

FCC Part 47 §15.247 2400-2483.5 MHz 2015

DUT Information

Frequencies

2402 MHz (2402 MHz)	WLAN CH 3 (2422 MHz)	WLAN CH 6 (2437 MHz)
WLAN CH 9 (2452 MHz)	2440 MHz (2440 MHz)	2480 MHz (2480 MHz)
WLAN CH 2 (2417 MHz)	WLAN CH 4 (2427 MHz)	WLAN CH 5 (2432 MHz)
WLAN CH 7 (2442 MHz)	WLAN CH 8 (2447 MHz)	WLAN CH 10 (2457 MHz)
WLAN CH 11 (2462 MHz)	WLAN CH 12 (2467 MHz)	WLAN CH 13 (2472 MHz)
WLAN CH 1 (2412 MHz)	BT CH 3 (2405 MHz)	

Bandwidths

2 MHz (2 MHz)	1 MHz (1 MHz)	20 MHz (20 MHz)
40 MHz (40 MHz)		

Power

20.000 dBm (20 dBm)

Beamforming Gain

Powerstep name (value)	Beamforming gain table names
20.000 dBm (20 dBm)	---

Gain Tables

Powerstep name (value)	Gain table names
20.000 dBm (20 dBm)	Port 1: ---;

DUT Settings

No. of transmission chains	1
Equipment Type	Other
Digital Modulation	Yes
Frequency Hopping	No

Hardware Setup: WMS Measurements\TS8997

Spectrum Analyzer: SA FSV 40 (SA FSV 40) @ VISA (ADR
TCPIP::192.168.48.111::INST0::INSTR), SN 1307.9002K40/101076,
FW 3.40

Vector Generator: VG SMBV100B (VG SMBV100B) @ VISA (ADR
TCPIP::192.168.48.29::INST0::INSTR), SN 101685, FW 4.70.006.33

Generator: SMBV100A (SMBV100A) @ VISA (ADR
TCPIP::192.168.48.25::INST0::INSTR), SN 260451, FW 4.70.108.41
/ Drv:5.8.0

OSP: OSP-B157W (OSP-B157W) @ VISA (ADR
TCPIP::192.168.48.157::INST0::INSTR), SN 1527.1144. /, FW
1.27.0.0

Summary

Test	Frequency (MHz)	Nominal Power (dBm)	Nominal Bandwidth (MHz)	Result
Minimum Emission Bandwidth 6 dB	2412.000	20.0	20.000000	PASS
Emission Bandwidth 20 dB	2412.000	20.0	20.000000	PASS
RF output power	2412.000	20.0	20.000000	PASS
Peak Power Spectral Density	2412.000	20.0	20.000000	PASS
Band Edge low	2412.000	20.0	20.000000	PASS
Tx Spurious Emission	2412.000	20.0	20.000000	PASS
Emission Bandwidth 20 dB	2437.000	20.0	20.000000	PASS
Minimum Emission Bandwidth 6 dB	2437.000	20.0	20.000000	PASS
RF output power	2437.000	20.0	20.000000	PASS
Peak Power Spectral Density	2437.000	20.0	20.000000	PASS
Tx Spurious Emission	2437.000	20.0	20.000000	PASS
Emission Bandwidth 20 dB	2462.000	20.0	20.000000	PASS
Minimum Emission Bandwidth 6 dB	2462.000	20.0	20.000000	PASS
RF output power	2462.000	20.0	20.000000	PASS
Peak Power Spectral Density	2462.000	20.0	20.000000	PASS
Band Edge high	2462.000	20.0	20.000000	PASS
Tx Spurious Emission	2462.000	20.0	20.000000	PASS

Minimum Emission Bandwidth 6 dB (2412 MHz; 20.000 dBm; 20 MHz)

Customized settings.

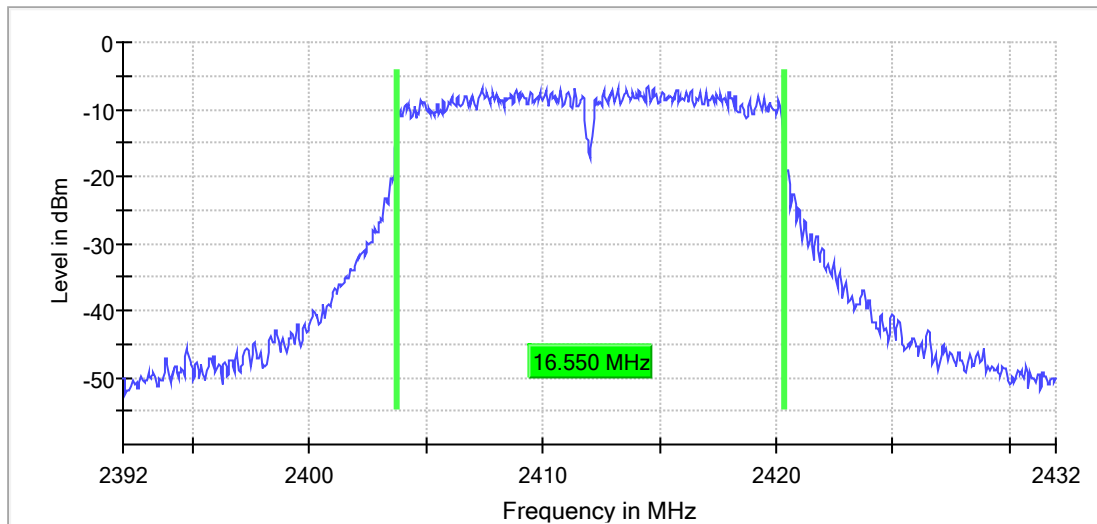
6 dB Bandwidth

DUT Frequency (MHz)	Bandwidth (MHz)	Limit Min (MHz)	Limit Max (MHz)	Band Edge Left (MHz)	Band Edge Right (MHz)
2412.000000	16.550000	0.500000	---	2403.775000	2420.325000

(continuation of the "6 dB Bandwidth" table from column 6 ...)

DUT Frequency (MHz)	Max Level (dBm)	Result
2412.000000	-6.5	PASS

6 dB Bandwidth



Measurement

Setting	Instrument Value	Target Value
Start Frequency	2.39200 GHz	2.39200 GHz
Stop Frequency	2.43200 GHz	2.43200 GHz
Span	40.000 MHz	40.000 MHz
RBW	100.000 kHz	~ 100.000 kHz
VBW	300.000 kHz	~ 300.000 kHz
SweepPoints	800	~ 800
Sweptime	56.836 μs	AUTO
Reference Level	10.000 dBm	10.000 dBm
Attenuation	30.000 dB	AUTO
Detector	Peak	Peak
SweepCount	100	100
Filter	3 dB	3 dB
Trace Mode	Max Hold	Max Hold
Sweeptype	FFT	AUTO
Preamp	off	off
Stablemode	Trace	Trace
Stablevalue	0.50 dB	0.50 dB
Run	1 / max. 1	max. 1
Stable	0 / 1	1
Max Stable Difference	0.00 dB	0.50 dB

Emission Bandwidth 20 dB (2412 MHz; 20.000 dBm; 20 MHz)

Customized settings.

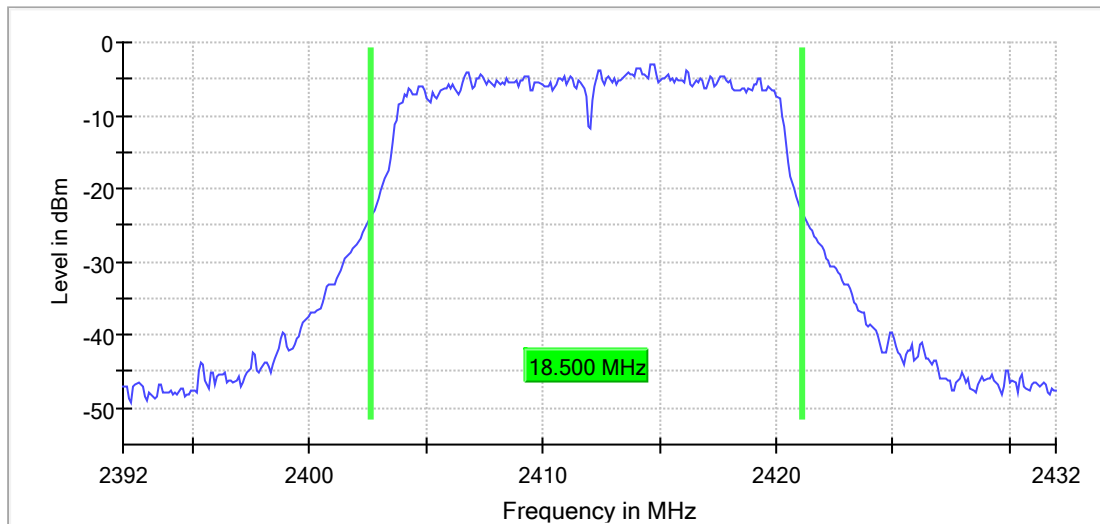
20 dB Bandwidth

DUT Frequency (MHz)	Bandwidth (MHz)	Limit Min (MHz)	Limit Max (MHz)	Band Edge Left (MHz)	Band Edge Right (MHz)
2412.000000	18.500000	---	---	2402.650000	2421.150000

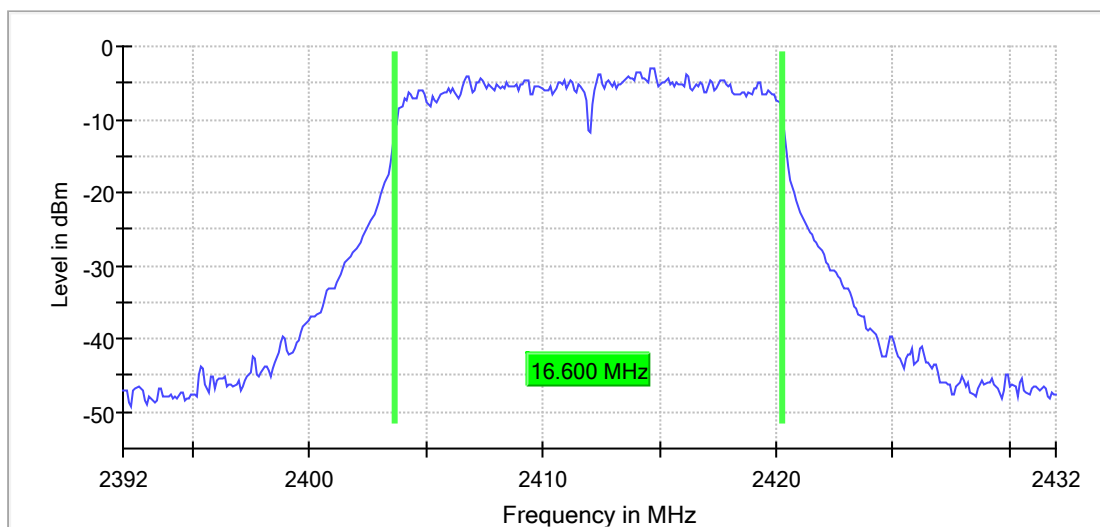
(continuation of the "20 dB Bandwidth" table from column 6 ...)

DUT Frequency (MHz)	Max Level (dBm)	Result
2412.000000	-3.0	PASS

20 dB Bandwidth



99 % Bandwidth



Measurement

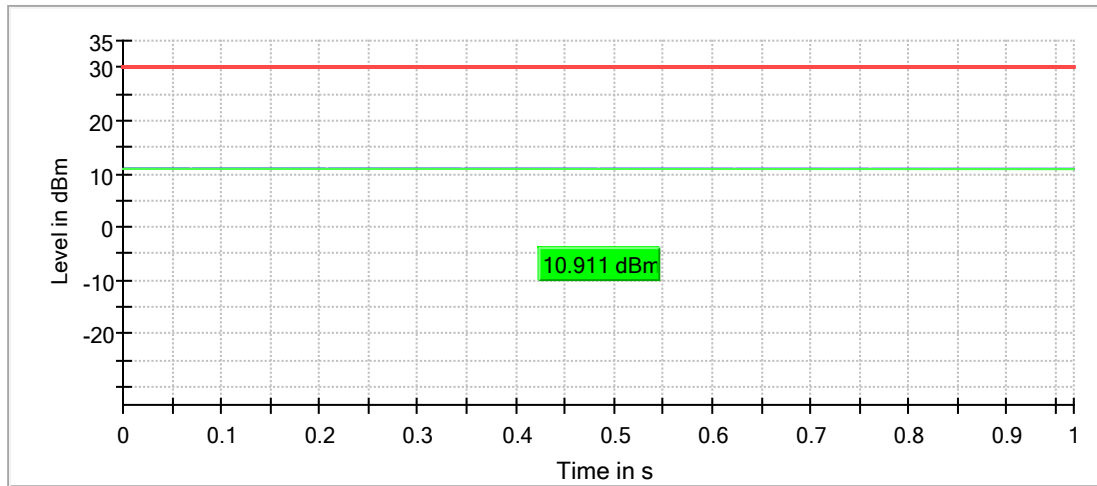
Setting	Instrument Value	Target Value
Start Frequency	2.39200 GHz	2.39200 GHz
Stop Frequency	2.43200 GHz	2.43200 GHz
Span	40.000 MHz	40.000 MHz
RBW	200.000 kHz	>= 200.000 kHz
VBW	1.000 MHz	>= 600.000 kHz
SweepPoints	400	~ 400
SweepTime	28.477 µs	AUTO
Reference Level	10.000 dBm	10.000 dBm
Attenuation	30.000 dB	AUTO
Detector	Peak	Peak
SweepCount	100	100
Filter	3 dB	3 dB
Trace Mode	Max Hold	Max Hold
SweepType	FFT	AUTO
Preamp	off	off
Stablemode	Trace	Trace
Stablevalue	0.50 dB	0.50 dB
Run	1 / max. 1	max. 1
Stable	0 / 1	1
Max Stable Difference	0.00 dB	0.50 dB

RF output power (2412 MHz; 20.000 dBm; 20 MHz)

Result

DUT Frequency (MHz)	Gated RMS (dBm)	Limit Max (dBm)	Gated EIRP (dBm)	DutyCycle (%)	Result
2412.000000	10.9	30.0	10.9	97.070	PASS

Gated Trace



— Gated Trace — Overall — Limit

OSP PowerMeter settings

Setting	Instrument Value	Target Value
Measurement Time	1.000 s	1.000 s
Points	1000000	1000000
Time resolution	1.000 μ s	1.000 μ s

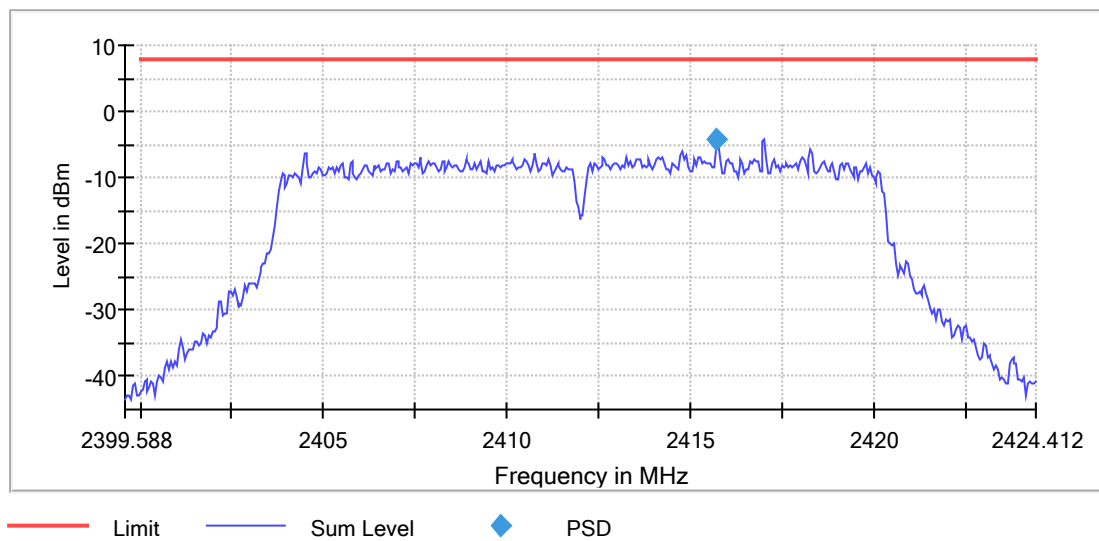
Peak Power Spectral Density (2412 MHz; 20.000 dBm; 20 MHz)

Customized settings.

Result

DUT Frequency (MHz)	Frequency (MHz)	PSD (dBm)	Limit Max (dBm)	Result
2412.000000	2415.728755	-4.194	8.0	PASS

Peak Power Spectral Density



Measurement

Setting	Instrument Value	Target Value
Start Frequency	2.39959 GHz	2.39959 GHz
Stop Frequency	2.42441 GHz	2.42441 GHz
Span	24.825 MHz	24.825 MHz
RBW	100.000 kHz	<= 100.000 kHz
VBW	300.000 kHz	>= 300.000 kHz
SweepPoints	496	~ 496
SweepTime	1.040 ms	AUTO
Reference Level	10.000 dBm	10.000 dBm
Attenuation	30.000 dB	AUTO
Detector	Peak	Peak
SweepCount	100	100
Filter	3 dB	3 dB
Trace Mode	Max Hold	Max Hold
Sweeptype	Sweep	Sweep
Preamp	off	off
Stablemode	Trace	Trace
Stablevalue	0.50 dB	0.50 dB
Run	1 / max. 1	max. 1
Stable	0 / 1	1
Max Stable Difference	0.00 dB	0.50 dB

Band Edge low (2412 MHz; 20.000 dBm; 20 MHz)

Result

DUT Frequency (MHz)	Result
2412.000000	PASS

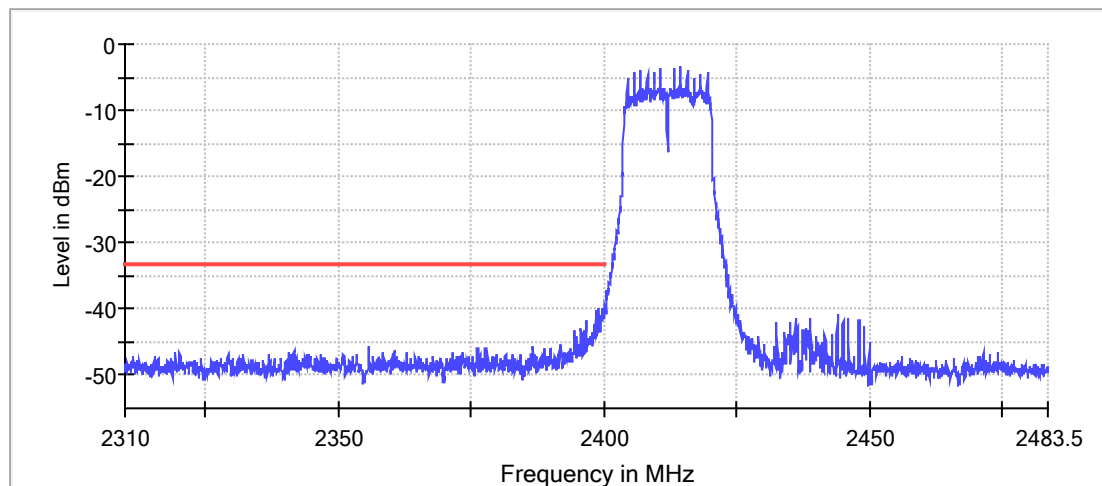
Inband Peak

Frequency (MHz)	Level (dBm)
2414.475000	-3.3

Measurements

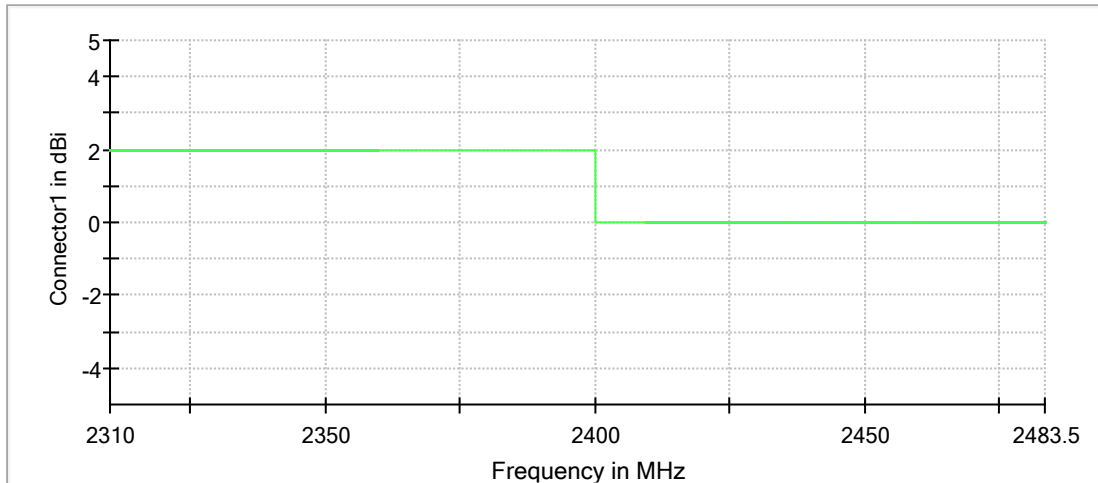
Frequency (MHz)	Level (dBm)	Margin (dB)	Limit (dBm)	Result
2399.825000	-39.8	6.5	-33.3	PASS
2399.125000	-39.8	6.5	-33.3	PASS
2399.875000	-39.8	6.6	-33.3	PASS
2399.075000	-40.0	6.7	-33.3	PASS
2398.525000	-40.2	6.9	-33.3	PASS
2398.575000	-40.5	7.2	-33.3	PASS
2399.175000	-40.8	7.6	-33.3	PASS
2398.475000	-40.9	7.6	-33.3	PASS
2399.475000	-41.1	7.9	-33.3	PASS
2399.225000	-41.2	7.9	-33.3	PASS
2399.775000	-41.3	8.0	-33.3	PASS
2399.425000	-41.3	8.0	-33.3	PASS
2399.925000	-41.3	8.1	-33.3	PASS
2399.725000	-41.3	8.1	-33.3	PASS
2399.975000	-41.4	8.1	-33.3	PASS

Band Edge



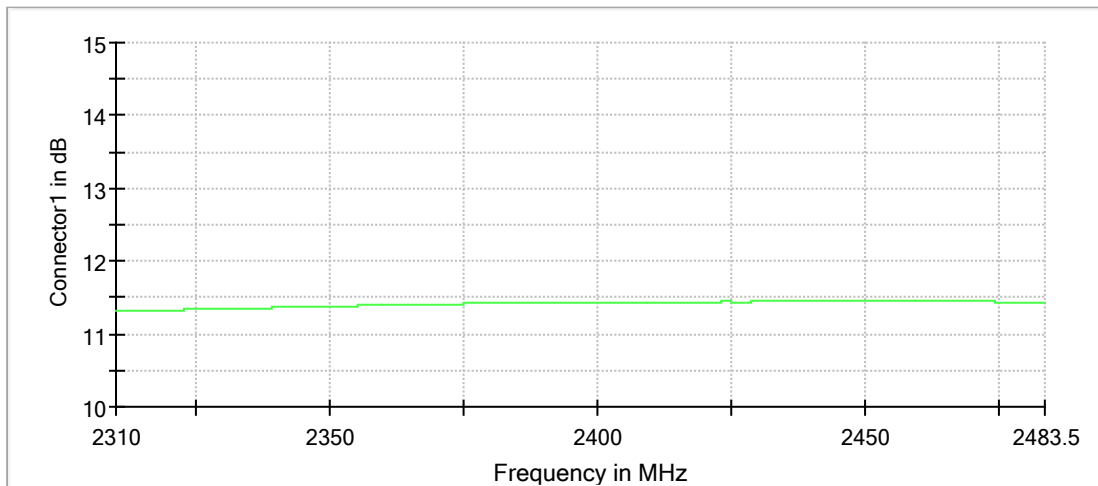
— Limit — Sum Level × Fail

Gain



Connector1

Attenuation



Connector1

Measurement 1

Setting	Instrument Value	Target Value
Start Frequency	2.31000 GHz	2.31000 GHz
Stop Frequency	2.40000 GHz	2.40000 GHz
Span	90.000 MHz	90.000 MHz
RBW	100.000 kHz	<= 100.000 kHz
VBW	300.000 kHz	>= 300.000 kHz
SweepPoints	1800	~ 1800
SweepTime	113.672 μ s	AUTO
Reference Level	10.000 dBm	10.000 dBm
Attenuation	30.000 dB	AUTO
Detector	MaxPeak	MaxPeak
SweepCount	100	100
Filter	3 dB	3 dB
Trace Mode	Max Hold	Max Hold
SweepType	FFT	AUTO
Preamp	off	off
Stablemode	Trace	Trace
Stablevalue	0.50 dB	0.50 dB
Run	4 / max. 150	max. 150
Stable	3 / 3	3
Max Stable Difference	0.00 dB	0.50 dB

Measurement 2

Setting	Instrument Value	Target Value
Start Frequency	2.40000 GHz	2.40000 GHz
Stop Frequency	2.48350 GHz	2.48350 GHz
Span	83.500 MHz	83.500 MHz
RBW	100.000 kHz	<= 100.000 kHz
VBW	300.000 kHz	>= 300.000 kHz
SweepPoints	1670	~ 1670
SweepTime	94.727 μ s	AUTO
Reference Level	10.000 dBm	10.000 dBm
Attenuation	30.000 dB	AUTO
Detector	MaxPeak	MaxPeak
SweepCount	100	100
Filter	3 dB	3 dB
Trace Mode	Max Hold	Max Hold
SweepType	FFT	AUTO
Preamp	off	off
Stablemode	Trace	Trace
Stablevalue	0.50 dB	0.50 dB
Run	16 / max. 150	max. 150
Stable	3 / 3	3
Max Stable Difference	0.44 dB	0.50 dB

Tx Spurious Emission (2412 MHz; 20.000 dBm; 20 MHz)

Customized settings.

Result

DUT Frequency (MHz)	Result
2412.000000	PASS

Final measurements

Frequency (MHz)	Level Pre Measurement (dBm)	level (dBm)	Limit (dBm)	Margin (dB)	Result
---	---	---	---	---	---

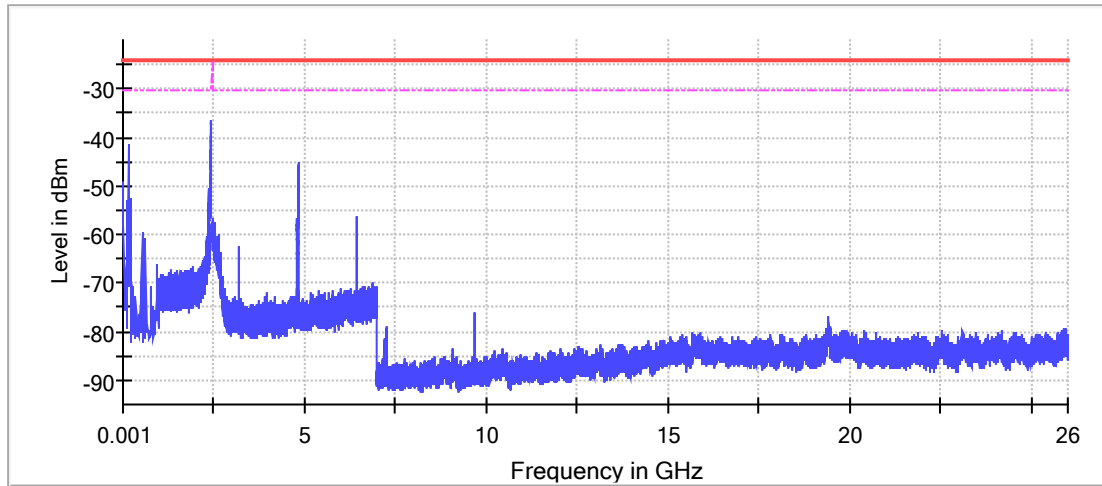
Pre Measurements

Frequency (MHz)	Level (dBm)	Margin (dB)	Limit (dBm)
2399.775000	-36.7	12.5	-24.2
2399.875000	-37.0	12.8	-24.2
2399.925000	-37.2	13.0	-24.2
2399.825000	-37.3	13.1	-24.2
2399.725000	-37.4	13.2	-24.2
2399.175000	-39.2	15.0	-24.2
2399.125000	-39.5	15.3	-24.2
2399.225000	-39.6	15.4	-24.2
2399.975000	-39.7	15.5	-24.2
2399.625000	-39.8	15.7	-24.2
2399.575000	-39.9	15.7	-24.2
2398.625000	-40.0	15.8	-24.2
2399.675000	-40.0	15.8	-24.2
2398.575000	-40.1	15.9	-24.2
2398.675000	-40.5	16.3	-24.2

Measurement Settings

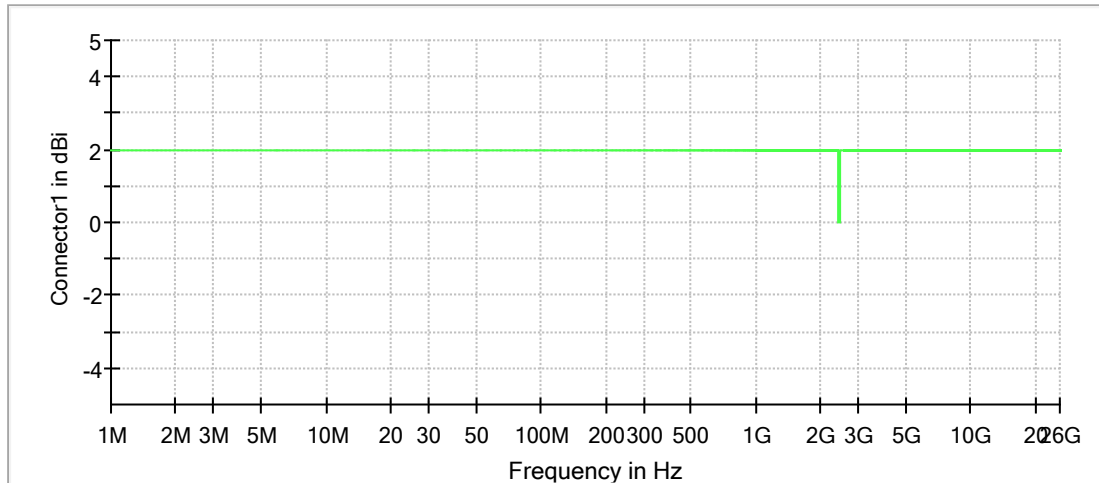
Start Frequency (MHz)	Stop Frequency (MHz)	Pre Measurement	Final Measurement
1.000000	1000.000000	1	1
1000.000000	2400.000000	2	2
2483.500000	7000.000000	2	2
7000.000000	18000.000000	2	2
18000.000000	26000.000000	2	2

Spurious



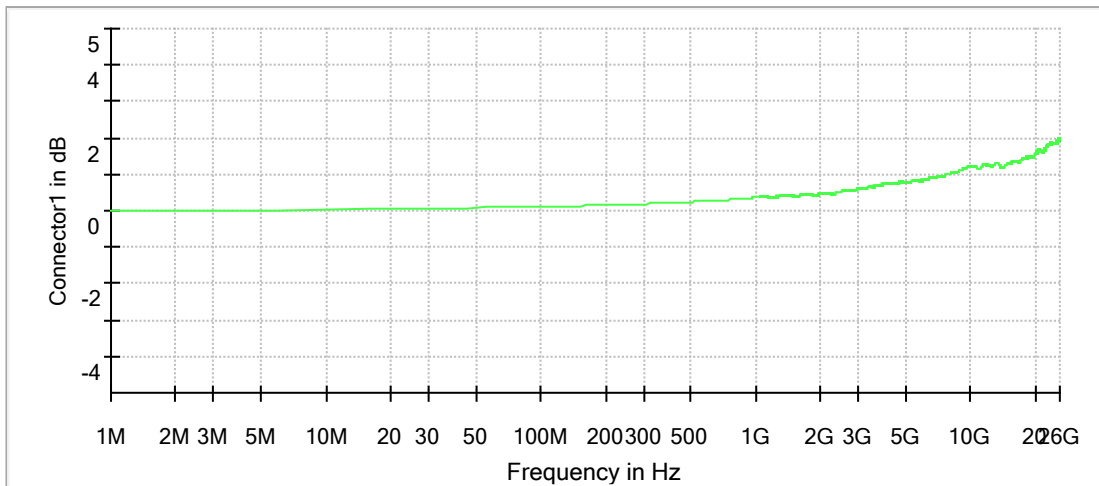
— Limit — Sum Level - - - Threshold × Critical × Final Critical

Gain



Connector1

Attenuation



Connector1

Pre Measurement 1

Setting	Instrument Value	Target Value
RBW	100.000 kHz	<= 100.000 kHz
VBW	300.000 kHz	>= 300.000 kHz
SweepPoints	101	~ 101
Sweptime	9.990 ms	AUTO
Reference Level	-20.000 dBm	-30.000 dBm
Attenuation	10.000 dB	AUTO
Detector	MaxPeak	MaxPeak
SweepCount	3	3
Filter	3 dB	3 dB
Trace Mode	Max Hold	Max Hold
Sweeptype	Sweep	AUTO
Preamp	off	off
Stablemode	Trace	Trace
Stablevalue	0.50 dB	0.50 dB
Run	1 / max. 1	max. 1
Stable	0 / 1	1
Max Stable Difference	0.00 dB	0.50 dB

Pre Measurement 2

Setting	Instrument Value	Target Value
RBW	100.000 kHz	<= 100.000 kHz
VBW	300.000 kHz	>= 300.000 kHz
SweepPoints	28000	~ 28000
SweepTime	28.000 ms	AUTO
Reference Level	-10.000 dBm	-30.000 dBm
Attenuation	20.000 dB	AUTO
Detector	MaxPeak	MaxPeak
SweepCount	30	30
Filter	3 dB	3 dB
Trace Mode	Max Hold	Max Hold
SweepType	Sweep	AUTO
Preamp	off	off
Stablemode	Trace	Trace
Stablevalue	1.00 dB	1.00 dB
Run	1 / max. 1	max. 1
Stable	0 / 3	3
Max Stable Difference	0.00 dB	1.00 dB

Emission Bandwidth 20 dB (2437 MHz; 20.000 dBm; 20 MHz)

Customized settings.

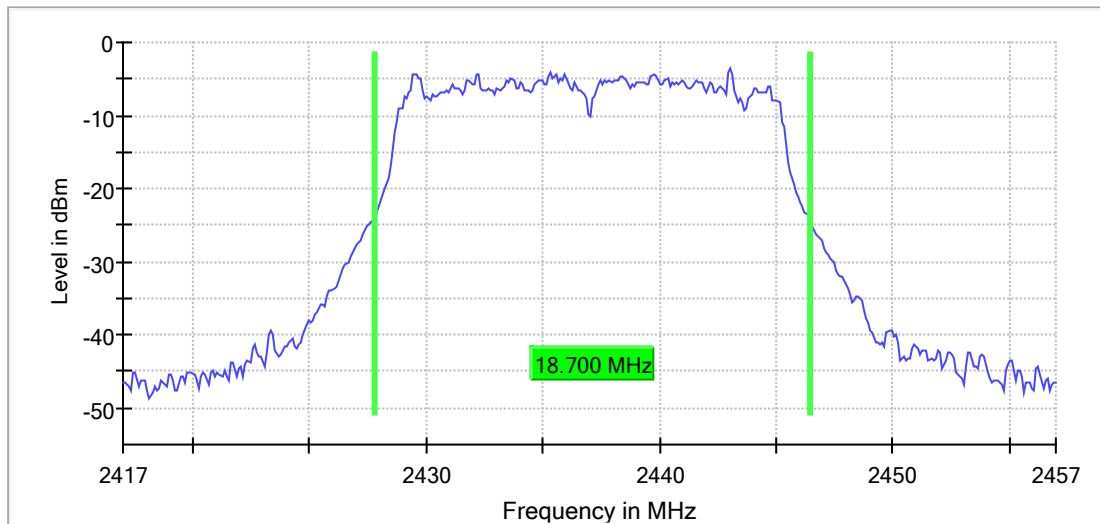
20 dB Bandwidth

DUT Frequency (MHz)	Bandwidth (MHz)	Limit Min (MHz)	Limit Max (MHz)	Band Edge Left (MHz)	Band Edge Right (MHz)
2437.000000	18.700000	---	---	2427.750000	2446.450000

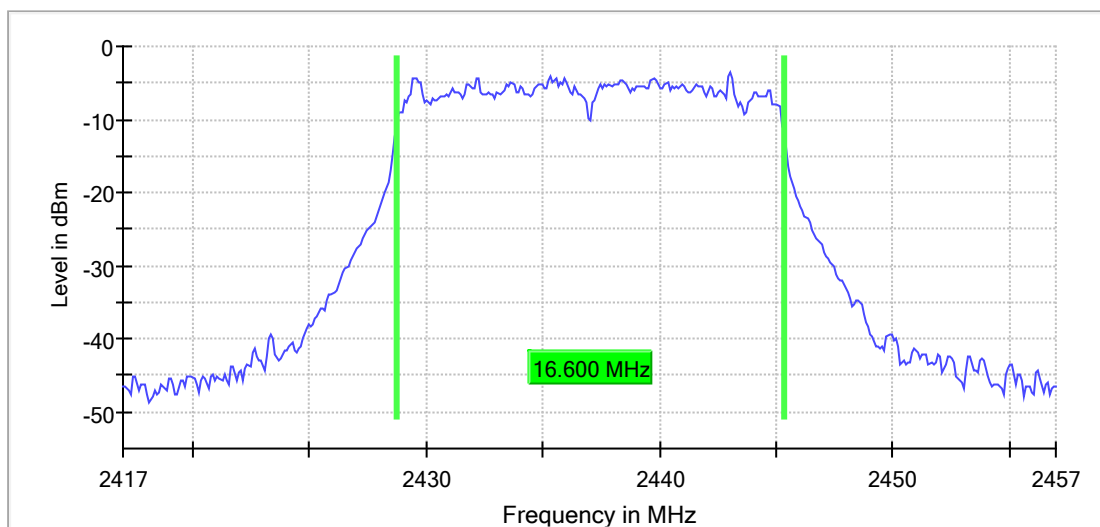
(continuation of the "20 dB Bandwidth" table from column 6 ...)

DUT Frequency (MHz)	Max Level (dBm)	Result
2437.000000	-3.6	PASS

20 dB Bandwidth



99 % Bandwidth



Measurement

Setting	Instrument Value	Target Value
Start Frequency	2.41700 GHz	2.41700 GHz
Stop Frequency	2.45700 GHz	2.45700 GHz
Span	40.000 MHz	40.000 MHz
RBW	200.000 kHz	>= 200.000 kHz
VBW	1.000 MHz	>= 600.000 kHz
SweepPoints	400	~ 400
SweepTime	28.477 µs	AUTO
Reference Level	10.000 dBm	10.000 dBm
Attenuation	30.000 dB	AUTO
Detector	Peak	Peak
SweepCount	100	100
Filter	3 dB	3 dB
Trace Mode	Max Hold	Max Hold
SweepType	FFT	AUTO
Preamp	off	off
Stablemode	Trace	Trace
Stablevalue	0.50 dB	0.50 dB
Run	1 / max. 1	max. 1
Stable	0 / 1	1
Max Stable Difference	0.00 dB	0.50 dB

Minimum Emission Bandwidth 6 dB (2437 MHz; 20.000 dBm; 20 MHz)

Customized settings.

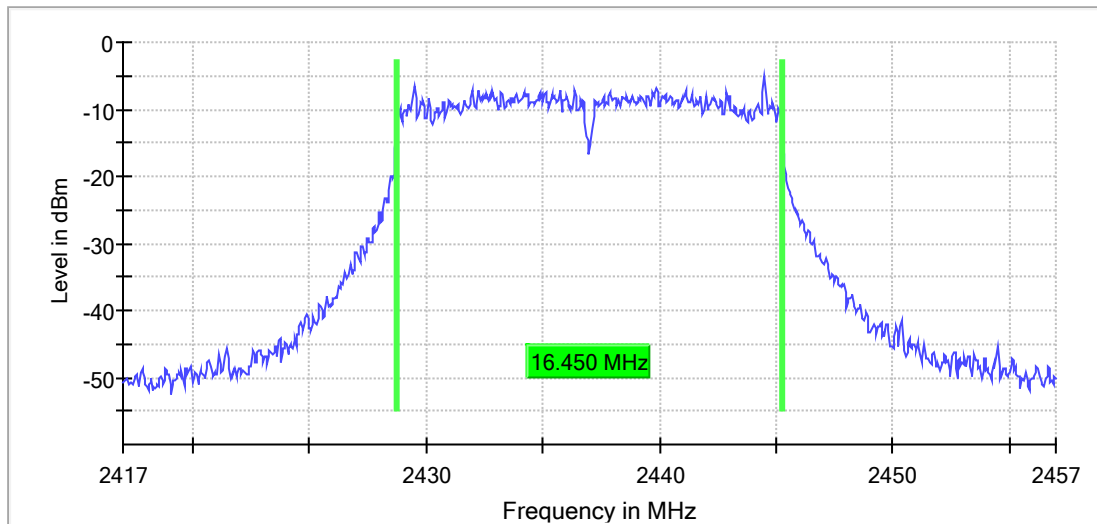
6 dB Bandwidth

DUT Frequency (MHz)	Bandwidth (MHz)	Limit Min (MHz)	Limit Max (MHz)	Band Edge Left (MHz)	Band Edge Right (MHz)
2437.000000	16.450000	0.500000	---	2428.775000	2445.225000

(continuation of the "6 dB Bandwidth" table from column 6 ...)

DUT Frequency (MHz)	Max Level (dBm)	Result
2437.000000	-5.0	PASS

6 dB Bandwidth



Measurement

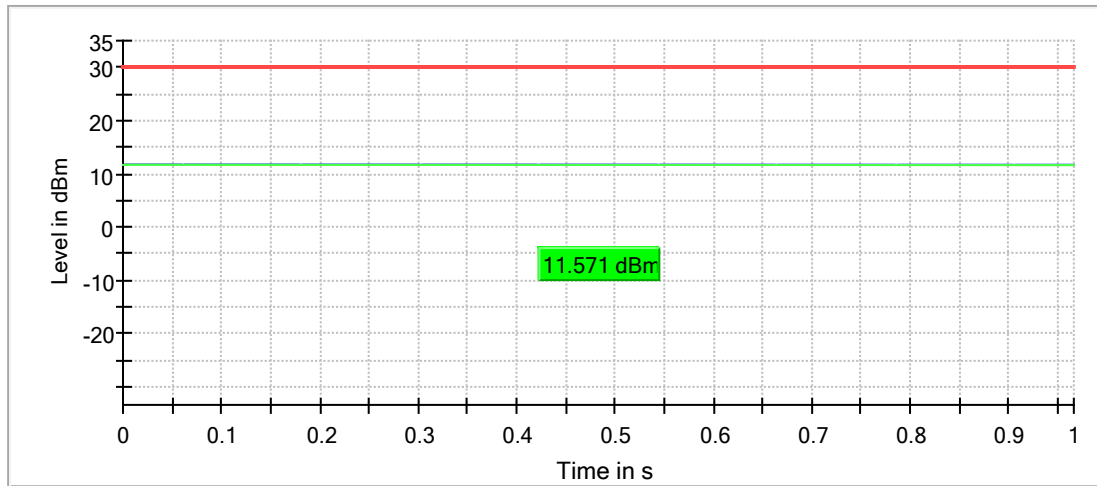
Setting	Instrument Value	Target Value
Start Frequency	2.41700 GHz	2.41700 GHz
Stop Frequency	2.45700 GHz	2.45700 GHz
Span	40.000 MHz	40.000 MHz
RBW	100.000 kHz	~ 100.000 kHz
VBW	300.000 kHz	~ 300.000 kHz
SweepPoints	800	~ 800
Sweptime	56.836 µs	AUTO
Reference Level	10.000 dBm	10.000 dBm
Attenuation	30.000 dB	AUTO
Detector	Peak	Peak
SweepCount	100	100
Filter	3 dB	3 dB
Trace Mode	Max Hold	Max Hold
Sweeptype	FFT	AUTO
Preamp	off	off
Stablemode	Trace	Trace
Stablevalue	0.50 dB	0.50 dB
Run	1 / max. 1	max. 1
Stable	0 / 1	1
Max Stable Difference	0.00 dB	0.50 dB

RF output power (2437 MHz; 20.000 dBm; 20 MHz)

Result

DUT Frequency (MHz)	Gated RMS (dBm)	Limit Max (dBm)	Gated EIRP (dBm)	DutyCycle (%)	Result
2437.000000	11.6	30.0	11.6	96.979	PASS

Gated Trace



— Gated Trace — Overall — Limit

OSP PowerMeter settings

Setting	Instrument Value	Target Value
Measurement Time	1.000 s	1.000 s
Points	1000000	1000000
Time resolution	1.000 μ s	1.000 μ s

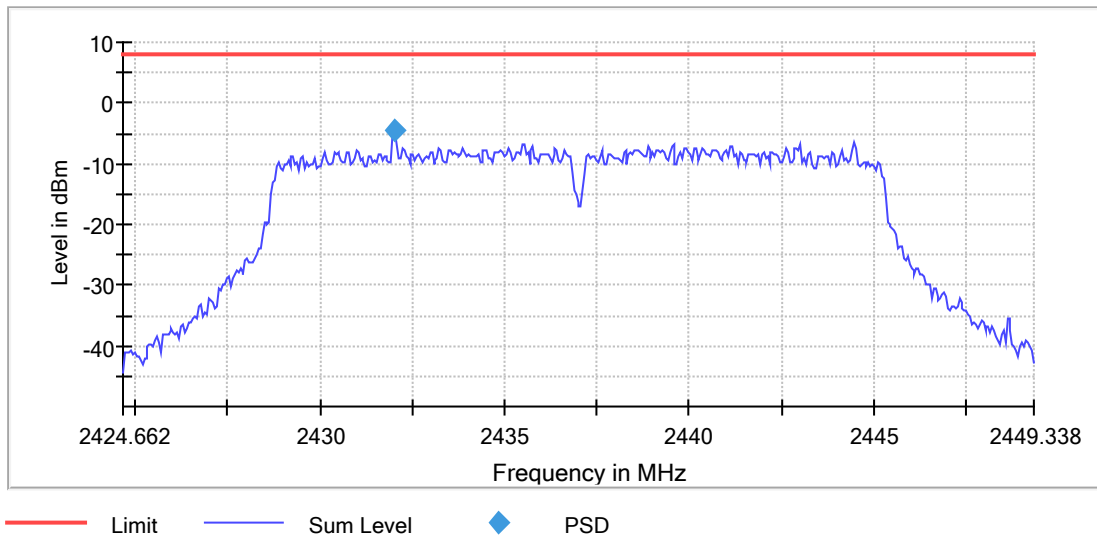
Peak Power Spectral Density (2437 MHz; 20.000 dBm; 20 MHz)

Customized settings.

Result

DUT Frequency (MHz)	Frequency (MHz)	PSD (dBm)	Limit Max (dBm)	Result
2437.000000	2432.030035	-4.461	8.0	PASS

Peak Power Spectral Density



Measurement

Setting	Instrument Value	Target Value
Start Frequency	2.42466 GHz	2.42466 GHz
Stop Frequency	2.44934 GHz	2.44934 GHz
Span	24.675 MHz	24.675 MHz
RBW	100.000 kHz	<= 100.000 kHz
VBW	300.000 kHz	>= 300.000 kHz
SweepPoints	494	~ 494
SweepTime	1.040 ms	AUTO
Reference Level	10.000 dBm	10.000 dBm
Attenuation	30.000 dB	AUTO
Detector	Peak	Peak
SweepCount	100	100
Filter	3 dB	3 dB
Trace Mode	Max Hold	Max Hold
Sweeptype	Sweep	Sweep
Preamp	off	off
Stablemode	Trace	Trace
Stablevalue	0.50 dB	0.50 dB
Run	1 / max. 1	max. 1
Stable	0 / 1	1
Max Stable Difference	0.00 dB	0.50 dB

Tx Spurious Emission (2437 MHz; 20.000 dBm; 20 MHz)

Customized settings.

Result

DUT Frequency (MHz)	Result
2437.000000	PASS

Final measurements

Frequency (MHz)	Level Pre Measurement (dBm)	level (dBm)	Limit (dBm)	Margin (dB)	Result
---	---	---	---	---	---

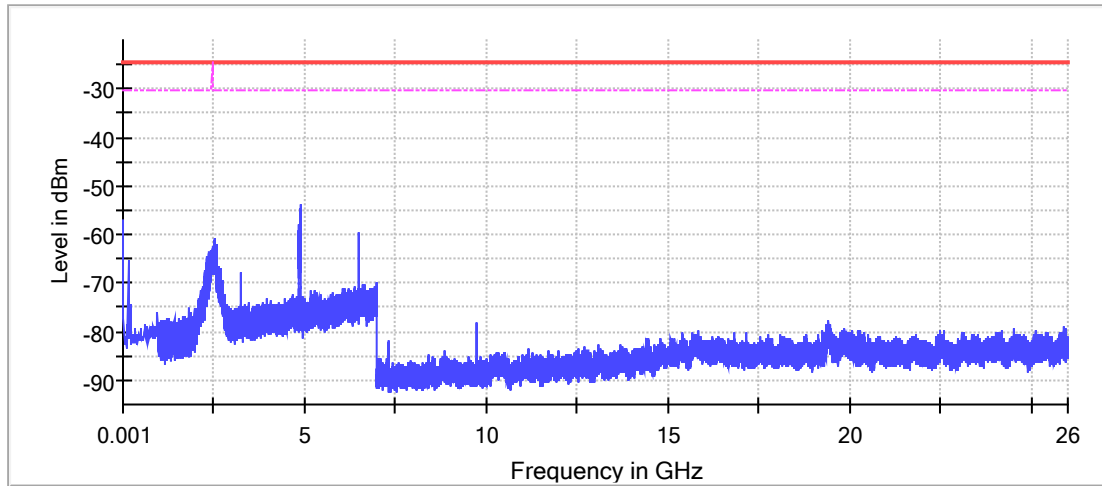
Pre Measurements

Frequency (MHz)	Level (dBm)	Margin (dB)	Limit (dBm)
4875.264859	-53.9	29.5	-24.5
4876.535085	-54.6	30.1	-24.5
4871.171909	-54.7	30.2	-24.5
4871.736454	-54.8	30.4	-24.5
4870.889636	-54.9	30.5	-24.5
4872.724407	-55.2	30.7	-24.5
4870.607364	-55.6	31.1	-24.5
4872.442135	-55.6	31.1	-24.5
4875.405995	-55.6	31.2	-24.5
4873.712361	-55.7	31.3	-24.5
4876.393949	-55.7	31.3	-24.5
4876.252812	-55.8	31.3	-24.5
4877.523038	-56.0	31.5	-24.5
4871.877590	-56.0	31.5	-24.5
4873.994633	-56.0	31.6	-24.5

Measurement Settings

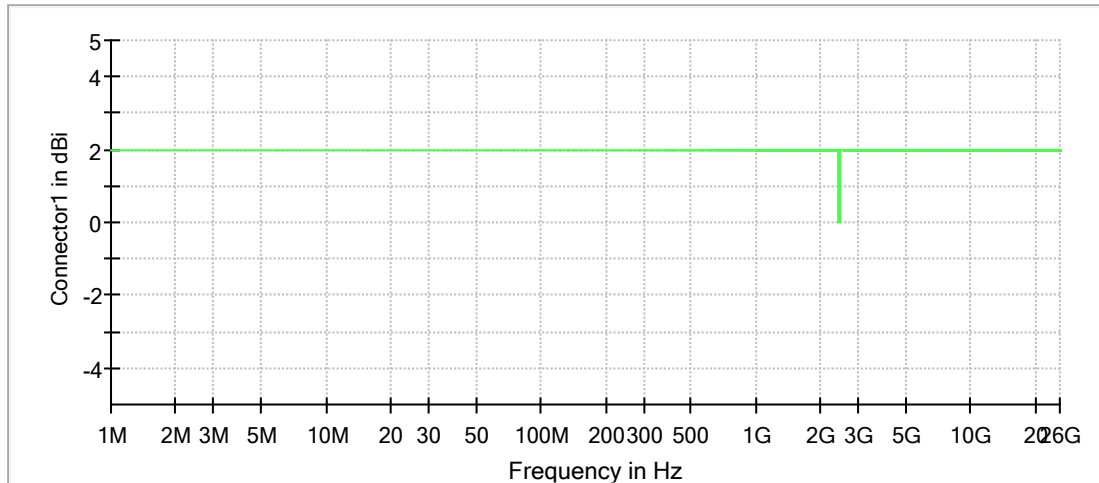
Start Frequency (MHz)	Stop Frequency (MHz)	Pre Measurement	Final Measurement
1.000000	1000.000000	1	1
1000.000000	2400.000000	2	2
2483.500000	7000.000000	2	2
7000.000000	18000.000000	2	2
18000.000000	26000.000000	2	2

Spurious



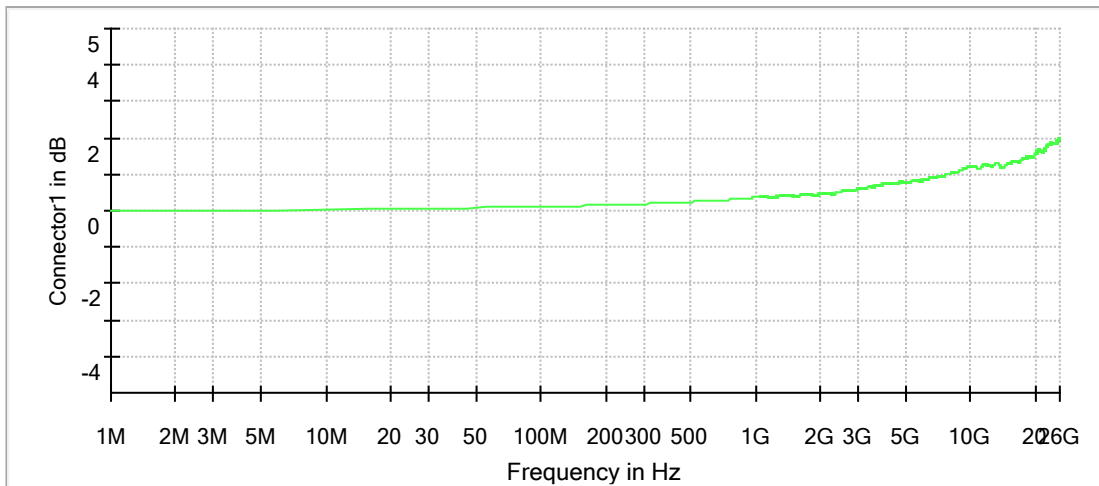
— Limit — Sum Level - - - Threshold × Critical × Final Critical

Gain



Connector1

Attenuation



Connector1

Pre Measurement 1

Setting	Instrument Value	Target Value
RBW	100.000 kHz	<= 100.000 kHz
VBW	300.000 kHz	>= 300.000 kHz
SweepPoints	101	~ 101
Sweptime	9.990 ms	AUTO
Reference Level	-20.000 dBm	-30.000 dBm
Attenuation	10.000 dB	AUTO
Detector	MaxPeak	MaxPeak
SweepCount	3	3
Filter	3 dB	3 dB
Trace Mode	Max Hold	Max Hold
Sweeptype	Sweep	AUTO
Preamp	off	off
Stablemode	Trace	Trace
Stablevalue	1.00 dB	1.00 dB
Run	1 / max. 1	max. 1
Stable	0 / 1	1
Max Stable Difference	0.00 dB	1.00 dB

Pre Measurement 2

Setting	Instrument Value	Target Value
RBW	100.000 kHz	<= 100.000 kHz
VBW	300.000 kHz	>= 300.000 kHz
SweepPoints	28000	~ 28000
SweepTime	28.000 ms	AUTO
Reference Level	-20.000 dBm	-30.000 dBm
Attenuation	10.000 dB	AUTO
Detector	MaxPeak	MaxPeak
SweepCount	30	30
Filter	3 dB	3 dB
Trace Mode	Max Hold	Max Hold
SweepType	Sweep	AUTO
Preamp	off	off
Stablemode	Trace	Trace
Stablevalue	1.00 dB	1.00 dB
Run	1 / max. 1	max. 1
Stable	0 / 3	3
Max Stable Difference	0.00 dB	1.00 dB

Emission Bandwidth 20 dB (2462 MHz; 20.000 dBm; 20 MHz)

Customized settings.

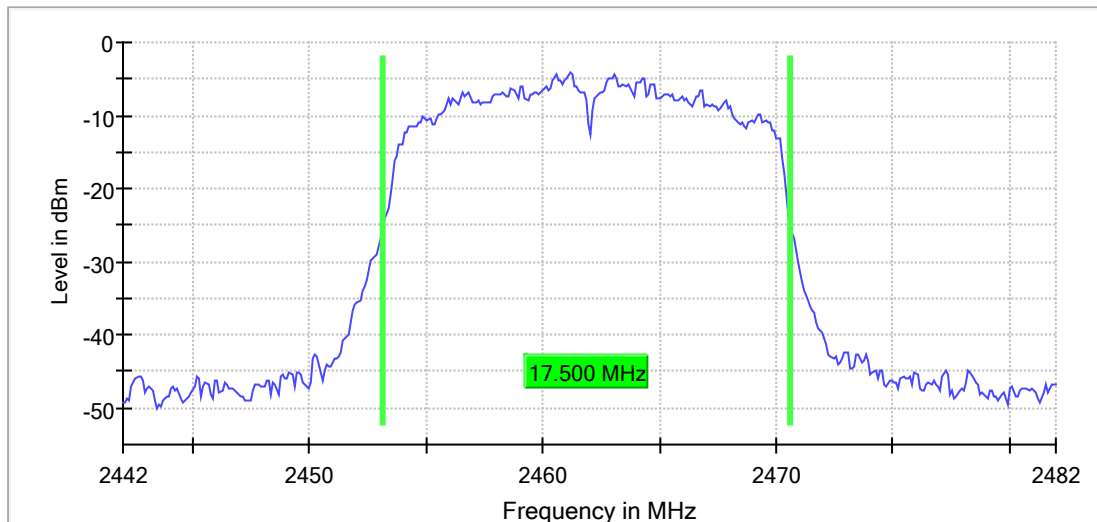
20 dB Bandwidth

DUT Frequency (MHz)	Bandwidth (MHz)	Limit Min (MHz)	Limit Max (MHz)	Band Edge Left (MHz)	Band Edge Right (MHz)
2462.000000	17.500000	---	---	2453.150000	2470.650000

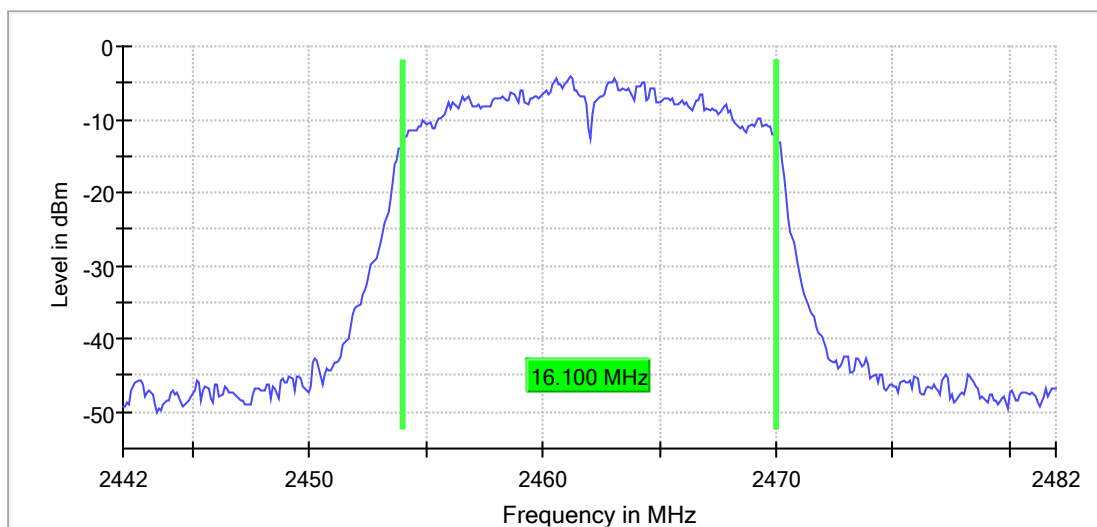
(continuation of the "20 dB Bandwidth" table from column 6 ...)

DUT Frequency (MHz)	Max Level (dBm)	Result
2462.000000	-4.1	PASS

20 dB Bandwidth



99 % Bandwidth



Measurement

Setting	Instrument Value	Target Value
Start Frequency	2.44200 GHz	2.44200 GHz
Stop Frequency	2.48200 GHz	2.48200 GHz
Span	40.000 MHz	40.000 MHz
RBW	200.000 kHz	>= 200.000 kHz
VBW	1.000 MHz	>= 600.000 kHz
SweepPoints	400	~ 400
SweepTime	28.477 μ s	AUTO
Reference Level	10.000 dBm	10.000 dBm
Attenuation	30.000 dB	AUTO
Detector	Peak	Peak
SweepCount	100	100
Filter	3 dB	3 dB
Trace Mode	Max Hold	Max Hold
SweepType	FFT	AUTO
Preamp	off	off
Stablemode	Trace	Trace
Stablevalue	0.50 dB	0.50 dB
Run	1 / max. 1	max. 1
Stable	0 / 1	1
Max Stable Difference	0.00 dB	0.50 dB

Minimum Emission Bandwidth 6 dB (2462 MHz; 20.000 dBm; 20 MHz)

Customized settings.

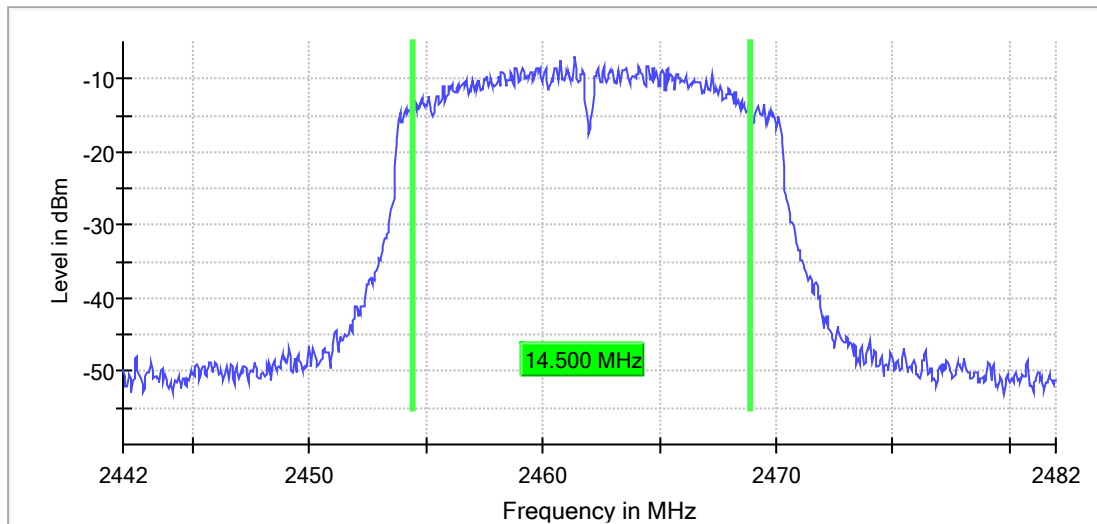
6 dB Bandwidth

DUT Frequency (MHz)	Bandwidth (MHz)	Limit Min (MHz)	Limit Max (MHz)	Band Edge Left (MHz)	Band Edge Right (MHz)
2462.000000	14.500000	0.500000	---	2454.425000	2468.925000

(continuation of the "6 dB Bandwidth" table from column 6 ...)

DUT Frequency (MHz)	Max Level (dBm)	Result
2462.000000	-7.0	PASS

6 dB Bandwidth



Measurement

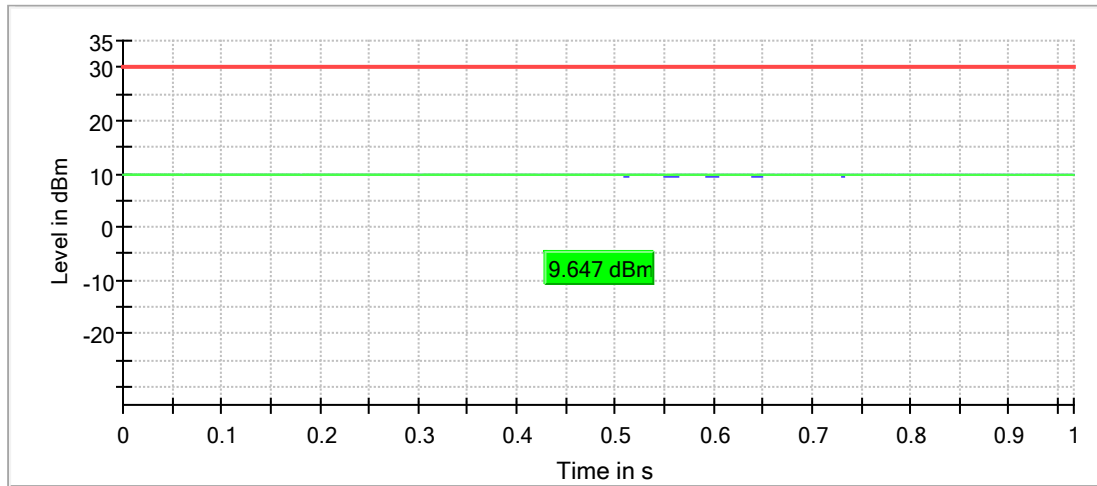
Setting	Instrument Value	Target Value
Start Frequency	2.44200 GHz	2.44200 GHz
Stop Frequency	2.48200 GHz	2.48200 GHz
Span	40.000 MHz	40.000 MHz
RBW	100.000 kHz	~ 100.000 kHz
VBW	300.000 kHz	~ 300.000 kHz
SweepPoints	800	~ 800
Sweptime	56.836 μs	AUTO
Reference Level	10.000 dBm	10.000 dBm
Attenuation	30.000 dB	AUTO
Detector	Peak	Peak
SweepCount	100	100
Filter	3 dB	3 dB
Trace Mode	Max Hold	Max Hold
SweepType	FFT	AUTO
Preamp	off	off
Stablemode	Trace	Trace
Stablevalue	0.50 dB	0.50 dB
Run	1 / max. 1	max. 1
Stable	0 / 1	1
Max Stable Difference	0.00 dB	0.50 dB

RF output power (2462 MHz; 20.000 dBm; 20 MHz)

Result

DUT Frequency (MHz)	Gated RMS (dBm)	Limit Max (dBm)	Gated EIRP (dBm)	DutyCycle (%)	Result
2462.000000	9.6	30.0	9.6	96.960	PASS

Gated Trace



— Gated Trace — Overall — Limit

OSP PowerMeter settings

Setting	Instrument Value	Target Value
Measurement Time	1.000 s	1.000 s
Points	1000000	1000000
Time resolution	1.000 μ s	1.000 μ s

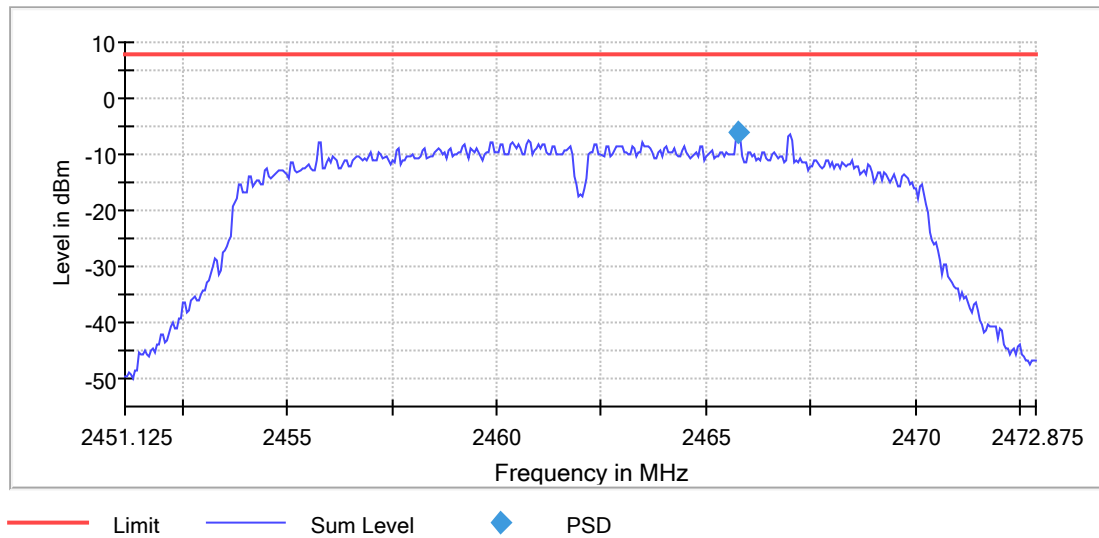
Peak Power Spectral Density (2462 MHz; 20.000 dBm; 20 MHz)

Customized settings.

Result

DUT Frequency (MHz)	Frequency (MHz)	PSD (dBm)	Limit Max (dBm)	Result
2462.000000	2465.750000	-6.025	8.0	PASS

Peak Power Spectral Density



Measurement

Setting	Instrument Value	Target Value
Start Frequency	2.45113 GHz	2.45113 GHz
Stop Frequency	2.47288 GHz	2.47288 GHz
Span	21.750 MHz	21.750 MHz
RBW	100.000 kHz	<= 100.000 kHz
VBW	300.000 kHz	>= 300.000 kHz
SweepPoints	435	~ 435
SweepTime	1.100 ms	AUTO
Reference Level	0.000 dBm	0.000 dBm
Attenuation	20.000 dB	AUTO
Detector	Peak	Peak
SweepCount	100	100
Filter	3 dB	3 dB
Trace Mode	Max Hold	Max Hold
Sweeptype	Sweep	Sweep
Preamp	off	off
Stablemode	Trace	Trace
Stablevalue	0.50 dB	0.50 dB
Run	1 / max. 1	max. 1
Stable	0 / 1	1
Max Stable Difference	0.00 dB	0.50 dB

Band Edge high (2462 MHz; 20.000 dBm; 20 MHz)

Result

DUT Frequency (MHz)	Result
2462.000000	PASS

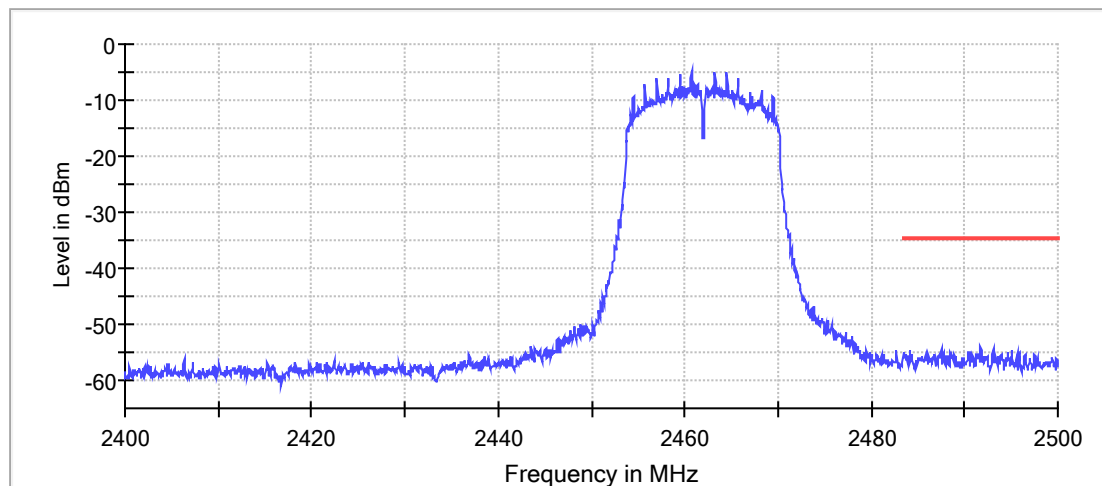
Inband Peak

Frequency (MHz)	Level (dBm)
2460.725000	-4.8

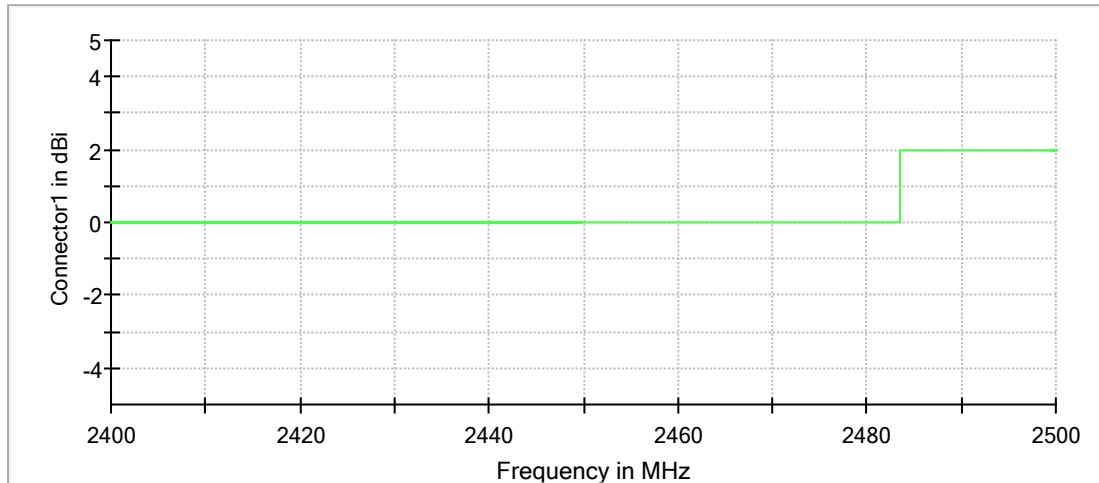
Measurements

Frequency (MHz)	Level (dBm)	Margin (dB)	Limit (dBm)	Result
2491.725000	-54.1	19.3	-34.8	PASS
2493.075000	-54.2	19.4	-34.8	PASS
2487.475000	-54.4	19.6	-34.8	PASS
2493.125000	-54.5	19.7	-34.8	PASS
2487.525000	-54.5	19.7	-34.8	PASS
2491.775000	-54.5	19.7	-34.8	PASS
2495.075000	-54.7	19.9	-34.8	PASS
2495.125000	-54.7	19.9	-34.8	PASS
2484.125000	-54.8	20.0	-34.8	PASS
2488.475000	-54.9	20.1	-34.8	PASS
2484.175000	-54.9	20.1	-34.8	PASS
2495.625000	-55.0	20.2	-34.8	PASS
2488.525000	-55.0	20.2	-34.8	PASS
2487.725000	-55.0	20.2	-34.8	PASS
2490.425000	-55.1	20.3	-34.8	PASS

Band Edge

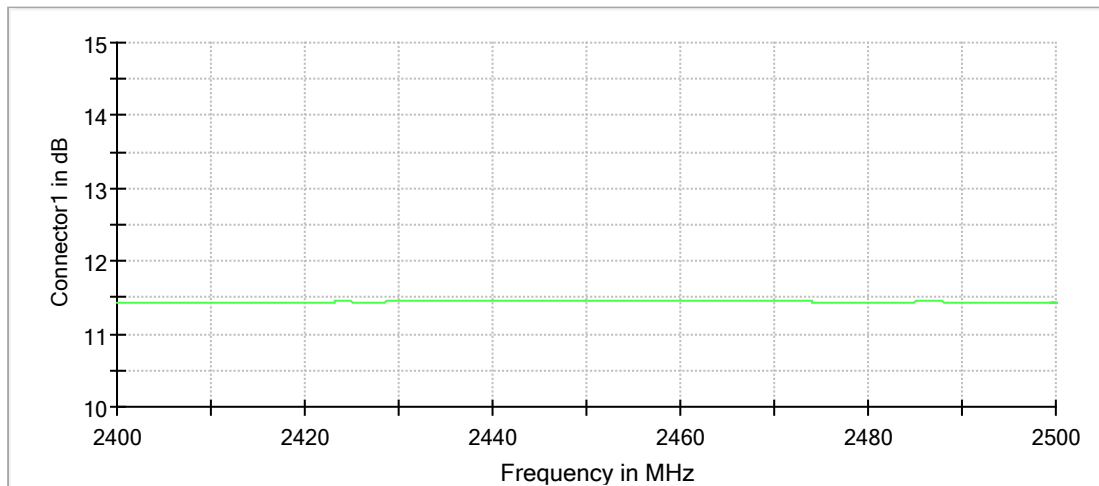


Gain



Connector1

Attenuation



Connector1

Measurement 1

Setting	Instrument Value	Target Value
Start Frequency	2.40000 GHz	2.40000 GHz
Stop Frequency	2.48350 GHz	2.48350 GHz
Span	83.500 MHz	83.500 MHz
RBW	100.000 kHz	<= 100.000 kHz
VBW	300.000 kHz	>= 300.000 kHz
SweepPoints	1670	~ 1670
SweepTime	94.727 μs	AUTO
Reference Level	0.000 dBm	0.000 dBm
Attenuation	20.000 dB	AUTO
Detector	MaxPeak	MaxPeak
SweepCount	100	100
Filter	3 dB	3 dB
Trace Mode	Max Hold	Max Hold
SweepType	FFT	AUTO
Preamp	off	off
Stablemode	Trace	Trace
Stablevalue	0.50 dB	0.50 dB
Run	20 / max. 150	max. 150
Stable	3 / 3	3
Max Stable Difference	0.35 dB	0.50 dB

Measurement 2

Setting	Instrument Value	Target Value
Start Frequency	2.48350 GHz	2.48350 GHz
Stop Frequency	2.50000 GHz	2.50000 GHz
Span	16.500 MHz	16.500 MHz
RBW	100.000 kHz	<= 100.000 kHz
VBW	300.000 kHz	>= 300.000 kHz
SweepPoints	330	~ 330
SweepTime	18.945 μ s	AUTO
Reference Level	0.000 dBm	0.000 dBm
Attenuation	20.000 dB	AUTO
Detector	MaxPeak	MaxPeak
SweepCount	100	100
Filter	3 dB	3 dB
Trace Mode	Max Hold	Max Hold
SweepType	FFT	AUTO
Preamp	off	off
Stablemode	Trace	Trace
Stablevalue	0.50 dB	0.50 dB
Run	4 / max. 150	max. 150
Stable	3 / 3	3
Max Stable Difference	0.00 dB	0.50 dB

Tx Spurious Emission (2462 MHz; 20.000 dBm; 20 MHz)

Customized settings.

Result

DUT Frequency (MHz)	Result
2462.000000	PASS

Final measurements

Frequency (MHz)	Level Pre Measurement (dBm)	level (dBm)	Limit (dBm)	Margin (dB)	Result
---	---	---	---	---	---

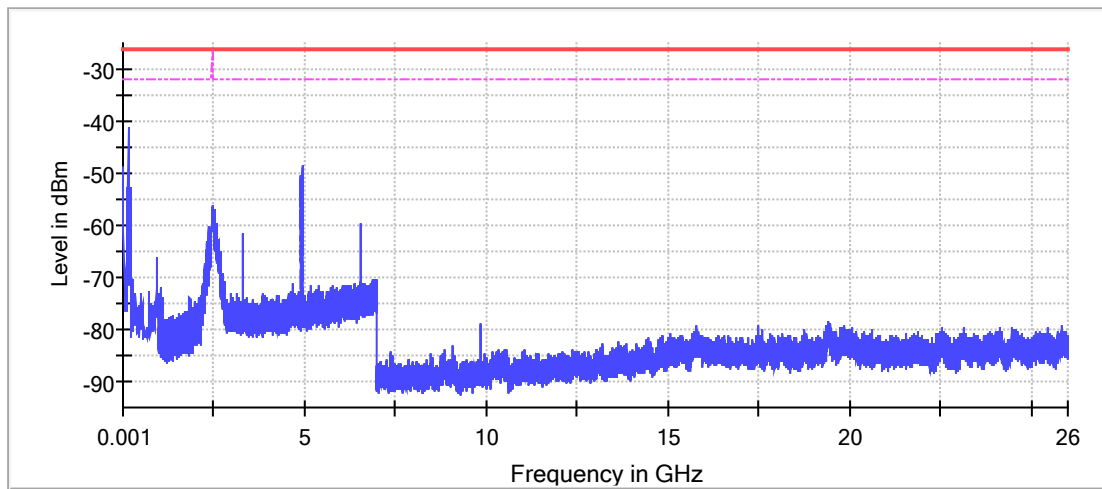
Pre Measurements

Frequency (MHz)	Level (dBm)	Margin (dB)	Limit (dBm)
144.420792	-41.2	15.2	-26.0
164.202970	-46.8	20.8	-26.0
4925.509351	-48.5	22.5	-26.0
5.945545	-48.7	22.7	-26.0
1.000000	-48.7	22.7	-26.0
4925.650487	-48.7	22.7	-26.0
4921.557537	-48.9	22.8	-26.0
154.311881	-49.1	23.1	-26.0
4922.968899	-49.6	23.5	-26.0
4921.275265	-49.6	23.6	-26.0
4924.380262	-50.1	24.1	-26.0
4923.674580	-50.2	24.2	-26.0
4922.827763	-50.2	24.2	-26.0
4917.746859	-50.2	24.2	-26.0
4926.779577	-50.4	24.3	-26.0

Measurement Settings

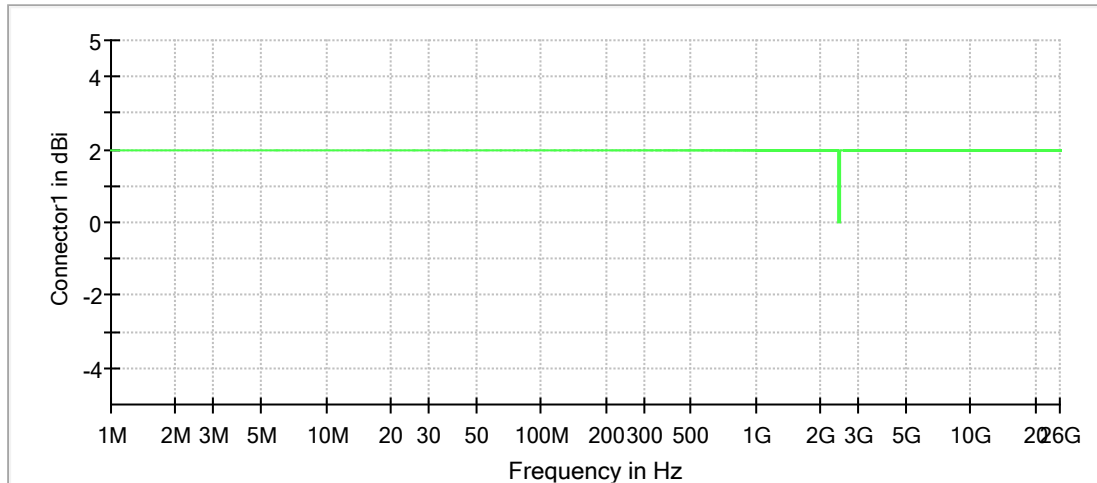
Start Frequency (MHz)	Stop Frequency (MHz)	Pre Measurement	Final Measurement
1.000000	1000.000000	1	1
1000.000000	2400.000000	2	2
2483.500000	7000.000000	2	2
7000.000000	18000.000000	2	2
18000.000000	26000.000000	2	2

Spurious



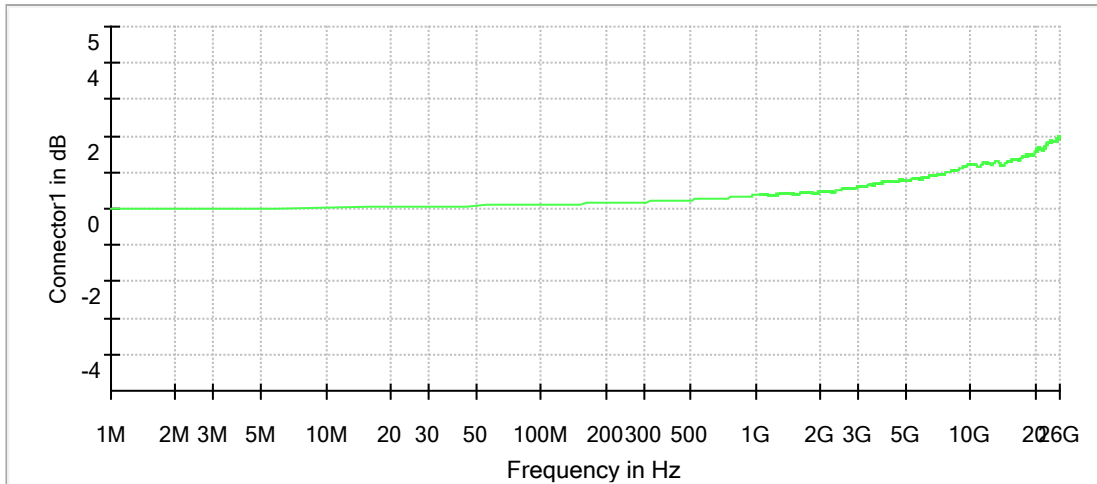
— Limit — Sum Level - - - Threshold × Critical × Final Critical

Gain



Connector1

Attenuation



Connector1

Pre Measurement 1

Setting	Instrument Value	Target Value
RBW	100.000 kHz	<= 100.000 kHz
VBW	300.000 kHz	>= 300.000 kHz
SweepPoints	101	~ 101
Sweptime	9.990 ms	AUTO
Reference Level	-20.000 dBm	-30.000 dBm
Attenuation	10.000 dB	AUTO
Detector	MaxPeak	MaxPeak
SweepCount	3	3
Filter	3 dB	3 dB
Trace Mode	Max Hold	Max Hold
Sweeptype	Sweep	AUTO
Preamp	off	off
Stablemode	Trace	Trace
Stablevalue	0.50 dB	0.50 dB
Run	1 / max. 1	max. 1
Stable	0 / 1	1
Max Stable Difference	0.00 dB	0.50 dB

Pre Measurement 2

Setting	Instrument Value	Target Value
RBW	100.000 kHz	<= 100.000 kHz
VBW	300.000 kHz	>= 300.000 kHz
SweepPoints	28000	~ 28000
SweepTime	28.000 ms	AUTO
Reference Level	-20.000 dBm	-30.000 dBm
Attenuation	10.000 dB	AUTO
Detector	MaxPeak	MaxPeak
SweepCount	30	30
Filter	3 dB	3 dB
Trace Mode	Max Hold	Max Hold
SweepType	Sweep	AUTO
Preamp	off	off
Stablemode	Trace	Trace
Stablevalue	1.00 dB	1.00 dB
Run	1 / max. 1	max. 1
Stable	0 / 3	3
Max Stable Difference	0.00 dB	1.00 dB