

# FCC 15.407 2015

## DUT Information

### Frequencies

WLAN CH 38 (5190 MHz)	WLAN CH 46 (5230 MHz)	WLAN CH 151 (5755 MHz)
WLAN CH 159 (5795 MHz)	WLAN CH 54 (5270 MHz)	WLAN CH 62 (5310 MHz)
WLAN CH 102 (5510 MHz)	WLAN CH 110 (5550 MHz)	WLAN CH 118 (5590 MHz)
WLAN CH 134 (5670 MHz)		

### Bandwidths

40 MHz (40 MHz)

### Power

20.000 dBm (20 dBm)

### Beamforming Gain

Powerstep name (value)	Beamforming gain table names
20.000 dBm (20 dBm)	BFG_'20.000 dBm'_0.000dB;

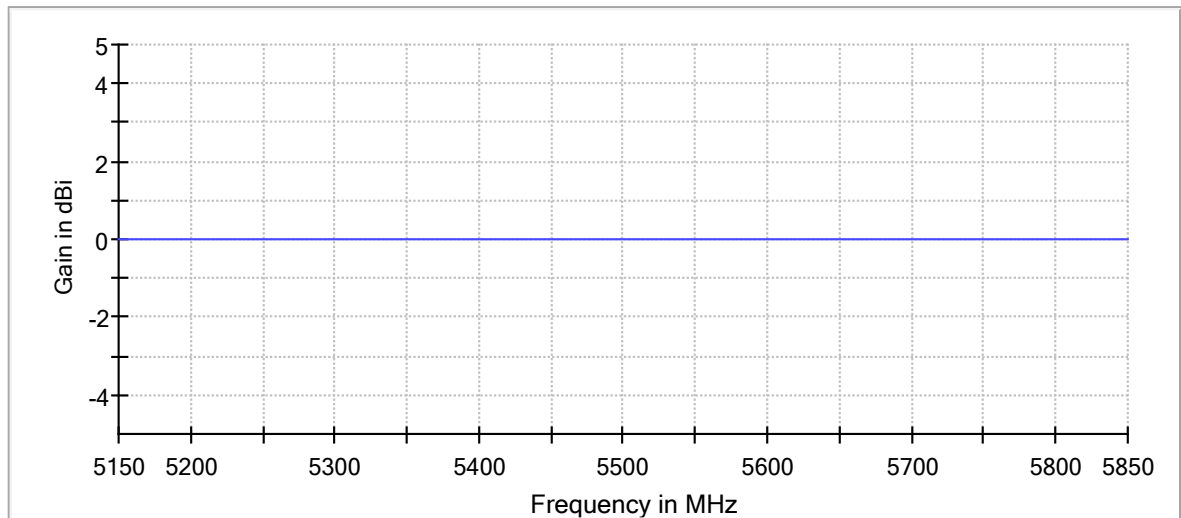
### Gain Tables

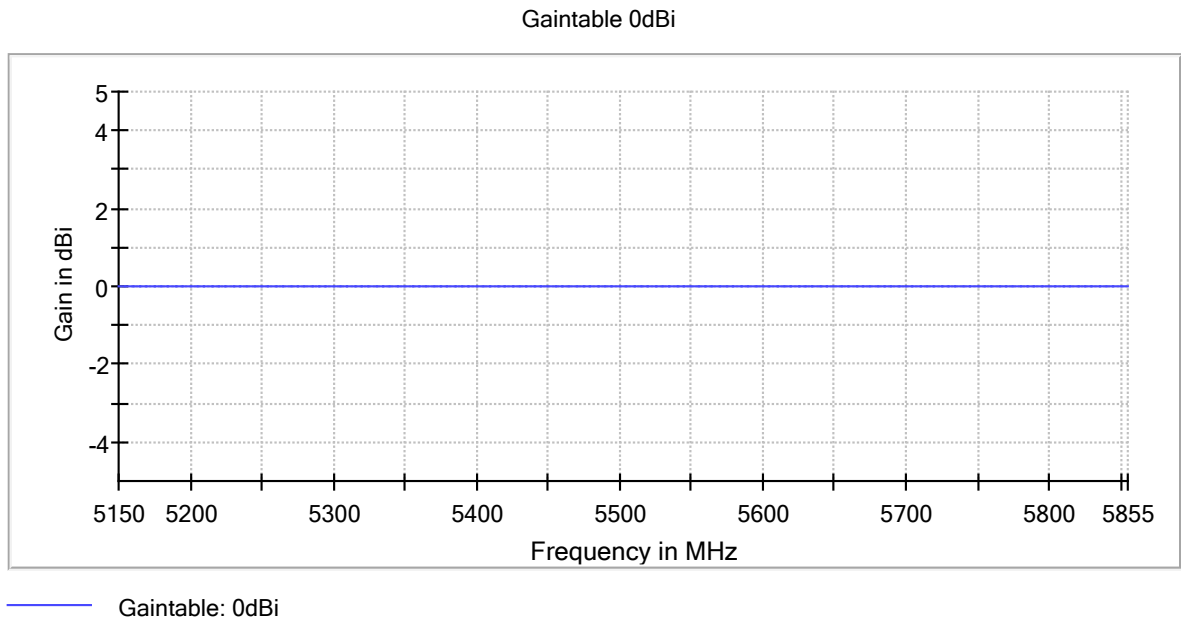
Powerstep name (value)	Gain table names
20.000 dBm (20 dBm)	Port 1: 0dBi;

### DUT Settings

No. of transmission chains	1
DFS capability	Yes
DFS Mode	Master
Equipment Type	Portable
TPC	No

Gaintable BFG\_'20.000 dBm'\_0.000dB





## Hardware Setup: WMS Measurements\Hardware Setup

Spectrum Analyzer: SA FSV 40 (SA FSV 40) @ VISA (ADR  
TCPIP::192.168.48.111::INST0::INSTR), SN 1307.9002K40/101076,  
FW 3.40

Vector Generator: VG SMBV100B (VG SMBV100B) @ VISA (ADR  
TCPIP::192.168.48.29::INST0::INSTR), SN 101685, FW 4.70.006.33

Generator: SMB100Aa (SMB100A) @ VISA (ADR  
TCPIP::192.168.48.28::INST0::INSTR), SN 177894, FW / Drv:Rev  
2.21.0, 07/2016, CVI 2015

OSP: OSP-B157W (OSP-B157W) @ VISA (ADR  
TCPIP::192.168.48.157::INST0::INSTR), SN 1527.1144. /, FW  
1.27.0.0

## Summary

Test	Frequency (MHz)	Nominal Power (dBm)	Nominal Bandwidth (MHz)	Result
Emission Bandwidth 26 dB	5190.000	20.0	40.000000	PASS
RF output power	5190.000	20.0	40.000000	PASS
Power Spectral Density	5190.000	20.0	40.000000	PASS
Occupied Channel Bandwidth 99%	5190.000	20.0	40.000000	PASS
Emission Bandwidth 26 dB	5230.000	20.0	40.000000	PASS
RF output power	5230.000	20.0	40.000000	PASS
Power Spectral Density	5230.000	20.0	40.000000	PASS
Occupied Channel Bandwidth 99%	5230.000	20.0	40.000000	PASS
Emission Bandwidth 26 dB	5270.000	20.0	40.000000	PASS
RF output power	5270.000	20.0	40.000000	PASS
Power Spectral Density	5270.000	20.0	40.000000	PASS
Occupied Channel Bandwidth 99%	5270.000	20.0	40.000000	PASS
Emission Bandwidth 26 dB	5310.000	20.0	40.000000	PASS
RF output power	5310.000	20.0	40.000000	PASS
Power Spectral Density	5310.000	20.0	40.000000	PASS
Occupied Channel Bandwidth 99%	5310.000	20.0	40.000000	PASS
Emission Bandwidth 26 dB	5510.000	20.0	40.000000	PASS
RF output power	5510.000	20.0	40.000000	PASS
Power Spectral Density	5510.000	20.0	40.000000	PASS
Occupied Channel Bandwidth 99%	5510.000	20.0	40.000000	PASS
Emission Bandwidth 26 dB	5550.000	20.0	40.000000	PASS
RF output power	5550.000	20.0	40.000000	PASS
Power Spectral Density	5550.000	20.0	40.000000	PASS
Occupied Channel Bandwidth 99%	5550.000	20.0	40.000000	PASS
Emission Bandwidth 26 dB	5670.000	20.0	40.000000	PASS
RF output power	5670.000	20.0	40.000000	PASS
Power Spectral Density	5670.000	20.0	40.000000	PASS
Occupied Channel Bandwidth 99%	5670.000	20.0	40.000000	PASS
RF output power	5755.000	20.0	40.000000	PASS
Power Spectral Density	5755.000	20.0	40.000000	PASS
Minimum Emission Bandwidth 6 dB	5755.000	20.0	40.000000	PASS
Occupied Channel Bandwidth 99%	5755.000	20.0	40.000000	PASS
RF output power	5795.000	20.0	40.000000	PASS
Power Spectral Density	5795.000	20.0	40.000000	PASS
Minimum Emission Bandwidth 6 dB	5795.000	20.0	40.000000	PASS
Occupied Channel Bandwidth 99%	5795.000	20.0	40.000000	PASS

## Emission Bandwidth 26 dB (5190 MHz; 20.000 dBm; 40 MHz)

Customized settings.

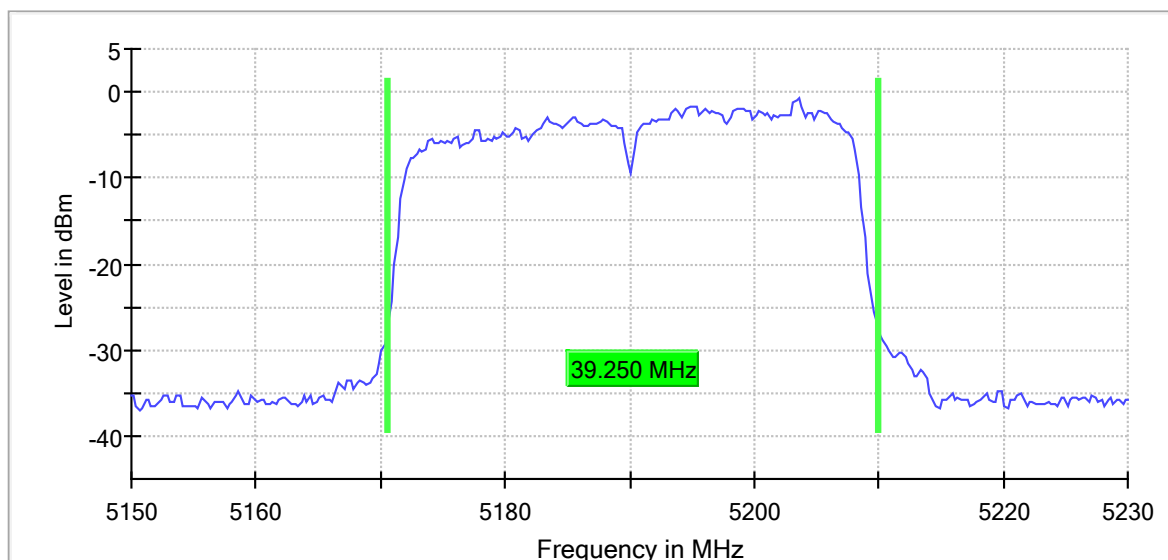
### 26 dB Bandwidth

DUT Frequency (MHz)	Bandwidth (MHz)	Limit Min (MHz)	Limit Max (MHz)	Band Edge Left (MHz)	Band Edge Right (MHz)
5190.000000	39.250000	---	---	5170.625000	5209.875000

(continuation of the "26 dB Bandwidth" table from column 6 ...)

DUT Frequency (MHz)	Max Level (dBm)	Result
5190.000000	-0.8	PASS

26 dB Bandwidth



### Measurement

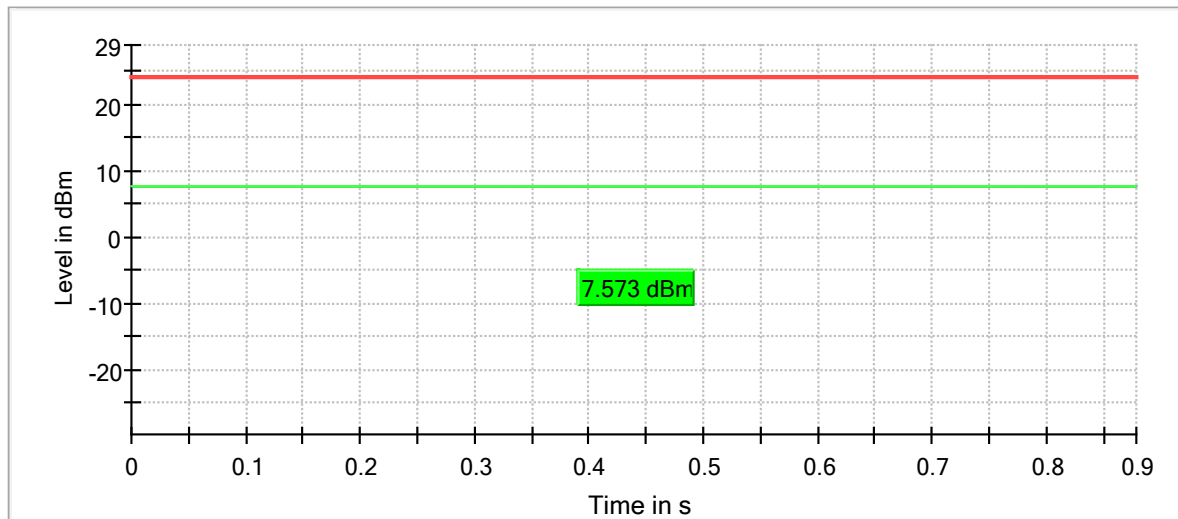
Setting	Instrument Value	Target Value
Start Frequency	5.15000 GHz	5.15000 GHz
Stop Frequency	5.23000 GHz	5.23000 GHz
Span	80.000 MHz	80.000 MHz
RBW	500.000 kHz	~ 500.000 kHz
VBW	2.000 MHz	>= 1.500 MHz
SweepPoints	320	~ 320
Sweeptime	18.906 µs	AUTO
Reference Level	10.000 dBm	10.000 dBm
Attenuation	30.000 dB	AUTO
Detector	MaxPeak	MaxPeak
SweepCount	200	200
Filter	3 dB	3 dB
Trace Mode	Max Hold	Max Hold
Sweeptype	FFT	AUTO
Preamp	off	off
Stablemode	Trace	Trace
Stablevalue	0.30 dB	0.30 dB
Run	29 / max. 150	max. 150
Stable	5 / 5	5
Max Stable Difference	0.26 dB	0.30 dB

## RF output power (5190 MHz; 20.000 dBm; 40 MHz)

### Result

DUT Frequency (MHz)	Gated RMS (dBm)	Limit Max (dBm)	Gated EIRP (dBm)	DutyCycle (%)	Result
5190.000000	7.6	24.0	7.6	88.075	PASS

Gated Trace



— Gated Trace — Overall — Limit

### OSP PowerMeter settings

Setting	Instrument Value	Target Value
Measurement Time	1.000 s	1.000 s
Points	1000000	1000000
Time resolution	1.000 $\mu$ s	1.000 $\mu$ s

## Power Spectral Density (5190 MHz; 20.000 dBm; 40 MHz)

Customized settings.

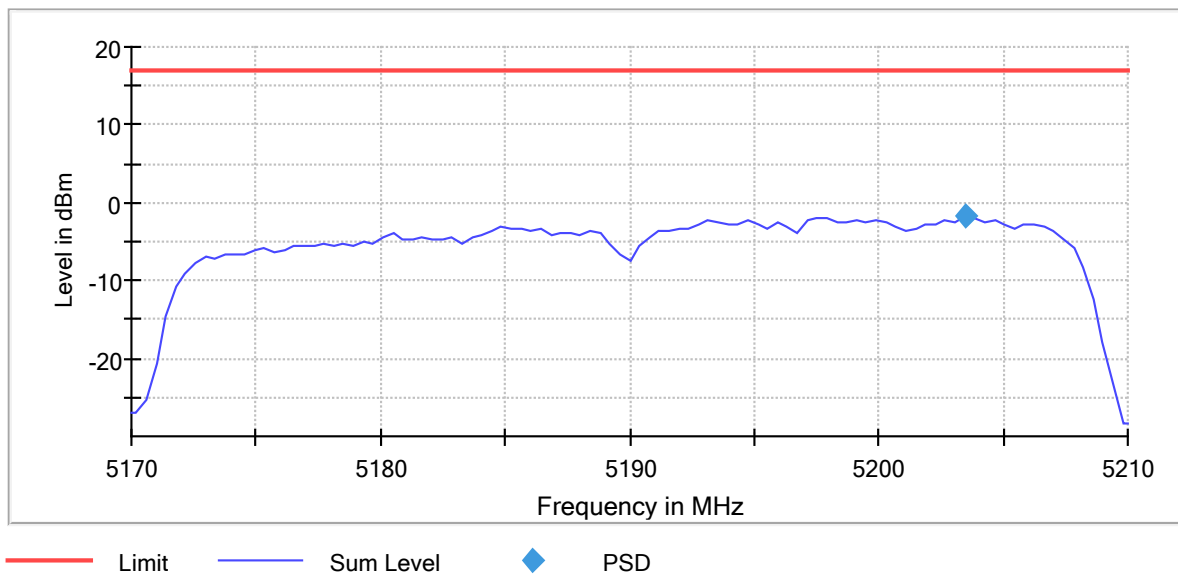
### Result

DUT Frequency (MHz)	Frequency (MHz)	PSD (dBm)	Limit Max (dBm)	Result
5190.000000	5203.465347	-1.664	17.0	PASS

### Ports

Port	Duty Cycle (%)
1	0.000

Power Spectral Density



### Measurement

Setting	Instrument Value	Target Value
Start Frequency	5.17000 GHz	5.17000 GHz
Stop Frequency	5.21000 GHz	5.21000 GHz
Span	40.000 MHz	40.000 MHz
RBW	1.000 MHz	<= 1.000 MHz
VBW	3.000 MHz	>= 3.000 MHz
SweepPoints	101	~ 80
Sweptime	11.000 $\mu$ s	10.100 $\mu$ s
Reference Level	0.000 dBm	0.000 dBm
Attenuation	20.000 dB	AUTO
Detector	RMS	RMS
SweepCount	100	100
Filter	3 dB	3 dB
Trace Mode	Max Hold	Max Hold
SweepType	FFT	AUTO
Preamp	off	off
Stablemode	Trace	Trace
Stablevalue	0.30 dB	0.30 dB
Run	8 / max. 15	max. 15
Stable	1 / 1	1
Max Stable Difference	0.28 dB	0.30 dB



## Occupied Channel Bandwidth 99% (5190 MHz; 20.000 dBm; 40 MHz)

Customized settings.

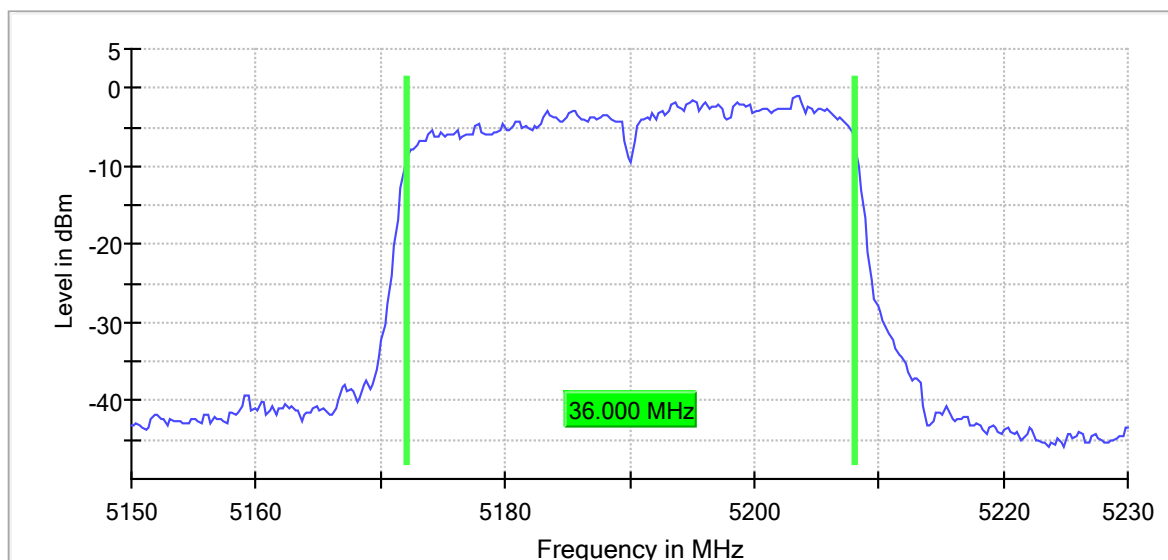
### 99 % Bandwidth

DUT Frequency (MHz)	Bandwidth (MHz)	Limit Min (MHz)	Limit Max (MHz)	Band Edge Left (MHz)	Band Edge Right (MHz)
5190.000000	36.000000	---	---	5172.125000	5208.125000

(continuation of the "99 % Bandwidth" table from column 6 ...)

DUT Frequency (MHz)	Result
5190.000000	PASS

99 % Bandwidth



### Measurement

Setting	Instrument Value	Target Value
Start Frequency	5.15000 GHz	5.15000 GHz
Stop Frequency	5.23000 GHz	5.23000 GHz
Span	80.000 MHz	80.000 MHz
RBW	500.000 kHz	>= 500.000 kHz
VBW	2.000 MHz	>= 1.500 MHz
SweepPoints	320	~ 320
Sweeptime	18.906 µs	AUTO
Reference Level	0.000 dBm	0.000 dBm
Attenuation	20.000 dB	AUTO
Detector	MaxPeak	MaxPeak
SweepCount	200	200
Filter	3 dB	3 dB
Trace Mode	Max Hold	Max Hold
Sweeptype	FFT	AUTO
Preamp	off	off
Stablemode	Trace	Trace
Stablevalue	0.30 dB	0.30 dB
Run	16 / max. 150	max. 150
Stable	1 / 1	1
Max Stable Difference	0.27 dB	0.30 dB

## Emission Bandwidth 26 dB (5230 MHz; 20.000 dBm; 40 MHz)

Customized settings.

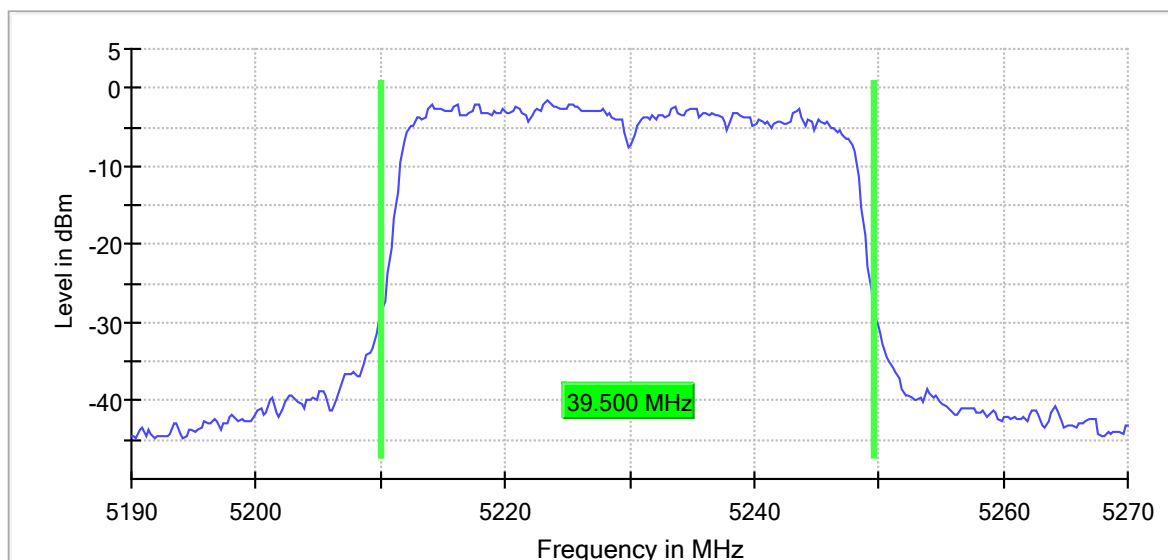
### 26 dB Bandwidth

DUT Frequency (MHz)	Bandwidth (MHz)	Limit Min (MHz)	Limit Max (MHz)	Band Edge Left (MHz)	Band Edge Right (MHz)
5230.000000	39.500000	---	---	5210.125000	5249.625000

(continuation of the "26 dB Bandwidth" table from column 6 ...)

DUT Frequency (MHz)	Max Level (dBm)	Result
5230.000000	-1.4	PASS

26 dB Bandwidth



### Measurement

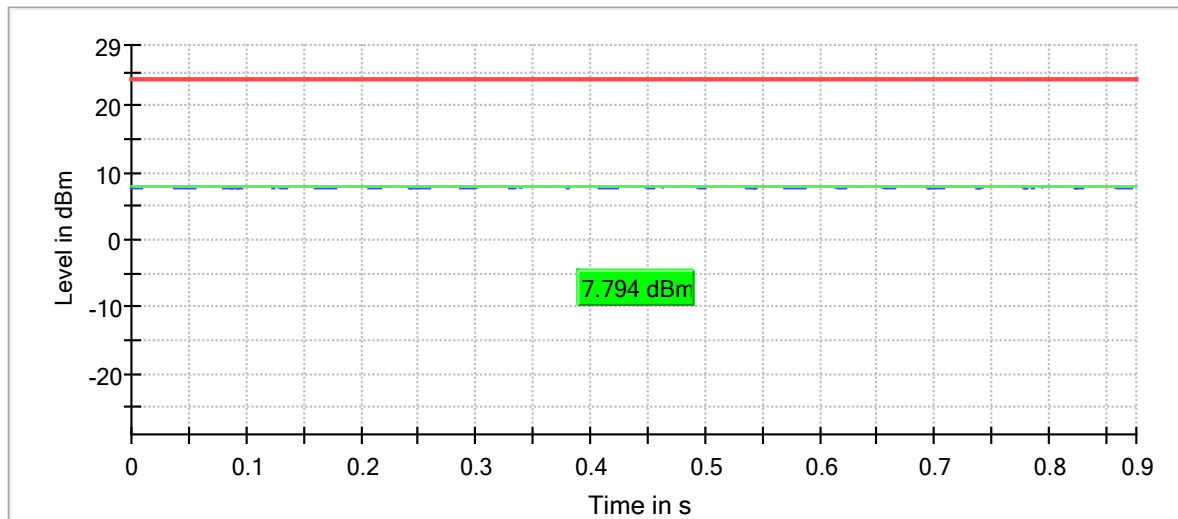
Setting	Instrument Value	Target Value
Start Frequency	5.19000 GHz	5.19000 GHz
Stop Frequency	5.27000 GHz	5.27000 GHz
Span	80.000 MHz	80.000 MHz
RBW	500.000 kHz	~ 500.000 kHz
VBW	2.000 MHz	>= 1.500 MHz
SweepPoints	320	~ 320
Sweeptime	18.906 $\mu$ s	AUTO
Reference Level	0.000 dBm	0.000 dBm
Attenuation	20.000 dB	AUTO
Detector	MaxPeak	MaxPeak
SweepCount	200	200
Filter	3 dB	3 dB
Trace Mode	Max Hold	Max Hold
Sweeptype	FFT	AUTO
Preamp	off	off
Stablemode	Trace	Trace
Stablevalue	0.30 dB	0.30 dB
Run	35 / max. 150	max. 150
Stable	5 / 5	5
Max Stable Difference	0.05 dB	0.30 dB

## RF output power (5230 MHz; 20.000 dBm; 40 MHz)

### Result

DUT Frequency (MHz)	Gated RMS (dBm)	Limit Max (dBm)	Gated EIRP (dBm)	DutyCycle (%)	Result
5230.000000	7.8	24.0	7.8	87.812	PASS

Gated Trace



— Gated Trace    — Overall    — Limit

### OSP PowerMeter settings

Setting	Instrument Value	Target Value
Measurement Time	1.000 s	1.000 s
Points	1000000	1000000
Time resolution	1.000 $\mu$ s	1.000 $\mu$ s

## Power Spectral Density (5230 MHz; 20.000 dBm; 40 MHz)

Customized settings.

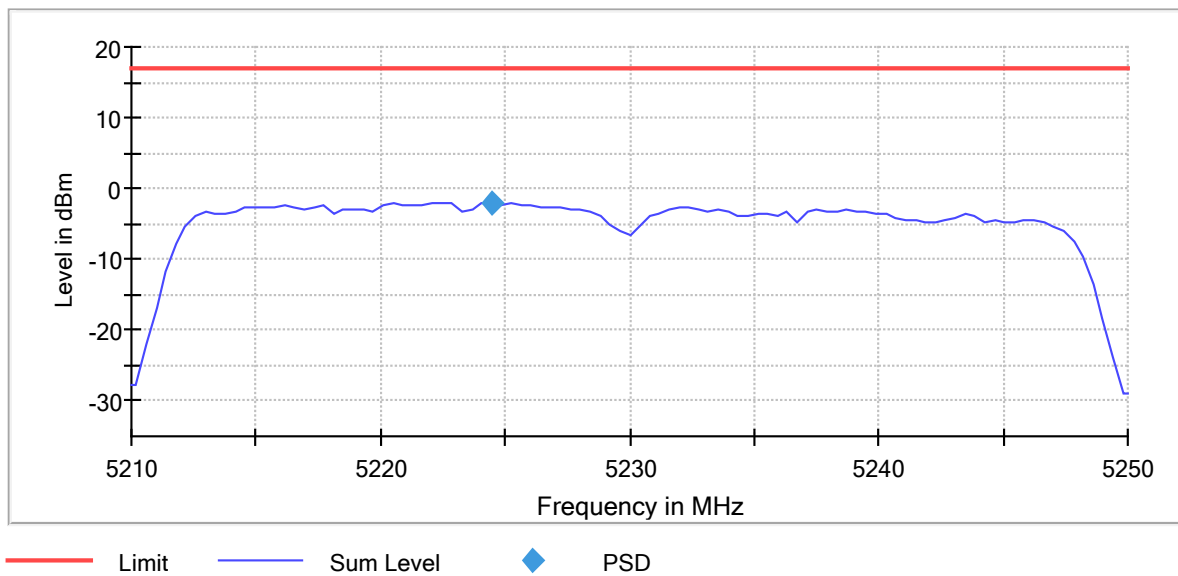
### Result

DUT Frequency (MHz)	Frequency (MHz)	PSD (dBm)	Limit Max (dBm)	Result
5230.000000	5224.455446	-1.970	17.0	PASS

### Ports

Port	Duty Cycle (%)
1	0.000

Power Spectral Density



### Measurement

Setting	Instrument Value	Target Value
Start Frequency	5.21000 GHz	5.21000 GHz
Stop Frequency	5.25000 GHz	5.25000 GHz
Span	40.000 MHz	40.000 MHz
RBW	1.000 MHz	<= 1.000 MHz
VBW	3.000 MHz	>= 3.000 MHz
SweepPoints	101	~ 80
Sweeptime	11.000 $\mu$ s	10.100 $\mu$ s
Reference Level	0.000 dBm	0.000 dBm
Attenuation	20.000 dB	AUTO
Detector	RMS	RMS
SweepCount	100	100
Filter	3 dB	3 dB
Trace Mode	Max Hold	Max Hold
Sweeptype	FFT	AUTO
Preamp	off	off
Stablemode	Trace	Trace
Stablevalue	0.30 dB	0.30 dB
Run	15 / max. 15	max. 15
Stable	1 / 1	1
Max Stable Difference	0.00 dB	0.30 dB



## Occupied Channel Bandwidth 99% (5230 MHz; 20.000 dBm; 40 MHz)

Customized settings.

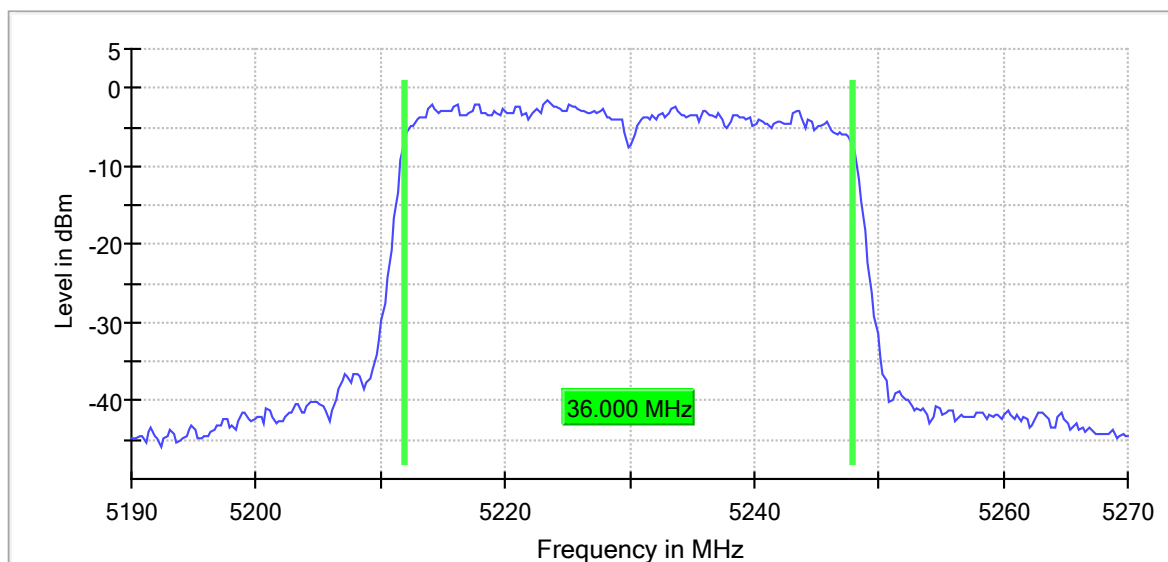
### 99 % Bandwidth

DUT Frequency (MHz)	Bandwidth (MHz)	Limit Min (MHz)	Limit Max (MHz)	Band Edge Left (MHz)	Band Edge Right (MHz)
5230.000000	36.000000	---	---	5211.875000	5247.875000

(continuation of the "99 % Bandwidth" table from column 6 ...)

DUT Frequency (MHz)	Result
5230.000000	PASS

99 % Bandwidth



### Measurement

Setting	Instrument Value	Target Value
Start Frequency	5.19000 GHz	5.19000 GHz
Stop Frequency	5.27000 GHz	5.27000 GHz
Span	80.000 MHz	80.000 MHz
RBW	500.000 kHz	>= 500.000 kHz
VBW	2.000 MHz	>= 1.500 MHz
SweepPoints	320	~ 320
Sweeptime	18.906 µs	AUTO
Reference Level	0.000 dBm	0.000 dBm
Attenuation	20.000 dB	AUTO
Detector	MaxPeak	MaxPeak
SweepCount	200	200
Filter	3 dB	3 dB
Trace Mode	Max Hold	Max Hold
Sweeptype	FFT	AUTO
Preamp	off	off
Stablemode	Trace	Trace
Stablevalue	0.30 dB	0.30 dB
Run	18 / max. 150	max. 150
Stable	1 / 1	1
Max Stable Difference	0.17 dB	0.30 dB

## Emission Bandwidth 26 dB (5270 MHz; 20.000 dBm; 40 MHz)

Customized settings.

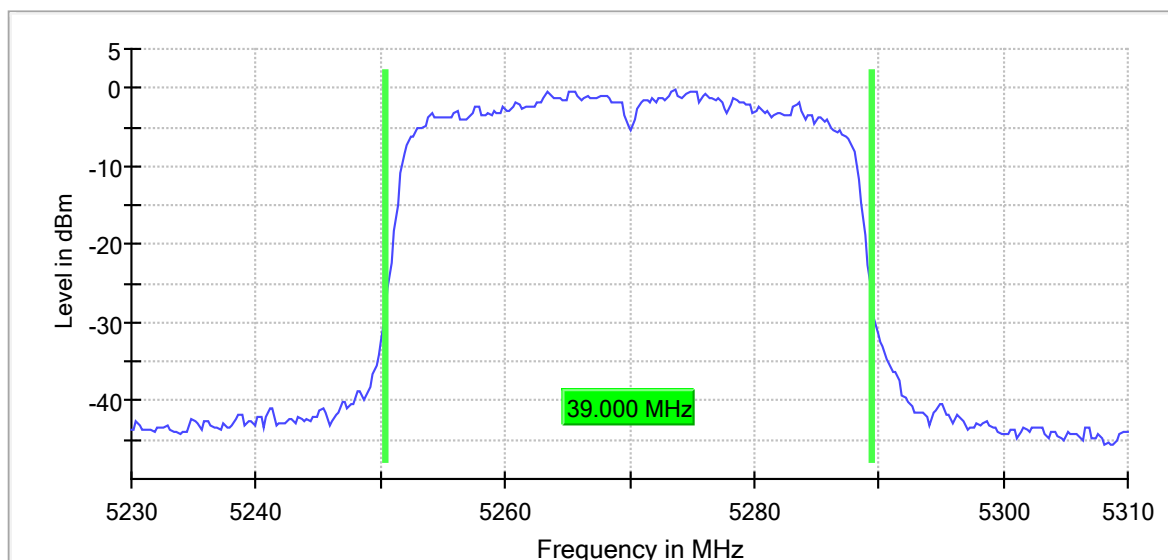
### 26 dB Bandwidth

DUT Frequency (MHz)	Bandwidth (MHz)	Limit Min (MHz)	Limit Max (MHz)	Band Edge Left (MHz)	Band Edge Right (MHz)
5270.000000	39.000000	---	---	5250.375000	5289.375000

(continuation of the "26 dB Bandwidth" table from column 6 ...)

DUT Frequency (MHz)	Max Level (dBm)	Result
5270.000000	-0.1	PASS

26 dB Bandwidth



### Measurement

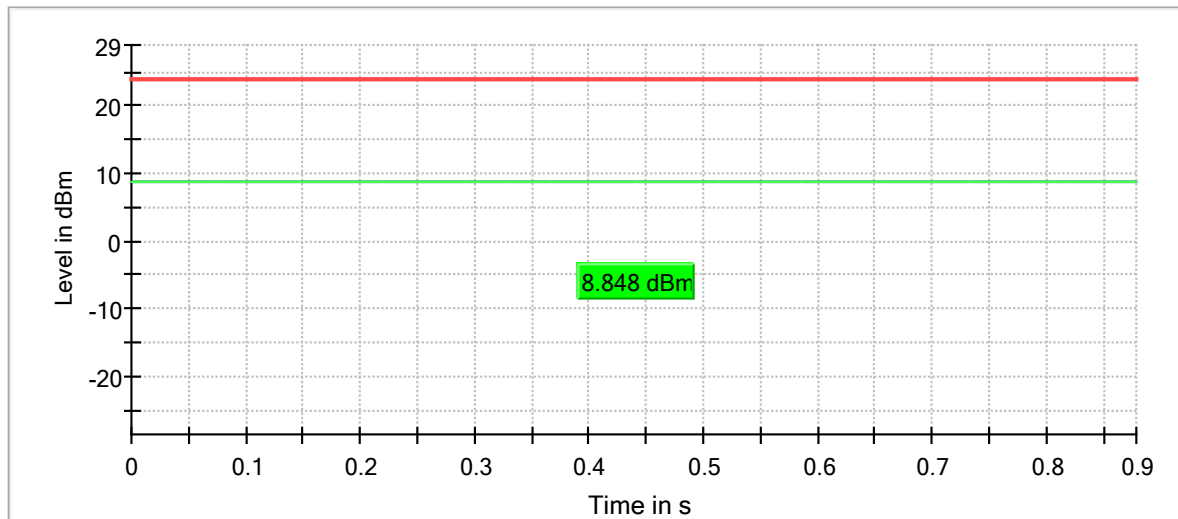
Setting	Instrument Value	Target Value
Start Frequency	5.23000 GHz	5.23000 GHz
Stop Frequency	5.31000 GHz	5.31000 GHz
Span	80.000 MHz	80.000 MHz
RBW	500.000 kHz	~ 500.000 kHz
VBW	2.000 MHz	>= 1.500 MHz
SweepPoints	320	~ 320
Sweeptime	18.906 $\mu$ s	AUTO
Reference Level	0.000 dBm	0.000 dBm
Attenuation	20.000 dB	AUTO
Detector	MaxPeak	MaxPeak
SweepCount	200	200
Filter	3 dB	3 dB
Trace Mode	Max Hold	Max Hold
Sweeptype	FFT	AUTO
Preamp	off	off
Stablemode	Trace	Trace
Stablevalue	0.30 dB	0.30 dB
Run	47 / max. 150	max. 150
Stable	5 / 5	5
Max Stable Difference	0.18 dB	0.30 dB

## RF output power (5270 MHz; 20.000 dBm; 40 MHz)

### Result

DUT Frequency (MHz)	Gated RMS (dBm)	Limit Max (dBm)	Gated EIRP (dBm)	DutyCycle (%)	Result
5270.000000	8.8	24.0	8.8	88.075	PASS

Gated Trace



— Gated Trace   
 — Overall   
 — Limit

### OSP PowerMeter settings

Setting	Instrument Value	Target Value
Measurement Time	1.000 s	1.000 s
Points	1000000	1000000
Time resolution	1.000 $\mu$ s	1.000 $\mu$ s

## Power Spectral Density (5270 MHz; 20.000 dBm; 40 MHz)

Customized settings.

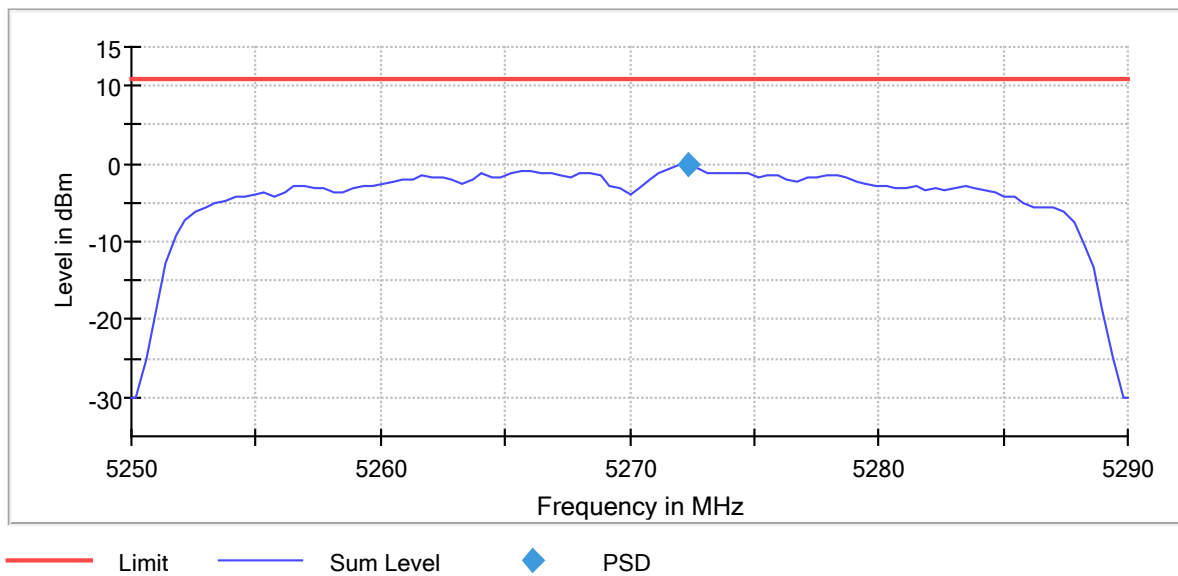
### Result

DUT Frequency (MHz)	Frequency (MHz)	PSD (dBm)	Limit Max (dBm)	Result
5270.000000	5272.376238	-0.201	11.0	PASS

### Ports

Port	Duty Cycle (%)
1	0.000

Power Spectral Density



### Measurement

Setting	Instrument Value	Target Value
Start Frequency	5.25000 GHz	5.25000 GHz
Stop Frequency	5.29000 GHz	5.29000 GHz
Span	40.000 MHz	40.000 MHz
RBW	1.000 MHz	<= 1.000 MHz
VBW	3.000 MHz	>= 3.000 MHz
SweepPoints	101	~ 80
Sweeptime	11.000 $\mu$ s	10.100 $\mu$ s
Reference Level	0.000 dBm	0.000 dBm
Attenuation	20.000 dB	AUTO
Detector	RMS	RMS
SweepCount	100	100
Filter	3 dB	3 dB
Trace Mode	Max Hold	Max Hold
SweepType	FFT	AUTO
Preamp	off	off
Stablemode	Trace	Trace
Stablevalue	0.30 dB	0.30 dB
Run	14 / max. 15	max. 15
Stable	1 / 1	1
Max Stable Difference	0.00 dB	0.30 dB



## Occupied Channel Bandwidth 99% (5270 MHz; 20.000 dBm; 40 MHz)

Customized settings.

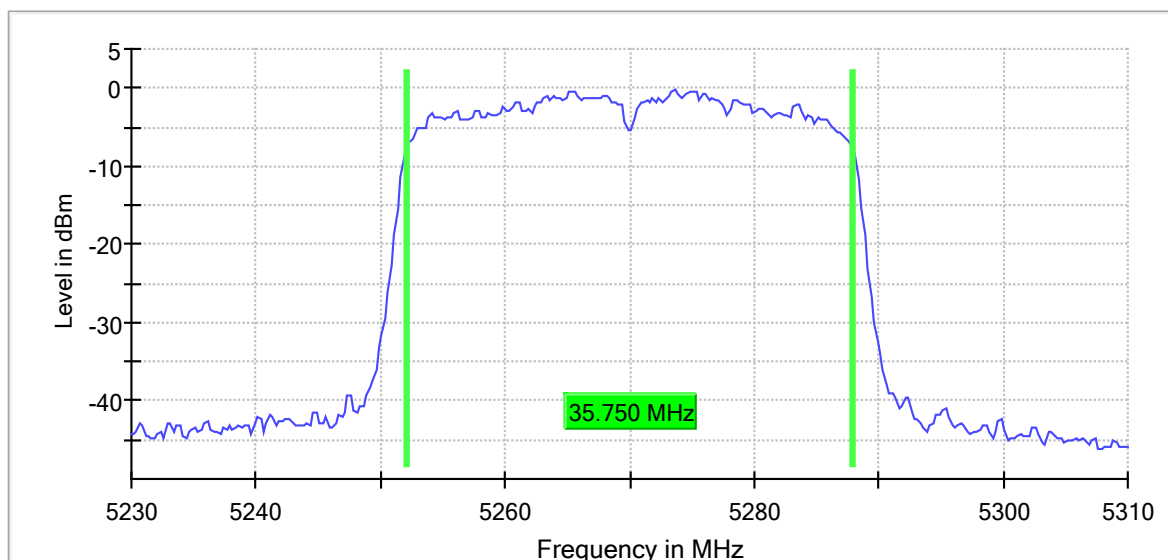
### 99 % Bandwidth

DUT Frequency (MHz)	Bandwidth (MHz)	Limit Min (MHz)	Limit Max (MHz)	Band Edge Left (MHz)	Band Edge Right (MHz)
5270.000000	35.750000	---	---	5252.125000	5287.875000

(continuation of the "99 % Bandwidth" table from column 6 ...)

DUT Frequency (MHz)	Result
5270.000000	PASS

99 % Bandwidth



### Measurement

Setting	Instrument Value	Target Value
Start Frequency	5.23000 GHz	5.23000 GHz
Stop Frequency	5.31000 GHz	5.31000 GHz
Span	80.000 MHz	80.000 MHz
RBW	500.000 kHz	>= 500.000 kHz
VBW	2.000 MHz	>= 1.500 MHz
SweepPoints	320	~ 320
Sweeptime	18.906 $\mu$ s	AUTO
Reference Level	0.000 dBm	0.000 dBm
Attenuation	20.000 dB	AUTO
Detector	MaxPeak	MaxPeak
SweepCount	200	200
Filter	3 dB	3 dB
Trace Mode	Max Hold	Max Hold
Sweeptype	FFT	AUTO
Preamp	off	off
Stablemode	Trace	Trace
Stablevalue	0.30 dB	0.30 dB
Run	18 / max. 150	max. 150
Stable	1 / 1	1
Max Stable Difference	0.14 dB	0.30 dB

## Emission Bandwidth 26 dB (5310 MHz; 20.000 dBm; 40 MHz)

Customized settings.

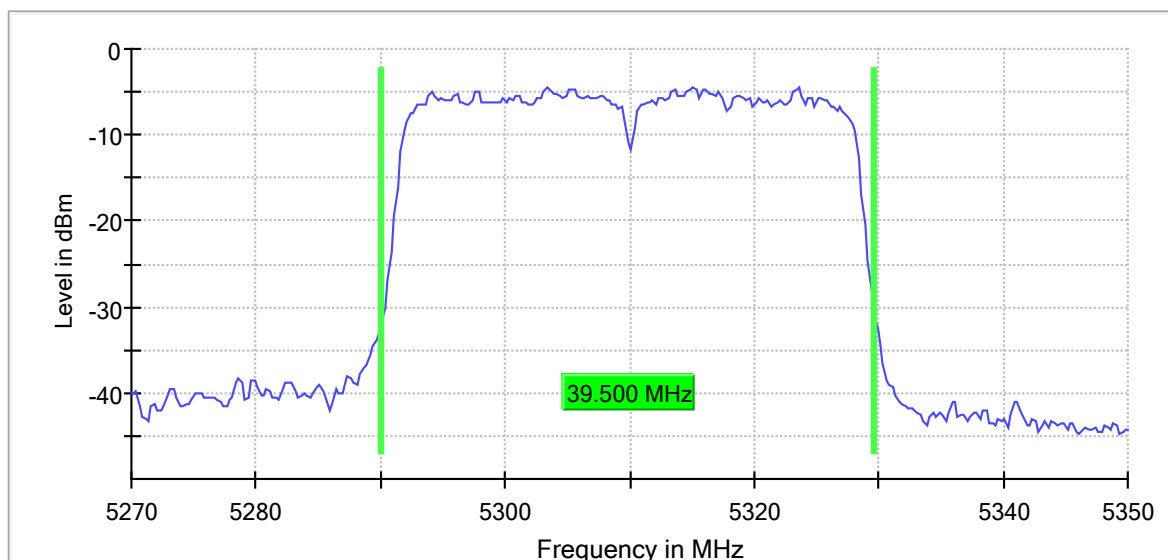
### 26 dB Bandwidth

DUT Frequency (MHz)	Bandwidth (MHz)	Limit Min (MHz)	Limit Max (MHz)	Band Edge Left (MHz)	Band Edge Right (MHz)
5310.000000	39.500000	---	---	5290.125000	5329.625000

(continuation of the "26 dB Bandwidth" table from column 6 ...)

DUT Frequency (MHz)	Max Level (dBm)	Result
5310.000000	-4.4	PASS

26 dB Bandwidth



### Measurement

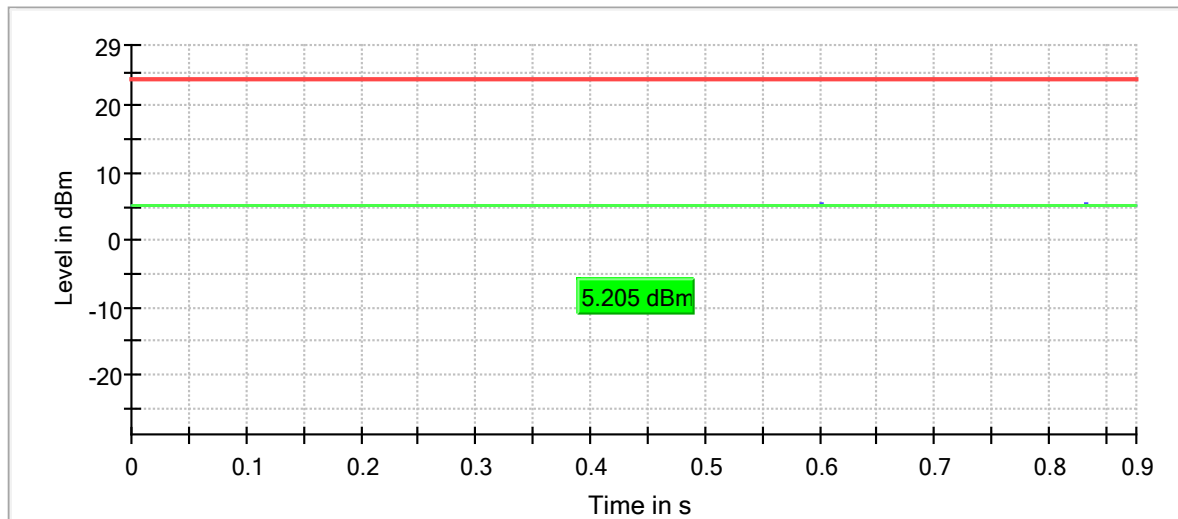
Setting	Instrument Value	Target Value
Start Frequency	5.27000 GHz	5.27000 GHz
Stop Frequency	5.35000 GHz	5.35000 GHz
Span	80.000 MHz	80.000 MHz
RBW	500.000 kHz	~ 500.000 kHz
VBW	2.000 MHz	>= 1.500 MHz
SweepPoints	320	~ 320
Sweeptime	18.906 $\mu$ s	AUTO
Reference Level	0.000 dBm	0.000 dBm
Attenuation	20.000 dB	AUTO
Detector	MaxPeak	MaxPeak
SweepCount	200	200
Filter	3 dB	3 dB
Trace Mode	Max Hold	Max Hold
Sweeptype	FFT	AUTO
Preamp	off	off
Stablemode	Trace	Trace
Stablevalue	0.30 dB	0.30 dB
Run	28 / max. 150	max. 150
Stable	5 / 5	5
Max Stable Difference	0.02 dB	0.30 dB

## RF output power (5310 MHz; 20.000 dBm; 40 MHz)

### Result

DUT Frequency (MHz)	Gated RMS (dBm)	Limit Max (dBm)	Gated EIRP (dBm)	DutyCycle (%)	Result
5310.000000	5.2	24.0	5.2	87.766	PASS

Gated Trace



— Gated Trace    — Overall    — Limit

### OSP PowerMeter settings

Setting	Instrument Value	Target Value
Measurement Time	1.000 s	1.000 s
Points	1000000	1000000
Time resolution	1.000 $\mu$ s	1.000 $\mu$ s

## Power Spectral Density (5310 MHz; 20.000 dBm; 40 MHz)

Customized settings.

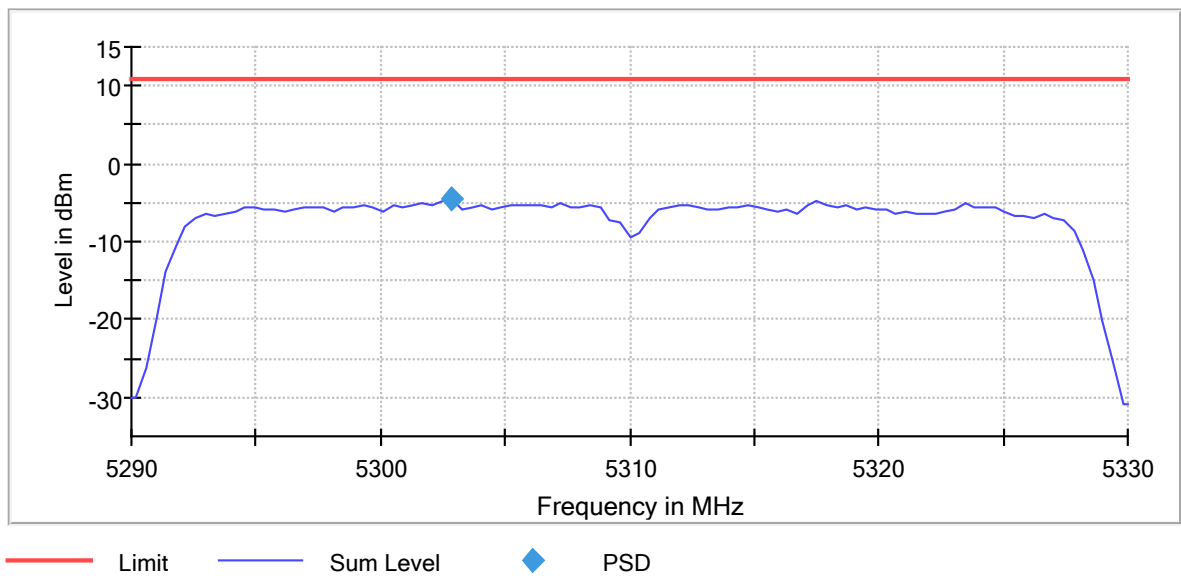
### Result

DUT Frequency (MHz)	Frequency (MHz)	PSD (dBm)	Limit Max (dBm)	Result
5310.000000	5302.871287	-4.449	11.0	PASS

### Ports

Port	Duty Cycle (%)
1	0.000

Power Spectral Density



### Measurement

Setting	Instrument Value	Target Value
Start Frequency	5.29000 GHz	5.29000 GHz
Stop Frequency	5.33000 GHz	5.33000 GHz
Span	40.000 MHz	40.000 MHz
RBW	1.000 MHz	<= 1.000 MHz
VBW	3.000 MHz	>= 3.000 MHz
SweepPoints	101	~ 80
Sweeptime	11.000 $\mu$ s	10.100 $\mu$ s
Reference Level	0.000 dBm	0.000 dBm
Attenuation	20.000 dB	AUTO
Detector	RMS	RMS
SweepCount	100	100
Filter	3 dB	3 dB
Trace Mode	Max Hold	Max Hold
Sweeptype	FFT	AUTO
Preamp	off	off
Stablemode	Trace	Trace
Stablevalue	0.30 dB	0.30 dB
Run	14 / max. 15	max. 15
Stable	1 / 1	1
Max Stable Difference	0.00 dB	0.30 dB



## Occupied Channel Bandwidth 99% (5310 MHz; 20.000 dBm; 40 MHz)

Customized settings.

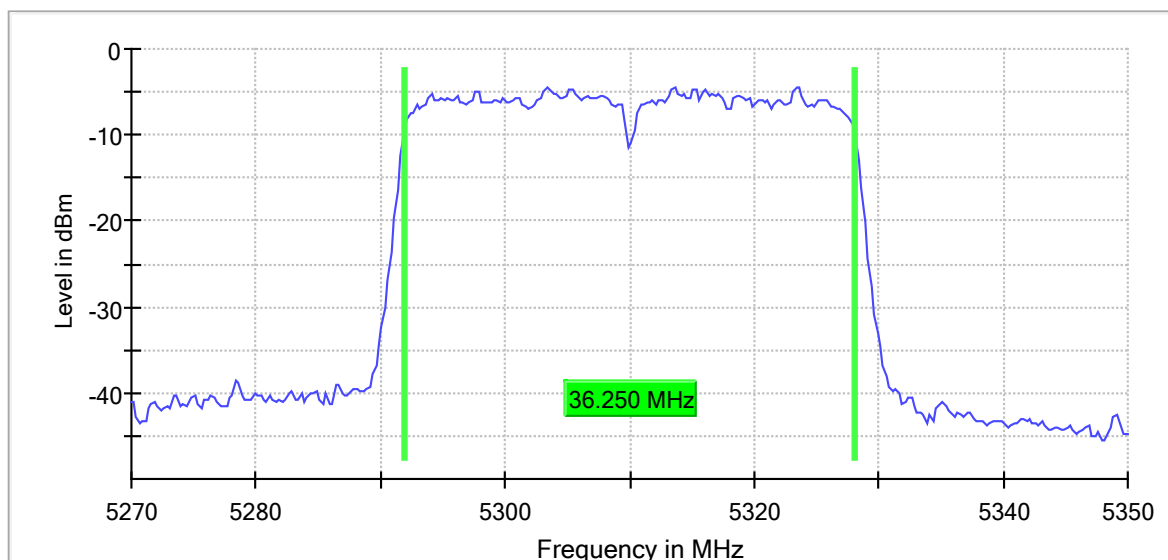
### 99 % Bandwidth

DUT Frequency (MHz)	Bandwidth (MHz)	Limit Min (MHz)	Limit Max (MHz)	Band Edge Left (MHz)	Band Edge Right (MHz)
5310.000000	36.250000	---	---	5291.875000	5328.125000

(continuation of the "99 % Bandwidth" table from column 6 ...)

DUT Frequency (MHz)	Result
5310.000000	PASS

99 % Bandwidth



### Measurement

Setting	Instrument Value	Target Value
Start Frequency	5.27000 GHz	5.27000 GHz
Stop Frequency	5.35000 GHz	5.35000 GHz
Span	80.000 MHz	80.000 MHz
RBW	500.000 kHz	>= 500.000 kHz
VBW	2.000 MHz	>= 1.500 MHz
SweepPoints	320	~ 320
Sweeptime	18.906 µs	AUTO
Reference Level	0.000 dBm	0.000 dBm
Attenuation	20.000 dB	AUTO
Detector	MaxPeak	MaxPeak
SweepCount	200	200
Filter	3 dB	3 dB
Trace Mode	Max Hold	Max Hold
Sweeptype	FFT	AUTO
Preamp	off	off
Stablemode	Trace	Trace
Stablevalue	0.30 dB	0.30 dB
Run	17 / max. 150	max. 150
Stable	1 / 1	1
Max Stable Difference	0.26 dB	0.30 dB

## Emission Bandwidth 26 dB (5510 MHz; 20.000 dBm; 40 MHz)

Customized settings.

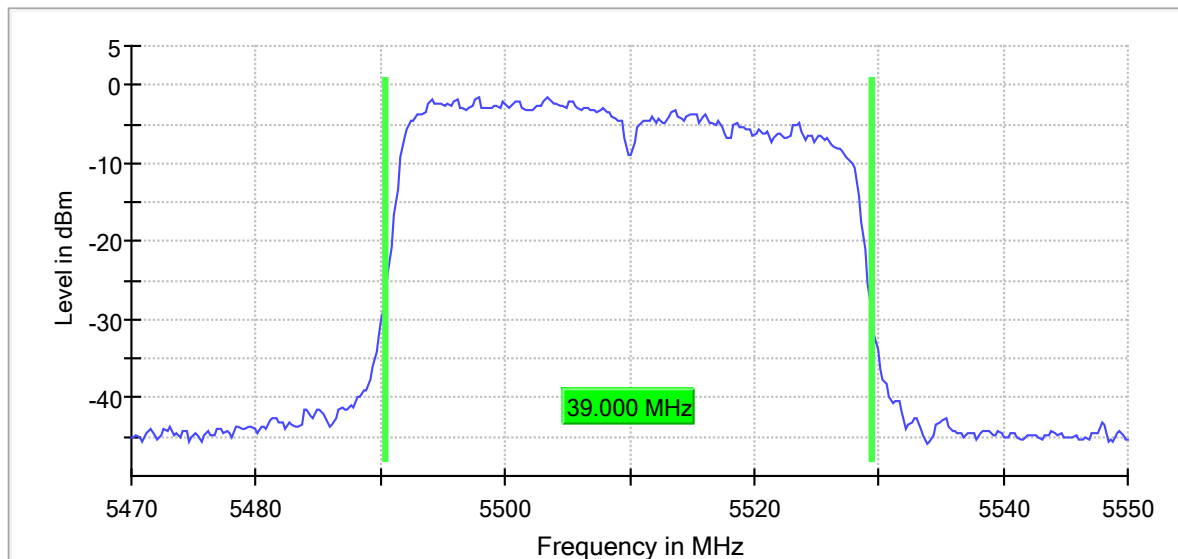
### 26 dB Bandwidth

DUT Frequency (MHz)	Bandwidth (MHz)	Limit Min (MHz)	Limit Max (MHz)	Band Edge Left (MHz)	Band Edge Right (MHz)
5510.000000	39.000000	---	---	5490.375000	5529.375000

(continuation of the "26 dB Bandwidth" table from column 6 ...)

DUT Frequency (MHz)	Max Level (dBm)	Result
5510.000000	-1.5	PASS

26 dB Bandwidth



### Measurement

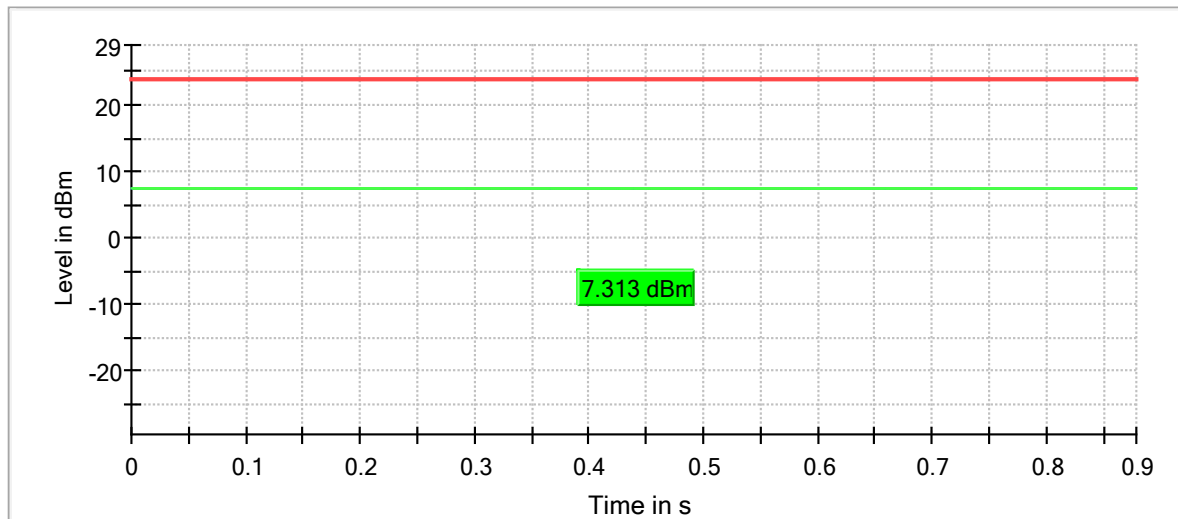
Setting	Instrument Value	Target Value
Start Frequency	5.47000 GHz	5.47000 GHz
Stop Frequency	5.55000 GHz	5.55000 GHz
Span	80.000 MHz	80.000 MHz
RBW	500.000 kHz	~ 500.000 kHz
VBW	2.000 MHz	>= 1.500 MHz
SweepPoints	320	~ 320
Sweeptime	18.906 $\mu$ s	AUTO
Reference Level	0.000 dBm	0.000 dBm
Attenuation	20.000 dB	AUTO
Detector	MaxPeak	MaxPeak
SweepCount	200	200
Filter	3 dB	3 dB
Trace Mode	Max Hold	Max Hold
Sweeptype	FFT	AUTO
Preamp	off	off
Stablemode	Trace	Trace
Stablevalue	0.30 dB	0.30 dB
Run	31 / max. 150	max. 150
Stable	5 / 5	5
Max Stable Difference	0.06 dB	0.30 dB

## RF output power (5510 MHz; 20.000 dBm; 40 MHz)

### Result

DUT Frequency (MHz)	Gated RMS (dBm)	Limit Max (dBm)	Gated EIRP (dBm)	DutyCycle (%)	Result
5510.000000	7.3	24.0	7.3	88.089	PASS

Gated Trace



— Gated Trace    
 — Overall    
 — Limit

### OSP PowerMeter settings

Setting	Instrument Value	Target Value
Measurement Time	1.000 s	1.000 s
Points	1000000	1000000
Time resolution	1.000 $\mu$ s	1.000 $\mu$ s

## Power Spectral Density (5510 MHz; 20.000 dBm; 40 MHz)

Customized settings.

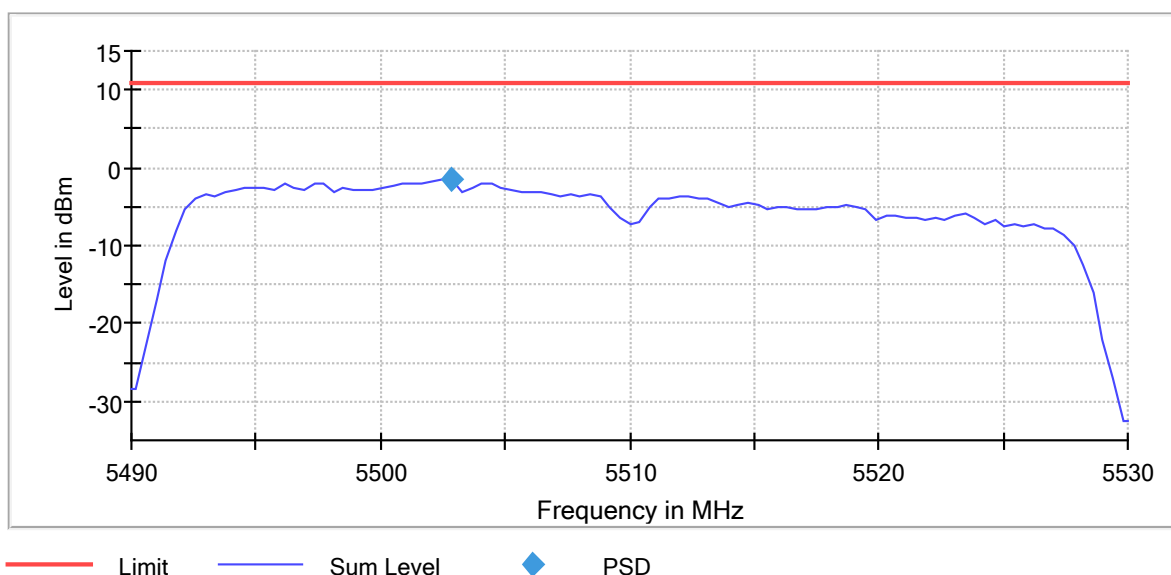
### Result

DUT Frequency (MHz)	Frequency (MHz)	PSD (dBm)	Limit Max (dBm)	Result
5510.000000	5502.871287	-1.421	11.0	PASS

### Ports

Port	Duty Cycle (%)
1	0.000

Power Spectral Density



### Measurement

Setting	Instrument Value	Target Value
Start Frequency	5.49000 GHz	5.49000 GHz
Stop Frequency	5.53000 GHz	5.53000 GHz
Span	40.000 MHz	40.000 MHz
RBW	1.000 MHz	<= 1.000 MHz
VBW	3.000 MHz	>= 3.000 MHz
SweepPoints	101	~ 80
Sweeptime	11.000 $\mu$ s	10.100 $\mu$ s
Reference Level	0.000 dBm	0.000 dBm
Attenuation	20.000 dB	AUTO
Detector	RMS	RMS
SweepCount	100	100
Filter	3 dB	3 dB
Trace Mode	Max Hold	Max Hold
Sweeptype	FFT	AUTO
Preamp	off	off
Stablemode	Trace	Trace
Stablevalue	0.30 dB	0.30 dB
Run	9 / max. 15	max. 15
Stable	1 / 1	1
Max Stable Difference	0.09 dB	0.30 dB



## Occupied Channel Bandwidth 99% (5510 MHz; 20.000 dBm; 40 MHz)

Customized settings.

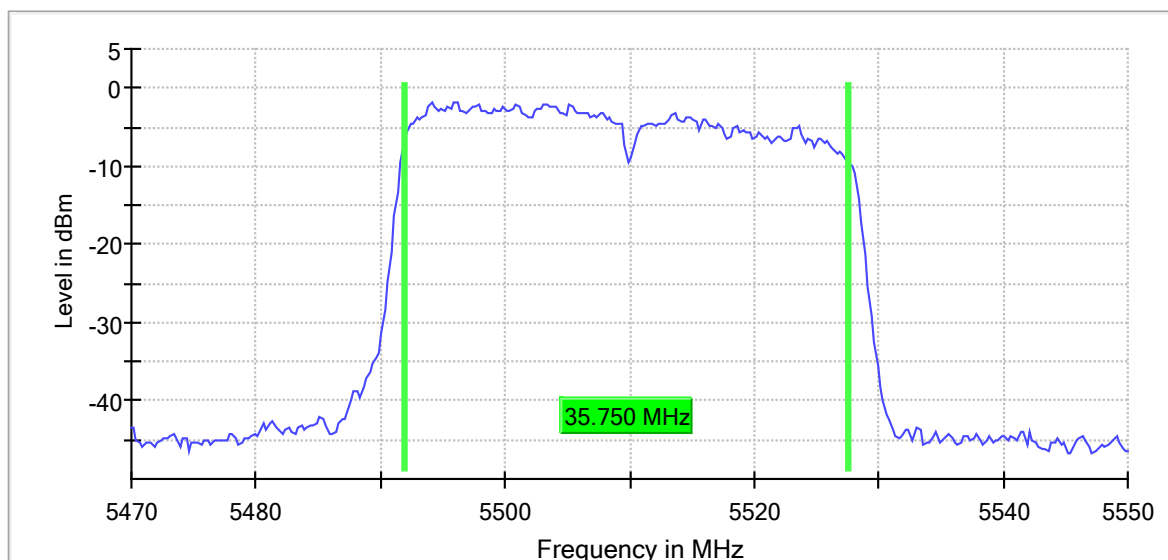
### 99 % Bandwidth

DUT Frequency (MHz)	Bandwidth (MHz)	Limit Min (MHz)	Limit Max (MHz)	Band Edge Left (MHz)	Band Edge Right (MHz)
5510.000000	35.750000	---	---	5491.875000	5527.625000

(continuation of the "99 % Bandwidth" table from column 6 ...)

DUT Frequency (MHz)	Result
5510.000000	PASS

99 % Bandwidth



### Measurement

Setting	Instrument Value	Target Value
Start Frequency	5.47000 GHz	5.47000 GHz
Stop Frequency	5.55000 GHz	5.55000 GHz
Span	80.000 MHz	80.000 MHz
RBW	500.000 kHz	>= 500.000 kHz
VBW	2.000 MHz	>= 1.500 MHz
SweepPoints	320	~ 320
Sweeptime	18.906 µs	AUTO
Reference Level	0.000 dBm	0.000 dBm
Attenuation	20.000 dB	AUTO
Detector	MaxPeak	MaxPeak
SweepCount	200	200
Filter	3 dB	3 dB
Trace Mode	Max Hold	Max Hold
Sweeptype	FFT	AUTO
Preamp	off	off
Stablemode	Trace	Trace
Stablevalue	0.30 dB	0.30 dB
Run	13 / max. 150	max. 150
Stable	1 / 1	1
Max Stable Difference	0.26 dB	0.30 dB

## Emission Bandwidth 26 dB (5550 MHz; 20.000 dBm; 40 MHz)

Customized settings.

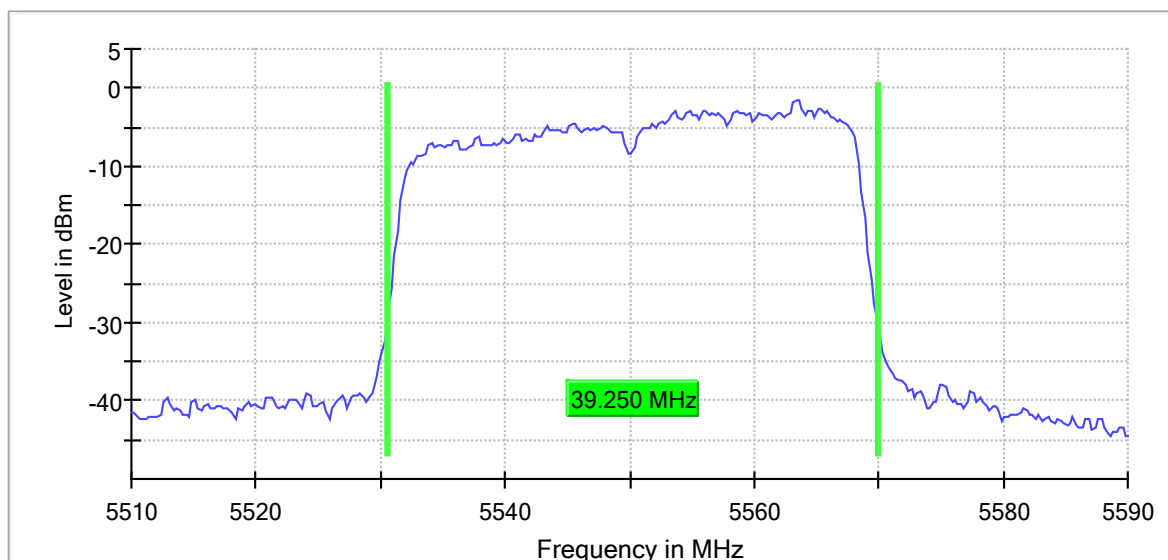
### 26 dB Bandwidth

DUT Frequency (MHz)	Bandwidth (MHz)	Limit Min (MHz)	Limit Max (MHz)	Band Edge Left (MHz)	Band Edge Right (MHz)
5550.00000	39.25000	---	---	5530.62500	5569.87500

(continuation of the "26 dB Bandwidth" table from column 6 ...)

DUT Frequency (MHz)	Max Level (dBm)	Result
5550.00000	-1.6	PASS

26 dB Bandwidth



### Measurement

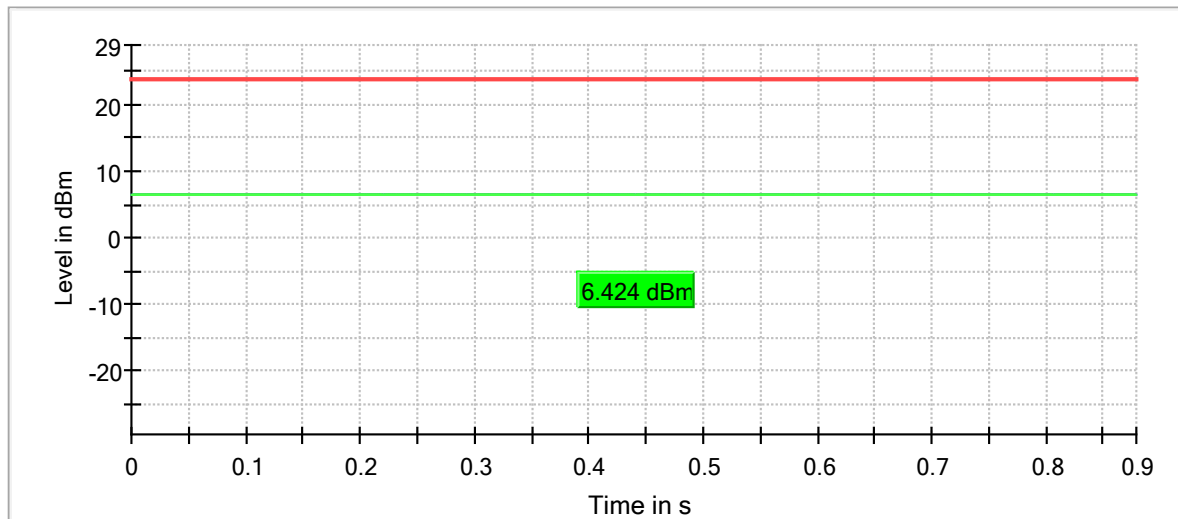
Setting	Instrument Value	Target Value
Start Frequency	5.51000 GHz	5.51000 GHz
Stop Frequency	5.59000 GHz	5.59000 GHz
Span	80.000 MHz	80.000 MHz
RBW	500.000 kHz	~ 500.000 kHz
VBW	2.000 MHz	>= 1.500 MHz
SweepPoints	320	~ 320
Sweeptime	18.906 $\mu$ s	AUTO
Reference Level	0.000 dBm	0.000 dBm
Attenuation	20.000 dB	AUTO
Detector	MaxPeak	MaxPeak
SweepCount	200	200
Filter	3 dB	3 dB
Trace Mode	Max Hold	Max Hold
Sweeptype	FFT	AUTO
Preamp	off	off
Stablemode	Trace	Trace
Stablevalue	0.30 dB	0.30 dB
Run	43 / max. 150	max. 150
Stable	5 / 5	5
Max Stable Difference	0.04 dB	0.30 dB

## RF output power (5550 MHz; 20.000 dBm; 40 MHz)

### Result

DUT Frequency (MHz)	Gated RMS (dBm)	Limit Max (dBm)	Gated EIRP (dBm)	DutyCycle (%)	Result
5550.000000	6.4	24.0	6.4	88.031	PASS

Gated Trace



— Gated Trace    — Overall    — Limit

### OSP PowerMeter settings

Setting	Instrument Value	Target Value
Measurement Time	1.000 s	1.000 s
Points	1000000	1000000
Time resolution	1.000 $\mu$ s	1.000 $\mu$ s

## Power Spectral Density (5550 MHz; 20.000 dBm; 40 MHz)

Customized settings.

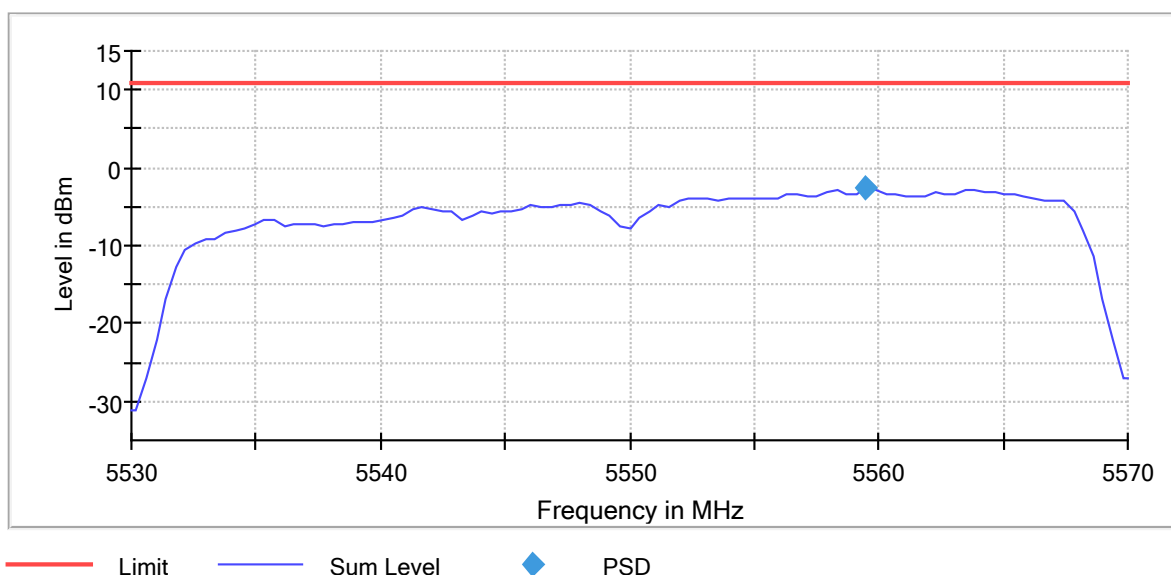
### Result

DUT Frequency (MHz)	Frequency (MHz)	PSD (dBm)	Limit Max (dBm)	Result
5550.000000	5559.504950	-2.664	11.0	PASS

### Ports

Port	Duty Cycle (%)
1	0.000

Power Spectral Density



### Measurement

Setting	Instrument Value	Target Value
Start Frequency	5.53000 GHz	5.53000 GHz
Stop Frequency	5.57000 GHz	5.57000 GHz
Span	40.000 MHz	40.000 MHz
RBW	1.000 MHz	<= 1.000 MHz
VBW	3.000 MHz	>= 3.000 MHz
SweepPoints	101	~ 80
Sweeptime	11.000 $\mu$ s	10.100 $\mu$ s
Reference Level	0.000 dBm	0.000 dBm
Attenuation	20.000 dB	AUTO
Detector	RMS	RMS
SweepCount	100	100
Filter	3 dB	3 dB
Trace Mode	Max Hold	Max Hold
SweepType	FFT	AUTO
Preamp	off	off
Stablemode	Trace	Trace
Stablevalue	0.30 dB	0.30 dB
Run	13 / max. 15	max. 15
Stable	1 / 1	1
Max Stable Difference	0.00 dB	0.30 dB



## Occupied Channel Bandwidth 99% (5550 MHz; 20.000 dBm; 40 MHz)

Customized settings.

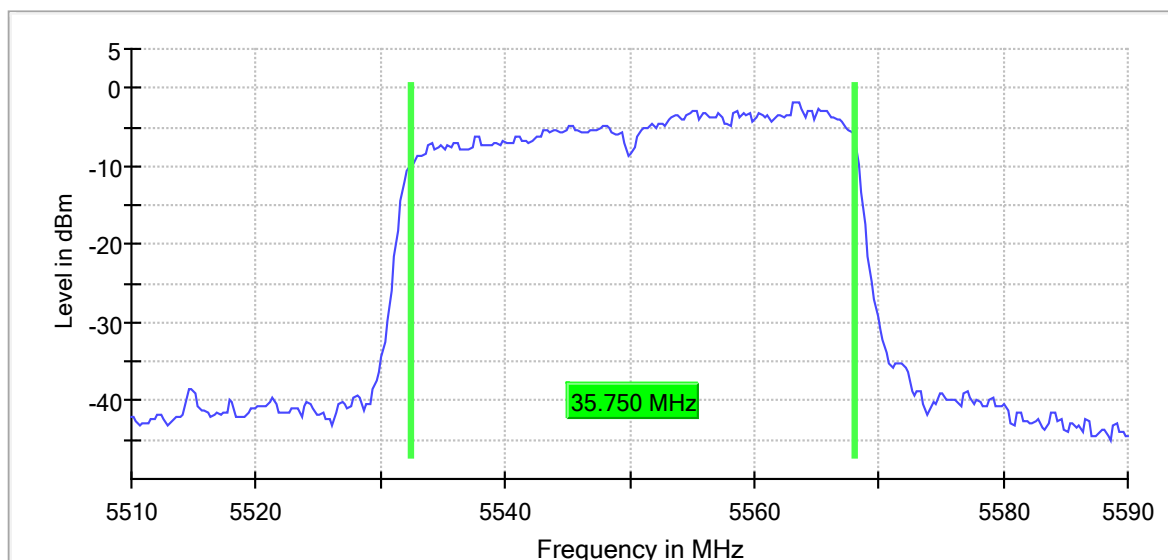
### 99 % Bandwidth

DUT Frequency (MHz)	Bandwidth (MHz)	Limit Min (MHz)	Limit Max (MHz)	Band Edge Left (MHz)	Band Edge Right (MHz)
5550.000000	35.750000	---	---	5532.375000	5568.125000

(continuation of the "99 % Bandwidth" table from column 6 ...)

DUT Frequency (MHz)	Result
5550.000000	PASS

99 % Bandwidth



### Measurement

Setting	Instrument Value	Target Value
Start Frequency	5.51000 GHz	5.51000 GHz
Stop Frequency	5.59000 GHz	5.59000 GHz
Span	80.000 MHz	80.000 MHz
RBW	500.000 kHz	>= 500.000 kHz
VBW	2.000 MHz	>= 1.500 MHz
SweepPoints	320	~ 320
Sweeptime	18.906 $\mu$ s	AUTO
Reference Level	0.000 dBm	0.000 dBm
Attenuation	20.000 dB	AUTO
Detector	MaxPeak	MaxPeak
SweepCount	200	200
Filter	3 dB	3 dB
Trace Mode	Max Hold	Max Hold
Sweeptype	FFT	AUTO
Preamp	off	off
Stablemode	Trace	Trace
Stablevalue	0.30 dB	0.30 dB
Run	18 / max. 150	max. 150
Stable	1 / 1	1
Max Stable Difference	0.11 dB	0.30 dB

## Emission Bandwidth 26 dB (5670 MHz; 20.000 dBm; 40 MHz)

Customized settings.

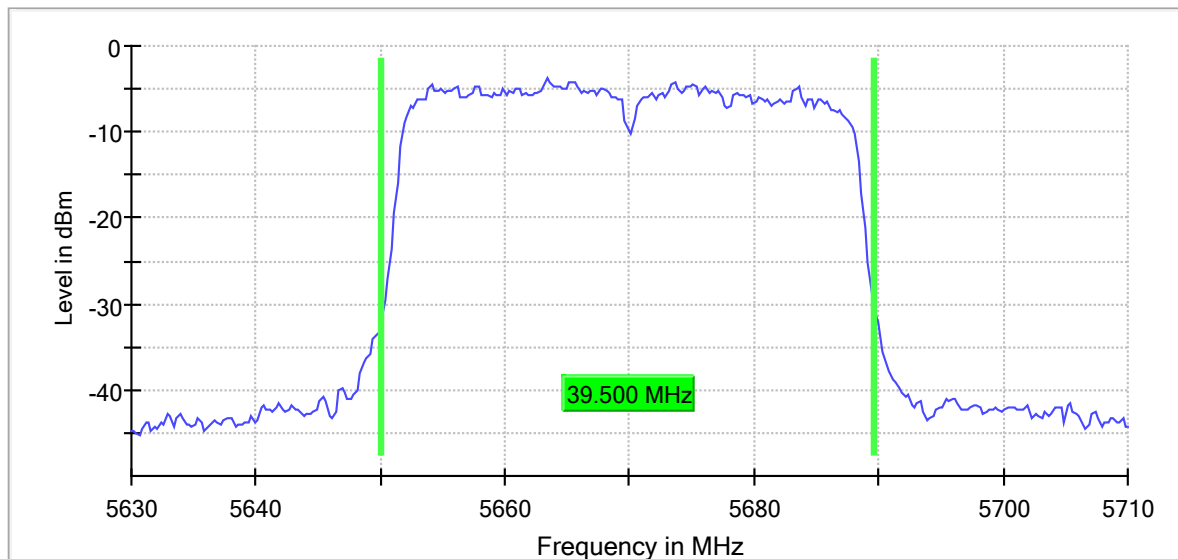
### 26 dB Bandwidth

DUT Frequency (MHz)	Bandwidth (MHz)	Limit Min (MHz)	Limit Max (MHz)	Band Edge Left (MHz)	Band Edge Right (MHz)
5670.000000	39.500000	---	---	5650.125000	5689.625000

(continuation of the "26 dB Bandwidth" table from column 6 ...)

DUT Frequency (MHz)	Max Level (dBm)	Result
5670.000000	-3.8	PASS

26 dB Bandwidth



### Measurement

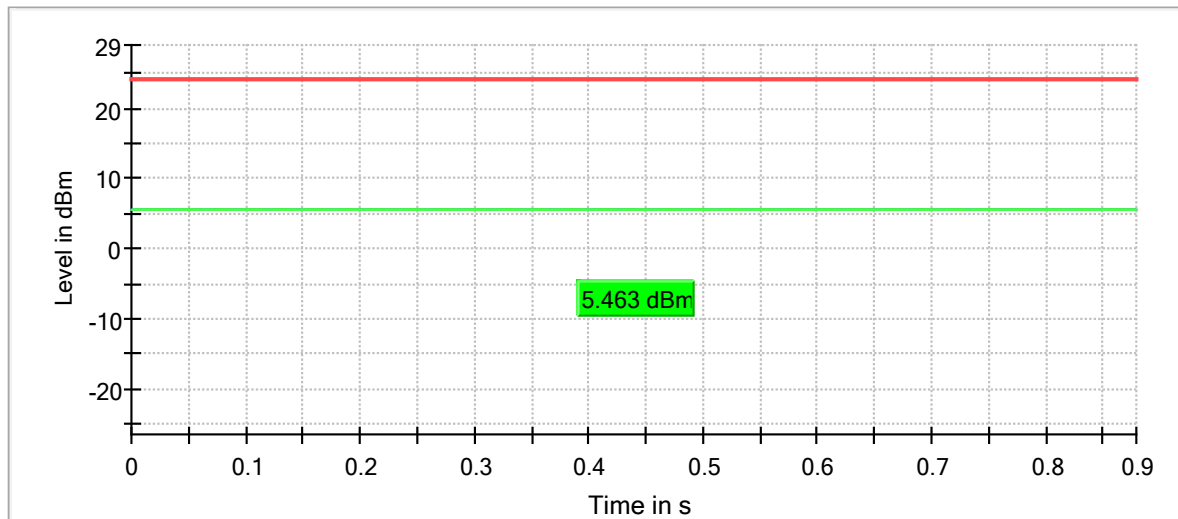
Setting	Instrument Value	Target Value
Start Frequency	5.63000 GHz	5.63000 GHz
Stop Frequency	5.71000 GHz	5.71000 GHz
Span	80.000 MHz	80.000 MHz
RBW	500.000 kHz	~ 500.000 kHz
VBW	2.000 MHz	>= 1.500 MHz
SweepPoints	320	~ 320
Sweeptime	18.906 $\mu$ s	AUTO
Reference Level	0.000 dBm	0.000 dBm
Attenuation	20.000 dB	AUTO
Detector	MaxPeak	MaxPeak
SweepCount	200	200
Filter	3 dB	3 dB
Trace Mode	Max Hold	Max Hold
Sweeptype	FFT	AUTO
Preamp	off	off
Stablemode	Trace	Trace
Stablevalue	0.30 dB	0.30 dB
Run	41 / max. 150	max. 150
Stable	5 / 5	5
Max Stable Difference	0.13 dB	0.30 dB

## RF output power (5670 MHz; 20.000 dBm; 40 MHz)

### Result

DUT Frequency (MHz)	Gated RMS (dBm)	Limit Max (dBm)	Gated EIRP (dBm)	DutyCycle (%)	Result
5670.000000	5.5	24.0	5.5	88.087	PASS

Gated Trace



— Gated Trace    — Overall    — Limit

### OSP PowerMeter settings

Setting	Instrument Value	Target Value
Measurement Time	1.000 s	1.000 s
Points	1000000	1000000
Time resolution	1.000 $\mu$ s	1.000 $\mu$ s

## Power Spectral Density (5670 MHz; 20.000 dBm; 40 MHz)

Customized settings.

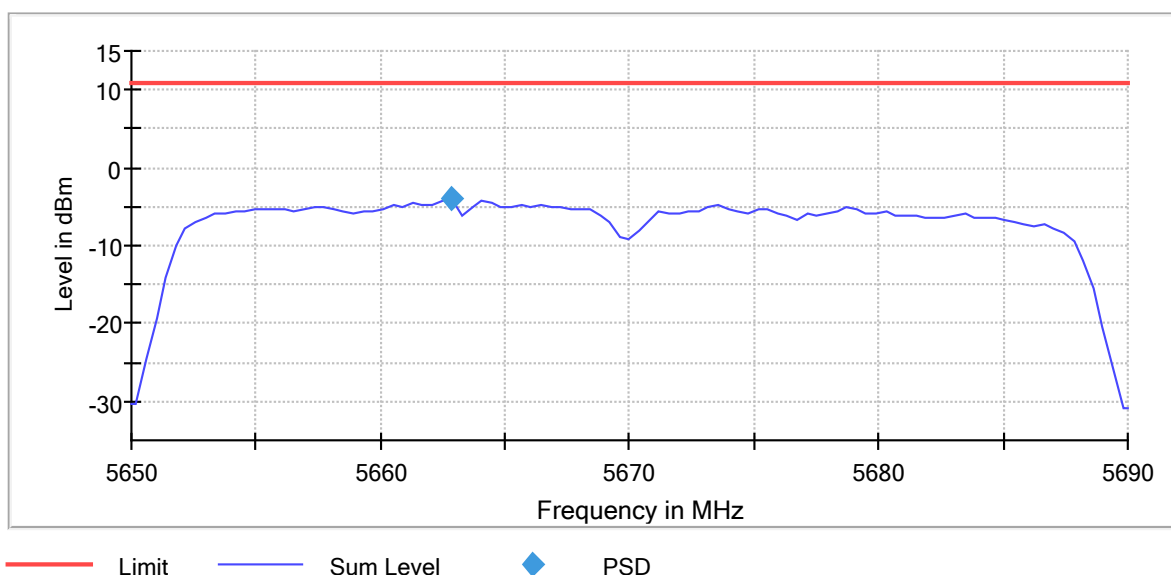
### Result

DUT Frequency (MHz)	Frequency (MHz)	PSD (dBm)	Limit Max (dBm)	Result
5670.000000	5662.871287	-4.043	11.0	PASS

### Ports

Port	Duty Cycle (%)
1	0.000

Power Spectral Density



### Measurement

Setting	Instrument Value	Target Value
Start Frequency	5.65000 GHz	5.65000 GHz
Stop Frequency	5.69000 GHz	5.69000 GHz
Span	40.000 MHz	40.000 MHz
RBW	1.000 MHz	<= 1.000 MHz
VBW	3.000 MHz	>= 3.000 MHz
SweepPoints	101	~ 80
Sweeptime	11.000 $\mu$ s	10.100 $\mu$ s
Reference Level	0.000 dBm	0.000 dBm
Attenuation	20.000 dB	AUTO
Detector	RMS	RMS
SweepCount	100	100
Filter	3 dB	3 dB
Trace Mode	Max Hold	Max Hold
SweepType	FFT	AUTO
Preamp	off	off
Stablemode	Trace	Trace
Stablevalue	0.30 dB	0.30 dB
Run	14 / max. 15	max. 15
Stable	1 / 1	1
Max Stable Difference	0.00 dB	0.30 dB



## Occupied Channel Bandwidth 99% (5670 MHz; 20.000 dBm; 40 MHz)

Customized settings.

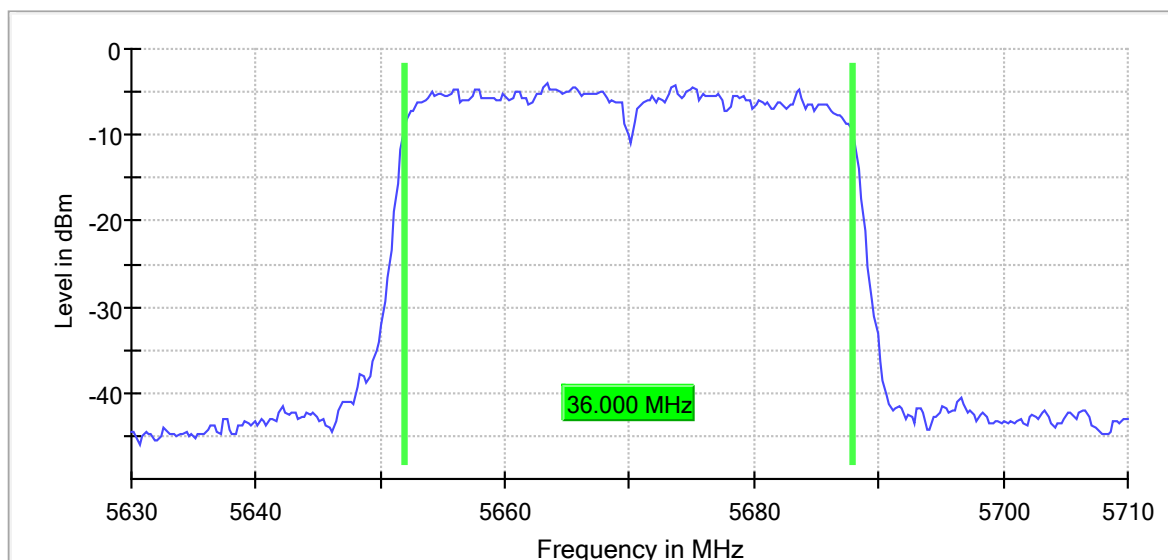
### 99 % Bandwidth

DUT Frequency (MHz)	Bandwidth (MHz)	Limit Min (MHz)	Limit Max (MHz)	Band Edge Left (MHz)	Band Edge Right (MHz)
5670.000000	36.000000	---	---	5651.875000	5687.875000

(continuation of the "99 % Bandwidth" table from column 6 ...)

DUT Frequency (MHz)	Result
5670.000000	PASS

99 % Bandwidth



### Measurement

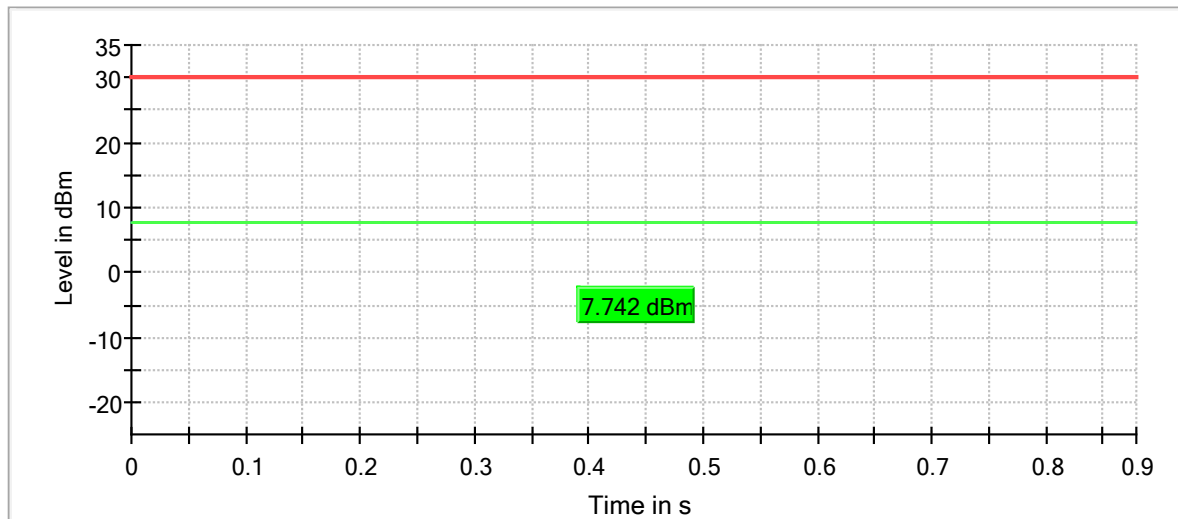
Setting	Instrument Value	Target Value
Start Frequency	5.63000 GHz	5.63000 GHz
Stop Frequency	5.71000 GHz	5.71000 GHz
Span	80.000 MHz	80.000 MHz
RBW	500.000 kHz	>= 500.000 kHz
VBW	2.000 MHz	>= 1.500 MHz
SweepPoints	320	~ 320
Sweeptime	18.906 µs	AUTO
Reference Level	0.000 dBm	0.000 dBm
Attenuation	20.000 dB	AUTO
Detector	MaxPeak	MaxPeak
SweepCount	200	200
Filter	3 dB	3 dB
Trace Mode	Max Hold	Max Hold
Sweeptype	FFT	AUTO
Preamp	off	off
Stablemode	Trace	Trace
Stablevalue	0.30 dB	0.30 dB
Run	17 / max. 150	max. 150
Stable	1 / 1	1
Max Stable Difference	0.14 dB	0.30 dB

## RF output power (5755 MHz; 20.000 dBm; 40 MHz)

### Result

DUT Frequency (MHz)	Gated RMS (dBm)	Limit Max (dBm)	Gated EIRP (dBm)	DutyCycle (%)	Result
5755.000000	7.7	30.0	7.7	88.087	PASS

Gated Trace



— Gated Trace   
 — Overall   
 — Limit

### OSP PowerMeter settings

Setting	Instrument Value	Target Value
Measurement Time	1.000 s	1.000 s
Points	1000000	1000000
Time resolution	1.000 $\mu$ s	1.000 $\mu$ s

## Power Spectral Density (5755 MHz; 20.000 dBm; 40 MHz)

Customized settings.

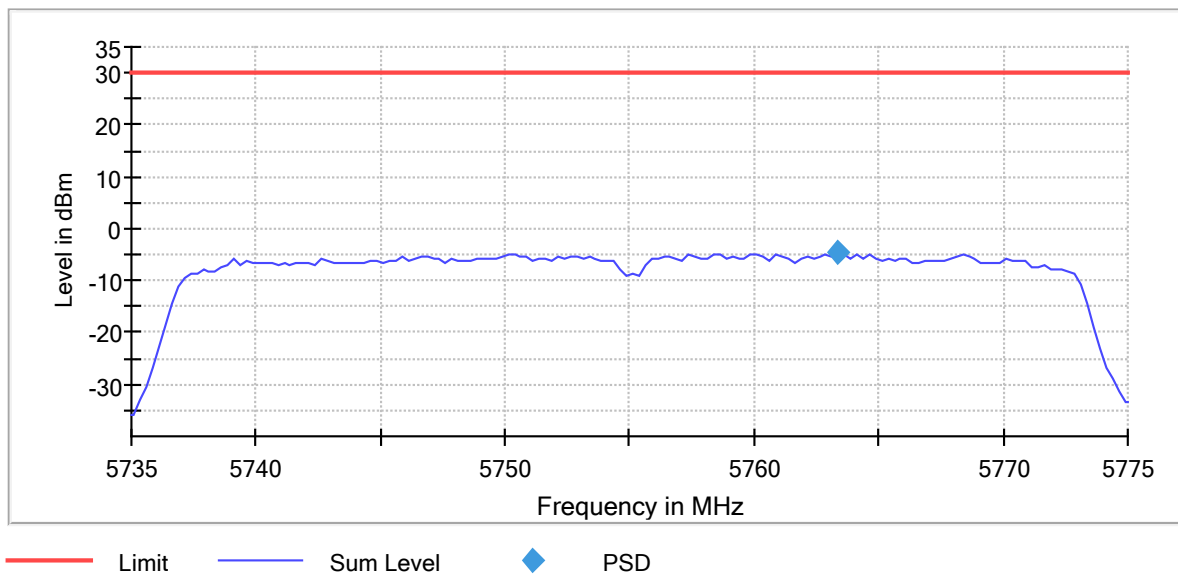
### Result

DUT Frequency (MHz)	Frequency (MHz)	PSD (dBm)	Limit Max (dBm)	Result
5755.000000	5763.375000	-4.753	30.0	PASS

### Ports

Port	Duty Cycle (%)
1	0.000

Power Spectral Density



### Measurement

Setting	Instrument Value	Target Value
Start Frequency	5.73500 GHz	5.73500 GHz
Stop Frequency	5.77500 GHz	5.77500 GHz
Span	40.000 MHz	40.000 MHz
RBW	500.000 kHz	<= 500.000 kHz
VBW	2.000 MHz	>= 1.500 MHz
SweepPoints	160	~ 160
Sweeptime	16.000 $\mu$ s	16.000 $\mu$ s
Reference Level	0.000 dBm	0.000 dBm
Attenuation	20.000 dB	AUTO
Detector	RMS	RMS
SweepCount	100	100
Filter	3 dB	3 dB
Trace Mode	Max Hold	Max Hold
Sweeptype	FFT	AUTO
Preamp	off	off
Stablemode	Trace	Trace
Stablevalue	0.30 dB	0.30 dB
Run	14 / max. 15	max. 15
Stable	1 / 1	1
Max Stable Difference	0.00 dB	0.30 dB



## Minimum Emission Bandwidth 6 dB (5755 MHz; 20.000 dBm; 40 MHz)

Customized settings.

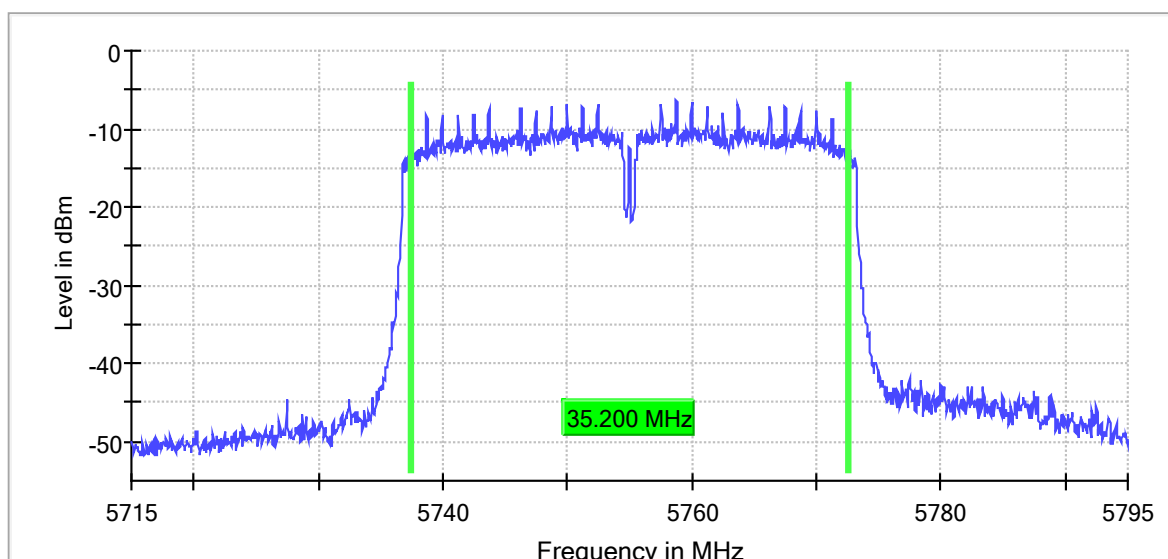
### 6 dB Bandwidth

DUT Frequency (MHz)	Bandwidth (MHz)	Limit Min (MHz)	Limit Max (MHz)	Band Edge Left (MHz)	Band Edge Right (MHz)
5755.000000	35.200000	0.500000	---	5737.375000	5772.575000

(continuation of the "6 dB Bandwidth" table from column 6 ...)

DUT Frequency (MHz)	Max Level (dBm)	Result
5755.000000	-6.3	PASS

6 dB Bandwidth



### Measurement

Setting	Instrument Value	Target Value
Start Frequency	5.71500 GHz	5.71500 GHz
Stop Frequency	5.79500 GHz	5.79500 GHz
Span	80.000 MHz	80.000 MHz
RBW	100.000 kHz	~ 100.000 kHz
VBW	300.000 kHz	~ 300.000 kHz
SweepPoints	1600	~ 1600
Sweptime	94.727 μs	AUTO
Reference Level	0.000 dBm	0.000 dBm
Attenuation	20.000 dB	AUTO
Detector	MaxPeak	MaxPeak
SweepCount	200	200
Filter	3 dB	3 dB
Trace Mode	Max Hold	Max Hold
Sweeptype	FFT	AUTO
Preamp	off	off
Stablemode	Trace	Trace
Stablevalue	0.30 dB	0.30 dB
Run	13 / max. 150	max. 150
Stable	1 / 1	1

<b>Max Stable Difference</b>	<b>0.17 dB</b>	<b>0.30 dB</b>
------------------------------	----------------	----------------

## Occupied Channel Bandwidth 99% (5755 MHz; 20.000 dBm; 40 MHz)

Customized settings.

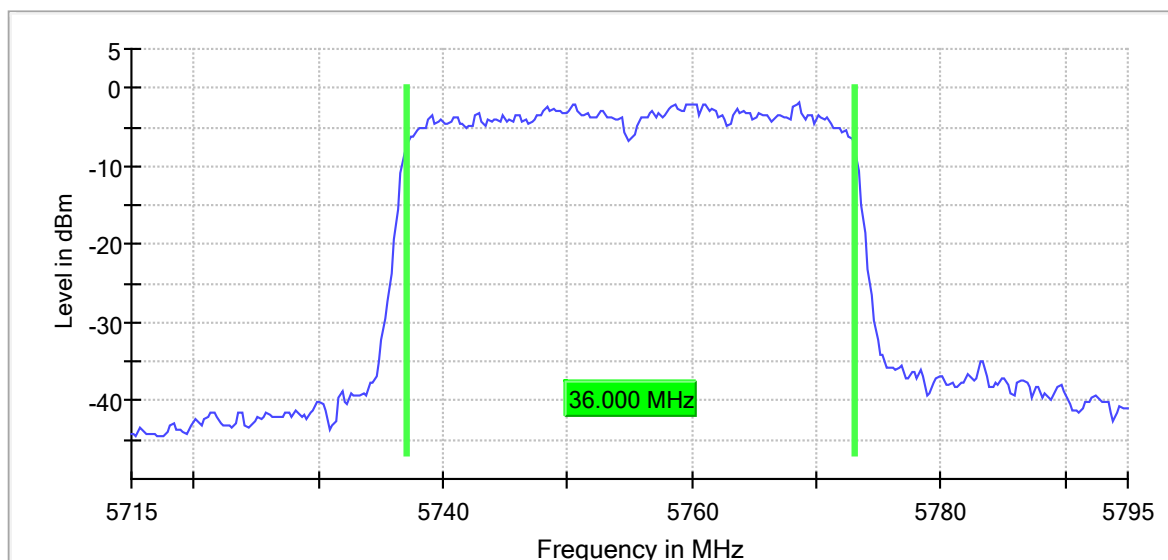
### 99 % Bandwidth

DUT Frequency (MHz)	Bandwidth (MHz)	Limit Min (MHz)	Limit Max (MHz)	Band Edge Left (MHz)	Band Edge Right (MHz)
5755.000000	36.000000	---	---	5737.125000	5773.125000

(continuation of the "99 % Bandwidth" table from column 6 ...)

DUT Frequency (MHz)	Result
5755.000000	PASS

99 % Bandwidth



### Measurement

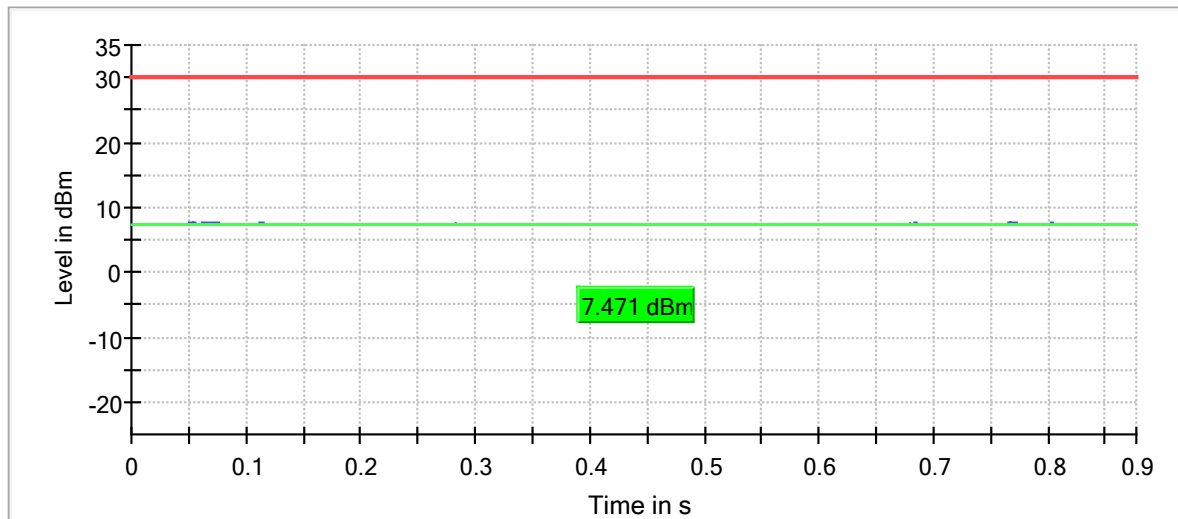
Setting	Instrument Value	Target Value
Start Frequency	5.71500 GHz	5.71500 GHz
Stop Frequency	5.79500 GHz	5.79500 GHz
Span	80.000 MHz	80.000 MHz
RBW	500.000 kHz	>= 500.000 kHz
VBW	2.000 MHz	>= 1.500 MHz
SweepPoints	320	~ 320
Sweeptime	18.906 $\mu$ s	AUTO
Reference Level	0.000 dBm	0.000 dBm
Attenuation	20.000 dB	AUTO
Detector	MaxPeak	MaxPeak
SweepCount	200	200
Filter	3 dB	3 dB
Trace Mode	Max Hold	Max Hold
Sweeptype	FFT	AUTO
Preamp	off	off
Stablemode	Trace	Trace
Stablevalue	0.30 dB	0.30 dB
Run	12 / max. 150	max. 150
Stable	1 / 1	1
Max Stable Difference	0.16 dB	0.30 dB

## RF output power (5795 MHz; 20.000 dBm; 40 MHz)

### Result

DUT Frequency (MHz)	Gated RMS (dBm)	Limit Max (dBm)	Gated EIRP (dBm)	DutyCycle (%)	Result
5795.000000	7.5	30.0	7.5	87.922	PASS

Gated Trace



— Gated Trace   
 — Overall   
 — Limit

### OSP PowerMeter settings

Setting	Instrument Value	Target Value
Measurement Time	1.000 s	1.000 s
Points	1000000	1000000
Time resolution	1.000 $\mu$ s	1.000 $\mu$ s

## Power Spectral Density (5795 MHz; 20.000 dBm; 40 MHz)

Customized settings.

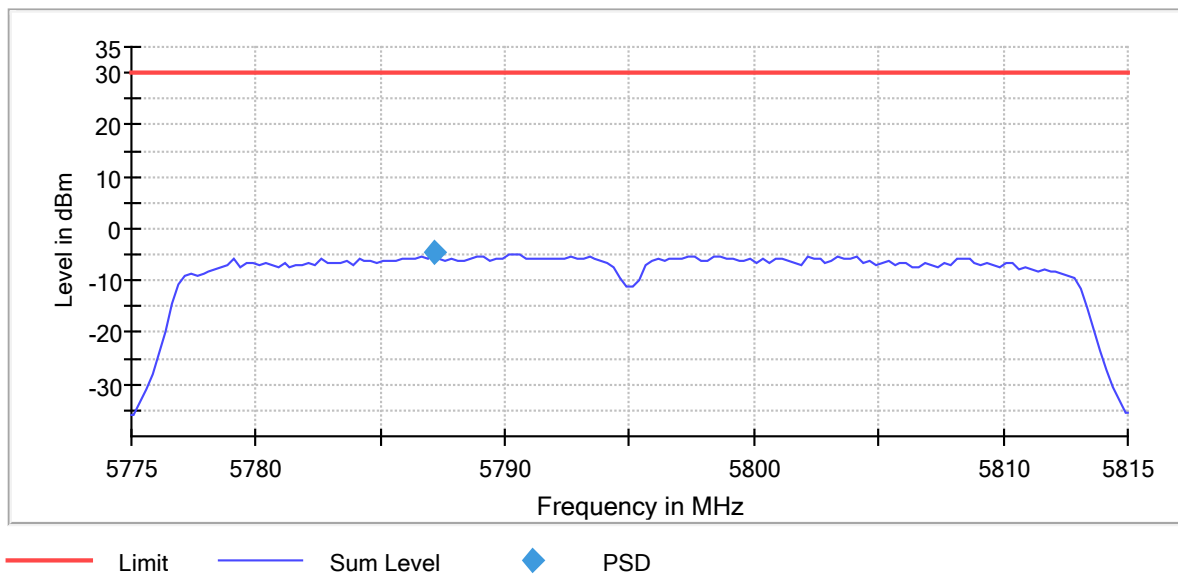
### Result

DUT Frequency (MHz)	Frequency (MHz)	PSD (dBm)	Limit Max (dBm)	Result
5795.000000	5787.125000	-4.696	30.0	PASS

### Ports

Port	Duty Cycle (%)
1	0.000

Power Spectral Density



### Measurement

Setting	Instrument Value	Target Value
Start Frequency	5.77500 GHz	5.77500 GHz
Stop Frequency	5.81500 GHz	5.81500 GHz
Span	40.000 MHz	40.000 MHz
RBW	500.000 kHz	<= 500.000 kHz
VBW	2.000 MHz	>= 1.500 MHz
SweepPoints	160	~ 160
Sweeptime	16.000 $\mu$ s	16.000 $\mu$ s
Reference Level	0.000 dBm	0.000 dBm
Attenuation	20.000 dB	AUTO
Detector	RMS	RMS
SweepCount	100	100
Filter	3 dB	3 dB
Trace Mode	Max Hold	Max Hold
SweepType	FFT	AUTO
Preamp	off	off
Stablemode	Trace	Trace
Stablevalue	0.30 dB	0.30 dB
Run	15 / max. 15	max. 15
Stable	1 / 1	1
Max Stable Difference	0.00 dB	0.30 dB



## Minimum Emission Bandwidth 6 dB (5795 MHz; 20.000 dBm; 40 MHz)

Customized settings.

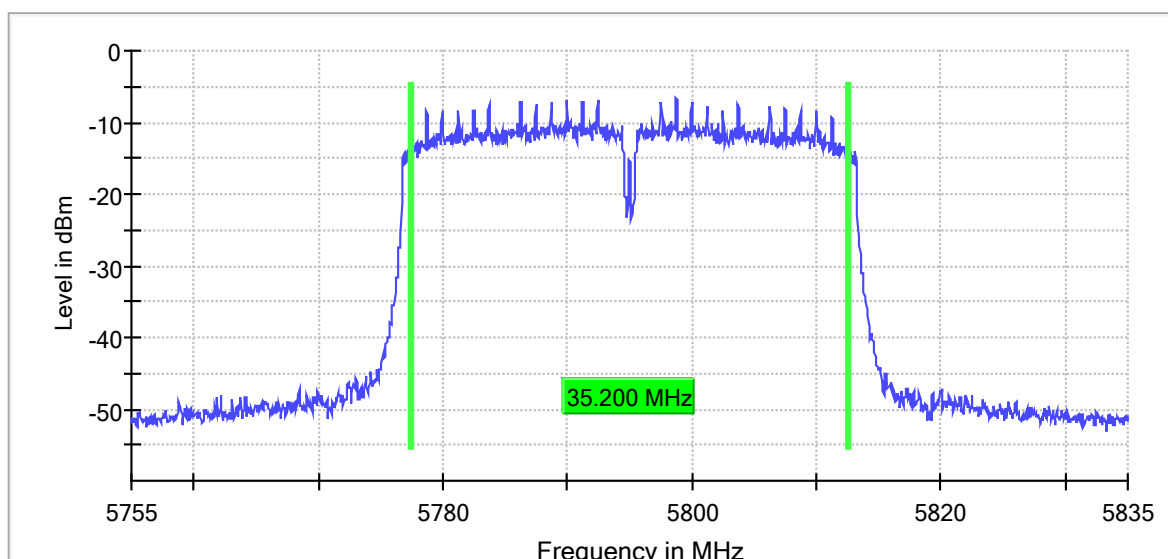
### 6 dB Bandwidth

DUT Frequency (MHz)	Bandwidth (MHz)	Limit Min (MHz)	Limit Max (MHz)	Band Edge Left (MHz)	Band Edge Right (MHz)
5795.000000	35.200000	0.500000	---	5777.375000	5812.575000

(continuation of the "6 dB Bandwidth" table from column 6 ...)

DUT Frequency (MHz)	Max Level (dBm)	Result
5795.000000	-6.6	PASS

6 dB Bandwidth



### Measurement

Setting	Instrument Value	Target Value
Start Frequency	5.75500 GHz	5.75500 GHz
Stop Frequency	5.83500 GHz	5.83500 GHz
Span	80.000 MHz	80.000 MHz
RBW	100.000 kHz	~ 100.000 kHz
VBW	300.000 kHz	~ 300.000 kHz
SweepPoints	1600	~ 1600
Sweptime	94.727 µs	AUTO
Reference Level	0.000 dBm	0.000 dBm
Attenuation	20.000 dB	AUTO
Detector	MaxPeak	MaxPeak
SweepCount	200	200
Filter	3 dB	3 dB
Trace Mode	Max Hold	Max Hold
Sweeptype	FFT	AUTO
Preamp	off	off
Stablemode	Trace	Trace
Stablevalue	0.30 dB	0.30 dB
Run	11 / max. 150	max. 150
Stable	1 / 1	1

<b>Max Stable Difference</b>	<b>0.20 dB</b>	<b>0.30 dB</b>
------------------------------	----------------	----------------

## Occupied Channel Bandwidth 99% (5795 MHz; 20.000 dBm; 40 MHz)

Customized settings.

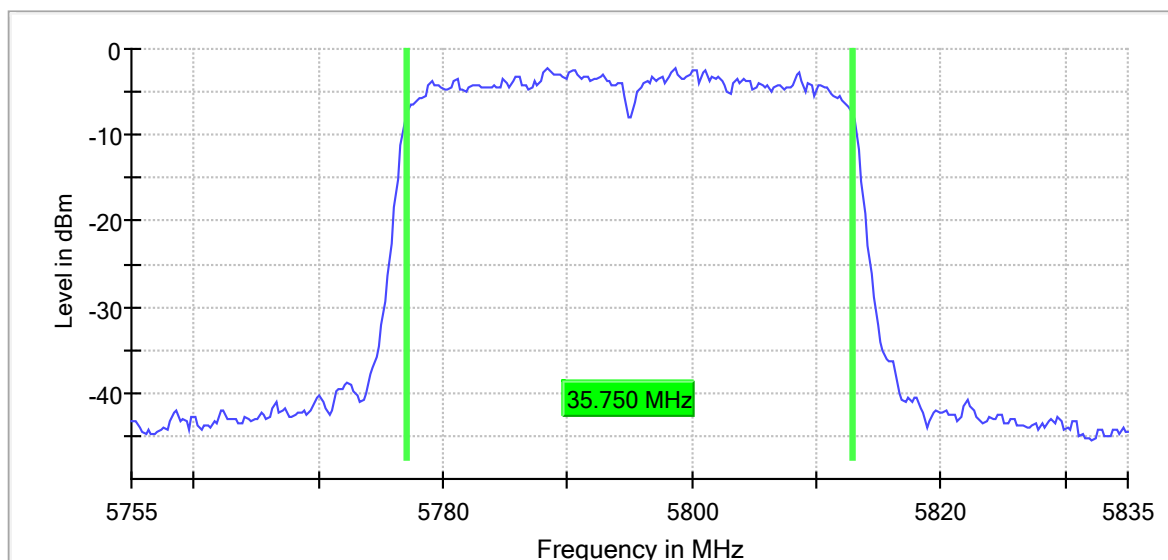
### 99 % Bandwidth

DUT Frequency (MHz)	Bandwidth (MHz)	Limit Min (MHz)	Limit Max (MHz)	Band Edge Left (MHz)	Band Edge Right (MHz)
5795.000000	35.750000	---	---	5777.125000	5812.875000

(continuation of the "99 % Bandwidth" table from column 6 ...)

DUT Frequency (MHz)	Result
5795.000000	PASS

99 % Bandwidth



### Measurement

Setting	Instrument Value	Target Value
Start Frequency	5.75500 GHz	5.75500 GHz
Stop Frequency	5.83500 GHz	5.83500 GHz
Span	80.000 MHz	80.000 MHz
RBW	500.000 kHz	>= 500.000 kHz
VBW	2.000 MHz	>= 1.500 MHz
SweepPoints	320	~ 320
Sweeptime	18.906 µs	AUTO
Reference Level	0.000 dBm	0.000 dBm
Attenuation	20.000 dB	AUTO
Detector	MaxPeak	MaxPeak
SweepCount	200	200
Filter	3 dB	3 dB
Trace Mode	Max Hold	Max Hold
Sweeptype	FFT	AUTO
Preamp	off	off
Stablemode	Trace	Trace
Stablevalue	0.30 dB	0.30 dB
Run	15 / max. 150	max. 150
Stable	1 / 1	1
Max Stable Difference	0.30 dB	0.30 dB