

FCC 15.407 2015

DUT Information

Frequencies

WLAN CH 36 (5180 MHz)	WLAN CH 40 (5200 MHz)	WLAN CH 48 (5240 MHz)
WLAN CH 149 (5745 MHz)	WLAN CH 157 (5785 MHz)	WLAN CH 165 (5825 MHz)
WLAN CH 52 (5260 MHz)	WLAN CH 56 (5280 MHz)	WLAN CH 64 (5320 MHz)
WLAN CH 100 (5500 MHz)	WLAN CH 120 (5600 MHz)	WLAN CH 140 (5700 MHz)
WLAN CH 116 (5580 MHz)	WLAN CH 151 (5755 MHz)	WLAN CH 159 (5795 MHz)
WLAN CH 155 (5775 MHz)	5850 MHz (5850 MHz)	WLAN CH 60 (5300 MHz)

Bandwidths

20 MHz (20 MHz)	40 MHz (40 MHz)	80 MHz (80 MHz)
-----------------	-----------------	-----------------

Power

20.000 dBm (20 dBm)

Beamforming Gain

Powerstep name (value)	Beamforming gain table names
20.000 dBm (20 dBm)	BFG_'20.000 dBm'_0.000dB;

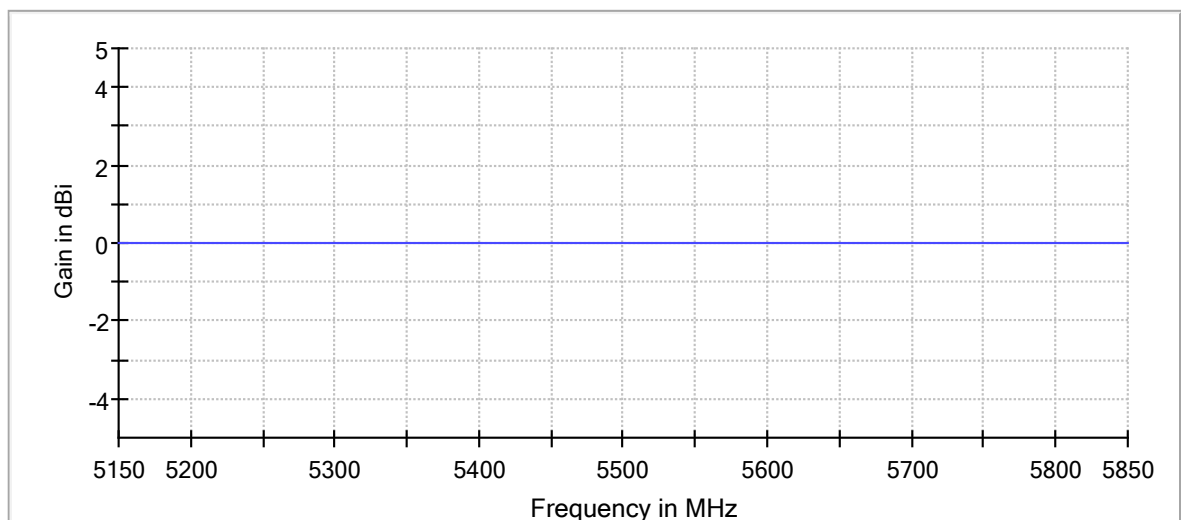
Gain Tables

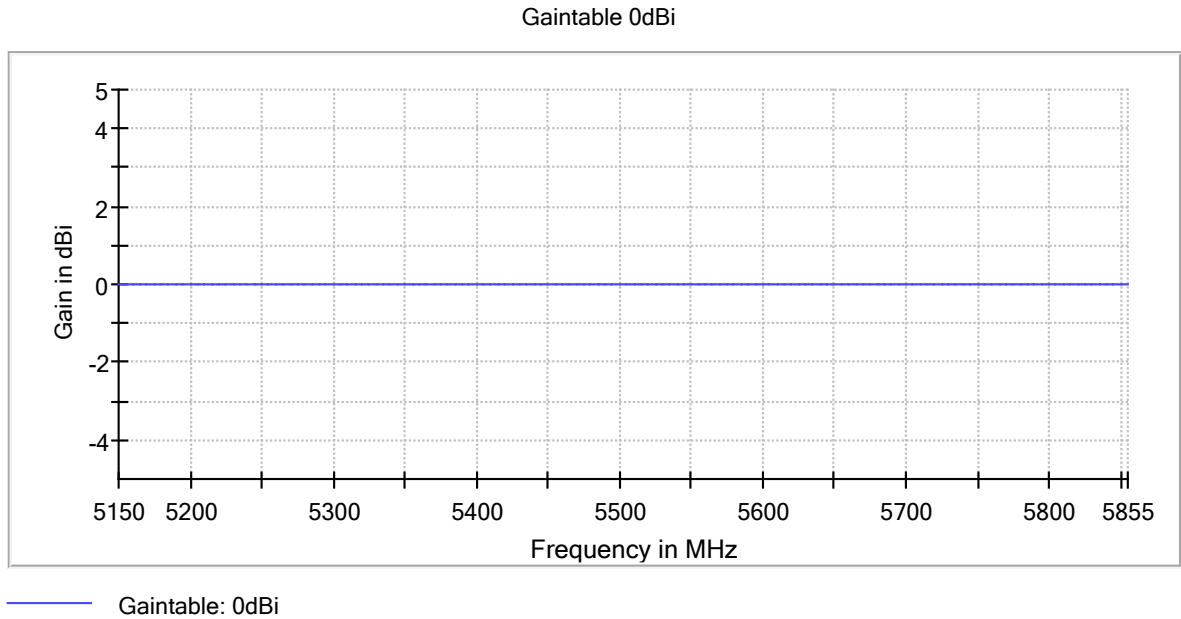
Powerstep name (value)	Gain table names
20.000 dBm (20 dBm)	Port 1: 0dBi;

DUT Settings

No. of transmission chains	1
DFS capability	Yes
DFS Mode	Master
Equipment Type	Portable
TPC	No

Gaintable BFG_'20.000 dBm'_0.000dB





Hardware Setup: WMS Measurements\TS8997

Spectrum Analyzer: SA FSV 40 (SA FSV 40) @ VISA (ADR
TCPIP::192.168.48.111::INST0::INSTR), SN 1307.9002K40/101076,
FW 3.40

Vector Generator: VG SMBV100B (VG SMBV100B) @ VISA (ADR
TCPIP::192.168.48.29::INST0::INSTR), SN 101685, FW 4.70.006.33

Generator: SMB100Aa (SMB100A) @ VISA (ADR
TCPIP::192.168.48.28::INST0::INSTR), SN 177894, FW / Drv:Rev
2.21.0, 07/2016, CVI 2015

OSP: OSP-B157W (OSP-B157W) @ VISA (ADR
TCPIP::192.168.48.157::INST0::INSTR), SN 1527.1144. /, FW
1.27.0.0

Summary

Test	Frequency (MHz)	Nominal Power (dBm)	Nominal Bandwidth (MHz)	Result
Emission Bandwidth 26 dB	5180.000	20.0	20.000000	PASS
RF output power	5180.000	20.0	20.000000	PASS
Power Spectral Density	5180.000	20.0	20.000000	PASS
Occupied Channel Bandwidth 99%	5180.000	20.0	20.000000	PASS
Emission Bandwidth 26 dB	5200.000	20.0	20.000000	PASS
RF output power	5200.000	20.0	20.000000	PASS
Power Spectral Density	5200.000	20.0	20.000000	PASS
Occupied Channel Bandwidth 99%	5200.000	20.0	20.000000	PASS
Emission Bandwidth 26 dB	5240.000	20.0	20.000000	PASS
RF output power	5240.000	20.0	20.000000	PASS
Power Spectral Density	5240.000	20.0	20.000000	PASS
Occupied Channel Bandwidth 99%	5240.000	20.0	20.000000	PASS
Emission Bandwidth 26 dB	5260.000	20.0	20.000000	PASS
RF output power	5260.000	20.0	20.000000	PASS
Power Spectral Density	5260.000	20.0	20.000000	PASS
Occupied Channel Bandwidth 99%	5260.000	20.0	20.000000	PASS
Emission Bandwidth 26 dB	5300.000	20.0	20.000000	PASS
RF output power	5300.000	20.0	20.000000	PASS
Power Spectral Density	5300.000	20.0	20.000000	PASS
Occupied Channel Bandwidth 99%	5300.000	20.0	20.000000	PASS
Emission Bandwidth 26 dB	5320.000	20.0	20.000000	PASS
RF output power	5320.000	20.0	20.000000	PASS
Power Spectral Density	5320.000	20.0	20.000000	PASS
Occupied Channel Bandwidth 99%	5320.000	20.0	20.000000	PASS
Emission Bandwidth 26 dB	5500.000	20.0	20.000000	PASS
RF output power	5500.000	20.0	20.000000	PASS
Power Spectral Density	5500.000	20.0	20.000000	PASS
Occupied Channel Bandwidth 99%	5500.000	20.0	20.000000	PASS
Emission Bandwidth 26 dB	5580.000	20.0	20.000000	PASS
RF output power	5580.000	20.0	20.000000	PASS
Power Spectral Density	5580.000	20.0	20.000000	PASS
Occupied Channel Bandwidth 99%	5580.000	20.0	20.000000	PASS
Emission Bandwidth 26 dB	5700.000	20.0	20.000000	PASS
RF output power	5700.000	20.0	20.000000	PASS
Power Spectral Density	5700.000	20.0	20.000000	PASS
Occupied Channel Bandwidth 99%	5700.000	20.0	20.000000	PASS
RF output power	5745.000	20.0	20.000000	PASS
Power Spectral Density	5745.000	20.0	20.000000	PASS
Minimum Emission Bandwidth 6 dB	5745.000	20.0	20.000000	PASS
Occupied Channel Bandwidth 99%	5745.000	20.0	20.000000	PASS
RF output power	5785.000	20.0	20.000000	PASS
Power Spectral Density	5785.000	20.0	20.000000	PASS
Minimum Emission Bandwidth 6 dB	5785.000	20.0	20.000000	PASS
Occupied Channel Bandwidth 99%	5785.000	20.0	20.000000	PASS
RF output power	5825.000	20.0	20.000000	PASS
Power Spectral Density	5825.000	20.0	20.000000	PASS
Minimum Emission Bandwidth 6 dB	5825.000	20.0	20.000000	PASS
Occupied Channel Bandwidth 99%	5825.000	20.0	20.000000	PASS

Emission Bandwidth 26 dB (5180 MHz; 20.000 dBm; 20 MHz)

Customized settings.

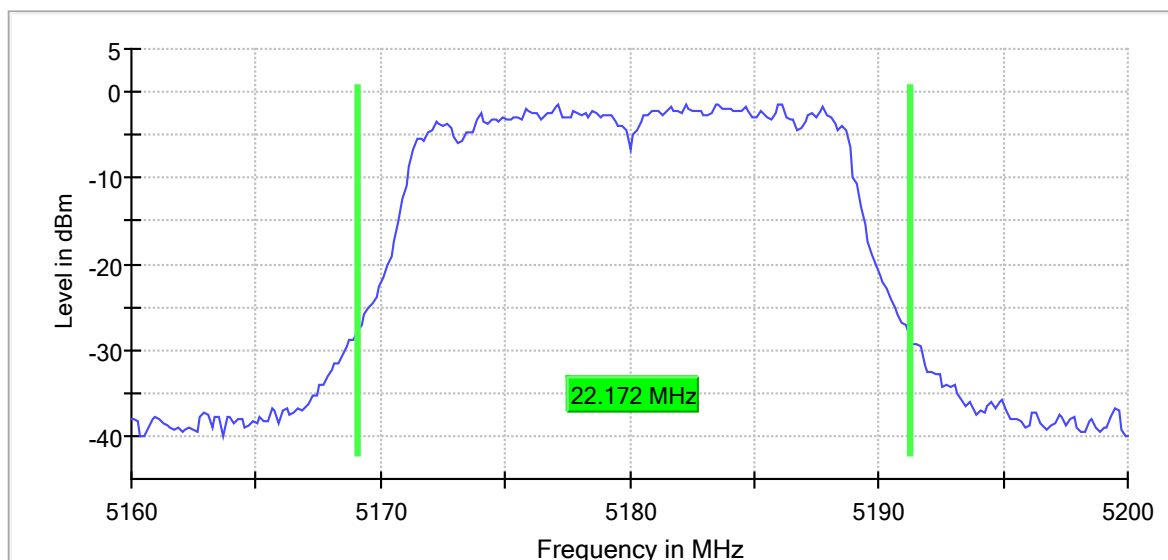
26 dB Bandwidth

DUT Frequency (MHz)	Bandwidth (MHz)	Limit Min (MHz)	Limit Max (MHz)	Band Edge Left (MHz)	Band Edge Right (MHz)
5180.000000	22.172285	---	---	5169.063670	5191.235955

(continuation of the "26 dB Bandwidth" table from column 6 ...)

DUT Frequency (MHz)	Max Level (dBm)	Result
5180.000000	-1.4	PASS

26 dB Bandwidth



Measurement

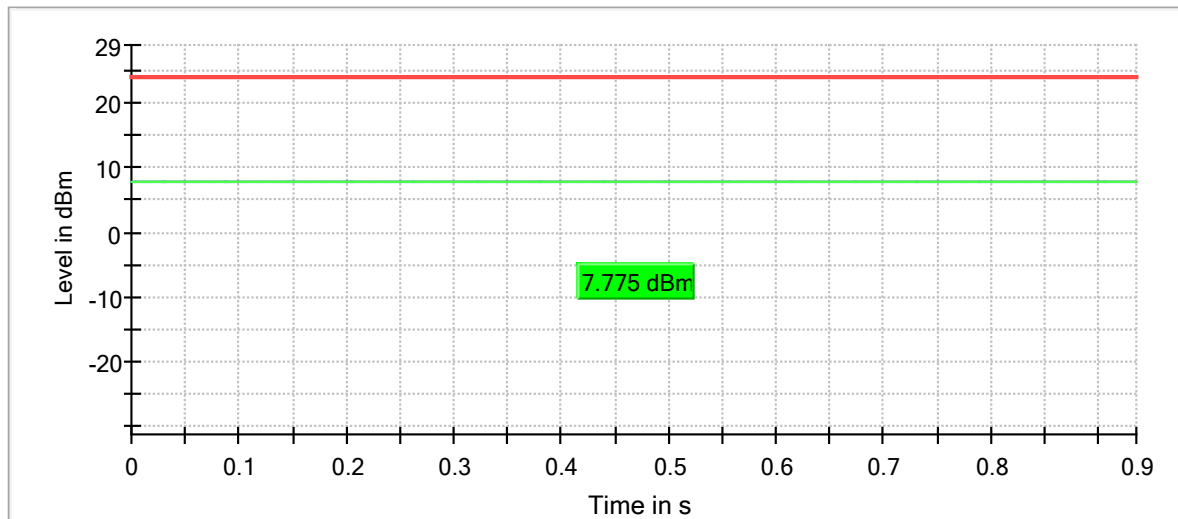
Setting	Instrument Value	Target Value
Start Frequency	5.16000 GHz	5.16000 GHz
Stop Frequency	5.20000 GHz	5.20000 GHz
Span	40.000 MHz	40.000 MHz
RBW	300.000 kHz	~ 300.000 kHz
VBW	1.000 MHz	>= 900.000 kHz
SweepPoints	267	~ 267
Sweeptime	18.930 μ s	AUTO
Reference Level	10.000 dBm	10.000 dBm
Attenuation	30.000 dB	AUTO
Detector	MaxPeak	MaxPeak
SweepCount	200	200
Filter	3 dB	3 dB
Trace Mode	Max Hold	Max Hold
Sweeptype	FFT	AUTO
Preamp	off	off
Stablemode	Trace	Trace
Stablevalue	1.00 dB	1.00 dB
Run	5 / max. 150	max. 150
Stable	1 / 1	1
Max Stable Difference	0.92 dB	1.00 dB

RF output power (5180 MHz; 20.000 dBm; 20 MHz)

Result

DUT Frequency (MHz)	Gated RMS (dBm)	Limit Max (dBm)	Gated EIRP (dBm)	DutyCycle (%)	Result
5180.000000	7.8	24.0	7.8	93.750	PASS

Gated Trace



— Gated Trace — Overall — Limit

OSP PowerMeter settings

Setting	Instrument Value	Target Value
Measurement Time	1.000 s	1.000 s
Points	1000000	1000000
Time resolution	1.000 μ s	1.000 μ s

Power Spectral Density (5180 MHz; 20.000 dBm; 20 MHz)

Customized settings.

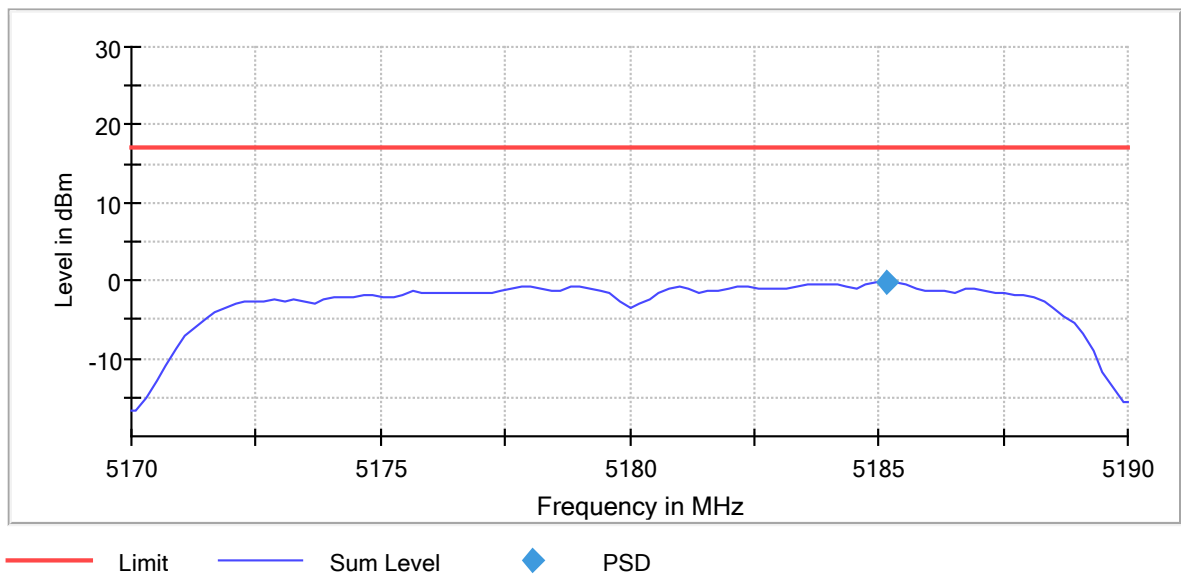
Result

DUT Frequency (MHz)	Frequency (MHz)	PSD (dBm)	Limit Max (dBm)	Result
5180.000000	5185.148515	-0.222	17.0	PASS

Ports

Port	Duty Cycle (%)
1	0.000

Power Spectral Density



Measurement

Setting	Instrument Value	Target Value
Start Frequency	5.17000 GHz	5.17000 GHz
Stop Frequency	5.19000 GHz	5.19000 GHz
Span	20.000 MHz	20.000 MHz
RBW	1.000 MHz	<= 1.000 MHz
VBW	3.000 MHz	>= 3.000 MHz
SweepPoints	101	~ 40
Sweptime	11.000 μ s	10.100 μ s
Reference Level	0.000 dBm	0.000 dBm
Attenuation	20.000 dB	AUTO
Detector	RMS	RMS
SweepCount	100	100
Filter	3 dB	3 dB
Trace Mode	Max Hold	Max Hold
SweepType	FFT	AUTO
Preamp	off	off
Stablemode	Trace	Trace
Stablevalue	0.30 dB	0.30 dB
Run	7 / max. 15	max. 15
Stable	1 / 1	1
Max Stable Difference	0.14 dB	0.30 dB

Occupied Channel Bandwidth 99% (5180 MHz; 20.000 dBm; 20 MHz)

Customized settings.

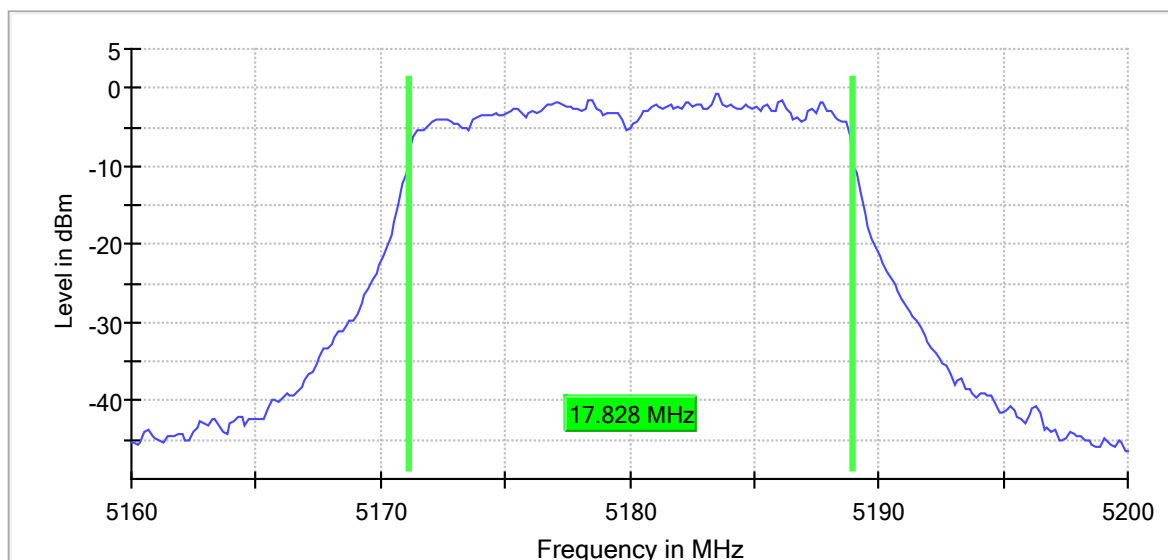
99 % Bandwidth

DUT Frequency (MHz)	Bandwidth (MHz)	Limit Min (MHz)	Limit Max (MHz)	Band Edge Left (MHz)	Band Edge Right (MHz)
5180.000000	17.827715	---	---	5171.161049	5188.988764

(continuation of the "99 % Bandwidth" table from column 6 ...)

DUT Frequency (MHz)	Result
5180.000000	PASS

99 % Bandwidth



Measurement

Setting	Instrument Value	Target Value
Start Frequency	5.16000 GHz	5.16000 GHz
Stop Frequency	5.20000 GHz	5.20000 GHz
Span	40.000 MHz	40.000 MHz
RBW	300.000 kHz	>= 300.000 kHz
VBW	1.000 MHz	>= 900.000 kHz
SweepPoints	267	~ 267
Sweeptime	18.930 µs	AUTO
Reference Level	0.000 dBm	0.000 dBm
Attenuation	20.000 dB	AUTO
Detector	MaxPeak	MaxPeak
SweepCount	200	200
Filter	3 dB	3 dB
Trace Mode	Max Hold	Max Hold
Sweeptype	FFT	AUTO
Preamp	off	off
Stablemode	Trace	Trace
Stablevalue	0.30 dB	0.30 dB
Run	11 / max. 150	max. 150
Stable	1 / 1	1
Max Stable Difference	0.09 dB	0.30 dB

Emission Bandwidth 26 dB (5200 MHz; 20.000 dBm; 20 MHz)

Customized settings.

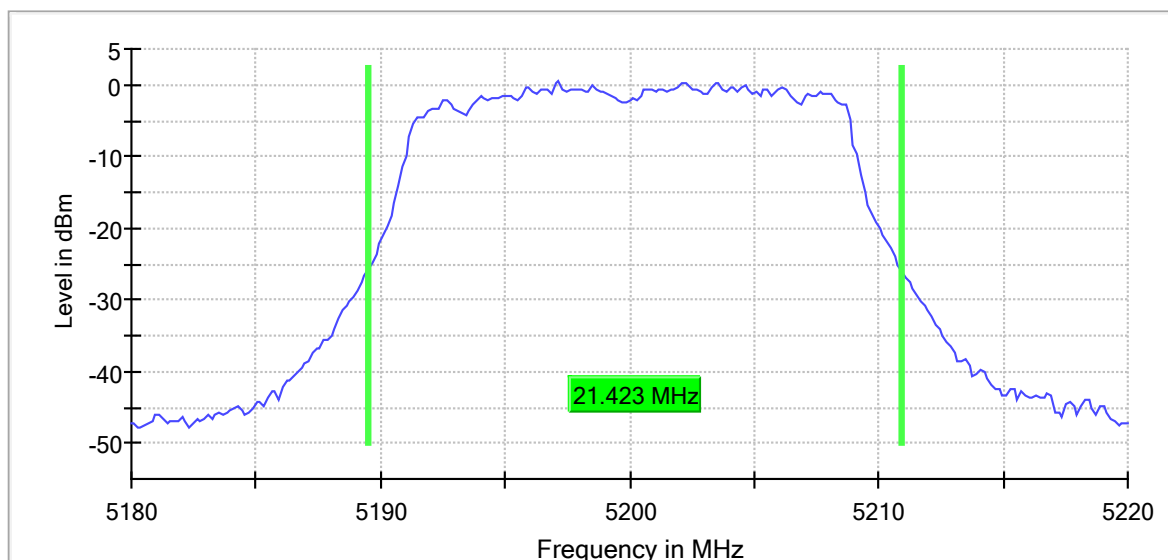
26 dB Bandwidth

DUT Frequency (MHz)	Bandwidth (MHz)	Limit Min (MHz)	Limit Max (MHz)	Band Edge Left (MHz)	Band Edge Right (MHz)
5200.000000	21.423221	---	---	5189.513109	5210.936330

(continuation of the "26 dB Bandwidth" table from column 6 ...)

DUT Frequency (MHz)	Max Level (dBm)	Result
5200.000000	0.4	PASS

26 dB Bandwidth



Measurement

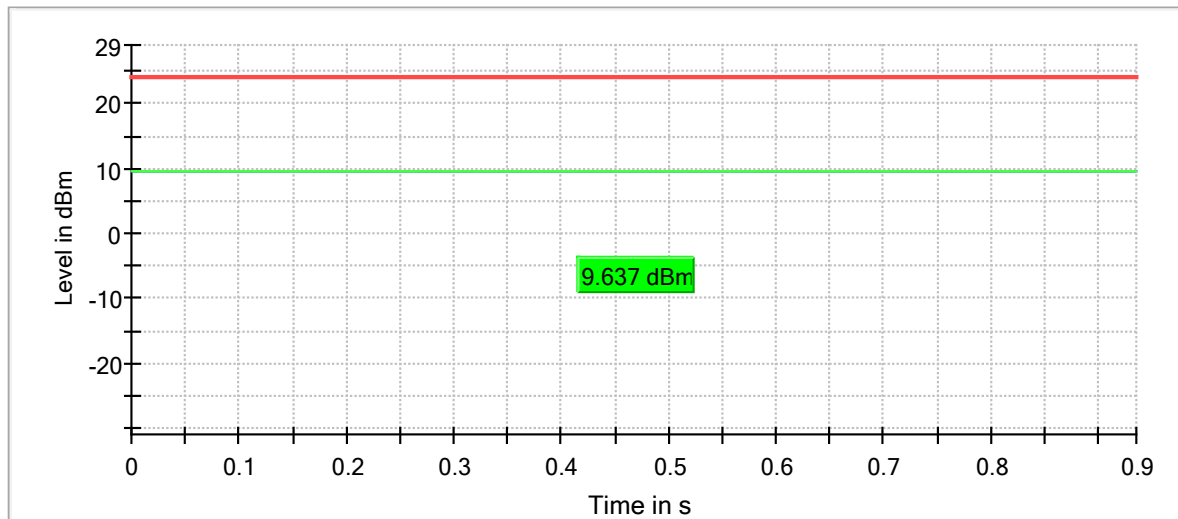
Setting	Instrument Value	Target Value
Start Frequency	5.18000 GHz	5.18000 GHz
Stop Frequency	5.22000 GHz	5.22000 GHz
Span	40.000 MHz	40.000 MHz
RBW	300.000 kHz	~ 300.000 kHz
VBW	1.000 MHz	>= 900.000 kHz
SweepPoints	267	~ 267
Sweeptime	18.930 μ s	AUTO
Reference Level	0.000 dBm	0.000 dBm
Attenuation	20.000 dB	AUTO
Detector	MaxPeak	MaxPeak
SweepCount	200	200
Filter	3 dB	3 dB
Trace Mode	Max Hold	Max Hold
Sweeptype	FFT	AUTO
Preamp	off	off
Stablemode	Trace	Trace
Stablevalue	1.00 dB	1.00 dB
Run	5 / max. 150	max. 150
Stable	1 / 1	1
Max Stable Difference	0.64 dB	1.00 dB

RF output power (5200 MHz; 20.000 dBm; 20 MHz)

Result

DUT Frequency (MHz)	Gated RMS (dBm)	Limit Max (dBm)	Gated EIRP (dBm)	DutyCycle (%)	Result
5200.000000	9.6	24.0	9.6	93.683	PASS

Gated Trace



— Gated Trace
 — Overall
 — Limit

OSP PowerMeter settings

Setting	Instrument Value	Target Value
Measurement Time	1.000 s	1.000 s
Points	1000000	1000000
Time resolution	1.000 μ s	1.000 μ s

Power Spectral Density (5200 MHz; 20.000 dBm; 20 MHz)

Customized settings.

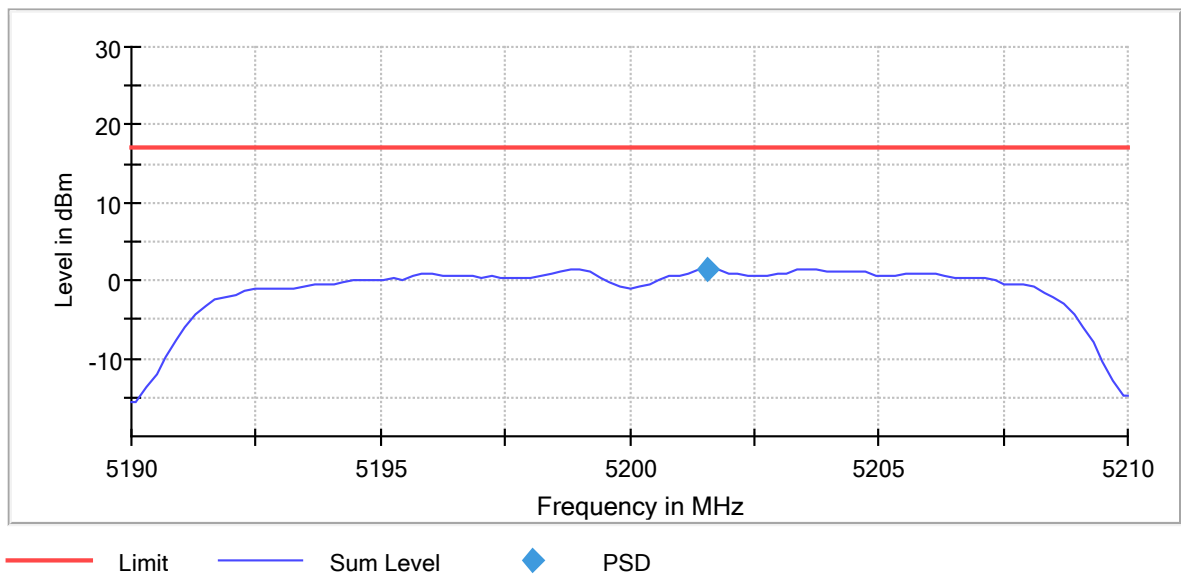
Result

DUT Frequency (MHz)	Frequency (MHz)	PSD (dBm)	Limit Max (dBm)	Result
5200.000000	5201.584158	1.542	17.0	PASS

Ports

Port	Duty Cycle (%)
1	0.000

Power Spectral Density



Measurement

Setting	Instrument Value	Target Value
Start Frequency	5.19000 GHz	5.19000 GHz
Stop Frequency	5.21000 GHz	5.21000 GHz
Span	20.000 MHz	20.000 MHz
RBW	1.000 MHz	<= 1.000 MHz
VBW	3.000 MHz	>= 3.000 MHz
SweepPoints	101	~ 40
Sweeptime	11.000 μ s	10.100 μ s
Reference Level	0.000 dBm	0.000 dBm
Attenuation	20.000 dB	AUTO
Detector	RMS	RMS
SweepCount	100	100
Filter	3 dB	3 dB
Trace Mode	Max Hold	Max Hold
SweepType	FFT	AUTO
Preamp	off	off
Stablemode	Trace	Trace
Stablevalue	0.30 dB	0.30 dB
Run	9 / max. 15	max. 15
Stable	1 / 1	1
Max Stable Difference	0.23 dB	0.30 dB

Occupied Channel Bandwidth 99% (5200 MHz; 20.000 dBm; 20 MHz)

Customized settings.

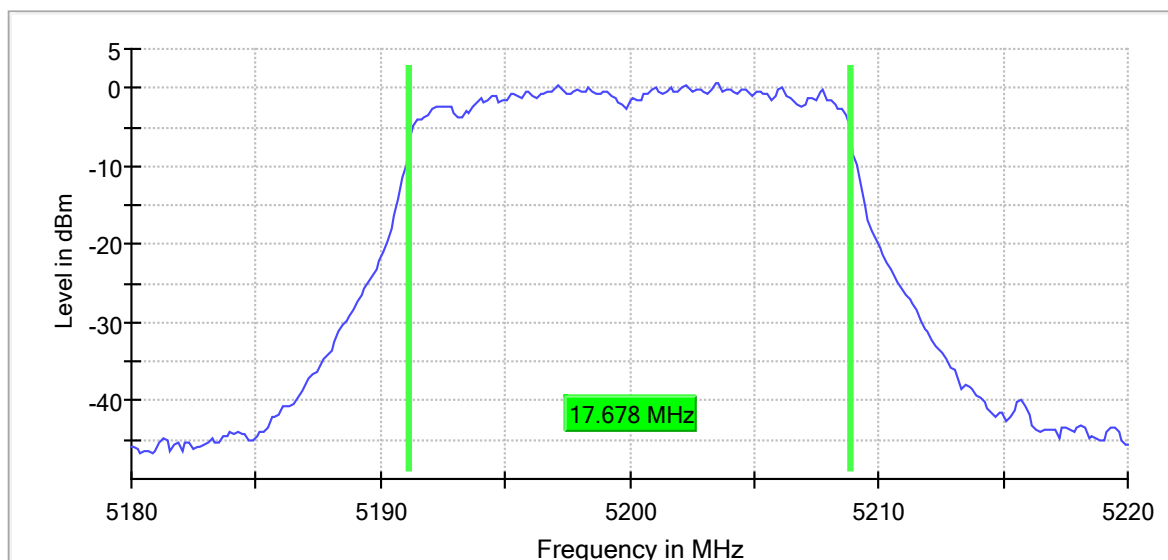
99 % Bandwidth

DUT Frequency (MHz)	Bandwidth (MHz)	Limit Min (MHz)	Limit Max (MHz)	Band Edge Left (MHz)	Band Edge Right (MHz)
5200.000000	17.677902	---	---	5191.161049	5208.838951

(continuation of the "99 % Bandwidth" table from column 6 ...)

DUT Frequency (MHz)	Result
5200.000000	PASS

99 % Bandwidth



Measurement

Setting	Instrument Value	Target Value
Start Frequency	5.18000 GHz	5.18000 GHz
Stop Frequency	5.22000 GHz	5.22000 GHz
Span	40.000 MHz	40.000 MHz
RBW	300.000 kHz	>= 300.000 kHz
VBW	1.000 MHz	>= 900.000 kHz
SweepPoints	267	~ 267
Sweeptime	18.930 μ s	AUTO
Reference Level	0.000 dBm	0.000 dBm
Attenuation	20.000 dB	AUTO
Detector	MaxPeak	MaxPeak
SweepCount	200	200
Filter	3 dB	3 dB
Trace Mode	Max Hold	Max Hold
Sweeptype	FFT	AUTO
Preamp	off	off
Stablemode	Trace	Trace
Stablevalue	0.30 dB	0.30 dB
Run	22 / max. 150	max. 150
Stable	1 / 1	1
Max Stable Difference	0.05 dB	0.30 dB

Emission Bandwidth 26 dB (5240 MHz; 20.000 dBm; 20 MHz)

Customized settings.

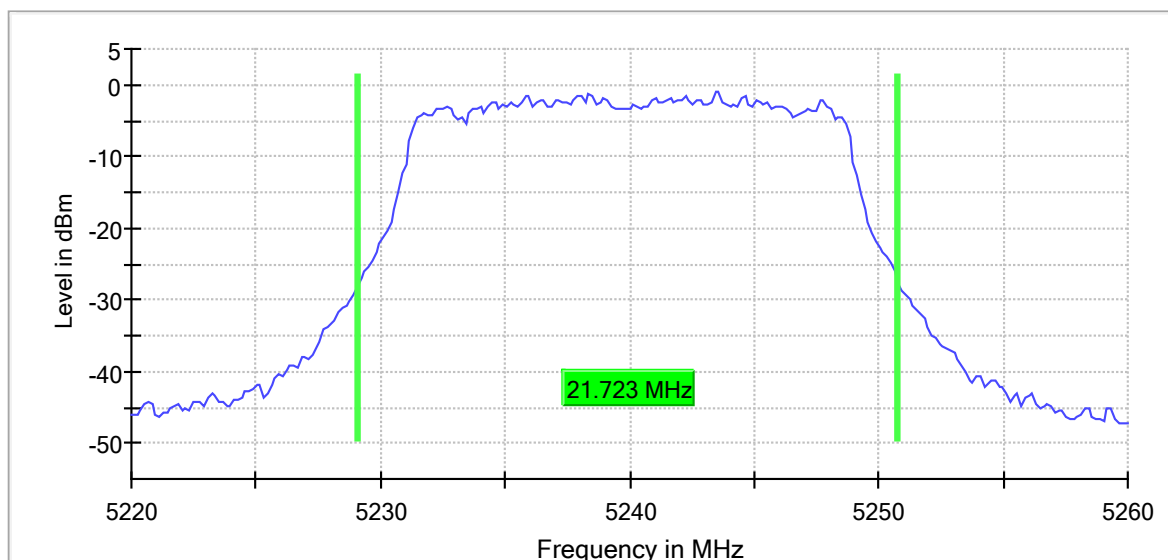
26 dB Bandwidth

DUT Frequency (MHz)	Bandwidth (MHz)	Limit Min (MHz)	Limit Max (MHz)	Band Edge Left (MHz)	Band Edge Right (MHz)
5240.000000	21.722847	---	---	5229.063670	5250.786517

(continuation of the "26 dB Bandwidth" table from column 6 ...)

DUT Frequency (MHz)	Max Level (dBm)	Result
5240.000000	-1.0	PASS

26 dB Bandwidth



Measurement

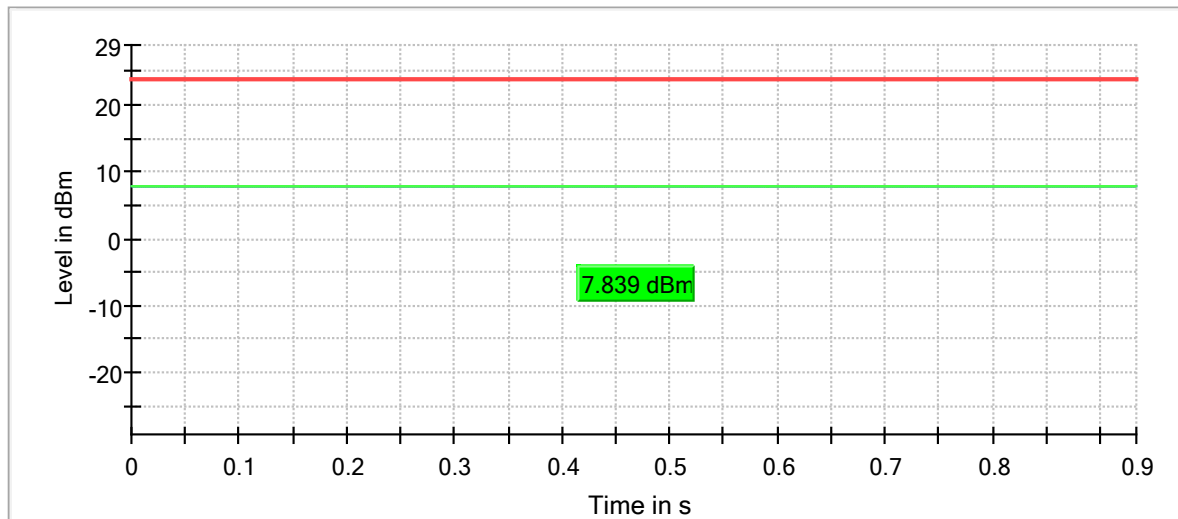
Setting	Instrument Value	Target Value
Start Frequency	5.22000 GHz	5.22000 GHz
Stop Frequency	5.26000 GHz	5.26000 GHz
Span	40.000 MHz	40.000 MHz
RBW	300.000 kHz	~ 300.000 kHz
VBW	1.000 MHz	>= 900.000 kHz
SweepPoints	267	~ 267
Sweeptime	18.930 μ s	AUTO
Reference Level	0.000 dBm	0.000 dBm
Attenuation	20.000 dB	AUTO
Detector	MaxPeak	MaxPeak
SweepCount	200	200
Filter	3 dB	3 dB
Trace Mode	Max Hold	Max Hold
Sweeptype	FFT	AUTO
Preamp	off	off
Stablemode	Trace	Trace
Stablevalue	1.00 dB	1.00 dB
Run	5 / max. 150	max. 150
Stable	1 / 1	1
Max Stable Difference	1.00 dB	1.00 dB

RF output power (5240 MHz; 20.000 dBm; 20 MHz)

Result

DUT Frequency (MHz)	Gated RMS (dBm)	Limit Max (dBm)	Gated EIRP (dBm)	DutyCycle (%)	Result
5240.000000	7.8	24.0	7.8	93.557	PASS

Gated Trace



— Gated Trace — Overall — Limit

OSP PowerMeter settings

Setting	Instrument Value	Target Value
Measurement Time	1.000 s	1.000 s
Points	1000000	1000000
Time resolution	1.000 μ s	1.000 μ s

Power Spectral Density (5240 MHz; 20.000 dBm; 20 MHz)

Customized settings.

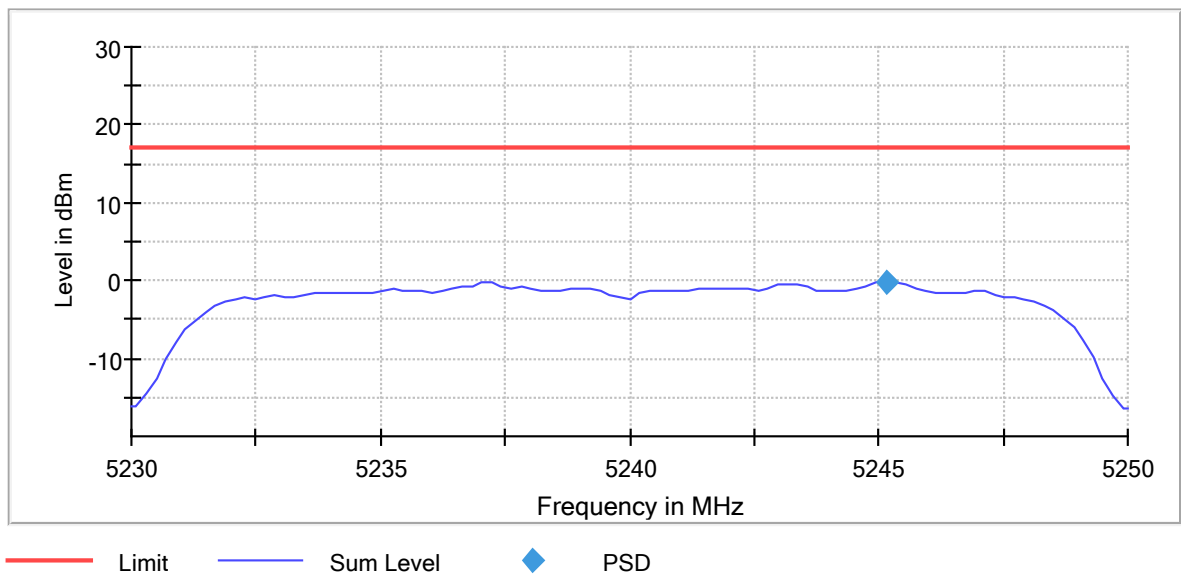
Result

DUT Frequency (MHz)	Frequency (MHz)	PSD (dBm)	Limit Max (dBm)	Result
5240.000000	5245.148515	-0.245	17.0	PASS

Ports

Port	Duty Cycle (%)
1	0.000

Power Spectral Density



Measurement

Setting	Instrument Value	Target Value
Start Frequency	5.23000 GHz	5.23000 GHz
Stop Frequency	5.25000 GHz	5.25000 GHz
Span	20.000 MHz	20.000 MHz
RBW	1.000 MHz	<= 1.000 MHz
VBW	3.000 MHz	>= 3.000 MHz
SweepPoints	101	~ 40
Sweeptime	11.000 μ s	10.100 μ s
Reference Level	0.000 dBm	0.000 dBm
Attenuation	20.000 dB	AUTO
Detector	RMS	RMS
SweepCount	100	100
Filter	3 dB	3 dB
Trace Mode	Max Hold	Max Hold
Sweeptype	FFT	AUTO
Preamp	off	off
Stablemode	Trace	Trace
Stablevalue	0.30 dB	0.30 dB
Run	11 / max. 15	max. 15
Stable	1 / 1	1
Max Stable Difference	0.00 dB	0.30 dB

Occupied Channel Bandwidth 99% (5240 MHz; 20.000 dBm; 20 MHz)

Customized settings.

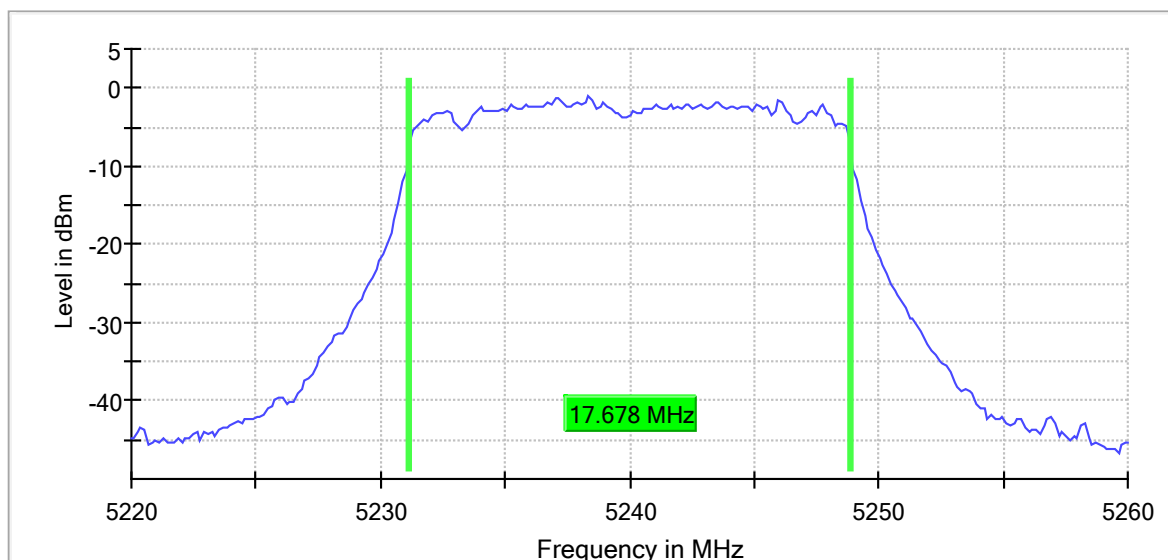
99 % Bandwidth

DUT Frequency (MHz)	Bandwidth (MHz)	Limit Min (MHz)	Limit Max (MHz)	Band Edge Left (MHz)	Band Edge Right (MHz)
5240.000000	17.677902	---	---	5231.161049	5248.838951

(continuation of the "99 % Bandwidth" table from column 6 ...)

DUT Frequency (MHz)	Result
5240.000000	PASS

99 % Bandwidth



Measurement

Setting	Instrument Value	Target Value
Start Frequency	5.22000 GHz	5.22000 GHz
Stop Frequency	5.26000 GHz	5.26000 GHz
Span	40.000 MHz	40.000 MHz
RBW	300.000 kHz	>= 300.000 kHz
VBW	1.000 MHz	>= 900.000 kHz
SweepPoints	267	~ 267
Sweeptime	18.930 µs	AUTO
Reference Level	0.000 dBm	0.000 dBm
Attenuation	20.000 dB	AUTO
Detector	MaxPeak	MaxPeak
SweepCount	200	200
Filter	3 dB	3 dB
Trace Mode	Max Hold	Max Hold
Sweeptype	FFT	AUTO
Preamp	off	off
Stablemode	Trace	Trace
Stablevalue	0.30 dB	0.30 dB
Run	14 / max. 150	max. 150
Stable	1 / 1	1
Max Stable Difference	0.02 dB	0.30 dB

Emission Bandwidth 26 dB (5260 MHz; 20.000 dBm; 20 MHz)

Customized settings.

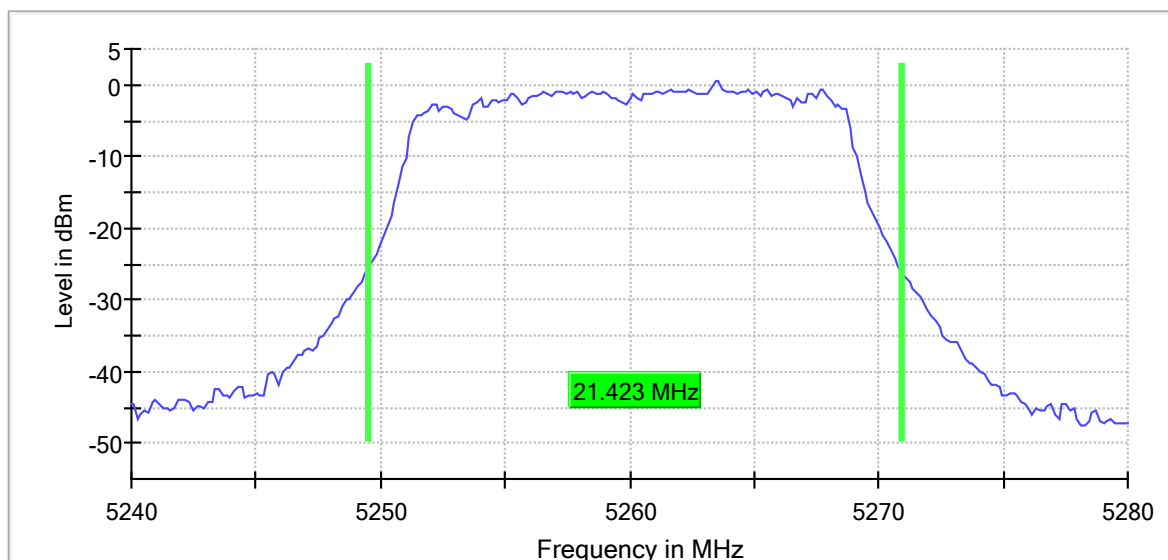
26 dB Bandwidth

DUT Frequency (MHz)	Bandwidth (MHz)	Limit Min (MHz)	Limit Max (MHz)	Band Edge Left (MHz)	Band Edge Right (MHz)
5260.000000	21.423221	---	---	5249.513109	5270.936330

(continuation of the "26 dB Bandwidth" table from column 6 ...)

DUT Frequency (MHz)	Max Level (dBm)	Result
5260.000000	0.6	PASS

26 dB Bandwidth



Measurement

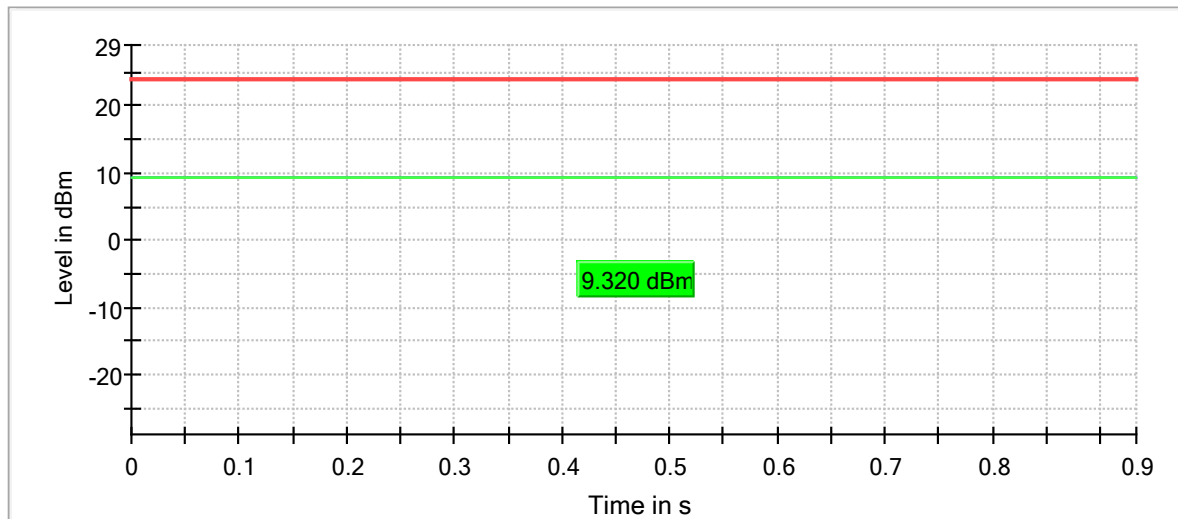
Setting	Instrument Value	Target Value
Start Frequency	5.24000 GHz	5.24000 GHz
Stop Frequency	5.28000 GHz	5.28000 GHz
Span	40.000 MHz	40.000 MHz
RBW	300.000 kHz	~ 300.000 kHz
VBW	1.000 MHz	>= 900.000 kHz
SweepPoints	267	~ 267
Sweeptime	18.930 μs	AUTO
Reference Level	0.000 dBm	0.000 dBm
Attenuation	20.000 dB	AUTO
Detector	MaxPeak	MaxPeak
SweepCount	200	200
Filter	3 dB	3 dB
Trace Mode	Max Hold	Max Hold
Sweeptype	FFT	AUTO
Preamp	off	off
Stablemode	Trace	Trace
Stablevalue	1.00 dB	1.00 dB
Run	5 / max. 150	max. 150
Stable	1 / 1	1
Max Stable Difference	0.87 dB	1.00 dB

RF output power (5260 MHz; 20.000 dBm; 20 MHz)

Result

DUT Frequency (MHz)	Gated RMS (dBm)	Limit Max (dBm)	Gated EIRP (dBm)	DutyCycle (%)	Result
5260.000000	9.3	24.0	9.3	93.625	PASS

Gated Trace



— Gated Trace
 — Overall
 — Limit

OSP PowerMeter settings

Setting	Instrument Value	Target Value
Measurement Time	1.000 s	1.000 s
Points	1000000	1000000
Time resolution	1.000 μ s	1.000 μ s

Power Spectral Density (5260 MHz; 20.000 dBm; 20 MHz)

Customized settings.

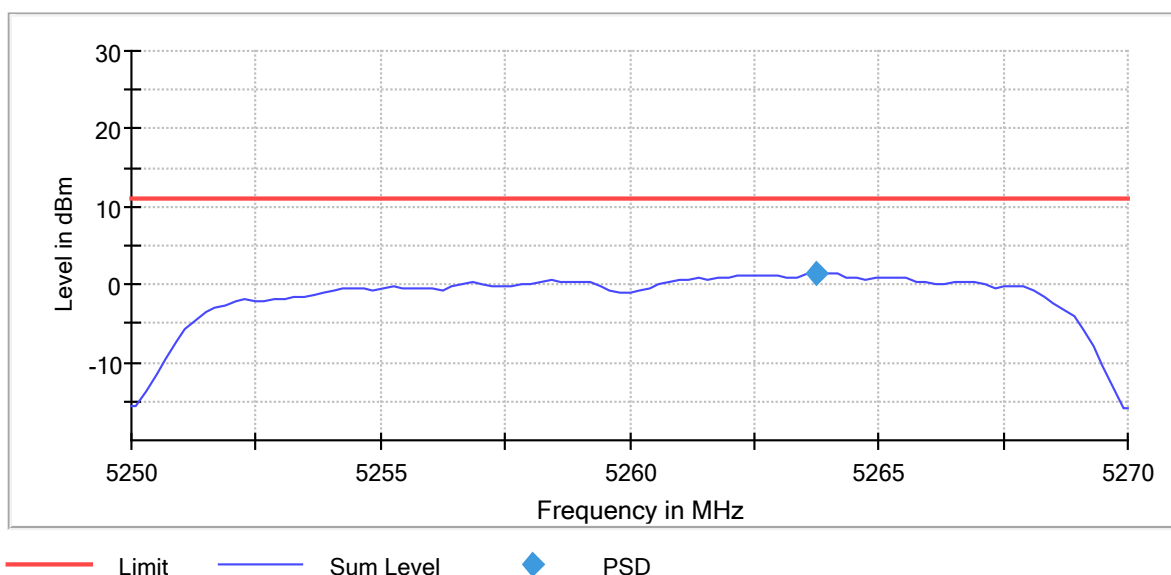
Result

DUT Frequency (MHz)	Frequency (MHz)	PSD (dBm)	Limit Max (dBm)	Result
5260.000000	5263.762376	1.529	11.0	PASS

Ports

Port	Duty Cycle (%)
1	0.000

Power Spectral Density



Measurement

Setting	Instrument Value	Target Value
Start Frequency	5.25000 GHz	5.25000 GHz
Stop Frequency	5.27000 GHz	5.27000 GHz
Span	20.000 MHz	20.000 MHz
RBW	1.000 MHz	<= 1.000 MHz
VBW	3.000 MHz	>= 3.000 MHz
SweepPoints	101	~ 40
Sweeptime	11.000 µs	10.100 µs
Reference Level	0.000 dBm	0.000 dBm
Attenuation	20.000 dB	AUTO
Detector	RMS	RMS
SweepCount	100	100
Filter	3 dB	3 dB
Trace Mode	Max Hold	Max Hold
Sweeptype	FFT	AUTO
Preamp	off	off
Stablemode	Trace	Trace
Stablevalue	0.30 dB	0.30 dB
Run	7 / max. 15	max. 15
Stable	1 / 1	1
Max Stable Difference	0.28 dB	0.30 dB

Occupied Channel Bandwidth 99% (5260 MHz; 20.000 dBm; 20 MHz)

Customized settings.

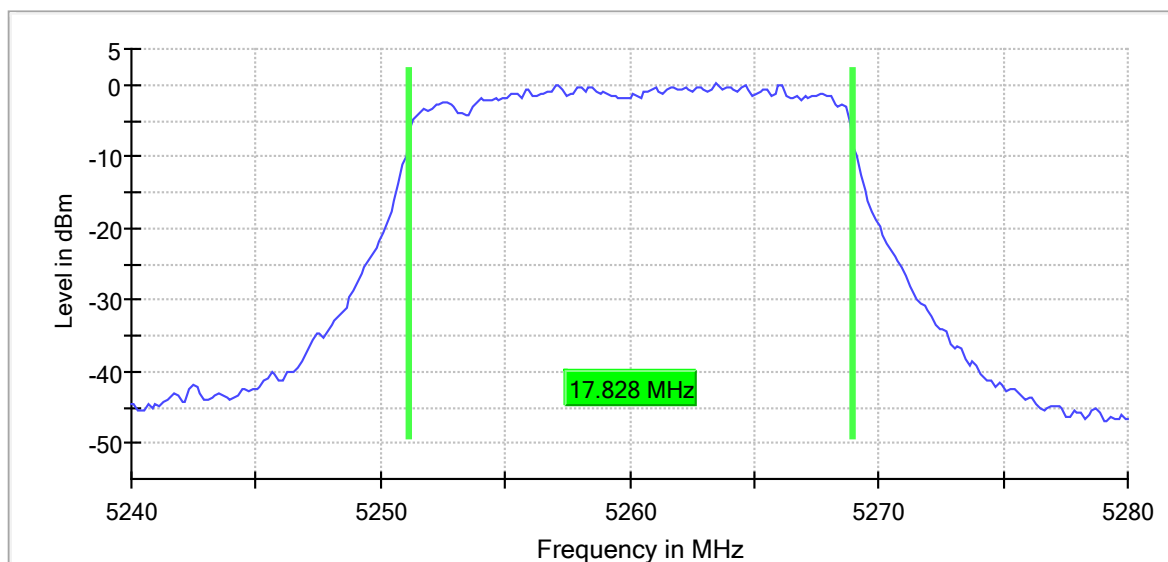
99 % Bandwidth

DUT Frequency (MHz)	Bandwidth (MHz)	Limit Min (MHz)	Limit Max (MHz)	Band Edge Left (MHz)	Band Edge Right (MHz)
5260.000000	17.827715	---	---	5251.161049	5268.988764

(continuation of the "99 % Bandwidth" table from column 6 ...)

DUT Frequency (MHz)	Result
5260.000000	PASS

99 % Bandwidth



Measurement

Setting	Instrument Value	Target Value
Start Frequency	5.24000 GHz	5.24000 GHz
Stop Frequency	5.28000 GHz	5.28000 GHz
Span	40.000 MHz	40.000 MHz
RBW	300.000 kHz	>= 300.000 kHz
VBW	1.000 MHz	>= 900.000 kHz
SweepPoints	267	~ 267
Sweeptime	18.930 µs	AUTO
Reference Level	0.000 dBm	0.000 dBm
Attenuation	20.000 dB	AUTO
Detector	MaxPeak	MaxPeak
SweepCount	200	200
Filter	3 dB	3 dB
Trace Mode	Max Hold	Max Hold
Sweeptype	FFT	AUTO
Preamp	off	off
Stablemode	Trace	Trace
Stablevalue	0.30 dB	0.30 dB
Run	15 / max. 150	max. 150
Stable	1 / 1	1
Max Stable Difference	0.30 dB	0.30 dB

Emission Bandwidth 26 dB (5300 MHz; 20.000 dBm; 20 MHz)

Customized settings.

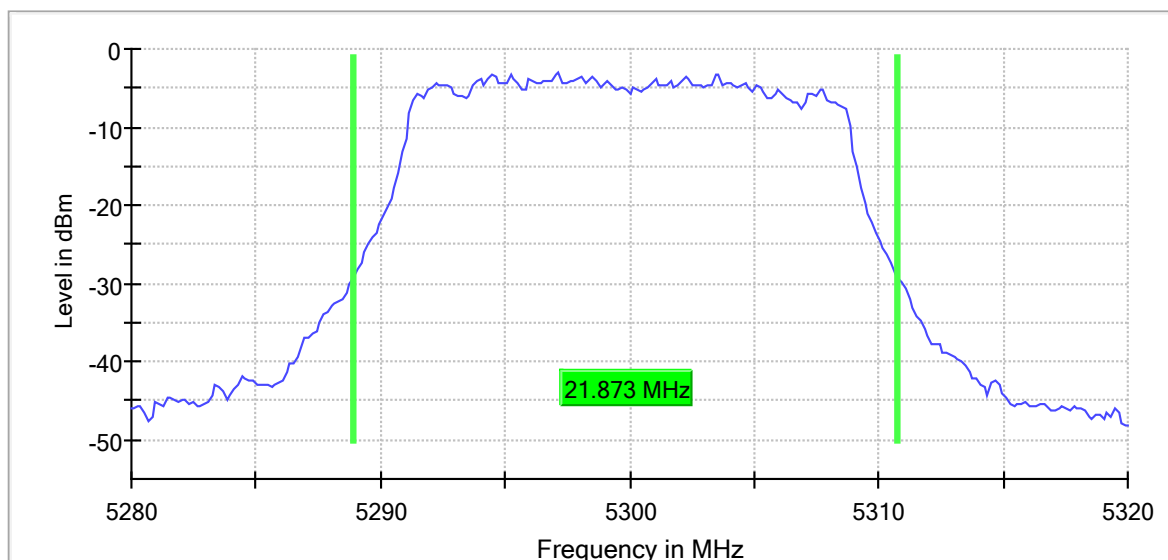
26 dB Bandwidth

DUT Frequency (MHz)	Bandwidth (MHz)	Limit Min (MHz)	Limit Max (MHz)	Band Edge Left (MHz)	Band Edge Right (MHz)
5300.000000	21.872659	---	---	5288.913858	5310.786517

(continuation of the "26 dB Bandwidth" table from column 6 ...)

DUT Frequency (MHz)	Max Level (dBm)	Result
5300.000000	-3.1	PASS

26 dB Bandwidth



Measurement

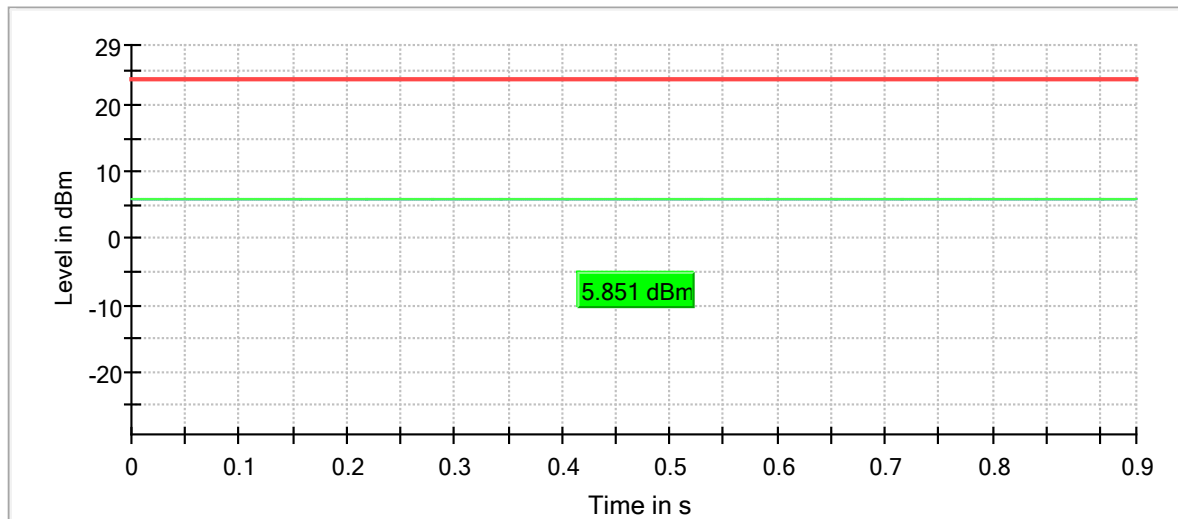
Setting	Instrument Value	Target Value
Start Frequency	5.28000 GHz	5.28000 GHz
Stop Frequency	5.32000 GHz	5.32000 GHz
Span	40.000 MHz	40.000 MHz
RBW	300.000 kHz	~ 300.000 kHz
VBW	1.000 MHz	>= 900.000 kHz
SweepPoints	267	~ 267
Sweeptime	18.930 μ s	AUTO
Reference Level	0.000 dBm	0.000 dBm
Attenuation	20.000 dB	AUTO
Detector	MaxPeak	MaxPeak
SweepCount	200	200
Filter	3 dB	3 dB
Trace Mode	Max Hold	Max Hold
Sweeptype	FFT	AUTO
Preamp	off	off
Stablemode	Trace	Trace
Stablevalue	1.00 dB	1.00 dB
Run	6 / max. 150	max. 150
Stable	1 / 1	1
Max Stable Difference	0.81 dB	1.00 dB

RF output power (5300 MHz; 20.000 dBm; 20 MHz)

Result

DUT Frequency (MHz)	Gated RMS (dBm)	Limit Max (dBm)	Gated EIRP (dBm)	DutyCycle (%)	Result
5300.000000	5.9	24.0	5.9	93.676	PASS

Gated Trace



— Gated Trace
 — Overall
 — Limit

OSP PowerMeter settings

Setting	Instrument Value	Target Value
Measurement Time	1.000 s	1.000 s
Points	1000000	1000000
Time resolution	1.000 μ s	1.000 μ s

Power Spectral Density (5300 MHz; 20.000 dBm; 20 MHz)

Customized settings.

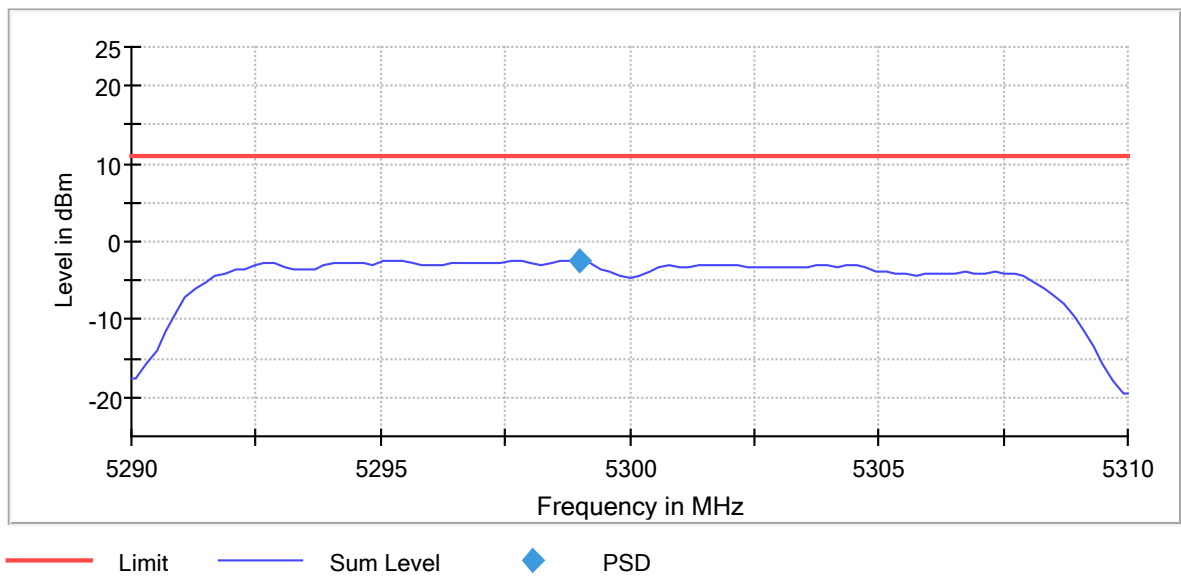
Result

DUT Frequency (MHz)	Frequency (MHz)	PSD (dBm)	Limit Max (dBm)	Result
5300.000000	5299.009901	-2.411	11.0	PASS

Ports

Port	Duty Cycle (%)
1	0.000

Power Spectral Density



Measurement

Setting	Instrument Value	Target Value
Start Frequency	5.29000 GHz	5.29000 GHz
Stop Frequency	5.31000 GHz	5.31000 GHz
Span	20.000 MHz	20.000 MHz
RBW	1.000 MHz	<= 1.000 MHz
VBW	3.000 MHz	>= 3.000 MHz
SweepPoints	101	~ 40
Sweeptime	11.000 μ s	10.100 μ s
Reference Level	0.000 dBm	0.000 dBm
Attenuation	20.000 dB	AUTO
Detector	RMS	RMS
SweepCount	100	100
Filter	3 dB	3 dB
Trace Mode	Max Hold	Max Hold
SweepType	FFT	AUTO
Preamp	off	off
Stablemode	Trace	Trace
Stablevalue	0.30 dB	0.30 dB
Run	8 / max. 15	max. 15
Stable	1 / 1	1
Max Stable Difference	0.23 dB	0.30 dB

Occupied Channel Bandwidth 99% (5300 MHz; 20.000 dBm; 20 MHz)

Customized settings.

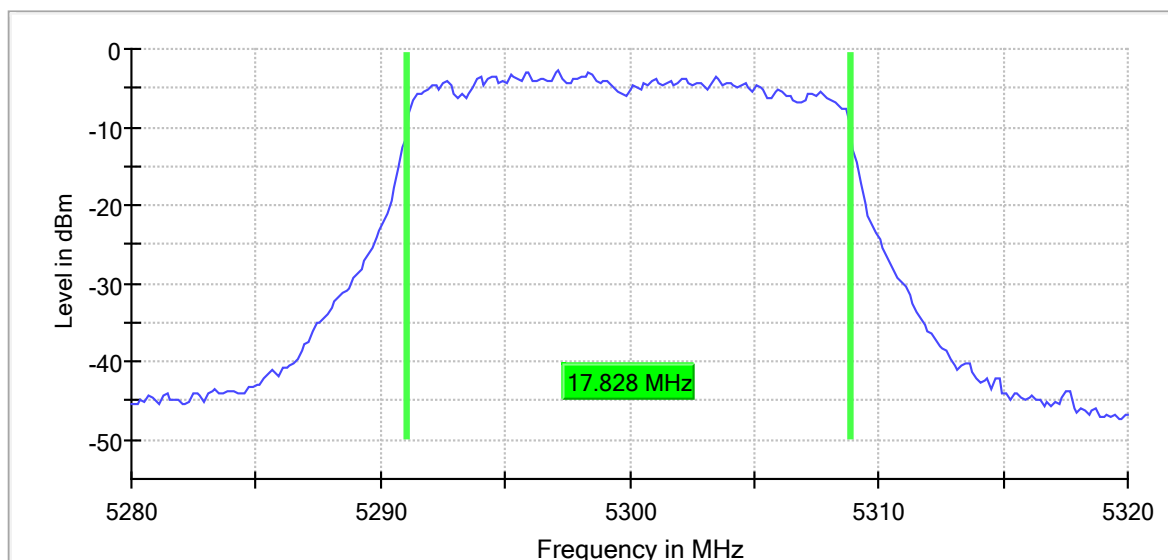
99 % Bandwidth

DUT Frequency (MHz)	Bandwidth (MHz)	Limit Min (MHz)	Limit Max (MHz)	Band Edge Left (MHz)	Band Edge Right (MHz)
5300.000000	17.827715	---	---	5291.011236	5308.838951

(continuation of the "99 % Bandwidth" table from column 6 ...)

DUT Frequency (MHz)	Result
5300.000000	PASS

99 % Bandwidth



Measurement

Setting	Instrument Value	Target Value
Start Frequency	5.28000 GHz	5.28000 GHz
Stop Frequency	5.32000 GHz	5.32000 GHz
Span	40.000 MHz	40.000 MHz
RBW	300.000 kHz	>= 300.000 kHz
VBW	1.000 MHz	>= 900.000 kHz
SweepPoints	267	~ 267
Sweeptime	18.930 µs	AUTO
Reference Level	0.000 dBm	0.000 dBm
Attenuation	20.000 dB	AUTO
Detector	MaxPeak	MaxPeak
SweepCount	200	200
Filter	3 dB	3 dB
Trace Mode	Max Hold	Max Hold
Sweeptype	FFT	AUTO
Preamp	off	off
Stablemode	Trace	Trace
Stablevalue	0.30 dB	0.30 dB
Run	13 / max. 150	max. 150
Stable	1 / 1	1
Max Stable Difference	0.16 dB	0.30 dB

Emission Bandwidth 26 dB (5320 MHz; 20.000 dBm; 20 MHz)

Customized settings.

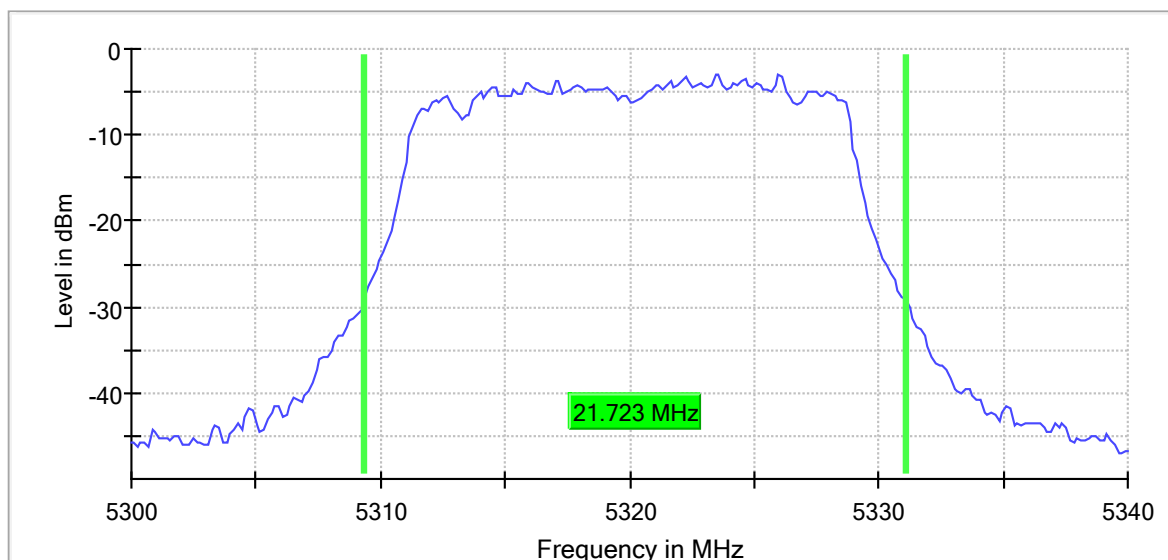
26 dB Bandwidth

DUT Frequency (MHz)	Bandwidth (MHz)	Limit Min (MHz)	Limit Max (MHz)	Band Edge Left (MHz)	Band Edge Right (MHz)
5320.000000	21.722846	---	---	5309.363296	5331.086142

(continuation of the "26 dB Bandwidth" table from column 6 ...)

DUT Frequency (MHz)	Max Level (dBm)	Result
5320.000000	-2.9	PASS

26 dB Bandwidth



Measurement

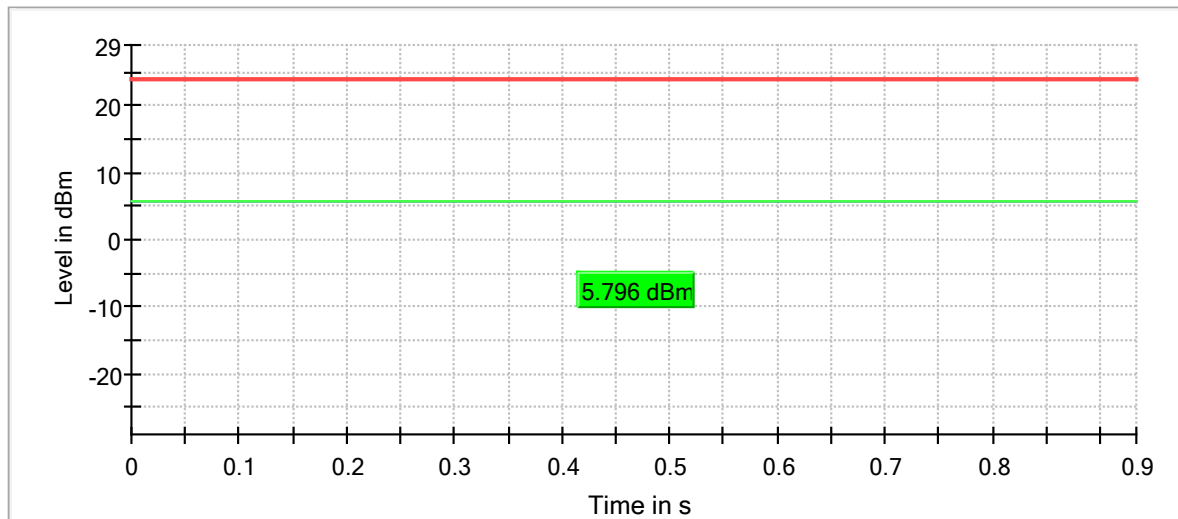
Setting	Instrument Value	Target Value
Start Frequency	5.30000 GHz	5.30000 GHz
Stop Frequency	5.34000 GHz	5.34000 GHz
Span	40.000 MHz	40.000 MHz
RBW	300.000 kHz	~ 300.000 kHz
VBW	1.000 MHz	>= 900.000 kHz
SweepPoints	267	~ 267
Sweeptime	18.930 μ s	AUTO
Reference Level	0.000 dBm	0.000 dBm
Attenuation	20.000 dB	AUTO
Detector	MaxPeak	MaxPeak
SweepCount	200	200
Filter	3 dB	3 dB
Trace Mode	Max Hold	Max Hold
Sweeptype	FFT	AUTO
Preamp	off	off
Stablemode	Trace	Trace
Stablevalue	1.00 dB	1.00 dB
Run	6 / max. 150	max. 150
Stable	1 / 1	1
Max Stable Difference	0.61 dB	1.00 dB

RF output power (5320 MHz; 20.000 dBm; 20 MHz)

Result

DUT Frequency (MHz)	Gated RMS (dBm)	Limit Max (dBm)	Gated EIRP (dBm)	DutyCycle (%)	Result
5320.000000	5.8	24.0	5.8	93.656	PASS

Gated Trace



— Gated Trace
 — Overall
 — Limit

OSP PowerMeter settings

Setting	Instrument Value	Target Value
Measurement Time	1.000 s	1.000 s
Points	1000000	1000000
Time resolution	1.000 μ s	1.000 μ s

Power Spectral Density (5320 MHz; 20.000 dBm; 20 MHz)

Customized settings.

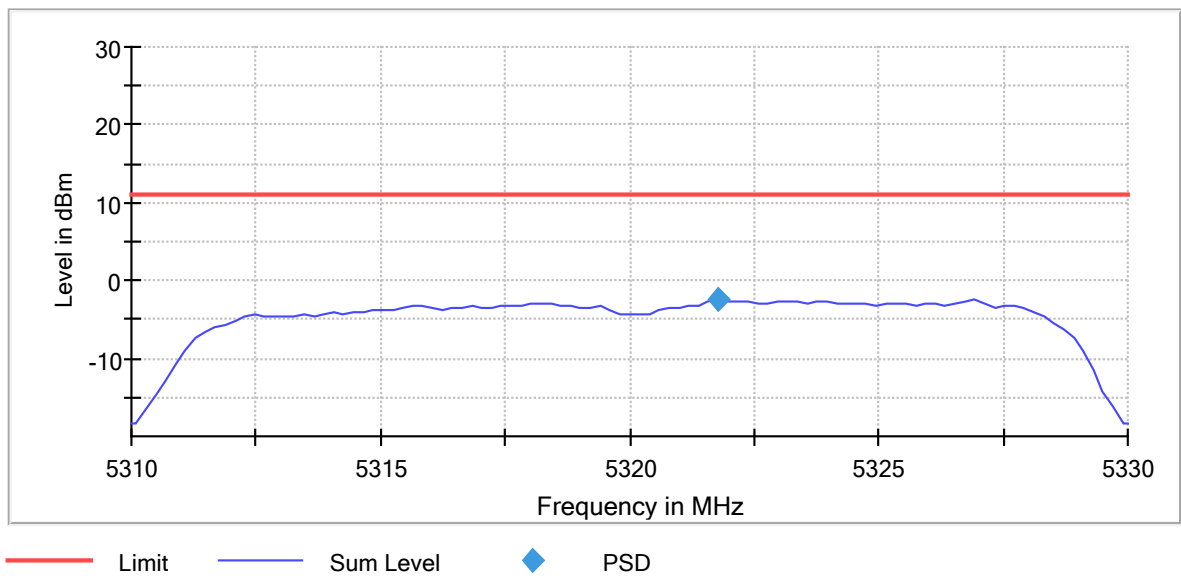
Result

DUT Frequency (MHz)	Frequency (MHz)	PSD (dBm)	Limit Max (dBm)	Result
5320.000000	5321.782178	-2.518	11.0	PASS

Ports

Port	Duty Cycle (%)
1	0.000

Power Spectral Density



Measurement

Setting	Instrument Value	Target Value
Start Frequency	5.31000 GHz	5.31000 GHz
Stop Frequency	5.33000 GHz	5.33000 GHz
Span	20.000 MHz	20.000 MHz
RBW	1.000 MHz	<= 1.000 MHz
VBW	3.000 MHz	>= 3.000 MHz
SweepPoints	101	~ 40
Sweeptime	11.000 μ s	10.100 μ s
Reference Level	0.000 dBm	0.000 dBm
Attenuation	20.000 dB	AUTO
Detector	RMS	RMS
SweepCount	100	100
Filter	3 dB	3 dB
Trace Mode	Max Hold	Max Hold
SweepType	FFT	AUTO
Preamp	off	off
Stablemode	Trace	Trace
Stablevalue	0.30 dB	0.30 dB
Run	9 / max. 15	max. 15
Stable	1 / 1	1
Max Stable Difference	0.15 dB	0.30 dB

Occupied Channel Bandwidth 99% (5320 MHz; 20.000 dBm; 20 MHz)

Customized settings.

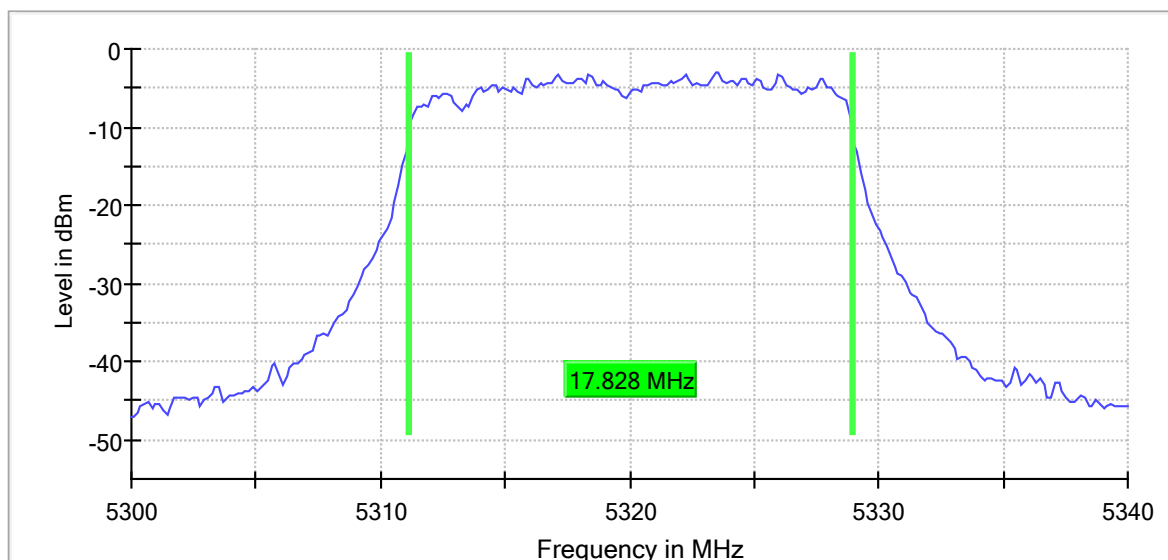
99 % Bandwidth

DUT Frequency (MHz)	Bandwidth (MHz)	Limit Min (MHz)	Limit Max (MHz)	Band Edge Left (MHz)	Band Edge Right (MHz)
5320.000000	17.827715	---	---	5311.161049	5328.988764

(continuation of the "99 % Bandwidth" table from column 6 ...)

DUT Frequency (MHz)	Result
5320.000000	PASS

99 % Bandwidth



Measurement

Setting	Instrument Value	Target Value
Start Frequency	5.30000 GHz	5.30000 GHz
Stop Frequency	5.34000 GHz	5.34000 GHz
Span	40.000 MHz	40.000 MHz
RBW	300.000 kHz	>= 300.000 kHz
VBW	1.000 MHz	>= 900.000 kHz
SweepPoints	267	~ 267
Sweeptime	18.930 µs	AUTO
Reference Level	0.000 dBm	0.000 dBm
Attenuation	20.000 dB	AUTO
Detector	MaxPeak	MaxPeak
SweepCount	200	200
Filter	3 dB	3 dB
Trace Mode	Max Hold	Max Hold
Sweeptype	FFT	AUTO
Preamp	off	off
Stablemode	Trace	Trace
Stablevalue	0.30 dB	0.30 dB
Run	10 / max. 150	max. 150
Stable	1 / 1	1
Max Stable Difference	0.20 dB	0.30 dB

Emission Bandwidth 26 dB (5500 MHz; 20.000 dBm; 20 MHz)

Customized settings.

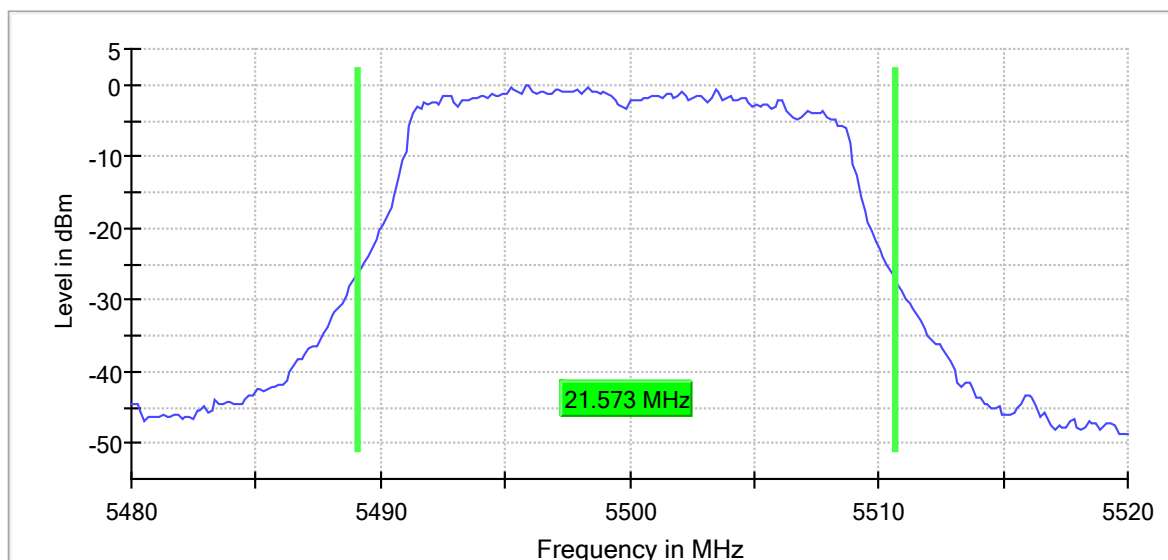
26 dB Bandwidth

DUT Frequency (MHz)	Bandwidth (MHz)	Limit Min (MHz)	Limit Max (MHz)	Band Edge Left (MHz)	Band Edge Right (MHz)
5500.000000	21.573034	---	---	5489.063670	5510.636704

(continuation of the "26 dB Bandwidth" table from column 6 ...)

DUT Frequency (MHz)	Max Level (dBm)	Result
5500.000000	-0.1	PASS

26 dB Bandwidth



Measurement

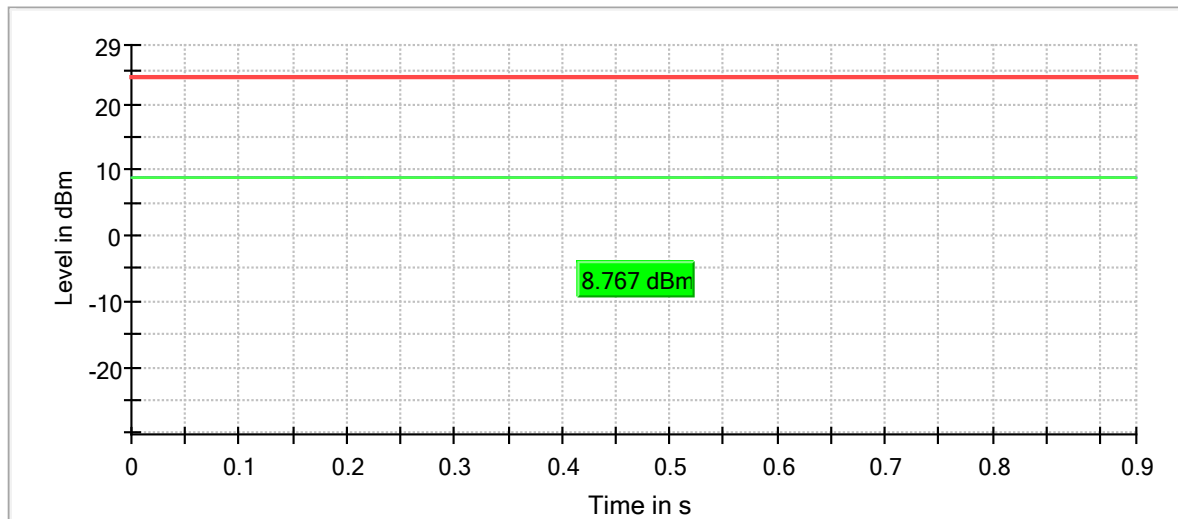
Setting	Instrument Value	Target Value
Start Frequency	5.48000 GHz	5.48000 GHz
Stop Frequency	5.52000 GHz	5.52000 GHz
Span	40.000 MHz	40.000 MHz
RBW	300.000 kHz	~ 300.000 kHz
VBW	1.000 MHz	>= 900.000 kHz
SweepPoints	267	~ 267
Sweeptime	18.930 μ s	AUTO
Reference Level	0.000 dBm	0.000 dBm
Attenuation	20.000 dB	AUTO
Detector	MaxPeak	MaxPeak
SweepCount	200	200
Filter	3 dB	3 dB
Trace Mode	Max Hold	Max Hold
Sweeptype	FFT	AUTO
Preamp	off	off
Stablemode	Trace	Trace
Stablevalue	1.00 dB	1.00 dB
Run	9 / max. 150	max. 150
Stable	1 / 1	1
Max Stable Difference	0.63 dB	1.00 dB

RF output power (5500 MHz; 20.000 dBm; 20 MHz)

Result

DUT Frequency (MHz)	Gated RMS (dBm)	Limit Max (dBm)	Gated EIRP (dBm)	DutyCycle (%)	Result
5500.000000	8.8	24.0	8.8	93.723	PASS

Gated Trace



— Gated Trace
 — Overall
 — Limit

OSP PowerMeter settings

Setting	Instrument Value	Target Value
Measurement Time	1.000 s	1.000 s
Points	1000000	1000000
Time resolution	1.000 μ s	1.000 μ s

Power Spectral Density (5500 MHz; 20.000 dBm; 20 MHz)

Customized settings.

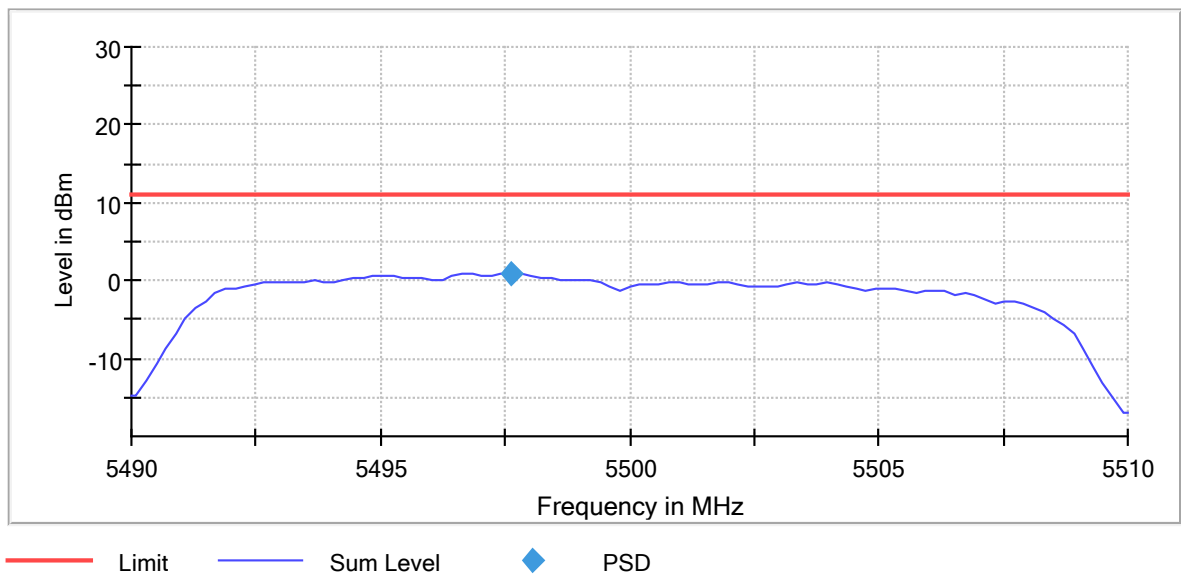
Result

DUT Frequency (MHz)	Frequency (MHz)	PSD (dBm)	Limit Max (dBm)	Result
5500.000000	5497.623762	0.967	11.0	PASS

Ports

Port	Duty Cycle (%)
1	0.000

Power Spectral Density



Measurement

Setting	Instrument Value	Target Value
Start Frequency	5.49000 GHz	5.49000 GHz
Stop Frequency	5.51000 GHz	5.51000 GHz
Span	20.000 MHz	20.000 MHz
RBW	1.000 MHz	<= 1.000 MHz
VBW	3.000 MHz	>= 3.000 MHz
SweepPoints	101	~ 40
Sweeptime	11.000 μ s	10.100 μ s
Reference Level	0.000 dBm	0.000 dBm
Attenuation	20.000 dB	AUTO
Detector	RMS	RMS
SweepCount	100	100
Filter	3 dB	3 dB
Trace Mode	Max Hold	Max Hold
Sweeptype	FFT	AUTO
Preamp	off	off
Stablemode	Trace	Trace
Stablevalue	0.30 dB	0.30 dB
Run	11 / max. 15	max. 15
Stable	1 / 1	1
Max Stable Difference	0.12 dB	0.30 dB

Occupied Channel Bandwidth 99% (5500 MHz; 20.000 dBm; 20 MHz)

Customized settings.

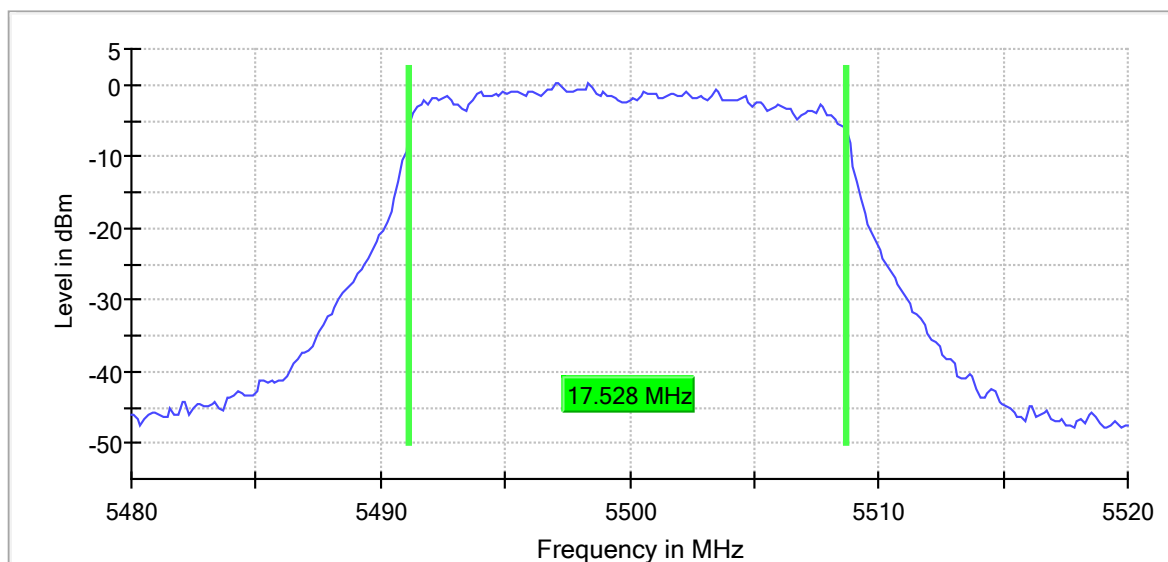
99 % Bandwidth

DUT Frequency (MHz)	Bandwidth (MHz)	Limit Min (MHz)	Limit Max (MHz)	Band Edge Left (MHz)	Band Edge Right (MHz)
5500.000000	17.528090	---	---	5491.161049	5508.689139

(continuation of the "99 % Bandwidth" table from column 6 ...)

DUT Frequency (MHz)	Result
5500.000000	PASS

99 % Bandwidth



Measurement

Setting	Instrument Value	Target Value
Start Frequency	5.48000 GHz	5.48000 GHz
Stop Frequency	5.52000 GHz	5.52000 GHz
Span	40.000 MHz	40.000 MHz
RBW	300.000 kHz	>= 300.000 kHz
VBW	1.000 MHz	>= 900.000 kHz
SweepPoints	267	~ 267
Sweeptime	18.930 µs	AUTO
Reference Level	0.000 dBm	0.000 dBm
Attenuation	20.000 dB	AUTO
Detector	MaxPeak	MaxPeak
SweepCount	200	200
Filter	3 dB	3 dB
Trace Mode	Max Hold	Max Hold
Sweeptype	FFT	AUTO
Preamp	off	off
Stablemode	Trace	Trace
Stablevalue	0.30 dB	0.30 dB
Run	13 / max. 150	max. 150
Stable	1 / 1	1
Max Stable Difference	0.23 dB	0.30 dB

Emission Bandwidth 26 dB (5580 MHz; 20.000 dBm; 20 MHz)

Customized settings.

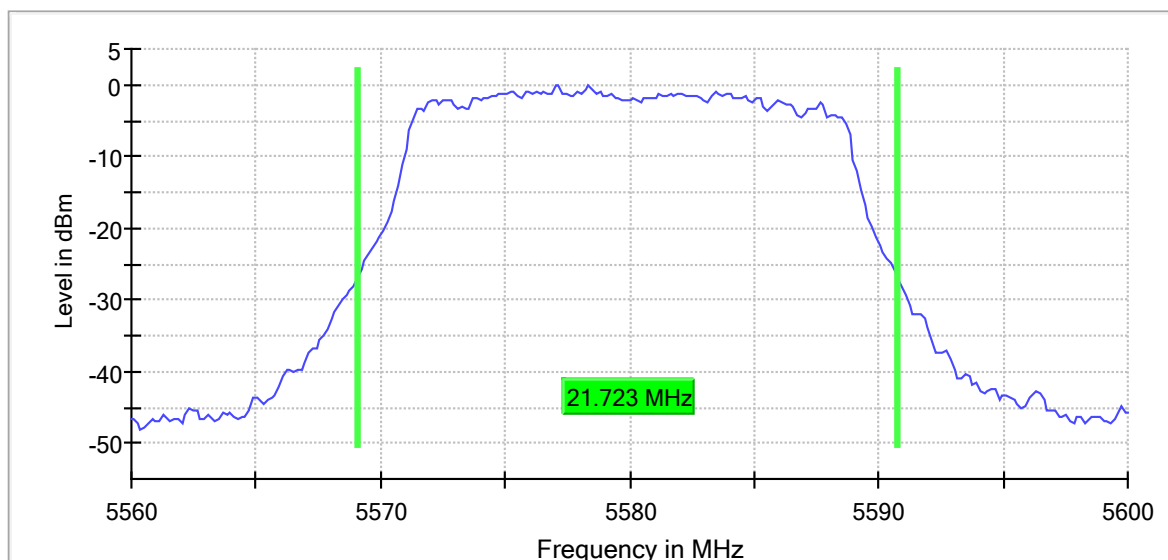
26 dB Bandwidth

DUT Frequency (MHz)	Bandwidth (MHz)	Limit Min (MHz)	Limit Max (MHz)	Band Edge Left (MHz)	Band Edge Right (MHz)
5580.000000	21.722847	---	---	5569.063670	5590.786517

(continuation of the "26 dB Bandwidth" table from column 6 ...)

DUT Frequency (MHz)	Max Level (dBm)	Result
5580.000000	0.0	PASS

26 dB Bandwidth



Measurement

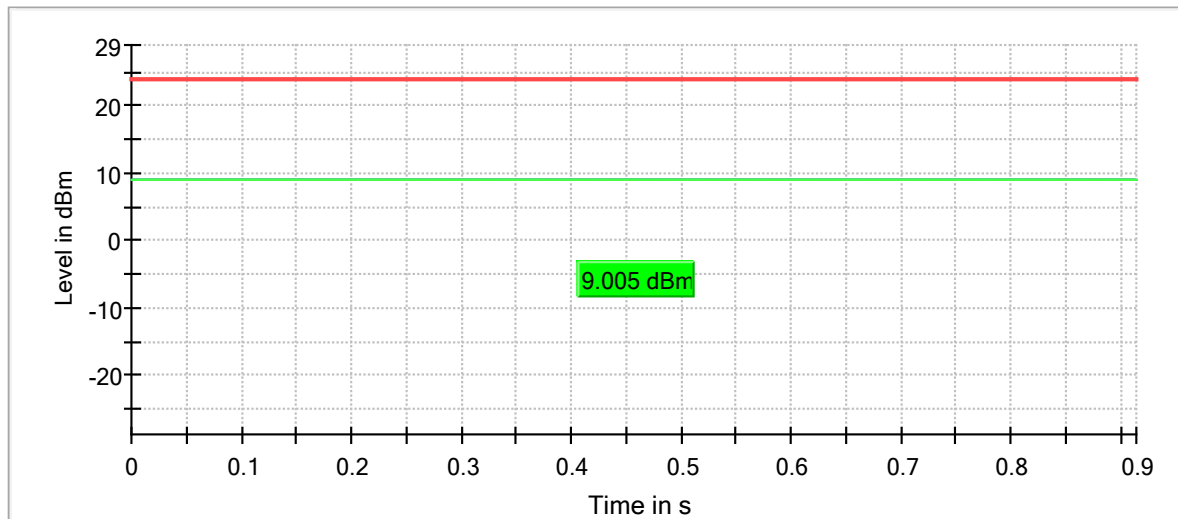
Setting	Instrument Value	Target Value
Start Frequency	5.56000 GHz	5.56000 GHz
Stop Frequency	5.60000 GHz	5.60000 GHz
Span	40.000 MHz	40.000 MHz
RBW	300.000 kHz	~ 300.000 kHz
VBW	1.000 MHz	>= 900.000 kHz
SweepPoints	267	~ 267
Sweeptime	18.930 μ s	AUTO
Reference Level	0.000 dBm	0.000 dBm
Attenuation	20.000 dB	AUTO
Detector	MaxPeak	MaxPeak
SweepCount	200	200
Filter	3 dB	3 dB
Trace Mode	Max Hold	Max Hold
Sweeptype	FFT	AUTO
Preamp	off	off
Stablemode	Trace	Trace
Stablevalue	1.00 dB	1.00 dB
Run	5 / max. 150	max. 150
Stable	1 / 1	1
Max Stable Difference	0.72 dB	1.00 dB

RF output power (5580 MHz; 20.000 dBm; 20 MHz)

Result

DUT Frequency (MHz)	Gated RMS (dBm)	Limit Max (dBm)	Gated EIRP (dBm)	DutyCycle (%)	Result
5580.000000	9.0	24.0	9.0	91.552	PASS

Gated Trace



— Gated Trace — Overall — Limit

OSP PowerMeter settings

Setting	Instrument Value	Target Value
Measurement Time	1.000 s	1.000 s
Points	1000000	1000000
Time resolution	1.000 μ s	1.000 μ s

Power Spectral Density (5580 MHz; 20.000 dBm; 20 MHz)

Customized settings.

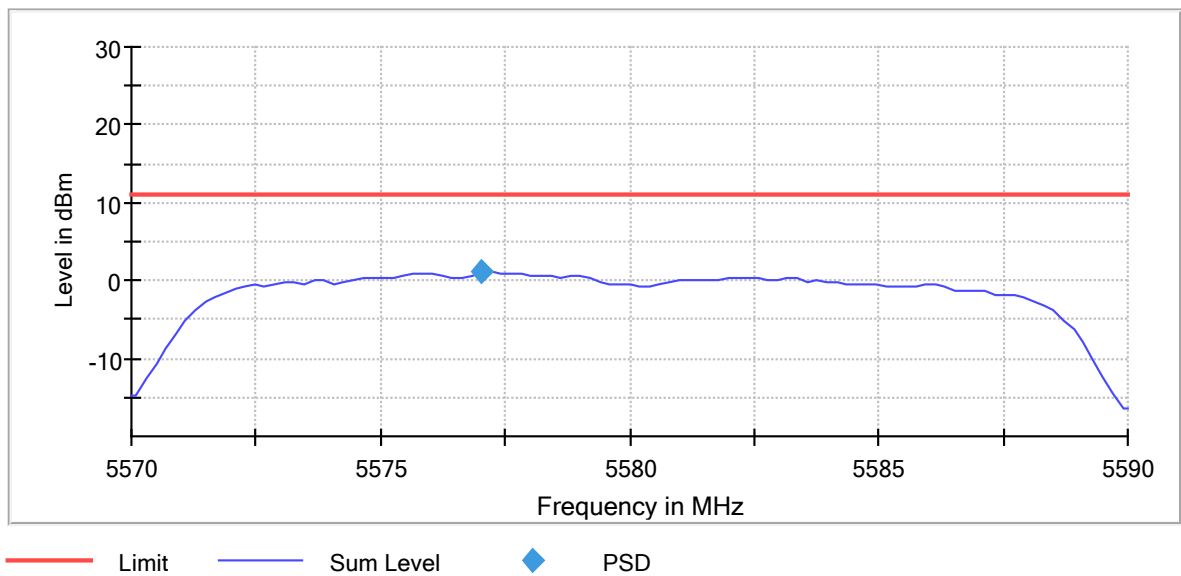
Result

DUT Frequency (MHz)	Frequency (MHz)	PSD (dBm)	Limit Max (dBm)	Result
5580.000000	5577.029703	1.085	11.0	PASS

Ports

Port	Duty Cycle (%)
1	0.000

Power Spectral Density



Measurement

Setting	Instrument Value	Target Value
Start Frequency	5.57000 GHz	5.57000 GHz
Stop Frequency	5.59000 GHz	5.59000 GHz
Span	20.000 MHz	20.000 MHz
RBW	1.000 MHz	<= 1.000 MHz
VBW	3.000 MHz	>= 3.000 MHz
SweepPoints	101	~ 40
Sweeptime	11.000 μ s	10.100 μ s
Reference Level	0.000 dBm	0.000 dBm
Attenuation	20.000 dB	AUTO
Detector	RMS	RMS
SweepCount	100	100
Filter	3 dB	3 dB
Trace Mode	Max Hold	Max Hold
SweepType	FFT	AUTO
Preamp	off	off
Stablemode	Trace	Trace
Stablevalue	0.30 dB	0.30 dB
Run	13 / max. 15	max. 15
Stable	1 / 1	1
Max Stable Difference	0.00 dB	0.30 dB

Occupied Channel Bandwidth 99% (5580 MHz; 20.000 dBm; 20 MHz)

Customized settings.

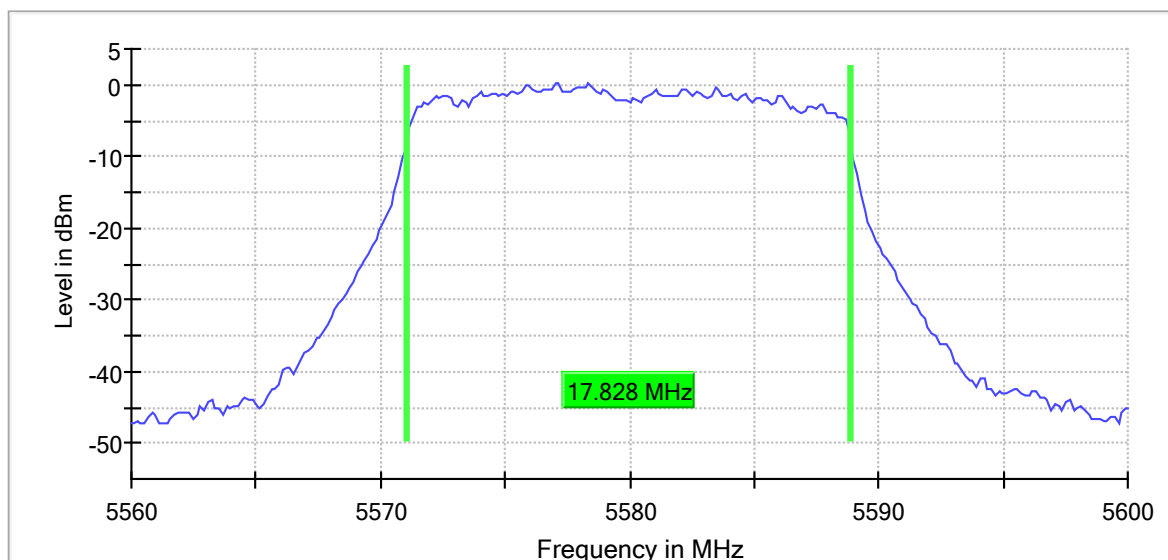
99 % Bandwidth

DUT Frequency (MHz)	Bandwidth (MHz)	Limit Min (MHz)	Limit Max (MHz)	Band Edge Left (MHz)	Band Edge Right (MHz)
5580.000000	17.827715	---	---	5571.011236	5588.838951

(continuation of the "99 % Bandwidth" table from column 6 ...)

DUT Frequency (MHz)	Result
5580.000000	PASS

99 % Bandwidth



Measurement

Setting	Instrument Value	Target Value
Start Frequency	5.56000 GHz	5.56000 GHz
Stop Frequency	5.60000 GHz	5.60000 GHz
Span	40.000 MHz	40.000 MHz
RBW	300.000 kHz	>= 300.000 kHz
VBW	1.000 MHz	>= 900.000 kHz
SweepPoints	267	~ 267
Sweeptime	18.930 µs	AUTO
Reference Level	0.000 dBm	0.000 dBm
Attenuation	20.000 dB	AUTO
Detector	MaxPeak	MaxPeak
SweepCount	200	200
Filter	3 dB	3 dB
Trace Mode	Max Hold	Max Hold
Sweeptype	FFT	AUTO
Preamp	off	off
Stablemode	Trace	Trace
Stablevalue	0.30 dB	0.30 dB
Run	14 / max. 150	max. 150
Stable	1 / 1	1
Max Stable Difference	0.03 dB	0.30 dB

Emission Bandwidth 26 dB (5700 MHz; 20.000 dBm; 20 MHz)

Customized settings.

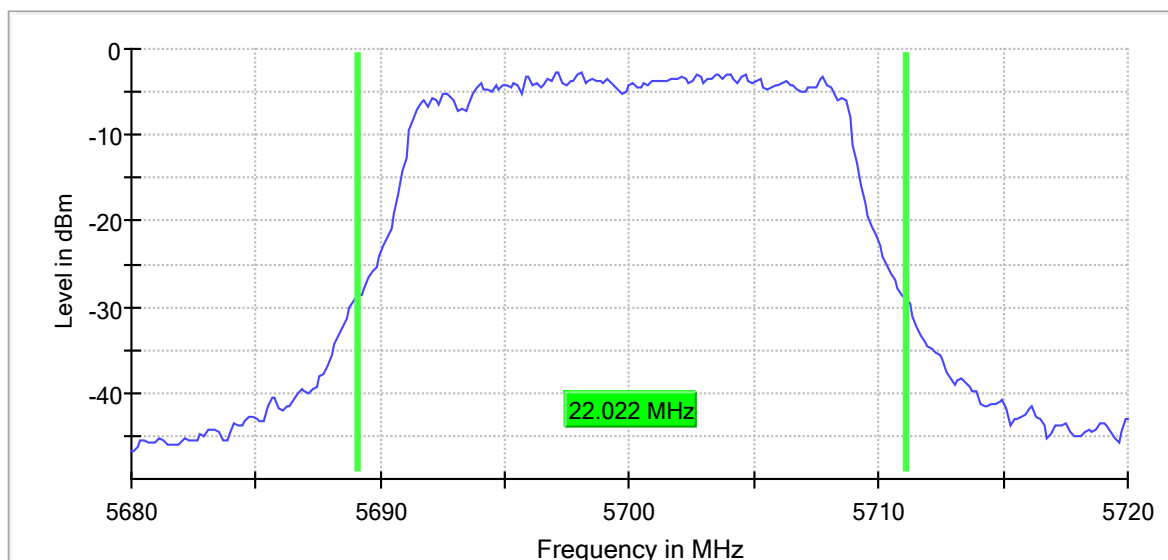
26 dB Bandwidth

DUT Frequency (MHz)	Bandwidth (MHz)	Limit Min (MHz)	Limit Max (MHz)	Band Edge Left (MHz)	Band Edge Right (MHz)
5700.000000	22.022472	---	---	5689.063670	5711.086142

(continuation of the "26 dB Bandwidth" table from column 6 ...)

DUT Frequency (MHz)	Max Level (dBm)	Result
5700.000000	-2.6	PASS

26 dB Bandwidth



Measurement

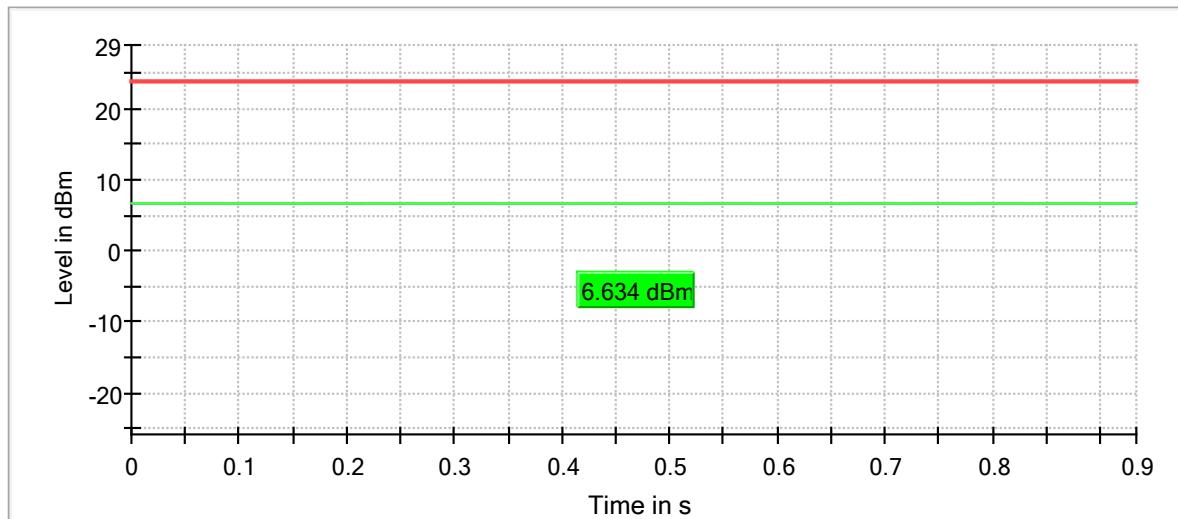
Setting	Instrument Value	Target Value
Start Frequency	5.68000 GHz	5.68000 GHz
Stop Frequency	5.72000 GHz	5.72000 GHz
Span	40.000 MHz	40.000 MHz
RBW	300.000 kHz	~ 300.000 kHz
VBW	1.000 MHz	>= 900.000 kHz
SweepPoints	267	~ 267
Sweeptime	18.930 μ s	AUTO
Reference Level	0.000 dBm	0.000 dBm
Attenuation	20.000 dB	AUTO
Detector	MaxPeak	MaxPeak
SweepCount	200	200
Filter	3 dB	3 dB
Trace Mode	Max Hold	Max Hold
Sweeptype	FFT	AUTO
Preamp	off	off
Stablemode	Trace	Trace
Stablevalue	1.00 dB	1.00 dB
Run	7 / max. 150	max. 150
Stable	1 / 1	1
Max Stable Difference	0.35 dB	1.00 dB

RF output power (5700 MHz; 20.000 dBm; 20 MHz)

Result

DUT Frequency (MHz)	Gated RMS (dBm)	Limit Max (dBm)	Gated EIRP (dBm)	DutyCycle (%)	Result
5700.000000	6.6	24.0	6.6	93.760	PASS

Gated Trace



— Gated Trace
 — Overall
 — Limit

OSP PowerMeter settings

Setting	Instrument Value	Target Value
Measurement Time	1.000 s	1.000 s
Points	1000000	1000000
Time resolution	1.000 μ s	1.000 μ s

Power Spectral Density (5700 MHz; 20.000 dBm; 20 MHz)

Customized settings.

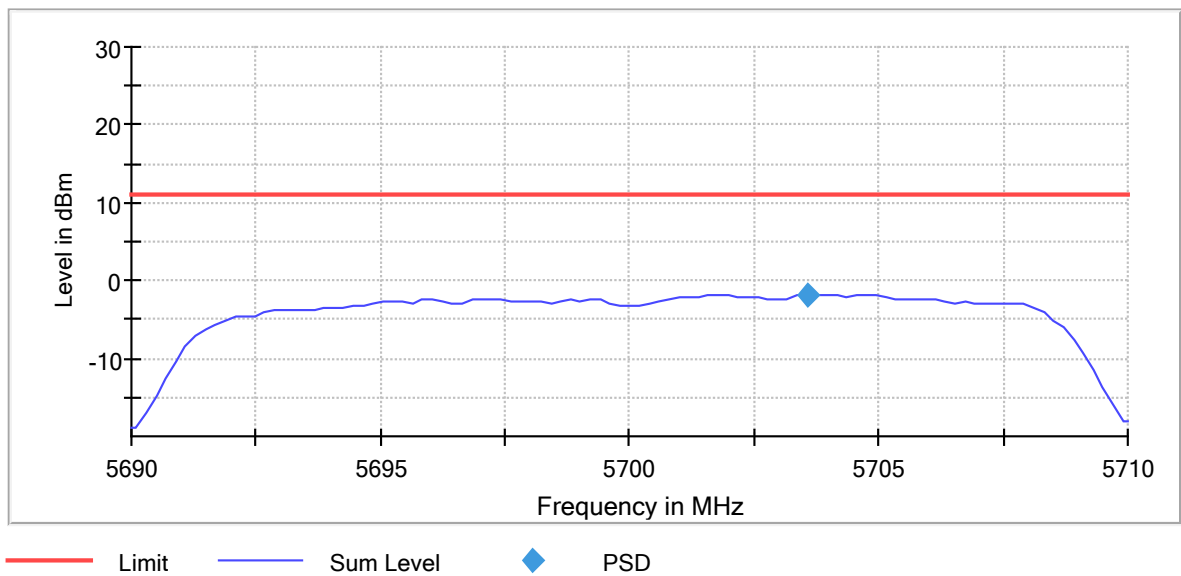
Result

DUT Frequency (MHz)	Frequency (MHz)	PSD (dBm)	Limit Max (dBm)	Result
5700.000000	5703.564356	-1.795	11.0	PASS

Ports

Port	Duty Cycle (%)
1	0.000

Power Spectral Density



Measurement

Setting	Instrument Value	Target Value
Start Frequency	5.69000 GHz	5.69000 GHz
Stop Frequency	5.71000 GHz	5.71000 GHz
Span	20.000 MHz	20.000 MHz
RBW	1.000 MHz	<= 1.000 MHz
VBW	3.000 MHz	>= 3.000 MHz
SweepPoints	101	~ 40
Sweeptime	11.000 µs	10.100 µs
Reference Level	0.000 dBm	0.000 dBm
Attenuation	20.000 dB	AUTO
Detector	RMS	RMS
SweepCount	100	100
Filter	3 dB	3 dB
Trace Mode	Max Hold	Max Hold
Sweeptype	FFT	AUTO
Preamp	off	off
Stablemode	Trace	Trace
Stablevalue	0.30 dB	0.30 dB
Run	5 / max. 15	max. 15
Stable	1 / 1	1
Max Stable Difference	0.26 dB	0.30 dB

Occupied Channel Bandwidth 99% (5700 MHz; 20.000 dBm; 20 MHz)

Customized settings.

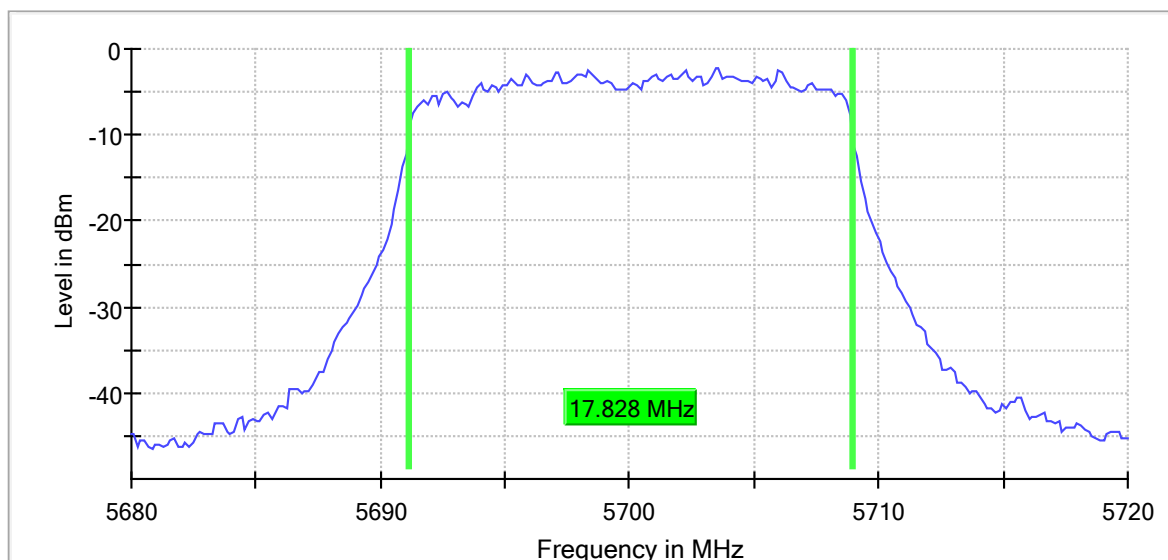
99 % Bandwidth

DUT Frequency (MHz)	Bandwidth (MHz)	Limit Min (MHz)	Limit Max (MHz)	Band Edge Left (MHz)	Band Edge Right (MHz)
5700.000000	17.827715	---	---	5691.161049	5708.988764

(continuation of the "99 % Bandwidth" table from column 6 ...)

DUT Frequency (MHz)	Result
5700.000000	PASS

99 % Bandwidth



Measurement

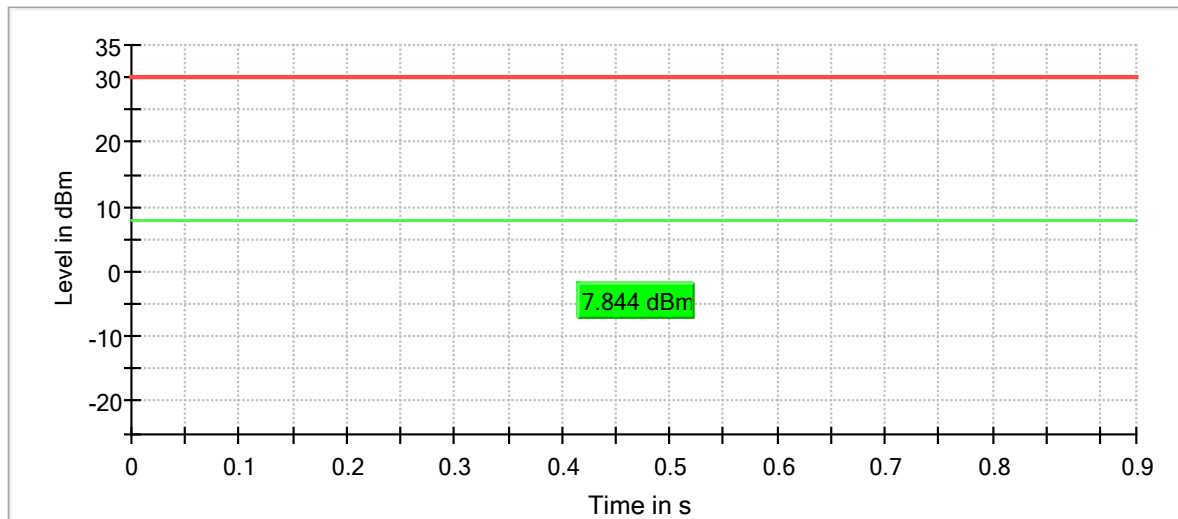
Setting	Instrument Value	Target Value
Start Frequency	5.68000 GHz	5.68000 GHz
Stop Frequency	5.72000 GHz	5.72000 GHz
Span	40.000 MHz	40.000 MHz
RBW	300.000 kHz	>= 300.000 kHz
VBW	1.000 MHz	>= 900.000 kHz
SweepPoints	267	~ 267
Sweeptime	18.930 µs	AUTO
Reference Level	0.000 dBm	0.000 dBm
Attenuation	20.000 dB	AUTO
Detector	MaxPeak	MaxPeak
SweepCount	200	200
Filter	3 dB	3 dB
Trace Mode	Max Hold	Max Hold
Sweeptype	FFT	AUTO
Preamp	off	off
Stablemode	Trace	Trace
Stablevalue	0.30 dB	0.30 dB
Run	12 / max. 150	max. 150
Stable	1 / 1	1
Max Stable Difference	0.27 dB	0.30 dB

RF output power (5745 MHz; 20.000 dBm; 20 MHz)

Result

DUT Frequency (MHz)	Gated RMS (dBm)	Limit Max (dBm)	Gated EIRP (dBm)	DutyCycle (%)	Result
5745.000000	7.8	30.0	7.8	93.626	PASS

Gated Trace



— Gated Trace
 — Overall
 — Limit

OSP PowerMeter settings

Setting	Instrument Value	Target Value
Measurement Time	1.000 s	1.000 s
Points	1000000	1000000
Time resolution	1.000 μ s	1.000 μ s

Power Spectral Density (5745 MHz; 20.000 dBm; 20 MHz)

Customized settings.

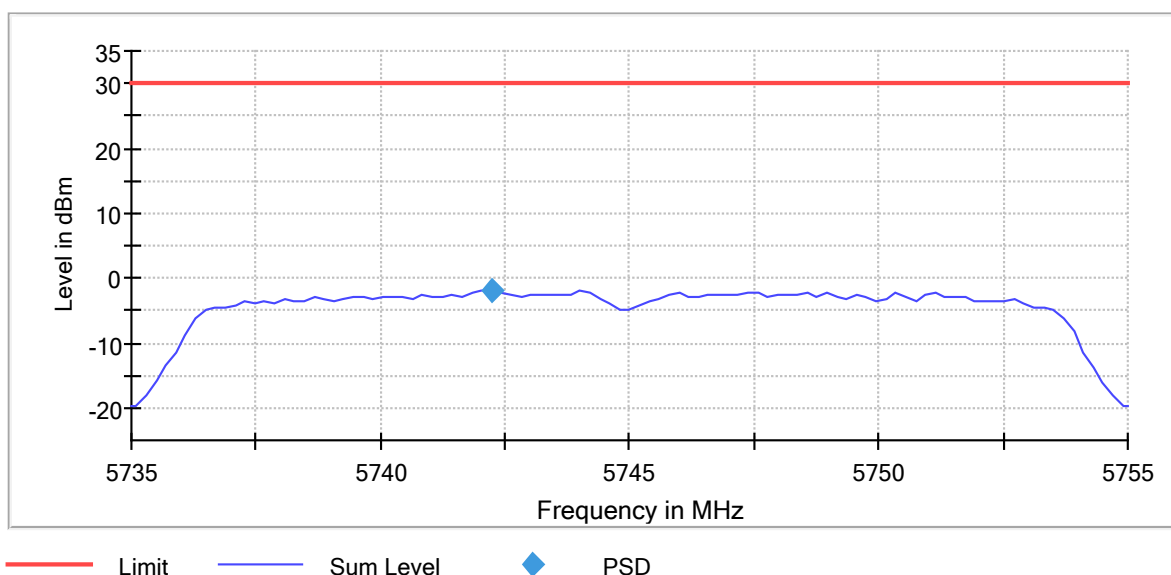
Result

DUT Frequency (MHz)	Frequency (MHz)	PSD (dBm)	Limit Max (dBm)	Result
5745.000000	5742.227723	-1.768	30.0	PASS

Ports

Port	Duty Cycle (%)
1	0.000

Power Spectral Density



Measurement

Setting	Instrument Value	Target Value
Start Frequency	5.73500 GHz	5.73500 GHz
Stop Frequency	5.75500 GHz	5.75500 GHz
Span	20.000 MHz	20.000 MHz
RBW	500.000 kHz	<= 500.000 kHz
VBW	2.000 MHz	>= 1.500 MHz
SweepPoints	101	~ 80
Sweeptime	11.000 μ s	10.100 μ s
Reference Level	0.000 dBm	0.000 dBm
Attenuation	20.000 dB	AUTO
Detector	RMS	RMS
SweepCount	100	100
Filter	3 dB	3 dB
Trace Mode	Max Hold	Max Hold
Sweeptype	FFT	AUTO
Preamp	off	off
Stablemode	Trace	Trace
Stablevalue	0.30 dB	0.30 dB
Run	14 / max. 15	max. 15
Stable	1 / 1	1
Max Stable Difference	0.00 dB	0.30 dB

Minimum Emission Bandwidth 6 dB (5745 MHz; 20.000 dBm; 20 MHz)

Customized settings.

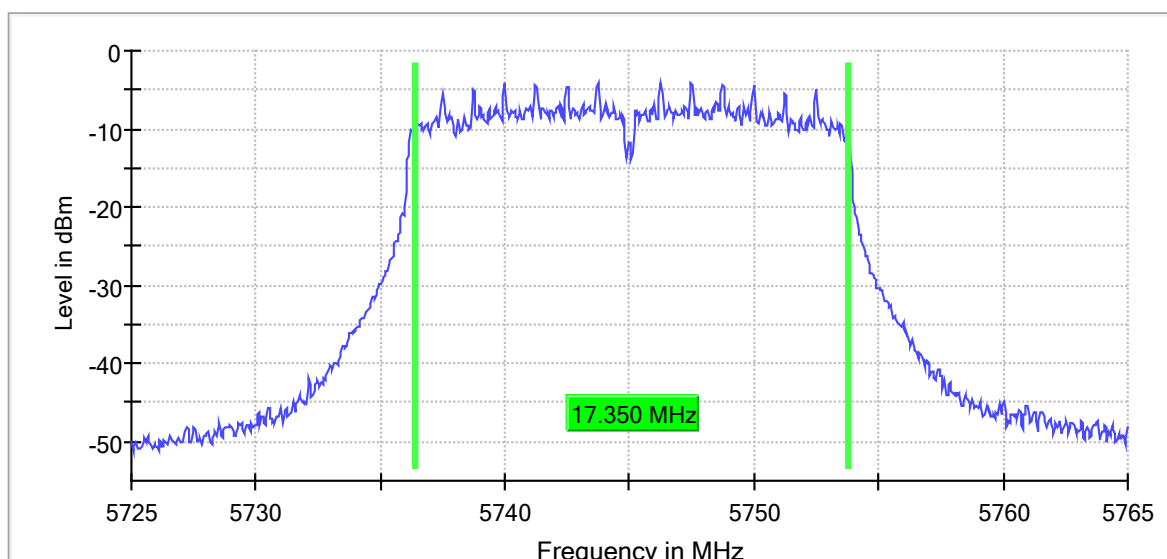
6 dB Bandwidth

DUT Frequency (MHz)	Bandwidth (MHz)	Limit Min (MHz)	Limit Max (MHz)	Band Edge Left (MHz)	Band Edge Right (MHz)
5745.000000	17.350000	0.500000	---	5736.425000	5753.775000

(continuation of the "6 dB Bandwidth" table from column 6 ...)

DUT Frequency (MHz)	Max Level (dBm)	Result
5745.000000	-4.0	PASS

6 dB Bandwidth



Measurement

Setting	Instrument Value	Target Value
Start Frequency	5.72500 GHz	5.72500 GHz
Stop Frequency	5.76500 GHz	5.76500 GHz
Span	40.000 MHz	40.000 MHz
RBW	100.000 kHz	~ 100.000 kHz
VBW	300.000 kHz	~ 300.000 kHz
SweepPoints	800	~ 800
Sweptime	56.836 µs	AUTO
Reference Level	0.000 dBm	0.000 dBm
Attenuation	20.000 dB	AUTO
Detector	MaxPeak	MaxPeak
SweepCount	200	200
Filter	3 dB	3 dB
Trace Mode	Max Hold	Max Hold
SweepType	FFT	AUTO
Preamp	off	off
Stablemode	Trace	Trace
Stablevalue	0.30 dB	0.30 dB
Run	15 / max. 150	max. 150
Stable	1 / 1	1

Max Stable Difference	0.21 dB	0.30 dB
------------------------------	----------------	----------------

Occupied Channel Bandwidth 99% (5745 MHz; 20.000 dBm; 20 MHz)

Customized settings.

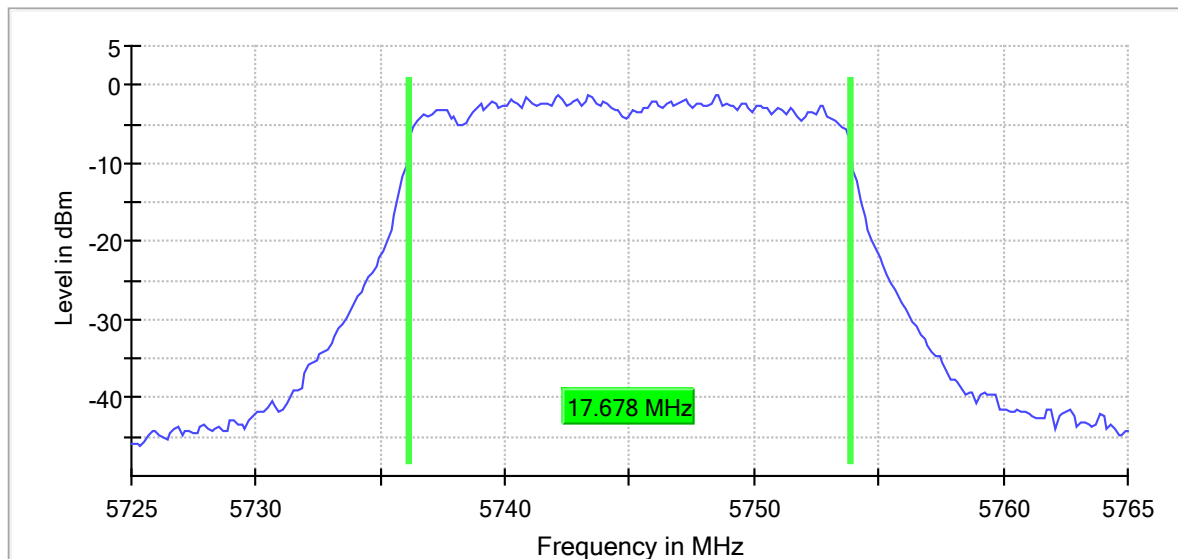
99 % Bandwidth

DUT Frequency (MHz)	Bandwidth (MHz)	Limit Min (MHz)	Limit Max (MHz)	Band Edge Left (MHz)	Band Edge Right (MHz)
5745.000000	17.677902	---	---	5736.161049	5753.838951

(continuation of the "99 % Bandwidth" table from column 6 ...)

DUT Frequency (MHz)	Result
5745.000000	PASS

99 % Bandwidth



Measurement

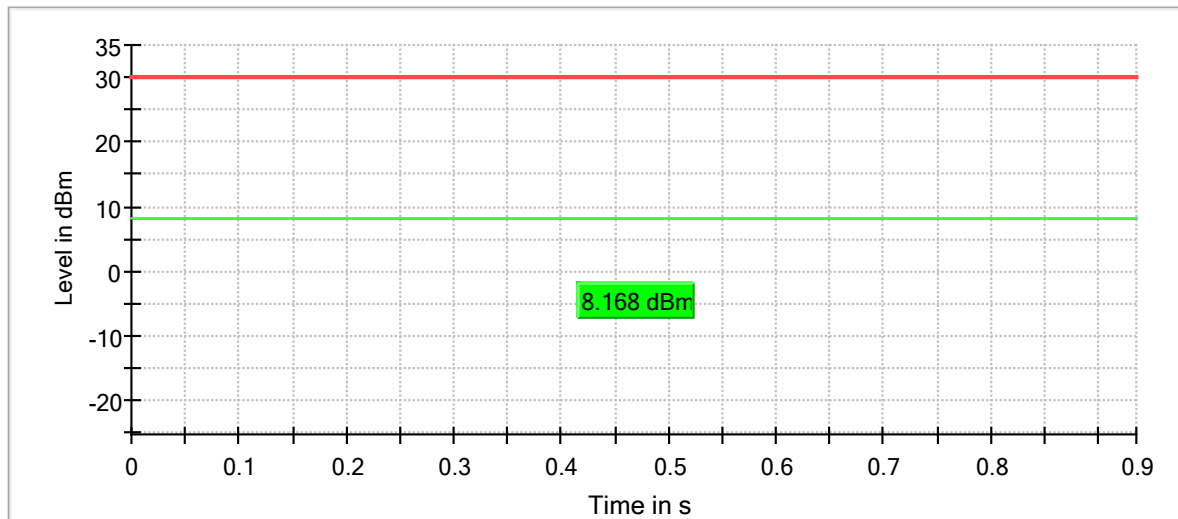
Setting	Instrument Value	Target Value
Start Frequency	5.72500 GHz	5.72500 GHz
Stop Frequency	5.76500 GHz	5.76500 GHz
Span	40.000 MHz	40.000 MHz
RBW	300.000 kHz	>= 300.000 kHz
VBW	1.000 MHz	>= 900.000 kHz
SweepPoints	267	~ 267
Sweeptime	18.930 μ s	AUTO
Reference Level	0.000 dBm	0.000 dBm
Attenuation	20.000 dB	AUTO
Detector	MaxPeak	MaxPeak
SweepCount	200	200
Filter	3 dB	3 dB
Trace Mode	Max Hold	Max Hold
Sweeptype	FFT	AUTO
Preamp	off	off
Stablemode	Trace	Trace
Stablevalue	0.30 dB	0.30 dB
Run	20 / max. 150	max. 150
Stable	1 / 1	1
Max Stable Difference	0.21 dB	0.30 dB

RF output power (5785 MHz; 20.000 dBm; 20 MHz)

Result

DUT Frequency (MHz)	Gated RMS (dBm)	Limit Max (dBm)	Gated EIRP (dBm)	DutyCycle (%)	Result
5785.000000	8.2	30.0	8.2	93.722	PASS

Gated Trace



— Gated Trace
 — Overall
 — Limit

OSP PowerMeter settings

Setting	Instrument Value	Target Value
Measurement Time	1.000 s	1.000 s
Points	1000000	1000000
Time resolution	1.000 μ s	1.000 μ s

Power Spectral Density (5785 MHz; 20.000 dBm; 20 MHz)

Customized settings.

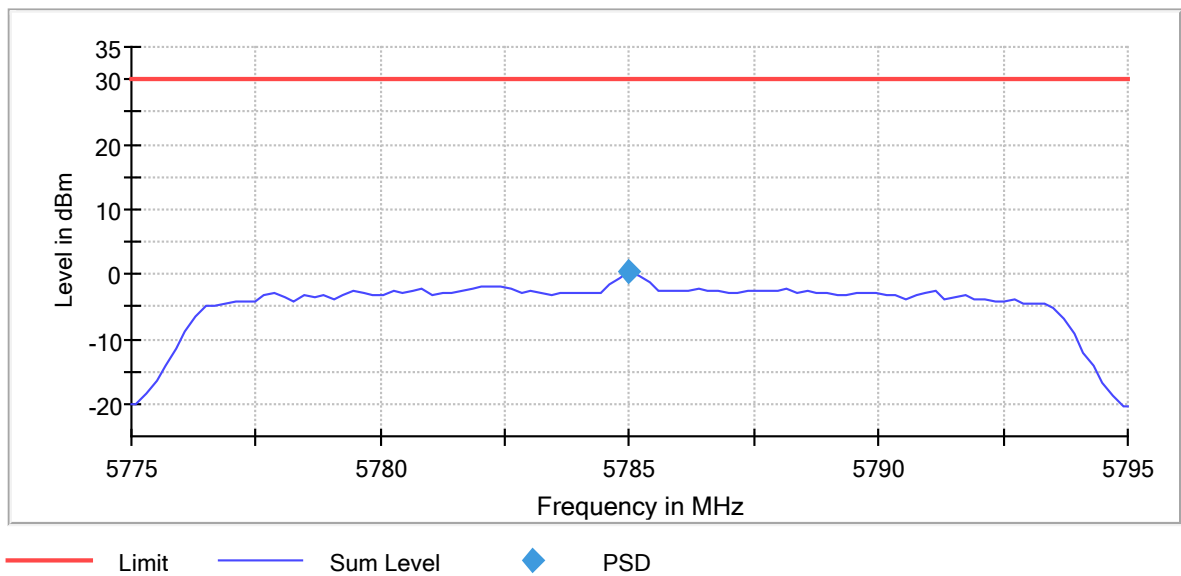
Result

DUT Frequency (MHz)	Frequency (MHz)	PSD (dBm)	Limit Max (dBm)	Result
5785.000000	5785.000000	0.337	30.0	PASS

Ports

Port	Duty Cycle (%)
1	0.000

Power Spectral Density



Measurement

Setting	Instrument Value	Target Value
Start Frequency	5.77500 GHz	5.77500 GHz
Stop Frequency	5.79500 GHz	5.79500 GHz
Span	20.000 MHz	20.000 MHz
RBW	500.000 kHz	<= 500.000 kHz
VBW	2.000 MHz	>= 1.500 MHz
SweepPoints	101	~ 80
Sweeptime	11.000 μ s	10.100 μ s
Reference Level	0.000 dBm	0.000 dBm
Attenuation	20.000 dB	AUTO
Detector	RMS	RMS
SweepCount	100	100
Filter	3 dB	3 dB
Trace Mode	Max Hold	Max Hold
Sweeptype	FFT	AUTO
Preamp	off	off
Stablemode	Trace	Trace
Stablevalue	0.30 dB	0.30 dB
Run	13 / max. 15	max. 15
Stable	1 / 1	1
Max Stable Difference	0.26 dB	0.30 dB

Minimum Emission Bandwidth 6 dB (5785 MHz; 20.000 dBm; 20 MHz)

Customized settings.

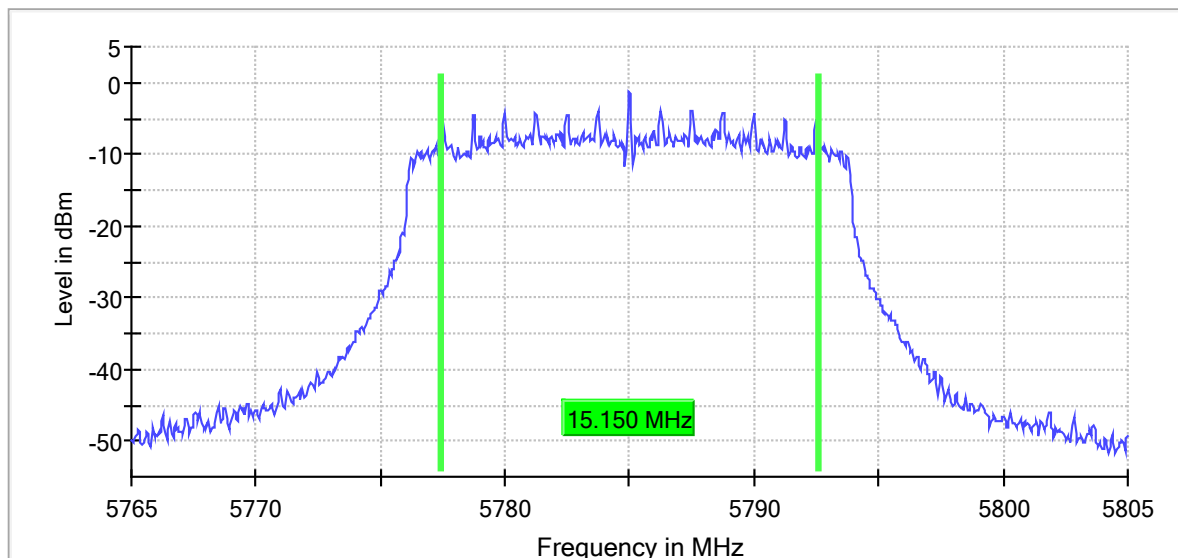
6 dB Bandwidth

DUT Frequency (MHz)	Bandwidth (MHz)	Limit Min (MHz)	Limit Max (MHz)	Band Edge Left (MHz)	Band Edge Right (MHz)
5785.000000	15.150000	0.500000	---	5777.425000	5792.575000

(continuation of the "6 dB Bandwidth" table from column 6 ...)

DUT Frequency (MHz)	Max Level (dBm)	Result
5785.000000	-1.2	PASS

6 dB Bandwidth



Measurement

Setting	Instrument Value	Target Value
Start Frequency	5.76500 GHz	5.76500 GHz
Stop Frequency	5.80500 GHz	5.80500 GHz
Span	40.000 MHz	40.000 MHz
RBW	100.000 kHz	~ 100.000 kHz
VBW	300.000 kHz	~ 300.000 kHz
SweepPoints	800	~ 800
Sweptime	56.836 µs	AUTO
Reference Level	0.000 dBm	0.000 dBm
Attenuation	20.000 dB	AUTO
Detector	MaxPeak	MaxPeak
SweepCount	200	200
Filter	3 dB	3 dB
Trace Mode	Max Hold	Max Hold
Sweeptype	FFT	AUTO
Preamp	off	off
Stablemode	Trace	Trace
Stablevalue	0.30 dB	0.30 dB
Run	10 / max. 150	max. 150
Stable	1 / 1	1

Max Stable Difference	0.26 dB	0.30 dB
------------------------------	----------------	----------------

Occupied Channel Bandwidth 99% (5785 MHz; 20.000 dBm; 20 MHz)

Customized settings.

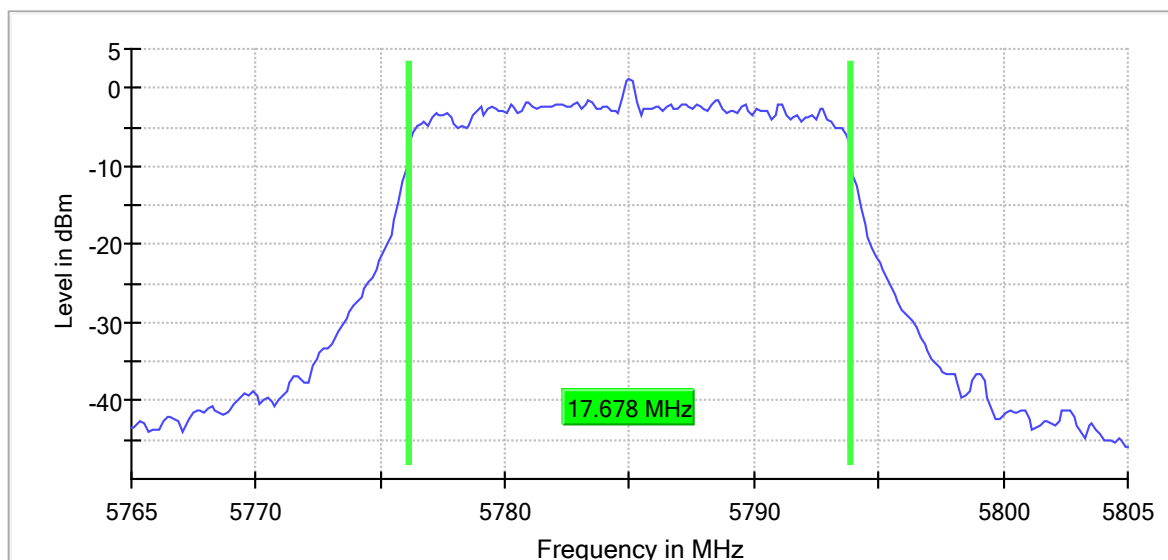
99 % Bandwidth

DUT Frequency (MHz)	Bandwidth (MHz)	Limit Min (MHz)	Limit Max (MHz)	Band Edge Left (MHz)	Band Edge Right (MHz)
5785.000000	17.677902	---	---	5776.161049	5793.838951

(continuation of the "99 % Bandwidth" table from column 6 ...)

DUT Frequency (MHz)	Result
5785.000000	PASS

99 % Bandwidth



Measurement

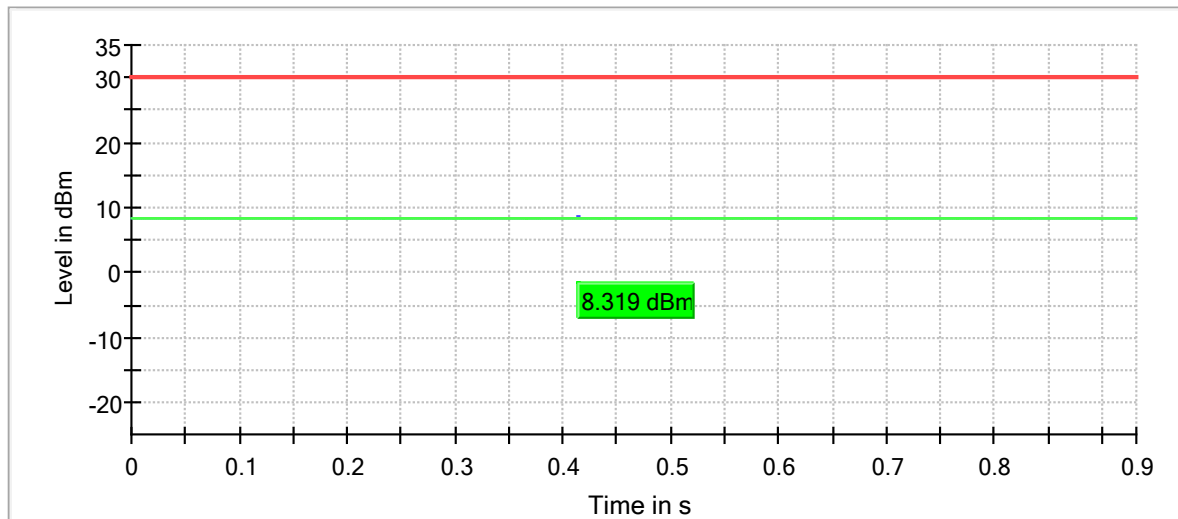
Setting	Instrument Value	Target Value
Start Frequency	5.76500 GHz	5.76500 GHz
Stop Frequency	5.80500 GHz	5.80500 GHz
Span	40.000 MHz	40.000 MHz
RBW	300.000 kHz	>= 300.000 kHz
VBW	1.000 MHz	>= 900.000 kHz
SweepPoints	267	~ 267
Sweeptime	18.930 μ s	AUTO
Reference Level	0.000 dBm	0.000 dBm
Attenuation	20.000 dB	AUTO
Detector	MaxPeak	MaxPeak
SweepCount	200	200
Filter	3 dB	3 dB
Trace Mode	Max Hold	Max Hold
Sweeptype	FFT	AUTO
Preamp	off	off
Stablemode	Trace	Trace
Stablevalue	0.30 dB	0.30 dB
Run	16 / max. 150	max. 150
Stable	1 / 1	1
Max Stable Difference	0.22 dB	0.30 dB

RF output power (5825 MHz; 20.000 dBm; 20 MHz)

Result

DUT Frequency (MHz)	Gated RMS (dBm)	Limit Max (dBm)	Gated EIRP (dBm)	DutyCycle (%)	Result
5825.000000	8.3	30.0	8.3	93.339	PASS

Gated Trace



— Gated Trace — Overall — Limit

OSP PowerMeter settings

Setting	Instrument Value	Target Value
Measurement Time	1.000 s	1.000 s
Points	1000000	1000000
Time resolution	1.000 μ s	1.000 μ s

Power Spectral Density (5825 MHz; 20.000 dBm; 20 MHz)

Customized settings.

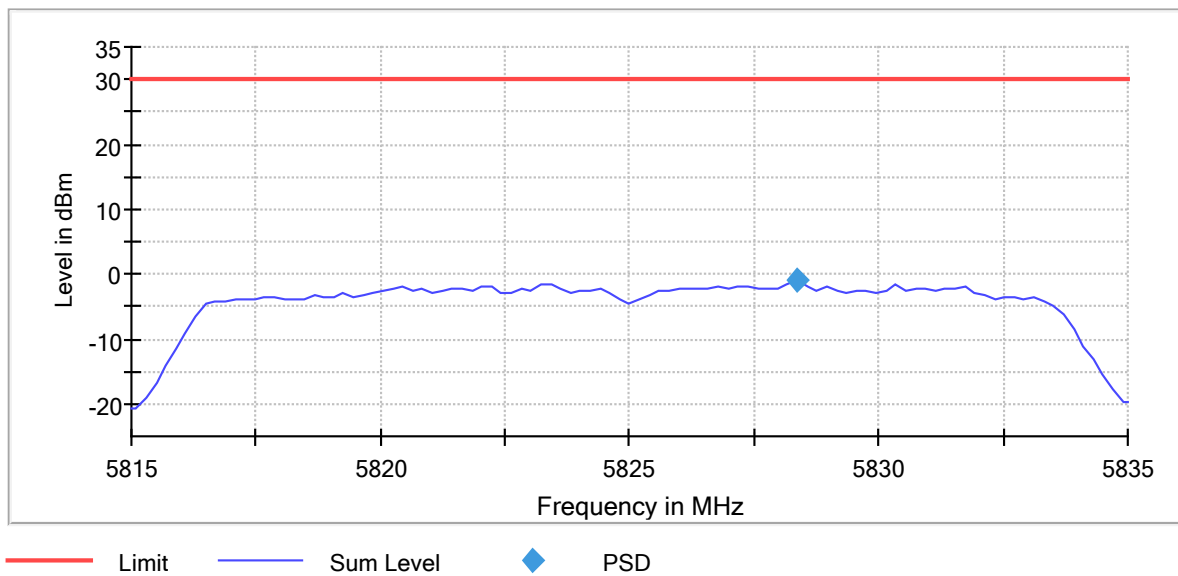
Result

DUT Frequency (MHz)	Frequency (MHz)	PSD (dBm)	Limit Max (dBm)	Result
5825.000000	5828.366337	-1.087	30.0	PASS

Ports

Port	Duty Cycle (%)
1	0.000

Power Spectral Density



Measurement

Setting	Instrument Value	Target Value
Start Frequency	5.81500 GHz	5.81500 GHz
Stop Frequency	5.83500 GHz	5.83500 GHz
Span	20.000 MHz	20.000 MHz
RBW	500.000 kHz	<= 500.000 kHz
VBW	2.000 MHz	>= 1.500 MHz
SweepPoints	101	~ 80
Sweeptime	11.000 μ s	10.100 μ s
Reference Level	0.000 dBm	0.000 dBm
Attenuation	20.000 dB	AUTO
Detector	RMS	RMS
SweepCount	100	100
Filter	3 dB	3 dB
Trace Mode	Max Hold	Max Hold
Sweeptype	FFT	AUTO
Preamp	off	off
Stablemode	Trace	Trace
Stablevalue	0.30 dB	0.30 dB
Run	11 / max. 15	max. 15
Stable	1 / 1	1
Max Stable Difference	0.19 dB	0.30 dB

Minimum Emission Bandwidth 6 dB (5825 MHz; 20.000 dBm; 20 MHz)

Customized settings.

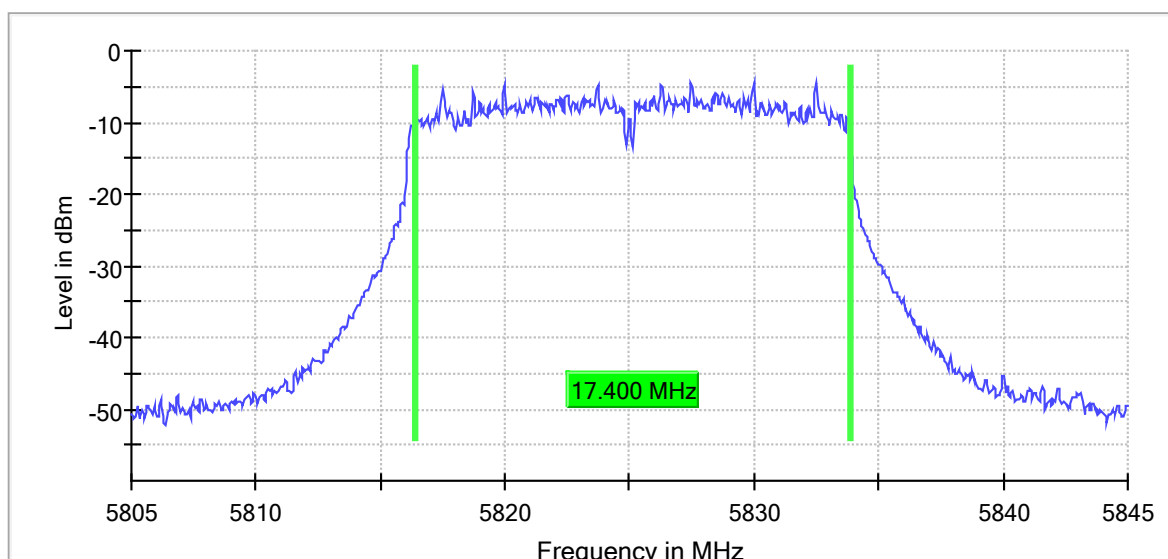
6 dB Bandwidth

DUT Frequency (MHz)	Bandwidth (MHz)	Limit Min (MHz)	Limit Max (MHz)	Band Edge Left (MHz)	Band Edge Right (MHz)
5825.000000	17.400000	0.500000	---	5816.425000	5833.825000

(continuation of the "6 dB Bandwidth" table from column 6 ...)

DUT Frequency (MHz)	Max Level (dBm)	Result
5825.000000	-4.3	PASS

6 dB Bandwidth



Measurement

Setting	Instrument Value	Target Value
Start Frequency	5.80500 GHz	5.80500 GHz
Stop Frequency	5.84500 GHz	5.84500 GHz
Span	40.000 MHz	40.000 MHz
RBW	100.000 kHz	~ 100.000 kHz
VBW	300.000 kHz	~ 300.000 kHz
SweepPoints	800	~ 800
Sweptime	56.836 µs	AUTO
Reference Level	0.000 dBm	0.000 dBm
Attenuation	20.000 dB	AUTO
Detector	MaxPeak	MaxPeak
SweepCount	200	200
Filter	3 dB	3 dB
Trace Mode	Max Hold	Max Hold
SweepType	FFT	AUTO
Preamp	off	off
Stablemode	Trace	Trace
Stablevalue	0.30 dB	0.30 dB
Run	10 / max. 150	max. 150
Stable	1 / 1	1

Max Stable Difference	0.29 dB	0.30 dB
------------------------------	----------------	----------------

Occupied Channel Bandwidth 99% (5825 MHz; 20.000 dBm; 20 MHz)

Customized settings.

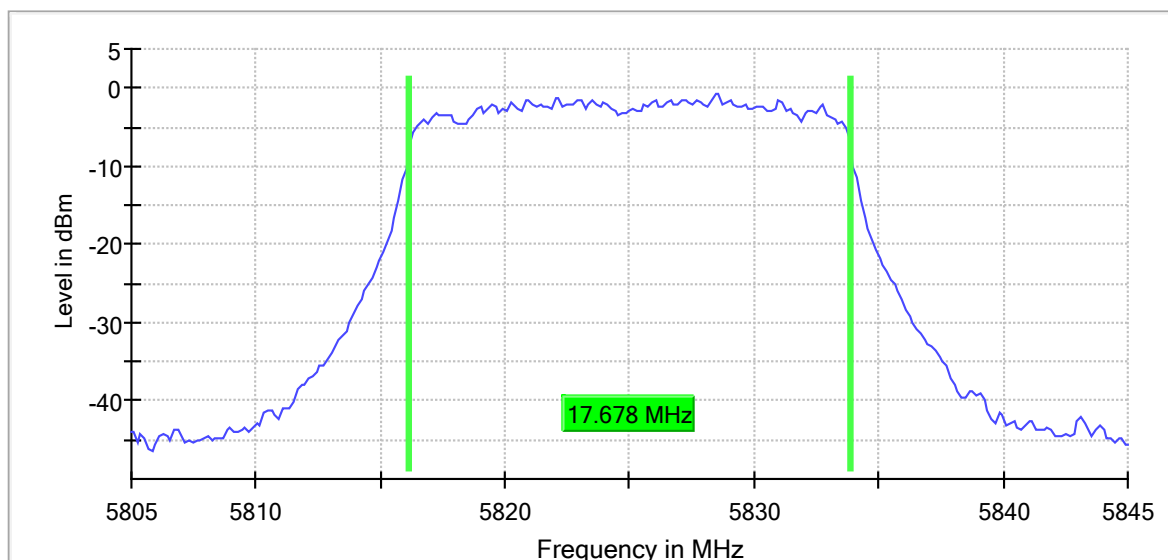
99 % Bandwidth

DUT Frequency (MHz)	Bandwidth (MHz)	Limit Min (MHz)	Limit Max (MHz)	Band Edge Left (MHz)	Band Edge Right (MHz)
5825.000000	17.677902	---	---	5816.161049	5833.838951

(continuation of the "99 % Bandwidth" table from column 6 ...)

DUT Frequency (MHz)	Result
5825.000000	PASS

99 % Bandwidth



Measurement

Setting	Instrument Value	Target Value
Start Frequency	5.80500 GHz	5.80500 GHz
Stop Frequency	5.84500 GHz	5.84500 GHz
Span	40.000 MHz	40.000 MHz
RBW	300.000 kHz	>= 300.000 kHz
VBW	1.000 MHz	>= 900.000 kHz
SweepPoints	267	~ 267
Sweeptime	18.930 μ s	AUTO
Reference Level	0.000 dBm	0.000 dBm
Attenuation	20.000 dB	AUTO
Detector	MaxPeak	MaxPeak
SweepCount	200	200
Filter	3 dB	3 dB
Trace Mode	Max Hold	Max Hold
Sweeptype	FFT	AUTO
Preamp	off	off
Stablemode	Trace	Trace
Stablevalue	0.30 dB	0.30 dB
Run	18 / max. 150	max. 150
Stable	1 / 1	1
Max Stable Difference	0.16 dB	0.30 dB