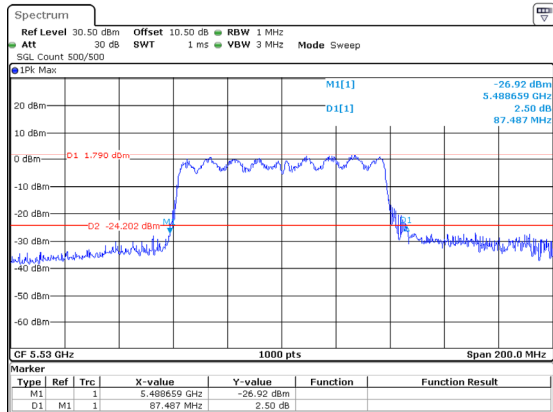
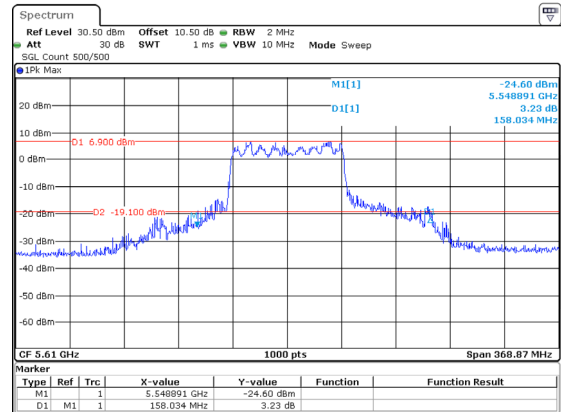


802.11ac80\_5530MHz



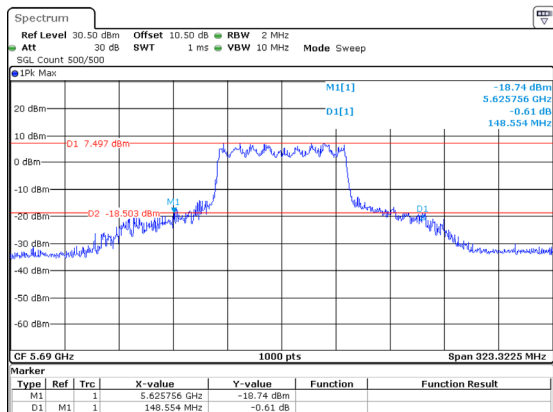
ProjectNo.:2501R29557E-RF Tester:Brian Li  
Date: 17.MAR.2025 23:45:48

802.11ac80\_5610MHz



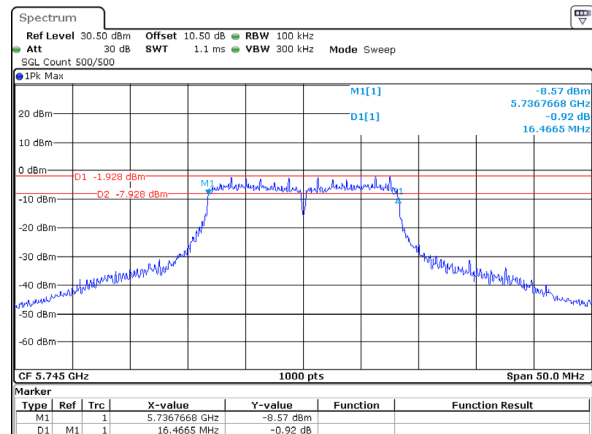
ProjectNo.:2501R29557E-RF Tester:Brian Li  
Date: 17.MAR.2025 23:48:22

802.11ac80\_5690MHz



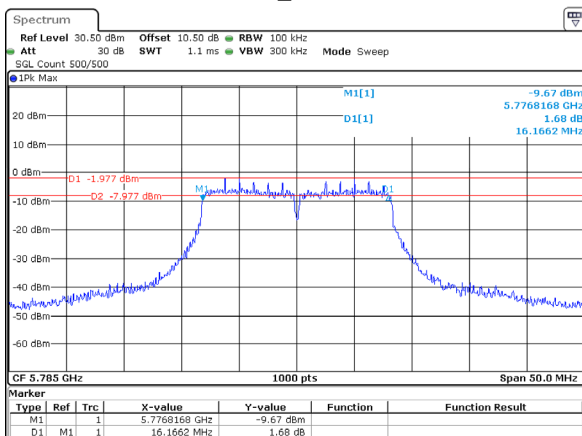
ProjectNo.:2501R29557E-RF Tester:Brian Li  
Date: 17.MAR.2025 23:49:57

802.11a\_5745MHz



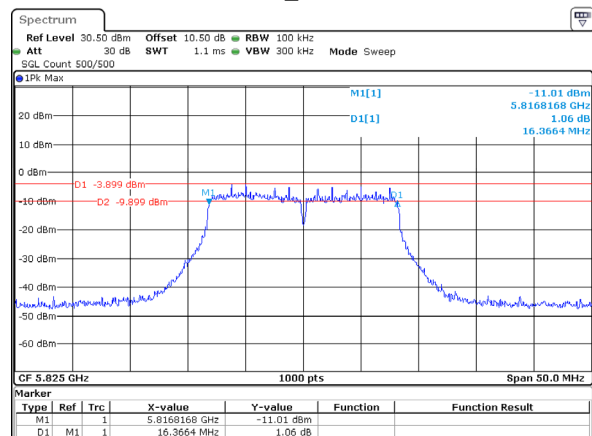
ProjectNo.:2501R29557E-RF Tester:Brian Li  
Date: 7.MAY.2025 21:59:00

802.11a\_5785MHz



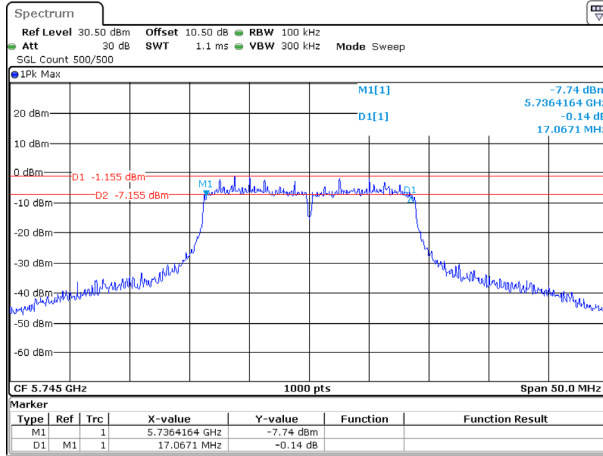
ProjectNo.:2501R29557E-RF Tester:Brian Li  
Date: 7.MAY.2025 22:01:39

802.11a\_5825MHz



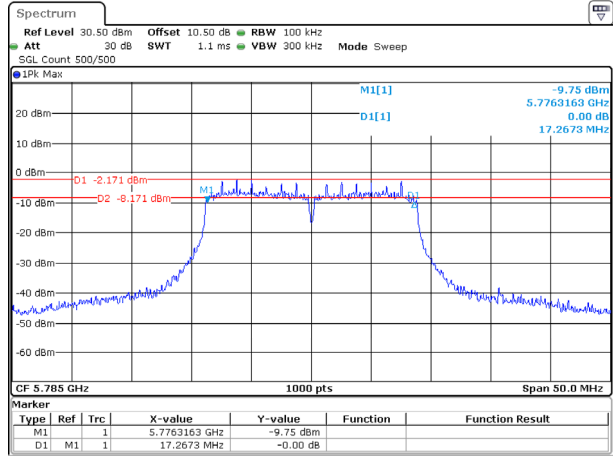
ProjectNo.:2501R29557E-RF Tester:Brian Li  
Date: 7.MAY.2025 22:03:33

802.11ac20\_5745MHz



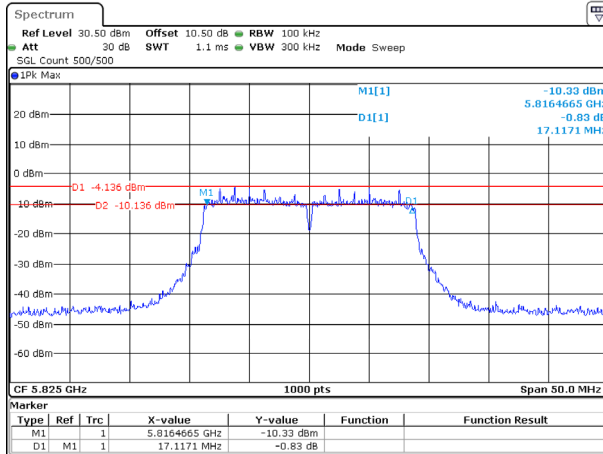
ProjectNo.:2501R29557E-RF Tester:Brian Li  
Date: 7.MAY.2025 22:06:17

802.11ac20\_5785MHz



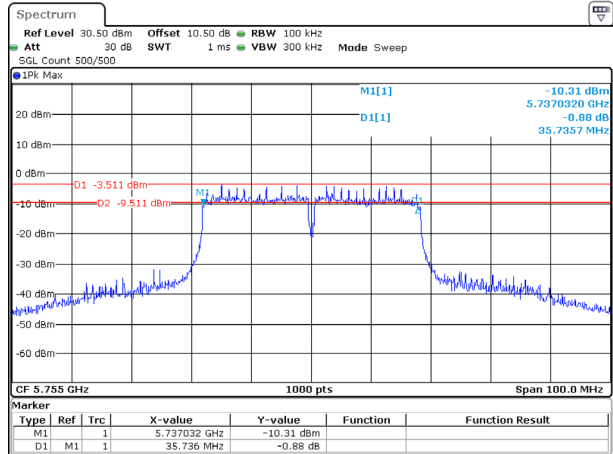
ProjectNo.:2501R29557E-RF Tester:Brian Li  
Date: 7.MAY.2025 22:08:37

802.11ac20\_5825MHz



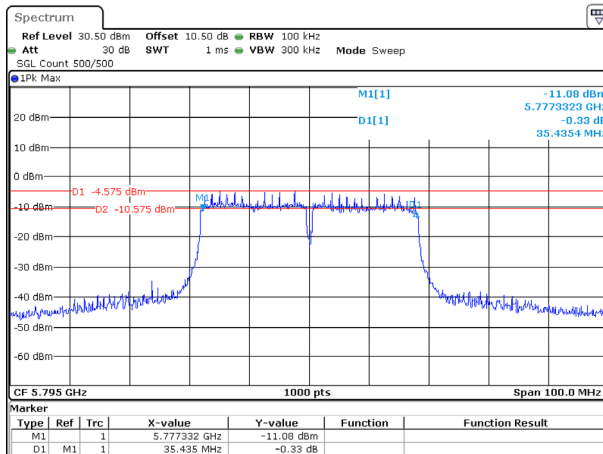
ProjectNo.:2501R29557E-RF Tester:Brian Li  
Date: 7.MAY.2025 22:11:13

802.11ac40\_5755MHz



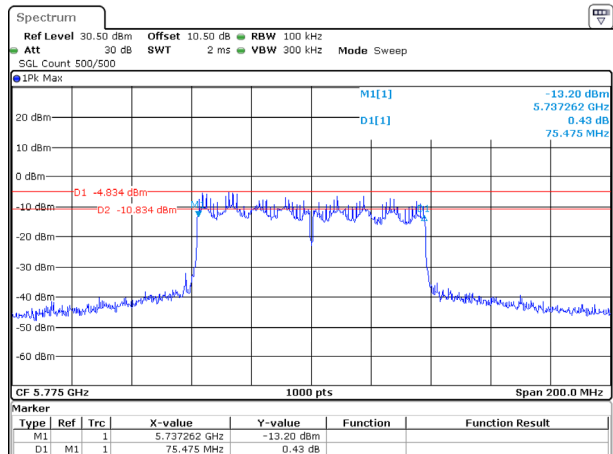
ProjectNo.:2501R29557E-RF Tester:Brian Li  
Date: 7.MAY.2025 22:15:39

802.11ac40\_5795MHz



ProjectNo.:2501R29557E-RF Tester:Brian Li  
Date: 7.MAY.2025 22:17:59

802.11ac80\_5775MHz



ProjectNo.:2501R29557E-RF Tester:Brian Li  
Date: 7.MAY.2025 22:19:59

**99% Occupied Bandwidth**

**Test Information:**

<b>Sample No.:</b>	2Z6F-11	<b>Test Date:</b>	2025/03/17~2025/05/07
<b>Test Site:</b>	RF	<b>Test Mode:</b>	Transmitting
<b>Tester:</b>	Brian Li	<b>Test Result:</b>	N/A

**Environmental Conditions:**

<b>Temperature:</b> (°C)	24	<b>Relative Humidity:</b> (%)	35	<b>ATM Pressure:</b> (kPa)	101
-----------------------------	----	----------------------------------	----	-------------------------------	-----

**Test Data:****5150-5250MHz**

Mode	Test Frequency (MHz)	99% OBW (MHz)
802.11a	5180	16.700
	5200	16.650
	5240	16.650
802.11ac20	5180	17.650
	5200	17.700
	5240	17.700
802.11ac40	5190	36.400
	5230	36.400
802.11ac80	5210	75.800

**Note:**

The 99% Occupied Bandwidth have not fall into the band 5250-5350MHz, please refer to the test plots of 99% Occupied Bandwidth.

**5250-5350MHz**

Mode	Test Frequency (MHz)	99% OBW (MHz)
802.11a	5260	16.650
	5280	16.700
	5320	16.650
802.11ac20	5260	17.700
	5280	17.700
	5320	17.700
802.11ac40	5270	36.500
	5310	36.600
802.11ac80	5290	75.600

**5470-5725MHz**

Mode	Test Frequency (MHz)	99% OBW (MHz)
802.11a	5500	16.600
	5580	16.700
	5700	16.850
	5720	16.800
802.11ac20	5500	17.700
	5580	17.750
	5700	17.900
	5720	17.900
802.11ac40	5510	36.300
	5550	36.600
	5670	36.900
	5710	36.700
802.11ac80	5530	76
	5610	76.600
	5690	76.600

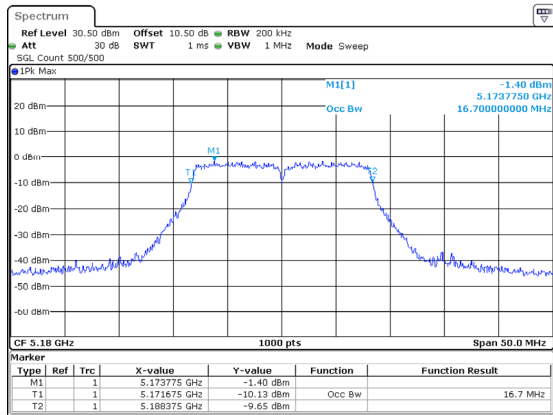
**Note:**  
 The 99% Occupied Bandwidth have not fall into the band 5470-5725MHz, please refer to the test plots of 99% Occupied Bandwidth.

**5725-5850MHz**

Mode	Test Frequency (MHz)	99% OBW (MHz)
802.11a	5745	16.750
	5785	16.700
	5825	16.600
802.11ac20	5745	17.800
	5785	17.650
	5825	17.750
802.11ac40	5755	36.400
	5795	36.400
802.11ac80	5775	<b>75.600</b>

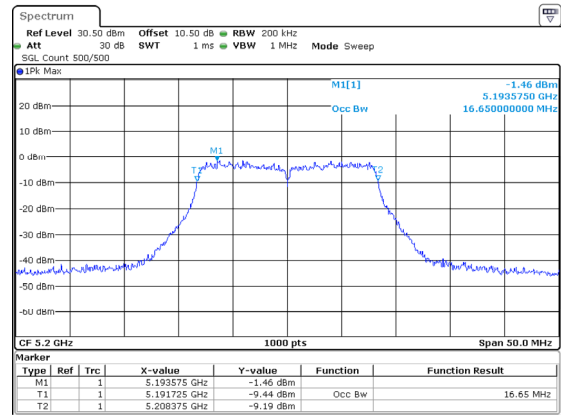
5150-5250MHz

802.11a\_5180MHz



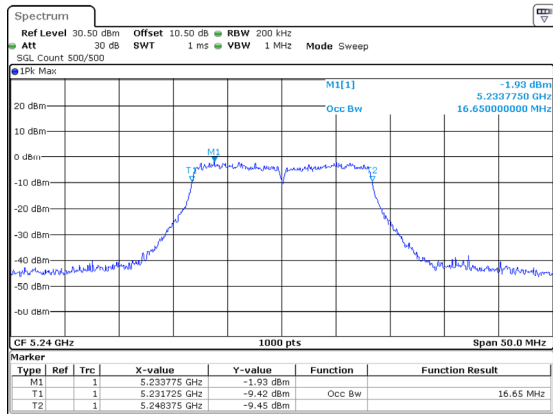
ProjectNo.:2501R29557E-RF Tester:Brian Li  
Date: 17.MAR.2025 22:36:40

802.11a\_5200MHz



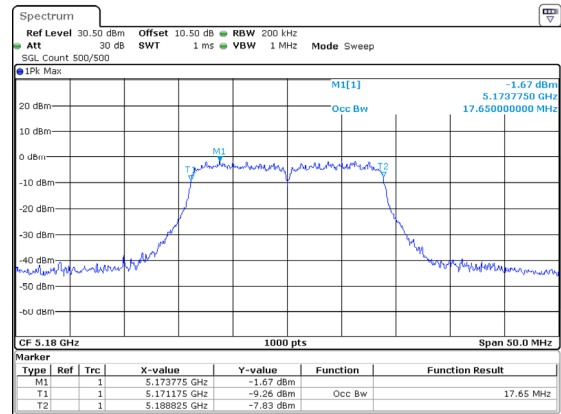
ProjectNo.:2501R29557E-RF Tester:Brian Li  
Date: 17.MAR.2025 22:38:47

802.11a\_5240MHz



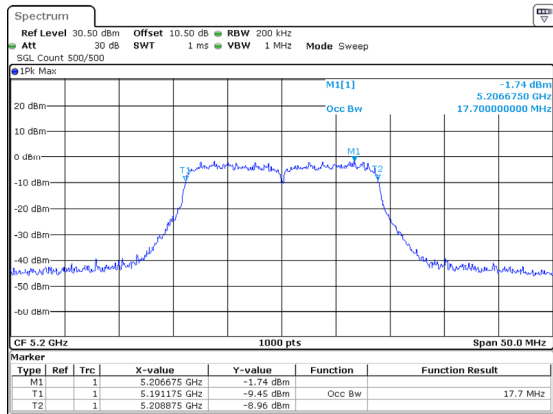
ProjectNo.:2501R29557E-RF Tester:Brian Li  
Date: 17.MAR.2025 22:40:30

802.11ac20\_5180MHz



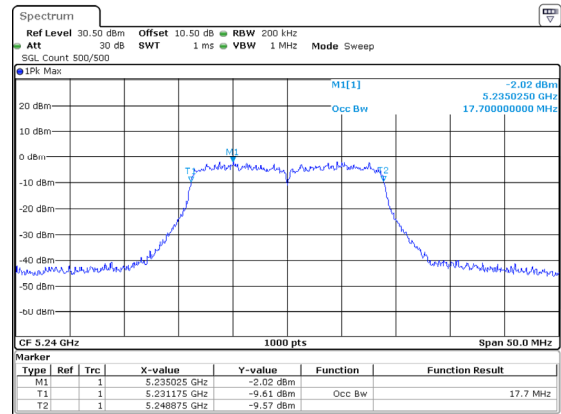
ProjectNo.:2501R29557E-RF Tester:Brian Li  
Date: 17.MAR.2025 22:42:32

802.11ac20\_5200MHz



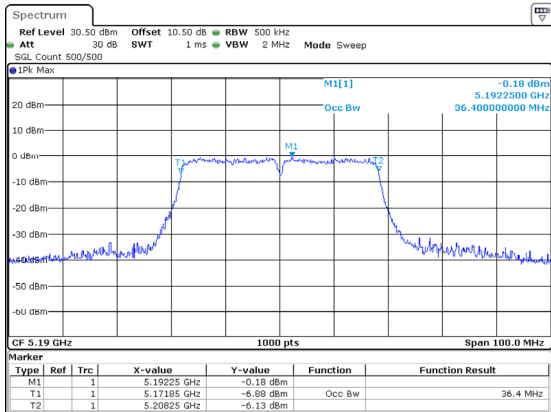
ProjectNo.:2501R29557E-RF Tester:Brian Li  
Date: 17.MAR.2025 22:45:34

802.11ac20\_5240MHz



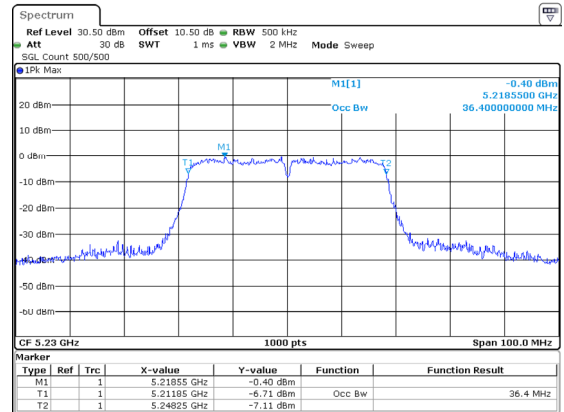
ProjectNo.:2501R29557E-RF Tester:Brian Li  
Date: 17.MAR.2025 22:47:18

802.11ac40\_5190MHz



ProjectNo.:2501R29557E-RF Tester:Brian LI  
Date: 17.MAR.2025 22:54:18

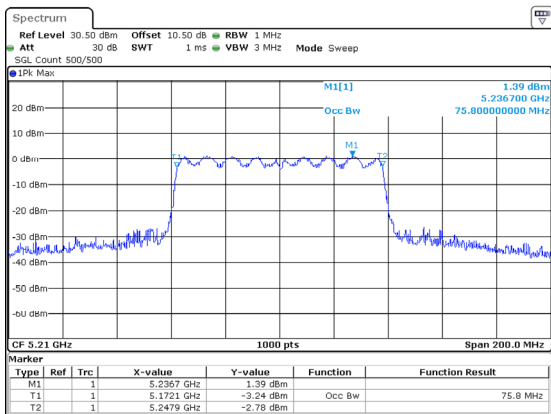
802.11ac40\_5230MHz



ProjectNo.:2501R29557E-RF Tester:Brian LI  
Date: 17.MAR.2025 22:55:57

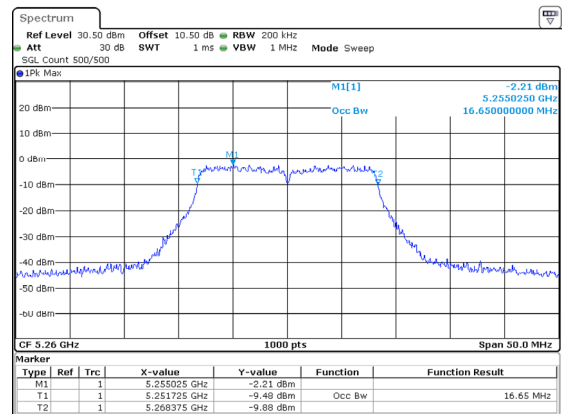
5250-5350MHz

802.11ac80\_5210MHz



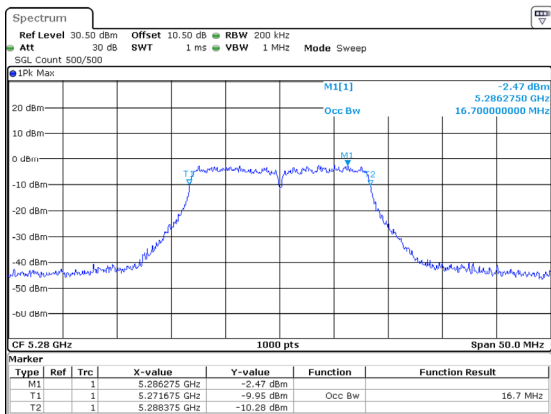
ProjectNo.:2501R29557E-RF Tester:Brian LI  
Date: 17.MAR.2025 22:57:50

802.11a\_5260MHz



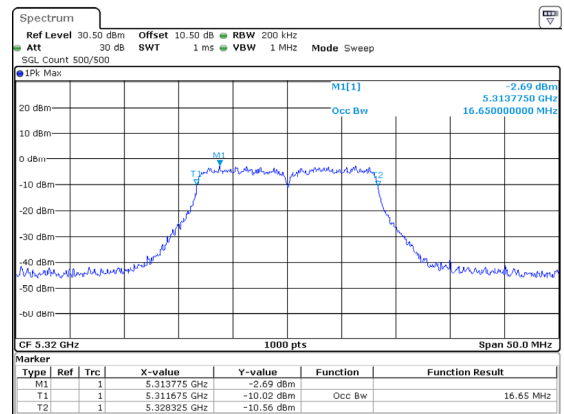
ProjectNo.:2501R29557E-RF Tester:Brian LI  
Date: 17.MAR.2025 23:00:18

802.11a\_5280MHz



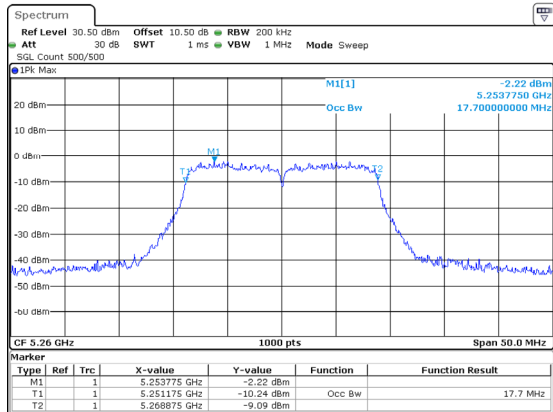
ProjectNo.:2501R29557E-RF Tester:Brian LI  
Date: 17.MAR.2025 23:05:16

802.11a\_5320MHz



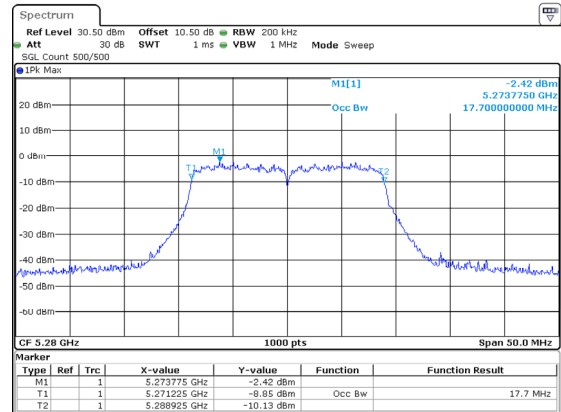
ProjectNo.:2501R29557E-RF Tester:Brian LI  
Date: 17.MAR.2025 23:07:24

802.11ac20\_5260MHz



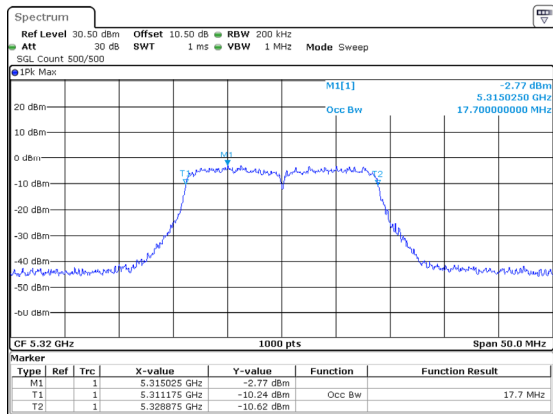
ProjectNo.:2501R29557E-RF Tester:Brian LI  
Date: 17.MAR.2025 23:09:25

802.11ac20\_5280MHz



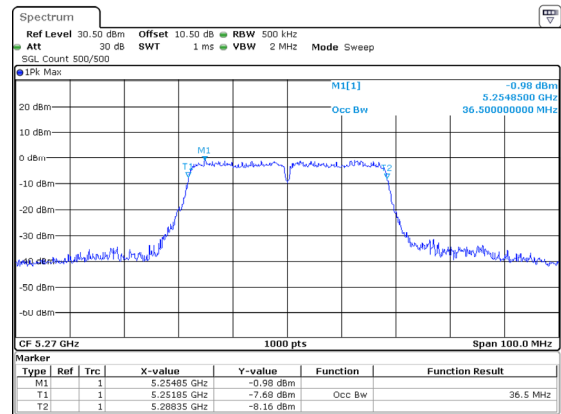
ProjectNo.:2501R29557E-RF Tester:Brian LI  
Date: 17.MAR.2025 23:11:01

802.11ac20\_5320MHz



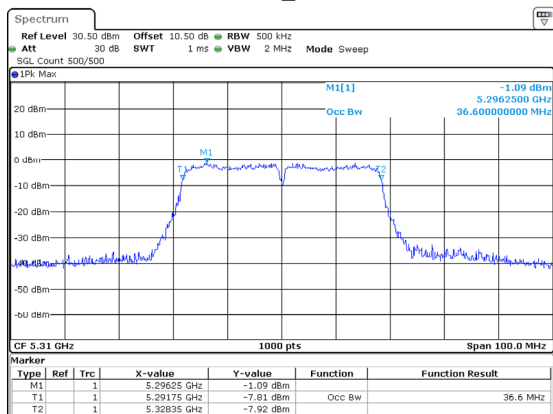
ProjectNo.:2501R29557E-RF Tester:Brian LI  
Date: 17.MAR.2025 23:13:06

802.11ac40\_5270MHz



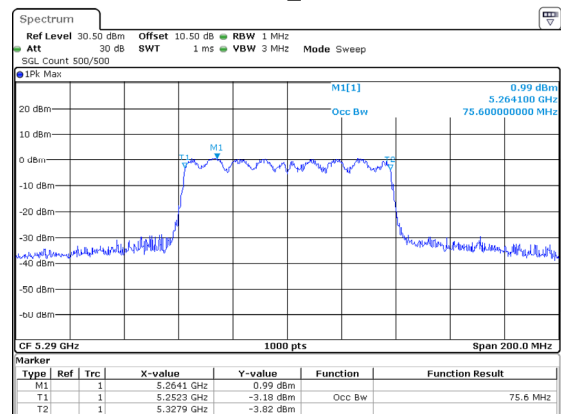
ProjectNo.:2501R29557E-RF Tester:Brian LI  
Date: 17.MAR.2025 23:14:27

802.11ac40\_5310MHz



ProjectNo.:2501R29557E-RF Tester:Brian LI  
Date: 17.MAR.2025 23:16:01

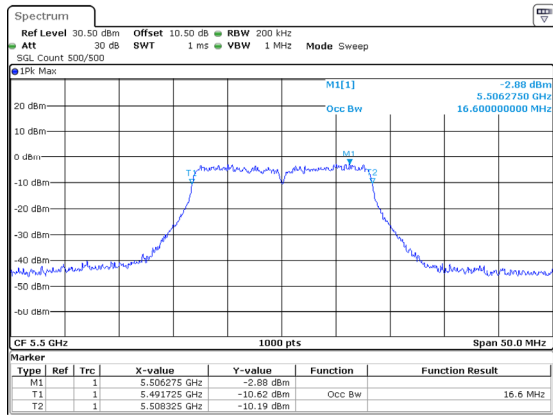
802.11ac80\_5290MHz



ProjectNo.:2501R29557E-RF Tester:Brian LI  
Date: 17.MAR.2025 23:19:01

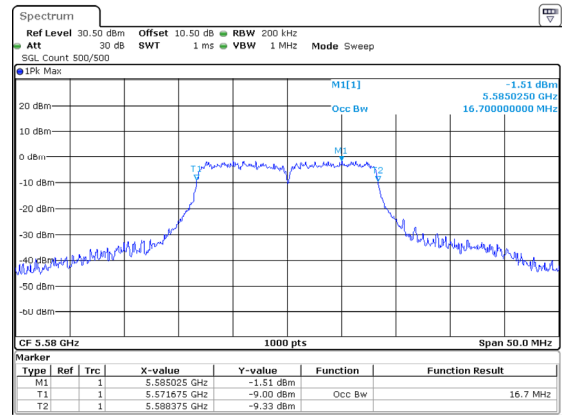
5470-5725MHz

802.11a\_5500MHz



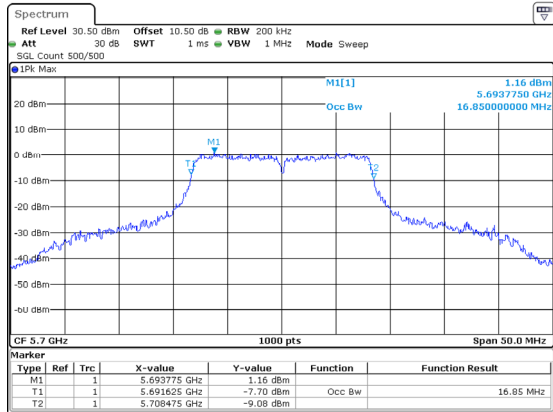
ProjectNo.:2501R29557E-RF Tester:Brian Li  
Date: 17.MAR.2025 23:21:07

802.11a\_5580MHz



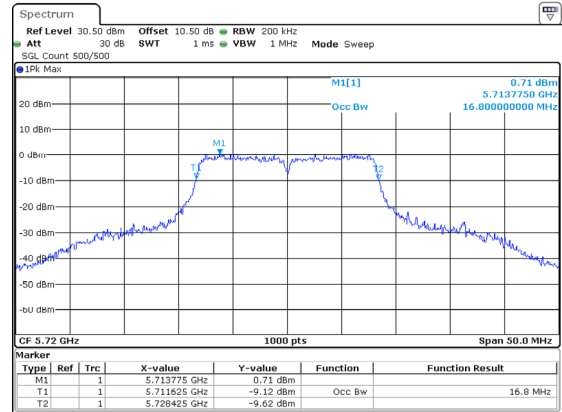
ProjectNo.:2501R29557E-RF Tester:Brian Li  
Date: 17.MAR.2025 23:23:06

802.11a\_5700MHz



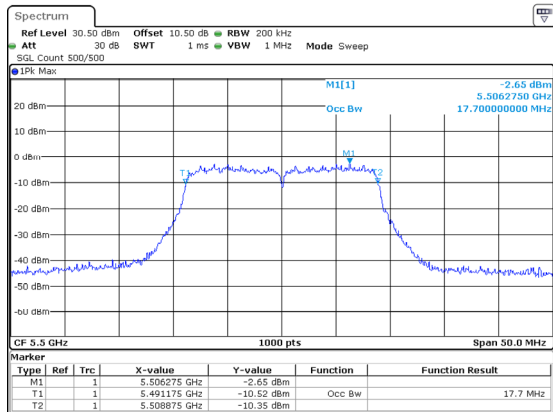
ProjectNo.:2501R29557E-RF Tester:Brian Li  
Date: 17.MAR.2025 23:25:05

802.11a\_5720MHz



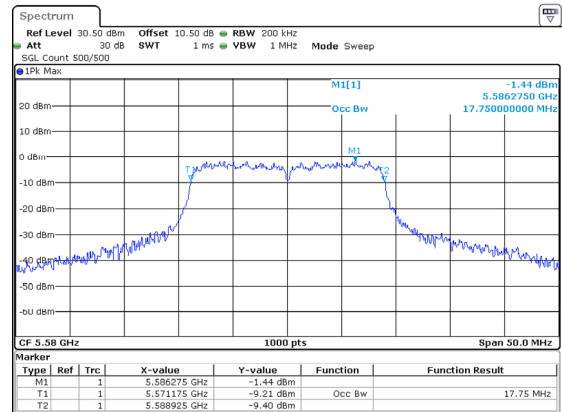
ProjectNo.:2501R29557E-RF Tester:Brian Li  
Date: 17.MAR.2025 23:26:55

802.11ac20\_5500MHz



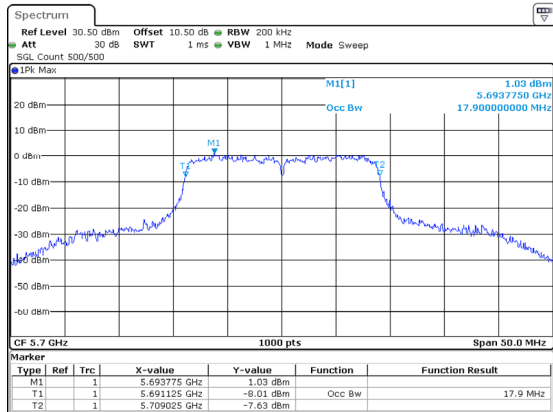
ProjectNo.:2501R29557E-RF Tester:Brian Li  
Date: 17.MAR.2025 23:30:02

802.11ac20\_5580MHz



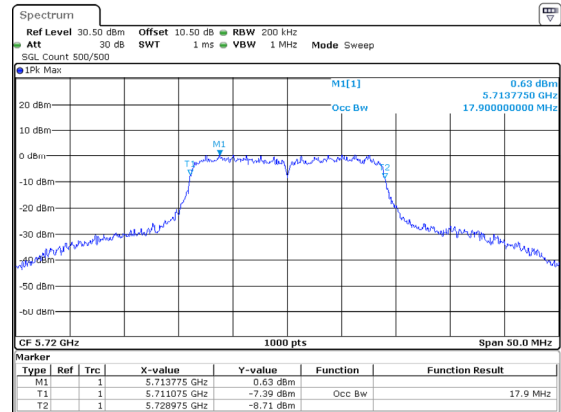
ProjectNo.:2501R29557E-RF Tester:Brian Li  
Date: 17.MAR.2025 23:32:47

802.11ac20\_5700MHz



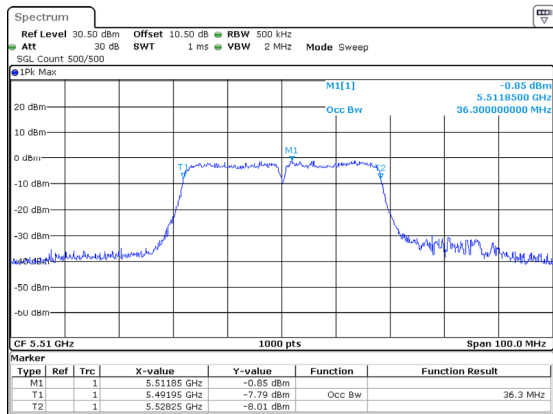
ProjectNo.:2501R29557E-RF Tester:Brian LI  
Date: 17.MAR.2025 23:34:42

802.11ac20\_5720MHz



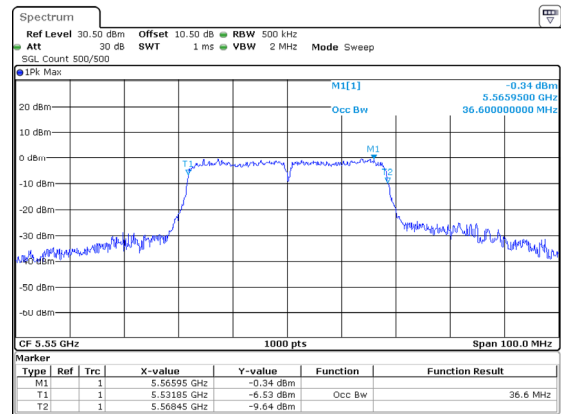
ProjectNo.:2501R29557E-RF Tester:Brian LI  
Date: 17.MAR.2025 23:36:30

802.11ac40\_5510MHz



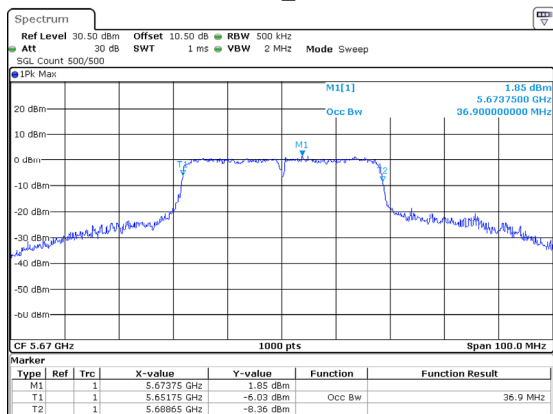
ProjectNo.:2501R29557E-RF Tester:Brian LI  
Date: 17.MAR.2025 23:38:56

802.11ac40\_5550MHz



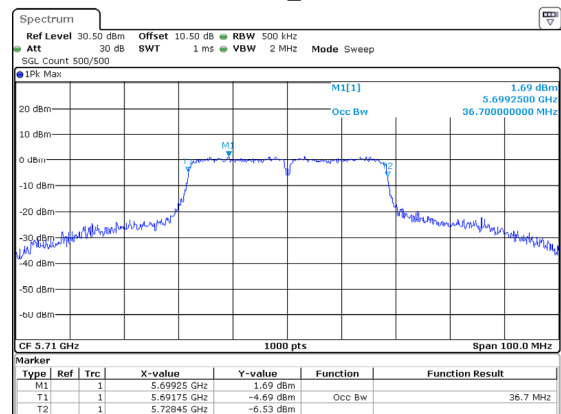
ProjectNo.:2501R29557E-RF Tester:Brian LI  
Date: 17.MAR.2025 23:40:06

802.11ac40\_5670MHz



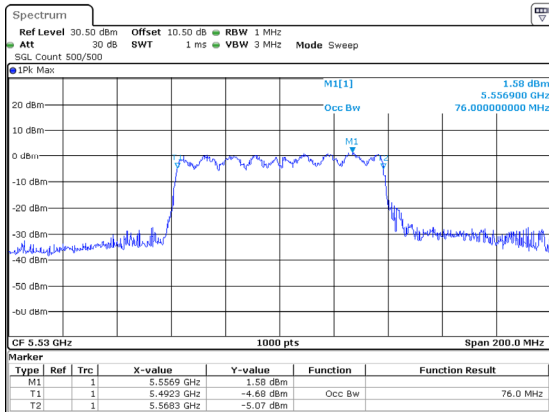
ProjectNo.:2501R29557E-RF Tester:Brian LI  
Date: 17.MAR.2025 23:41:20

802.11ac40\_5710MHz



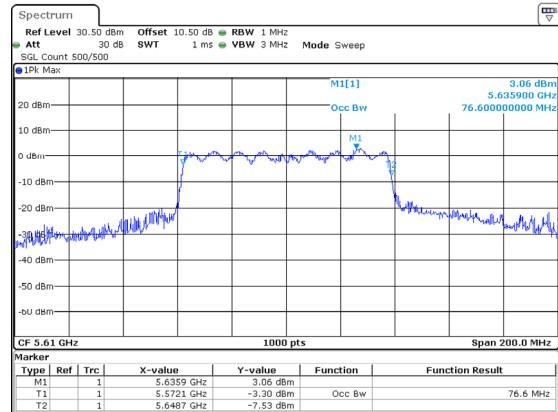
ProjectNo.:2501R29557E-RF Tester:Brian LI  
Date: 17.MAR.2025 23:44:06

802.11ac80\_5530MHz



ProjectNo.:2501R29557E-RF Tester:Brian Li  
Date: 17.MAR.2025 23:46:04

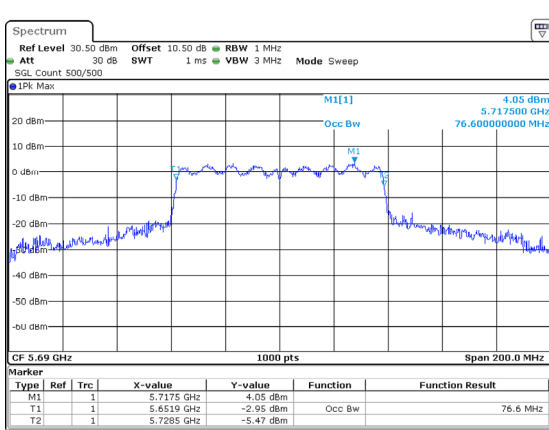
802.11ac80\_5610MHz



ProjectNo.:2501R29557E-RF Tester:Brian Li  
Date: 17.MAR.2025 23:48:39

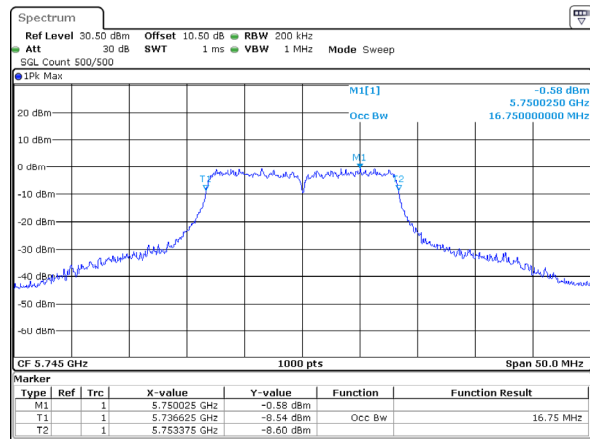
5725-5850MHz

802.11ac80\_5690MHz



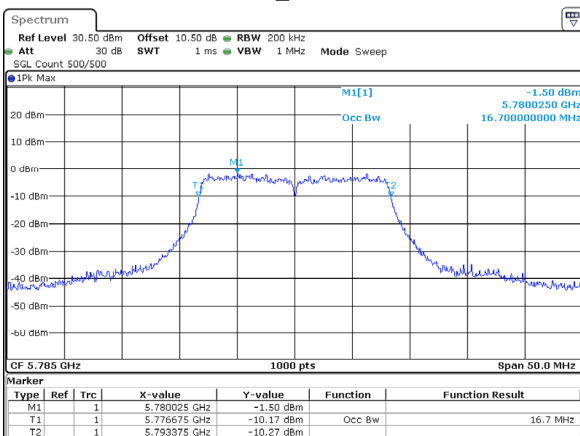
ProjectNo.:2501R29557E-RF Tester:Brian Li  
Date: 17.MAR.2025 23:50:13

802.11a\_5745MHz



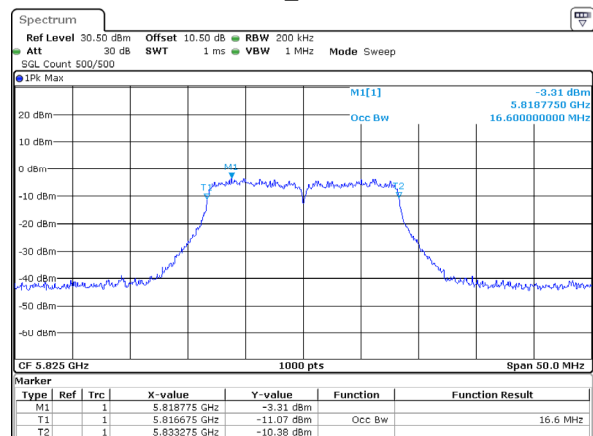
ProjectNo.:2501R29557E-RF Tester:Brian Li  
Date: 7.MAY.2025 21:59:28

802.11a\_5785MHz



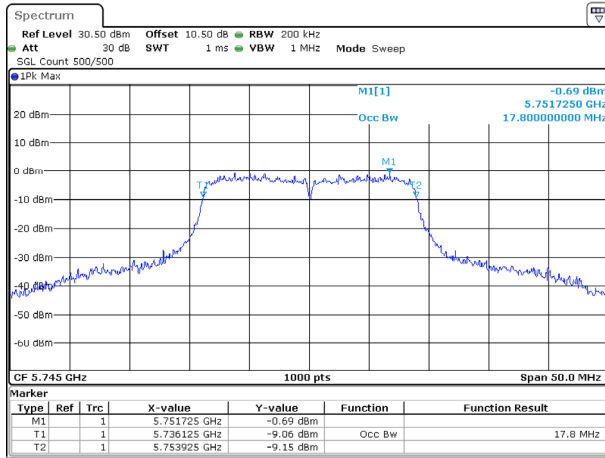
ProjectNo.:2501R29557E-RF Tester:Brian Li  
Date: 7.MAY.2025 22:02:10

802.11a\_5825MHz



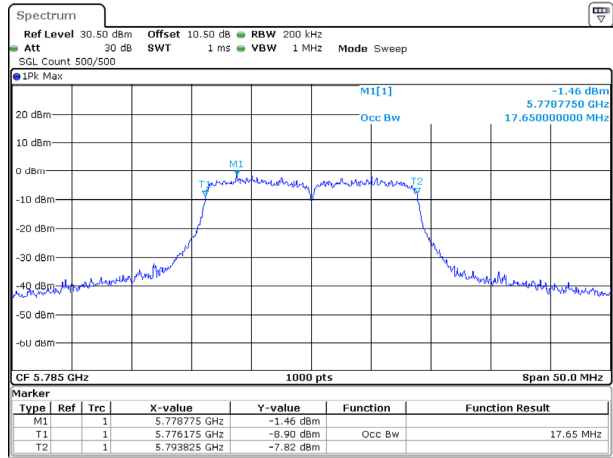
ProjectNo.:2501R29557E-RF Tester:Brian Li  
Date: 7.MAY.2025 22:03:56

802.11ac20\_5745MHz



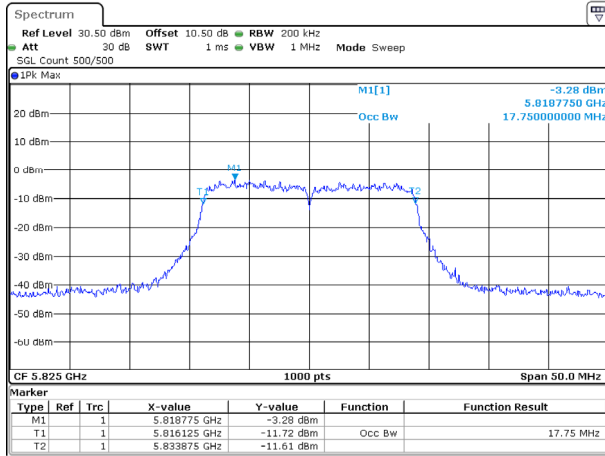
ProjectNo.:2501R29557E-RF Tester:Brian Li  
Date: 7.MAY.2025 22:06:47

802.11ac20\_5785MHz



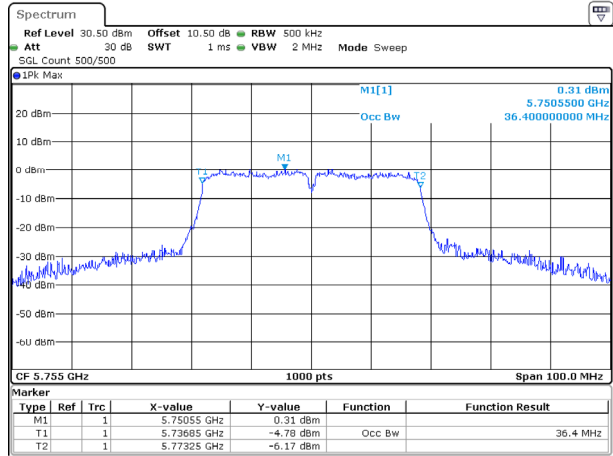
ProjectNo.:2501R29557E-RF Tester:Brian Li  
Date: 7.MAY.2025 22:09:08

802.11ac20\_5825MHz



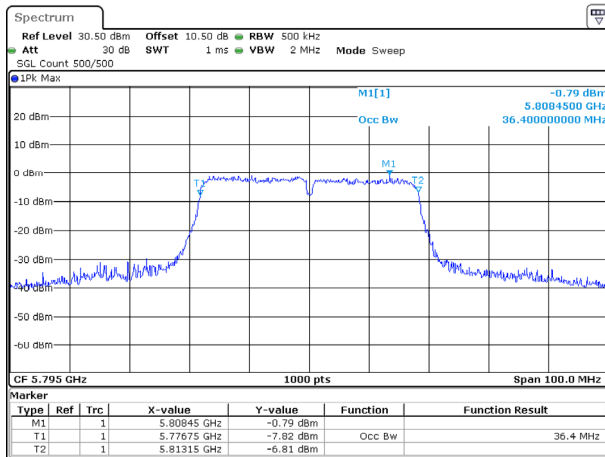
ProjectNo.:2501R29557E-RF Tester:Brian Li  
Date: 7.MAY.2025 22:11:39

802.11ac40\_5755MHz



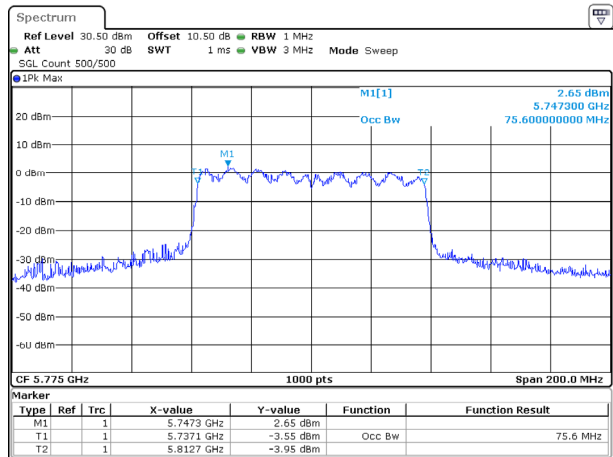
ProjectNo.:2501R29557E-RF Tester:Brian Li  
Date: 7.MAY.2025 22:15:54

802.11ac40\_5795MHz



ProjectNo.:2501R29557E-RF Tester:Brian Li  
Date: 7.MAY.2025 22:18:11

802.11ac80\_5775MHz



ProjectNo.:2501R29557E-RF Tester:Brian Li  
Date: 7.MAY.2025 22:20:13

**Maximum Conducted Output Power**

**Test Information:**

<b>Sample No.:</b>	2Z6F-11	<b>Test Date:</b>	2025/03/17~2025/05/07
<b>Test Site:</b>	RF	<b>Test Mode:</b>	Transmitting
<b>Tester:</b>	Brian Li	<b>Test Result:</b>	Pass

**Environmental Conditions:**

<b>Temperature:</b> (°C)	24	<b>Relative Humidity:</b> (%)	35	<b>ATM Pressure:</b> (kPa)	101
-----------------------------	----	----------------------------------	----	-------------------------------	-----

**Test Data:****FCC****5150-5250MHz**

Mode	Test Frequency (MHz)	Average Output Power(dBm)	Limit (dBm)	Verdict
802.11a	5180	8.88	24	Pass
	5200	8.65	24	Pass
	5240	8.31	24	Pass
802.11ac20	5180	8.39	24	Pass
	5200	8.27	24	Pass
	5240	7.96	24	Pass
802.11ac40	5190	9.37	24	Pass
	5230	9.57	24	Pass
802.11ac80	5210	<b>9.7</b>	24	Pass

Note: the EUT is a client device.

**5250-5350MHz**

Mode	Test Frequency (MHz)	Average Output Power(dBm)	Limit (dBm)	Verdict
802.11a	5260	8.17	24	Pass
	5280	7.89	24	Pass
	5320	7.57	24	Pass
802.11ac20	5260	7.75	24	Pass
	5280	7.54	24	Pass
	5320	7.22	24	Pass
802.11ac40	5270	8.9	24	Pass
	5310	8.38	24	Pass
802.11ac80	5290	<b>10.53</b>	24	Pass

**5470-5725MHz**

Mode	Test Frequency (MHz)	Average Output Power(dBm)	Limit (dBm)	Verdict
802.11a	5500	7.57	24	Pass
	5580	8.98	24	Pass
	5700	11.36	24	Pass
	5720	9.9	24	Pass
802.11ac20	5500	7.28	24	Pass
	5580	8.61	24	Pass
	5700	11.07	24	Pass
	5720	9.5	24	Pass
802.11ac40	5510	8.21	24	Pass
	5550	9.0	24	Pass
	5670	11.18	24	Pass
	5710	10.95	24	Pass
802.11ac80	5530	9.8	24	Pass
	5610	11.49	24	Pass
	5690	<b>11.62</b>	24	Pass

**ISED:**

**5150-5250MHz**

Mode	Test Frequency (MHz)	Average Output Power (dBm)	Antenna Gain (dB)	EIRP (dBm)	Limit (dBm)	Verdict
802.11a	5180	8.88	0	8.88	22.23	Pass
	5200	8.65	0	8.65	22.21	Pass
	5240	8.31	0	8.31	22.21	Pass
802.11ac20	5180	8.39	0	8.39	22.47	Pass
	5200	8.27	0	8.27	22.48	Pass
	5240	7.96	0	7.96	22.48	Pass
802.11ac40	5190	9.37	0	9.37	23	Pass
	5230	9.57	0	9.57	23	Pass
802.11ac80	5210	<b>9.7</b>	0	<b>9.7</b>	23	Pass

**5250-5350MHz**

Mode	Test Frequency (MHz)	Average Output Power (dBm)	Limit (dBm)	Antenna Gain (dB)	EIRP (dBm)	Limit (dBm)	Verdict
802.11a	5260	8.17	23.21	0	8.17	29.21	Pass
	5280	7.89	23.23	0	7.89	29.23	Pass
	5320	7.57	23.21	0	7.57	29.21	Pass
802.11ac20	5260	7.75	23.48	0	7.75	29.48	Pass
	5280	7.54	23.48	0	7.54	29.48	Pass
	5320	7.22	23.48	0	7.22	29.48	Pass
802.11ac40	5270	8.9	24	0	8.9	30	Pass
	5310	8.38	24	0	8.38	30	Pass
802.11ac80	5290	<b>10.53</b>	24	0	<b>10.53</b>	30	Pass

**5470-5725MHz**

Mode	Test Frequency (MHz)	Average Output Power (dBm)	Limit (dBm)	Antenna Gain (dB)	EIRP (dBm)	Limit (dBm)	Verdict
802.11a	5500	7.57	23.20	0	7.57	29.20	Pass
	5580	8.98	23.23	0	8.98	29.23	Pass
	5700	11.36	23.27	0	11.36	29.27	Pass
	5720	9.9	23.25	0	9.9	29.25	Pass
802.11ac20	5500	7.28	23.48	0	7.28	29.48	Pass
	5580	8.61	23.49	0	8.61	29.49	Pass
	5700	11.07	23.53	0	11.07	29.53	Pass
	5720	9.5	23.53	0	9.5	29.53	Pass
802.11ac40	5510	8.21	24	0	8.21	30	Pass
	5550	9.0	24	0	9.0	30	Pass
	5670	11.18	24	0	11.18	30	Pass
	5710	10.95	24	0	10.95	30	Pass
802.11ac80	5530	9.8	24	0	9.8	30	Pass
	5690	<b>11.62</b>	24	0	<b>11.62</b>	30	Pass

**Note:** EIRP = Average Output Power + Antenna gain

**5725-5850MHz (FCC & ISEDC)**

Mode	Test Frequency (MHz)	Average Output Power (dBm)	Limit (dBm)	Verdict
802.11a	5745	9.72	30	Pass
	5785	8.61	30	Pass
	5825	6.77	30	Pass
802.11ac20	5745	9.36	30	Pass
	5785	8.23	30	Pass
	5825	6.43	30	Pass
802.11ac40	5755	9.61	30	Pass
	5795	8.78	30	Pass
802.11ac80	5775	<b>10.6</b>	30	Pass

**Power Spectral Density**

**Test Information:**

<b>Sample No.:</b>	2Z6F-11	<b>Test Date:</b>	2025/03/17~2025/05/07
<b>Test Site:</b>	RF	<b>Test Mode:</b>	Transmitting
<b>Tester:</b>	Brian Li	<b>Test Result:</b>	Pass

**Environmental Conditions:**

<b>Temperature:</b> (°C)	24	<b>Relative Humidity:</b> (%)	35	<b>ATM Pressure:</b> (kPa)	101
-----------------------------	----	----------------------------------	----	-------------------------------	-----

**Test Data:**

**5150-5250MHz:**

**FCC**

Mode	Test Frequency (MHz)	Reading (dBm/MHz)	Duty Cycle Factor (dB)	Result (dBm/MHz)	Limit (dBm/MHz)	Verdict
802.11a	5180	-2.19	0.32	<b>-1.87</b>	11	Pass
	5200	-2.52	0.32	-2.20	11	Pass
	5240	-2.68	0.32	-2.36	11	Pass
802.11ac20	5180	-2.60	0.09	-2.51	11	Pass
	5200	-2.81	0.09	-2.72	11	Pass
	5240	-2.97	0.09	-2.88	11	Pass
802.11ac40	5190	-6.14	2.09	-4.05	11	Pass
	5230	-8.40	2.09	-6.31	11	Pass
802.11ac80	5210	-11.78	5.43	-6.35	11	Pass

**ISED**

Mode	Test Frequency (MHz)	Reading (dBm/MHz)	Duty Cycle Factor (dB)	Result (dBm/MHz)	Antenna Gain (dB)	EIRP PSD (dBm)	Limit (dBm/MHz)	Verdict
802.11a	5180	-2.19	0.32	<b>-1.87</b>	0	<b>-1.87</b>	10	Pass
	5200	-2.52	0.32	-2.20	0	-2.20	10	Pass
	5240	-2.68	0.32	-2.36	0	-2.36	10	Pass
802.11ac20	5180	-2.60	0.09	-2.51	0	-2.51	10	Pass
	5200	-2.81	0.09	-2.72	0	-2.72	10	Pass
	5240	-2.97	0.09	-2.88	0	-2.88	10	Pass
802.11ac40	5190	-6.14	2.09	-4.05	0	-4.05	10	Pass
	5230	-8.40	2.09	-6.31	0	-6.31	10	Pass
802.11ac80	5210	-11.78	5.43	-6.35	0	-6.35	10	Pass

**Result = Reading + Duty Cycle Factor**

**5250-5350MHz (FCC&ISED)**

Mode	Test Frequency (MHz)	Reading (dBm/MHz)	Duty Cycle Factor (dB)	Result (dBm/MHz)	Limit (dBm/MHz)	Verdict
802.11a	5260	-2.69	0.32	<b>-2.37</b>	11	Pass
	5280	-3.30	0.32	-2.98	11	Pass
	5320	-3.61	0.32	-3.29	11	Pass
802.11ac20	5260	-3.42	0.09	-3.33	11	Pass
	5280	-3.61	0.09	-3.52	11	Pass
	5320	-4.06	0.09	-3.97	11	Pass
802.11ac40	5270	-7.55	2.09	-5.46	11	Pass
	5310	-7.80	2.09	-5.71	11	Pass
802.11ac80	5290	-11.53	5.43	-6.10	11	Pass

**Result = Reading + Duty Cycle Factor**

**5470-5725MHz (FCC&ISED)**

Mode	Test Frequency (MHz)	Reading (dBm/MHz)	Duty Cycle Factor(dB)	Result (dBm/MHz)	Limit (dBm/MHz)	Verdict
802.11a	5500	-3.62	0.32	-3.30	11	Pass
	5580	-2.02	0.32	-1.70	11	Pass
	5700	0.18	0.32	0.50	11	Pass
	5720	-0.14	0.32	0.18	11	Pass
802.11ac20	5500	-3.84	0.09	-3.75	11	Pass
	5580	-2.27	0.09	-2.18	11	Pass
	5700	0.05	0.09	0.14	11	Pass
	5720	-0.31	0.09	-0.22	11	Pass
802.11ac40	5510	-7.07	2.09	-4.98	11	Pass
	5550	-6.98	2.09	-4.89	11	Pass
	5670	-4.93	2.09	-2.84	11	Pass
	5710	-4.83	2.09	-2.74	11	Pass
802.11ac80	5530	-10.88	5.43	-5.45	11	Pass
	5610	-9.83	5.43	-4.40	11	Pass
	5690	-9.01	5.43	-3.58	11	Pass

**Result = Reading + Duty Cycle Factor**

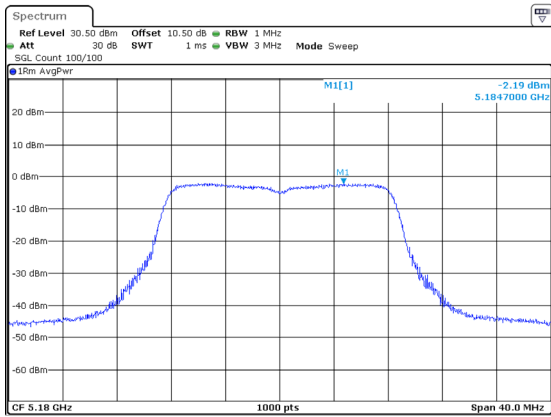
**5725-5850MHz (FCC&ISED)**

Mode	Test Frequency (MHz)	Reading (dBm/500kHz)	Duty Cycle Factor (dB)	Result (dBm/500kHz)	Limit (dBm/500kHz)	Verdict
802.11a	5745	-4.40	0.32	<b>-4.08</b>	30	Pass
	5785	-5.23	0.32	-4.91	30	Pass
	5825	-7.01	0.32	-6.69	30	Pass
802.11ac20	5745	-4.66	0.09	-4.57	30	Pass
	5785	-5.70	0.09	-5.61	30	Pass
	5825	-7.26	0.09	-7.17	30	Pass
802.11ac40	5755	-8.87	2.09	-6.78	30	Pass
	5795	-9.89	2.09	-7.80	30	Pass
802.11ac80	5775	-13.69	5.43	-8.26	30	Pass

**Result = Reading + Duty Cycle Factor**

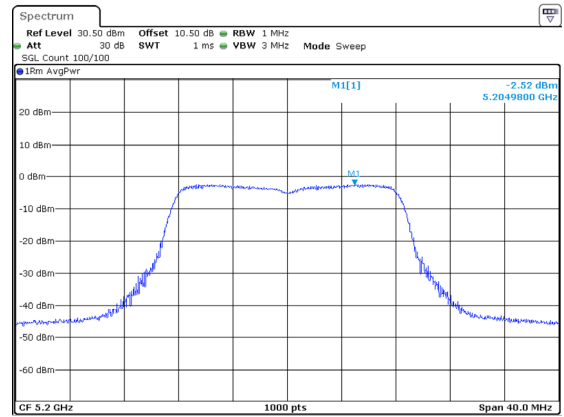
5150-5250MHz

802.11a\_5180MHz



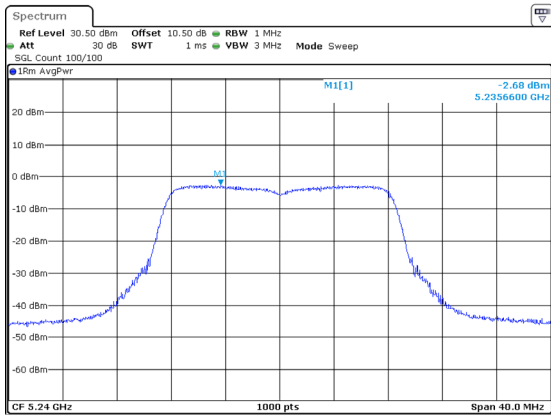
ProjectNo.:2501R29557E-RF Tester:Brian LI  
Date: 17.MAR.2025 22:36:58

802.11a\_5200MHz



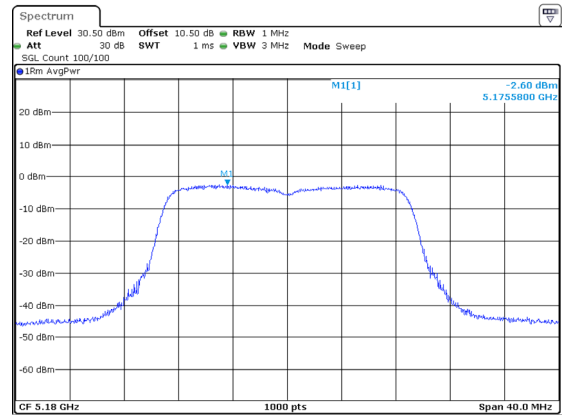
ProjectNo.:2501R29557E-RF Tester:Brian LI  
Date: 17.MAR.2025 22:39:04

802.11a\_5240MHz



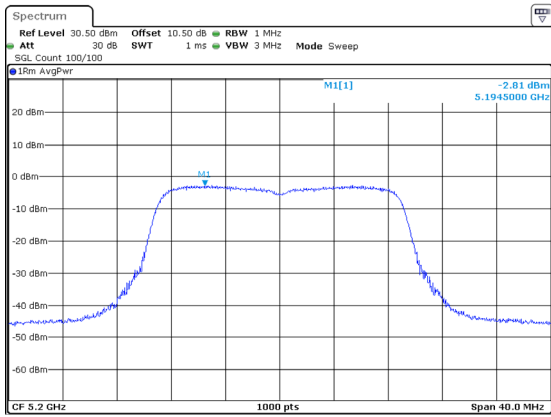
ProjectNo.:2501R29557E-RF Tester:Brian LI  
Date: 17.MAR.2025 22:40:48

802.11ac20\_5180MHz



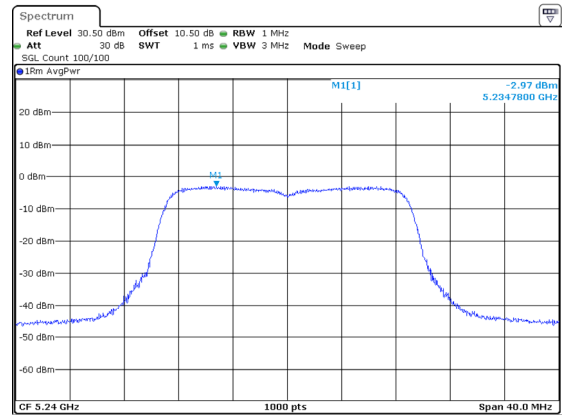
ProjectNo.:2501R29557E-RF Tester:Brian LI  
Date: 17.MAR.2025 22:42:50

802.11ac20\_5200MHz



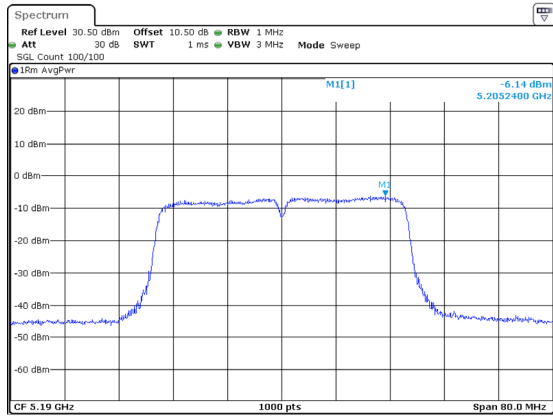
ProjectNo.:2501R29557E-RF Tester:Brian LI  
Date: 17.MAR.2025 22:45:52

802.11ac20\_5240MHz



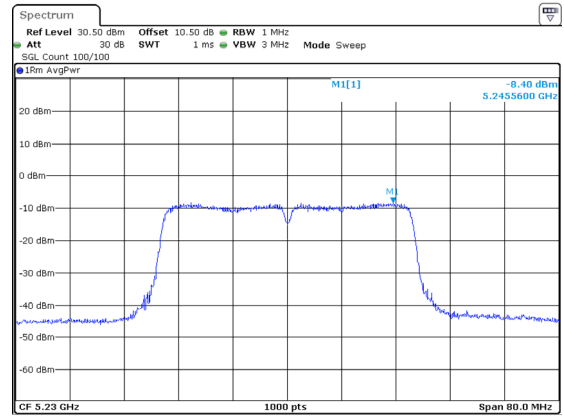
ProjectNo.:2501R29557E-RF Tester:Brian LI  
Date: 17.MAR.2025 22:47:35

802.11ac40\_5190MHz



ProjectNo.:2501R29557E-RF Tester:Brian Li  
Date: 17.MAR.2025 22:54:37

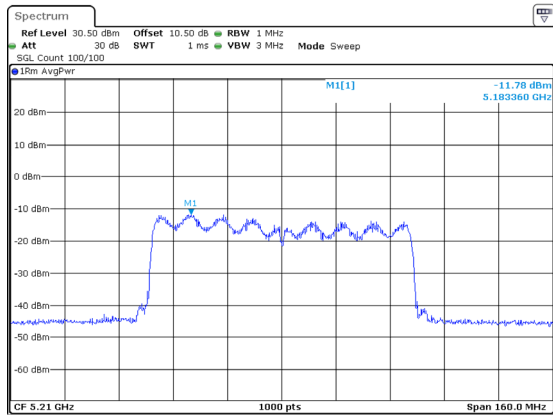
802.11ac40\_5230MHz



ProjectNo.:2501R29557E-RF Tester:Brian Li  
Date: 17.MAR.2025 22:56:16

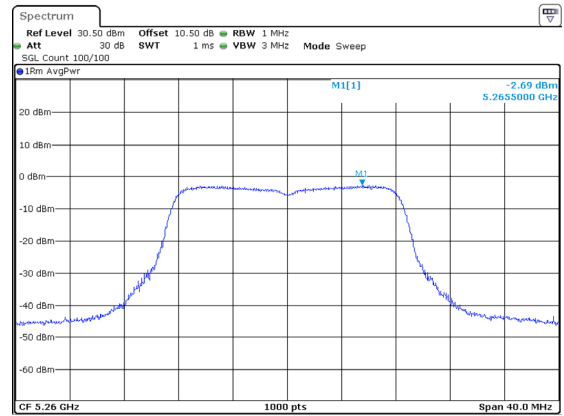
5250-5350MHz

802.11ac80\_5210MHz



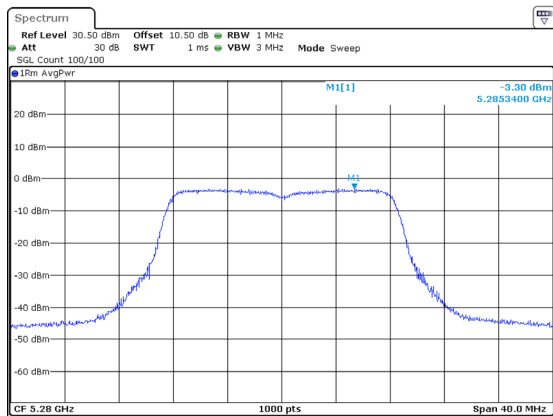
ProjectNo.:2501R29557E-RF Tester:Brian Li  
Date: 17.MAR.2025 22:58:37

802.11a\_5260MHz



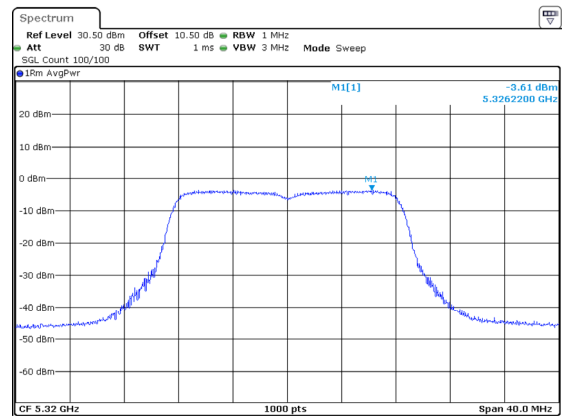
ProjectNo.:2501R29557E-RF Tester:Brian Li  
Date: 17.MAR.2025 23:00:36

802.11a\_5280MHz



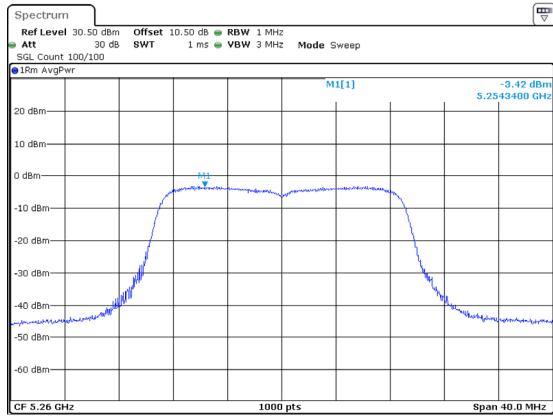
ProjectNo.:2501R29557E-RF Tester:Brian Li  
Date: 17.MAR.2025 23:05:35

802.11a\_5320MHz



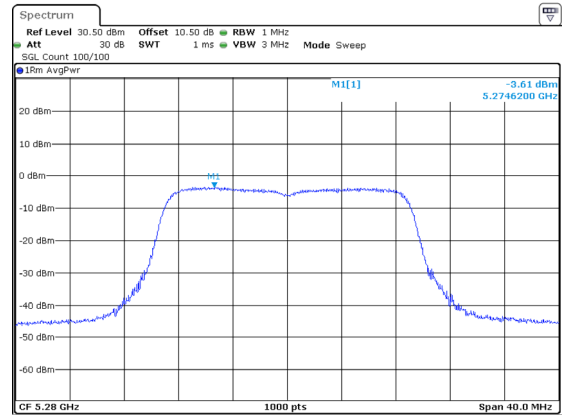
ProjectNo.:2501R29557E-RF Tester:Brian Li  
Date: 17.MAR.2025 23:07:43

802.11ac20\_5260MHz



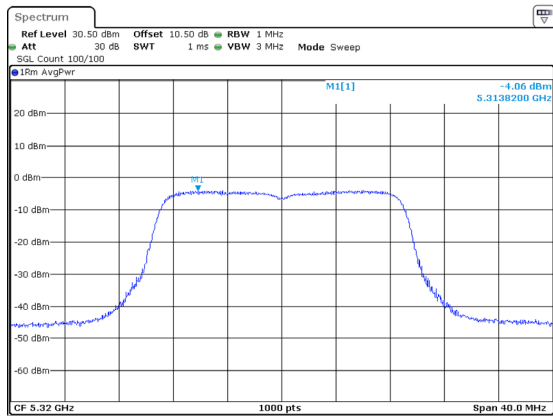
ProjectNo.:2501R29557E-RF Tester:Brian LI  
Date: 17.MAR.2025 23:09:45

802.11ac20\_5280MHz



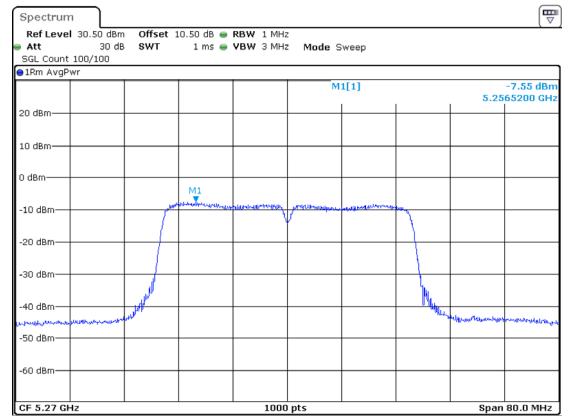
ProjectNo.:2501R29557E-RF Tester:Brian LI  
Date: 17.MAR.2025 23:11:54

802.11ac20\_5320MHz



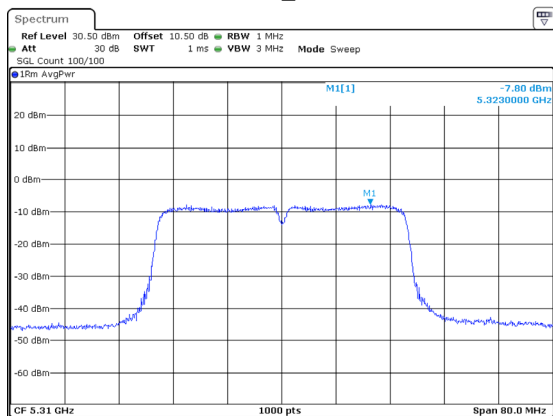
ProjectNo.:2501R29557E-RF Tester:Brian LI  
Date: 17.MAR.2025 23:13:26

802.11ac40\_5270MHz



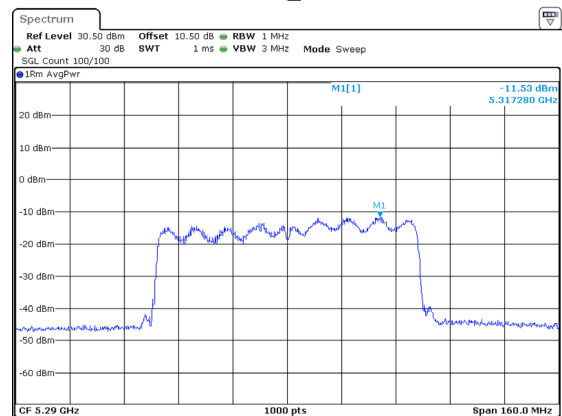
ProjectNo.:2501R29557E-RF Tester:Brian LI  
Date: 17.MAR.2025 23:14:46

802.11ac40\_5310MHz



ProjectNo.:2501R29557E-RF Tester:Brian LI  
Date: 17.MAR.2025 23:16:22

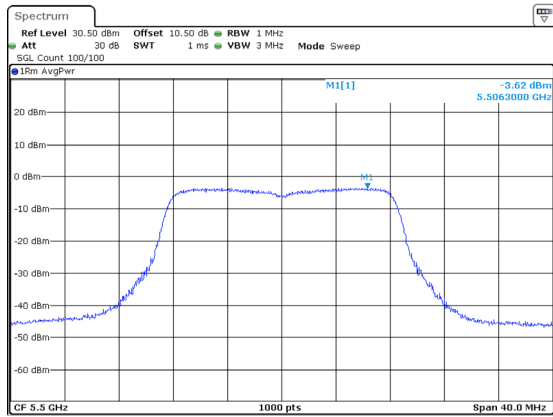
802.11ac80\_5290MHz



ProjectNo.:2501R29557E-RF Tester:Brian LI  
Date: 17.MAR.2025 23:19:21

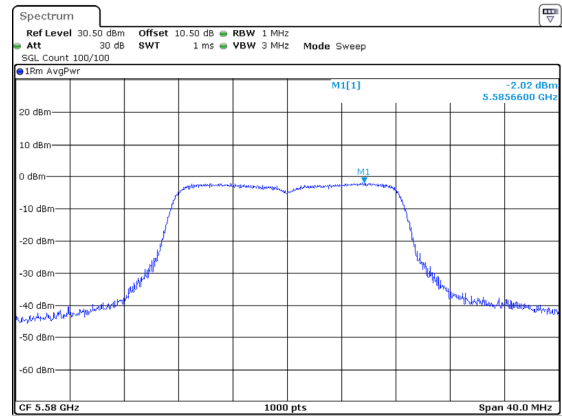
5470-5725MHz

802.11a\_5500MHz



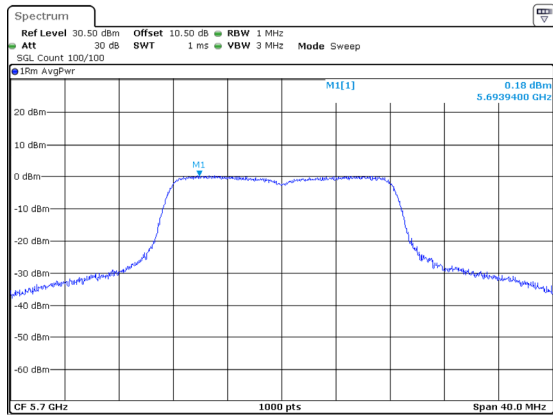
ProjectNo.:2501R29557E-RF Tester:Brian LI  
Date: 17.MAR.2025 23:21:25

802.11a\_5580MHz



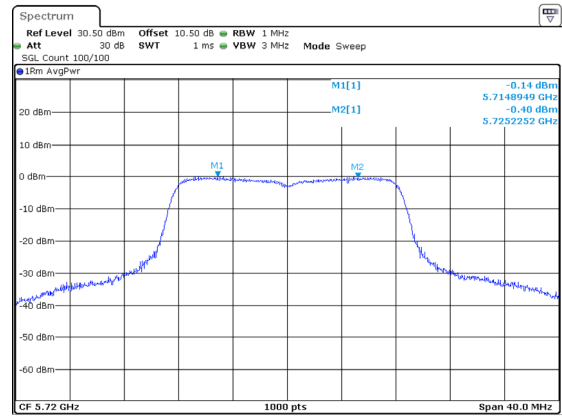
ProjectNo.:2501R29557E-RF Tester:Brian LI  
Date: 17.MAR.2025 23:23:23

802.11a\_5700MHz



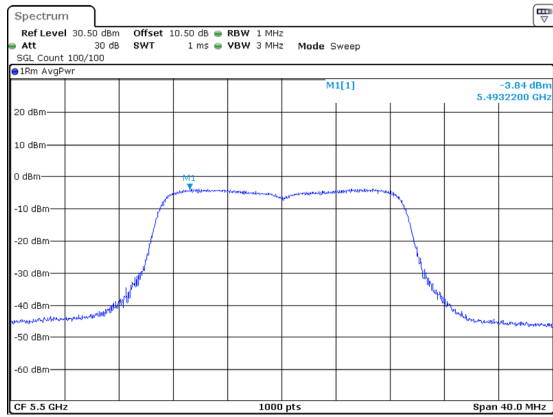
ProjectNo.:2501R29557E-RF Tester:Brian LI  
Date: 17.MAR.2025 23:25:22

802.11a\_5720MHz



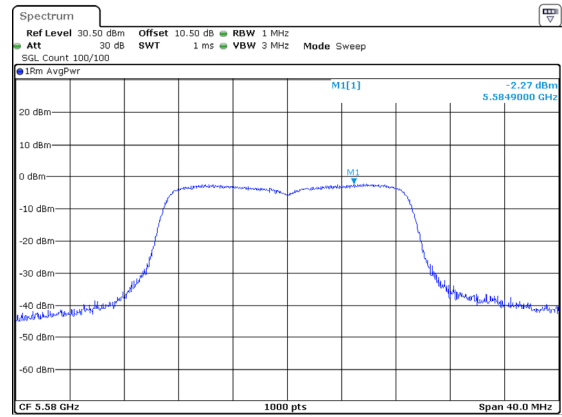
ProjectNo.:2501R29557E-RF Tester:Brian LI  
Date: 17.MAR.2025 23:27:28

802.11ac20\_5500MHz



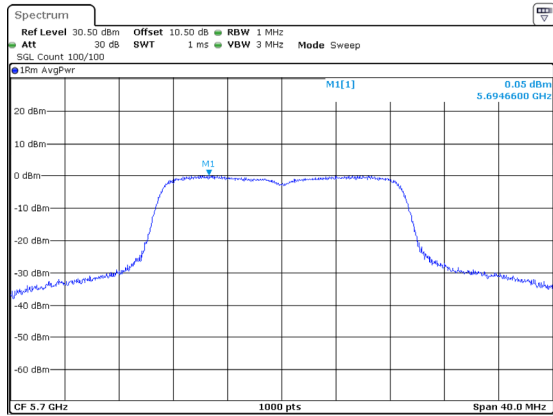
ProjectNo.:2501R29557E-RF Tester:Brian LI  
Date: 17.MAR.2025 23:30:19

802.11ac20\_5580MHz



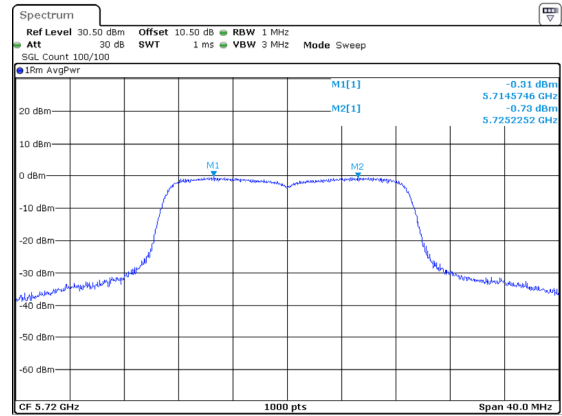
ProjectNo.:2501R29557E-RF Tester:Brian LI  
Date: 17.MAR.2025 23:33:04

802.11ac20\_5700MHz



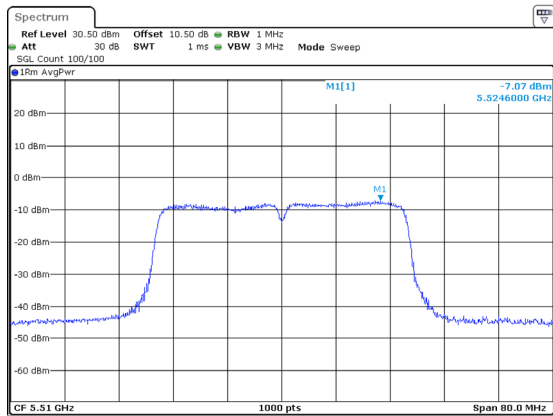
ProjectNo.:2501R29557E-RF Tester:Brian LI  
 Date: 17.MAR.2025 23:35:00

802.11ac20\_5720MHz



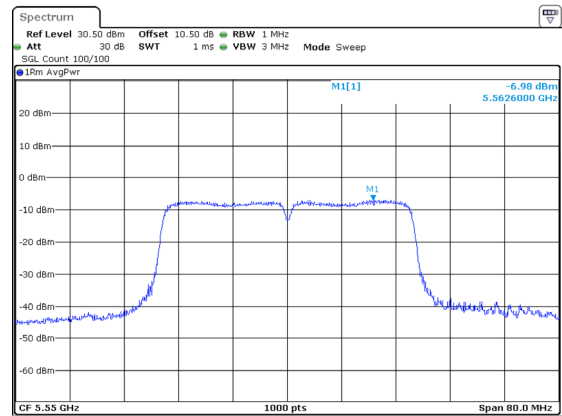
ProjectNo.:2501R29557E-RF Tester:Brian LI  
 Date: 17.MAR.2025 23:37:04

802.11ac40\_5510MHz



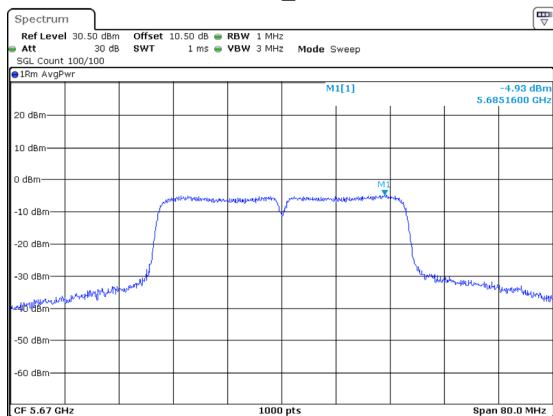
ProjectNo.:2501R29557E-RF Tester:Brian LI  
 Date: 17.MAR.2025 23:39:14

802.11ac40\_5550MHz



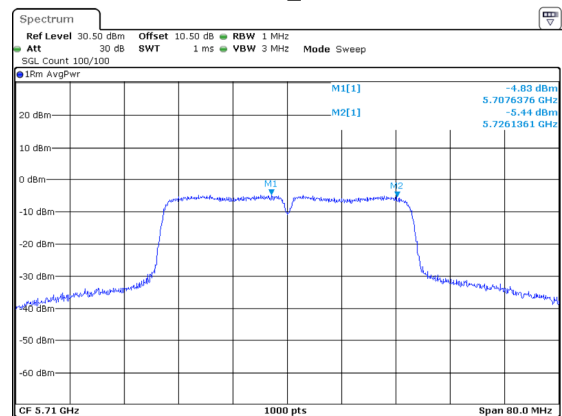
ProjectNo.:2501R29557E-RF Tester:Brian LI  
 Date: 17.MAR.2025 23:40:25

802.11ac40\_5670MHz



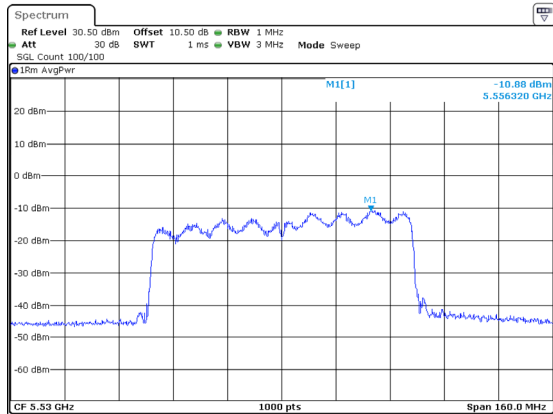
ProjectNo.:2501R29557E-RF Tester:Brian LI  
 Date: 17.MAR.2025 23:41:39

802.11ac40\_5710MHz

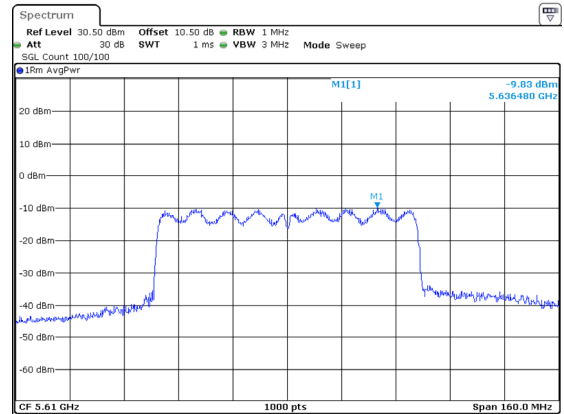


ProjectNo.:2501R29557E-RF Tester:Brian LI  
 Date: 17.MAR.2025 23:44:41

802.11ac80\_5530MHz

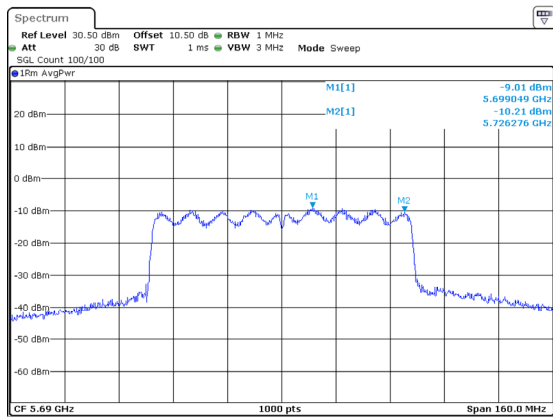


802.11ac80\_5610MHz

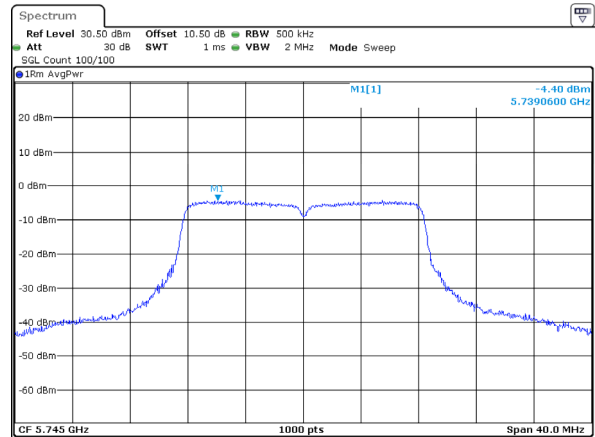


5725-5850MHz

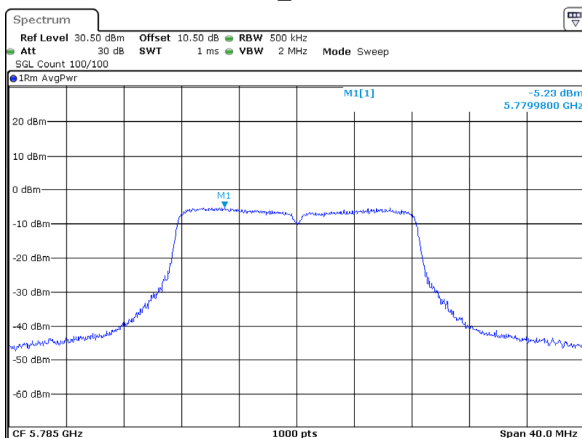
802.11ac80\_5690MHz



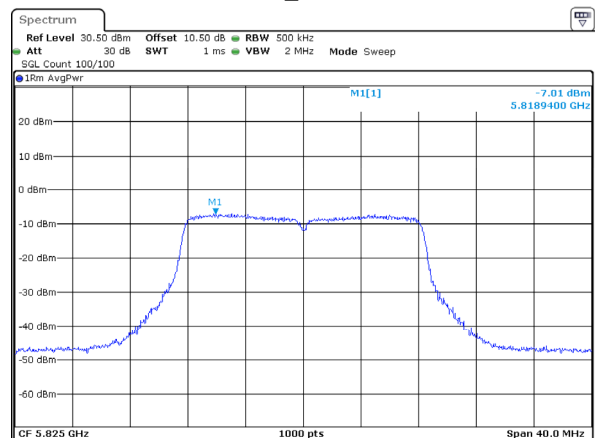
802.11a\_5745MHz



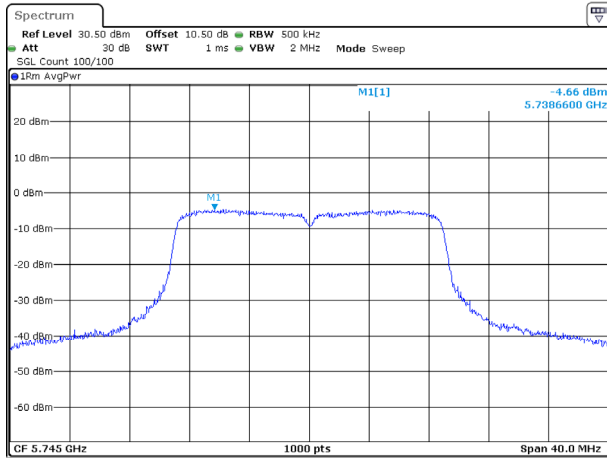
802.11a\_5785MHz



802.11a\_5825MHz

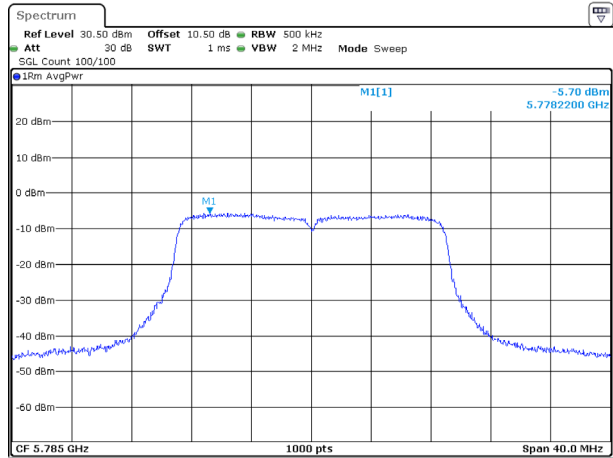


802.11ac20\_5745MHz



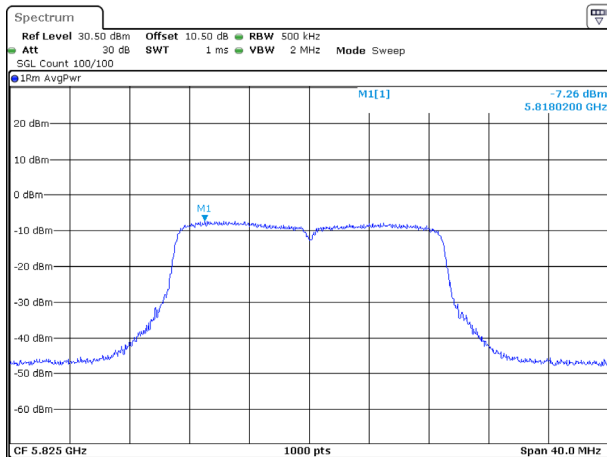
ProjectNo.:2501R29557E-RF Tester:Brian Li  
Date: 7.MAY.2025 22:07:05

802.11ac20\_5785MHz



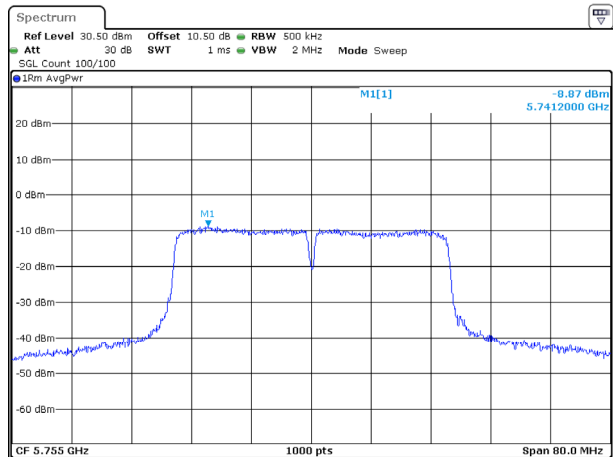
ProjectNo.:2501R29557E-RF Tester:Brian Li  
Date: 7.MAY.2025 22:10:07

802.11ac20\_5825MHz



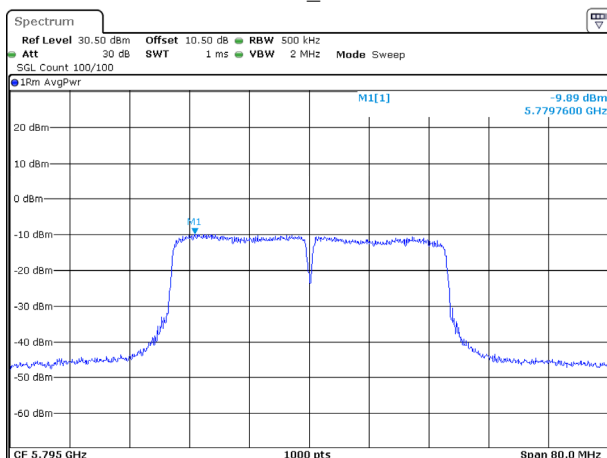
ProjectNo.:2501R29557E-RF Tester:Brian Li  
Date: 7.MAY.2025 22:11:57

802.11ac40\_5755MHz



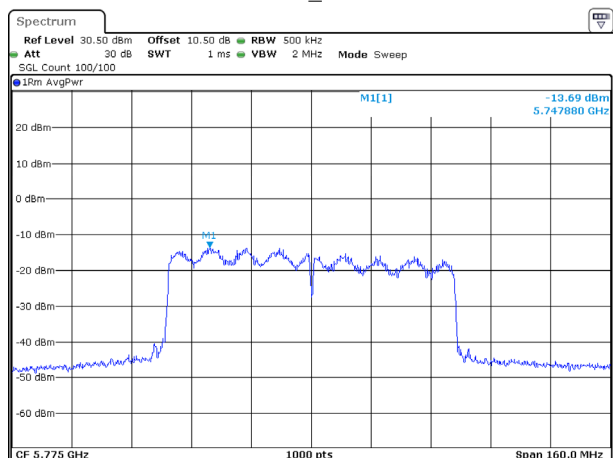
ProjectNo.:2501R29557E-RF Tester:Brian Li  
Date: 7.MAY.2025 22:16:11

802.11ac40\_5795MHz



ProjectNo.:2501R29557E-RF Tester:Brian Li  
Date: 7.MAY.2025 22:18:29

802.11ac80\_5775MHz



ProjectNo.:2501R29557E-RF Tester:Brian Li  
Date: 7.MAY.2025 22:20:32

**Duty Cycle**

**Test Information:**

<b>Sample No.:</b>	2Z6F-11	<b>Test Date:</b>	2025/03/17
<b>Test Site:</b>	RF	<b>Test Mode:</b>	Transmitting
<b>Tester:</b>	Brian Li	<b>Test Result:</b>	N/A

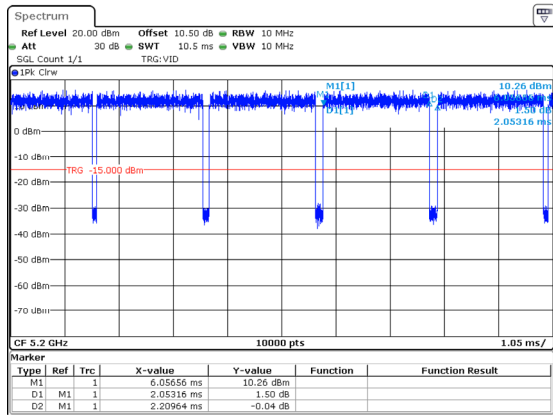
**Environmental Conditions:**

<b>Temperature: (°C)</b>	24	<b>Relative Humidity: (%)</b>	35	<b>ATM Pressure: (kPa)</b>	101
------------------------------	----	---------------------------------------	----	--------------------------------	-----

**Test Data:**

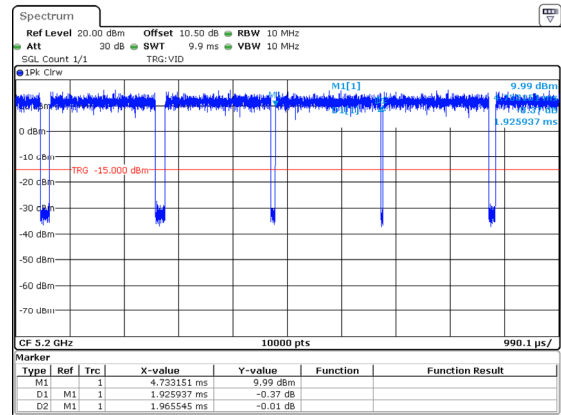
Mode	Test Frequency (MHz)	Ton (ms)	Ton+Toff (ms)	Duty Cycle (%)	Duty Cycle Factor(dB)	1/Ton (Hz)	VBW Setting (kHz)
802.11a	5200	<b>2.053</b>	2.210	92.90	0.32	487	0.500
802.11ac20	5200	1.926	1.966	97.97	0.09	519	1
802.11ac40	5190	0.944	1.526	61.86	2.09	1059	2
802.11ac80	5210	0.457	1.597	28.62	5.43	2188	3

802.11a\_5200MHz



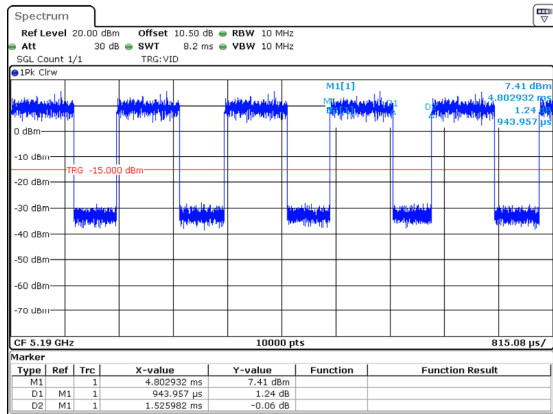
ProjectNo.:2501R29557E-RF Tester:Brian Li  
Date: 17.MAR.2025 22:06:16

802.11ac20\_5200MHz



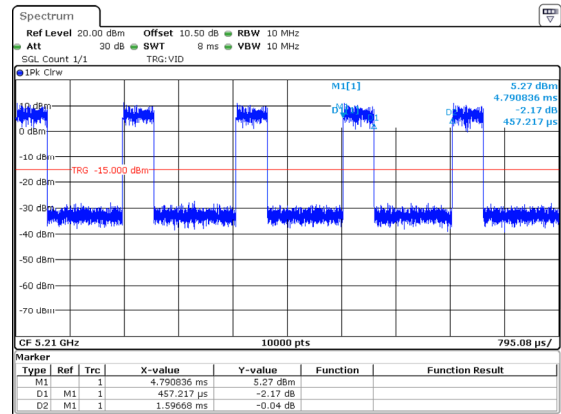
ProjectNo.:2501R29557E-RF Tester:Brian Li  
Date: 17.MAR.2025 22:07:39

802.11ac40\_5190MHz



ProjectNo.:2501R29557E-RF Tester:Brian Li  
Date: 17.MAR.2025 22:09:01

802.11ac80\_5210MHz



ProjectNo.:2501R29557E-RF Tester:Brian Li  
Date: 17.MAR.2025 22:10:18

## RF EXPOSURE EVALUATION

### MPE-Based Exemption

#### Applicable Standard

According to subpart 2.1091 systems operating under the provisions of this section shall be operated in a manner that ensures the public is not exposed to RF energy level in excess of the communication guidelines.

According to KDB 447498 D04 v01 Interim General RF Exposure Guidance

MPE-Based Exemption:

General frequency and separation-distance dependent MPE-based effective radiated power(ERP) thresholds are in Table B.1 [Table 1 of § 1.1307(b)(3)(i)(C)] to support an exemption from further evaluation from 300 kHz through 100 GHz.

Table 1 to § 1.1307(b)(3)(i)(C) - Single RF Sources Subject to Routine Environmental Evaluation

RF Source frequency (MHz)	Threshold ERP (watts)
0.3-1.34	1,920 R <sup>2</sup> .
1.34-30	3,450 R <sup>2</sup> /f <sup>2</sup> .
30-300	3.83 R <sup>2</sup> .
300-1,500	0.0128 R <sup>2</sup> f.
1,500-100,000	19.2R <sup>2</sup> .

R is the minimum separation distance in meters

f = frequency in MHz

For multiple RF sources: Multiple RF sources are exempt if:

in the case of fixed RF sources operating in the same time-averaging period, or of multiple mobile or portable RF sources within a device operating in the same time averaging period, if the sum of the fractional contributions to the applicable thresholds is less than or equal to 1 as indicated in the following equation:

$$\sum_{i=1}^a \frac{P_i}{P_{th,i}} + \sum_{j=1}^b \frac{ERP_j}{ERP_{th,j}} + \sum_{k=1}^c \frac{Evaluated_k}{Exposure Limit_k} \leq 1$$

Mode	Frequency (MHz)	Tune up conducted power <sup>#</sup> (dBm)	Antenna Gain <sup>#</sup>		ERP		Evaluation Distance (m)	ERP Limit (mW)
			(dBi)	(dBd)	(dBm)	(mW)		
Bluetooth	2402-2480	6.0	0	-2.15	3.85	2.43	0.2	768
BLE	2402-2480	9.0	0	-2.15	6.85	4.84	0.2	768
2.4G Wi-Fi	2412-2462	20.0	0	-2.15	17.85	60.95	0.2	768
5.2G Wi-Fi	5180-5240	10.0	0	-2.15	7.85	6.10	0.2	768
5.3G Wi-Fi	5260-5320	11.0	0	-2.15	8.85	7.67	0.2	768
5.6G Wi-Fi	5500-5720	12.0	0	-2.15	9.85	9.66	0.2	768
5.8G Wi-Fi	5745-5825	11.0	0	-2.15	8.85	7.67	0.2	768

Note: 1. The tune up conducted power and antenna gain was declared by the applicant.  
 2. 0dBd=2.15dBi  
 3. The Bluetooth, 2.4G Wi-Fi and 5G Wi-Fi can't transmit at same time.

To maintain compliance with the FCC's RF exposure guidelines, place the equipment at least 20cm from nearby persons.

**Result: Compliant**

**Field reference level exposure exemption limits**

**Applicable Standard**

According to RSS-102 Issue 6§6.6:

Field reference level (FRL) exposure evaluation is required if the separation distance between the user and/or bystander and the device’s radiating element is greater than 20 cm (i.e. mobile devices), except when the device operates as follows:

- below 20 MHz and the source-based, time-averaged maximum EIRP of the device is equal to or less than 1 W (adjusted for tune-up tolerance)
- at or above 20 MHz and below 48 MHz and the source-based, time-averaged maximum EIRP of the device is equal to or less than  $4.49/f^{0.5}$  W (adjusted for tune-up tolerance), where  $f$  is in MHz
- at or above 48 MHz and below 300 MHz and the source-based, time-averaged maximum EIRP of the device is equal to or less than 0.6 W (adjusted for tune-up tolerance)
- at or above 300 MHz and below 6 GHz and the source-based, time-averaged maximum EIRP of the device is equal to or less than  $1.31 \times 10^{-2} f^{0.6834}$  W (adjusted for tune-up tolerance), where  $f$  is in MHz
- at or above 6 GHz and the source-based, time-averaged maximum EIRP of the device is equal to or less than 5 W (adjusted for tune-up tolerance) In these cases, the information contained in the RF exposure technical brief may be limited to information that demonstrates how the EIRP was derived.

**Test Result:**

For worst case:

Mode	Frequency (MHz)	Antenna Gain# (dBi)	Tune up output power# (dBm)	EIRP (dBm)	EIRP (W)	Evaluation Distance (m)	Limit (W)
Bluetooth	2402-2480	0	6.0	6.0	0.004	0.2	2.68
BLE	2402-2480	0	9.0	9.0	0.008	0.2	2.68
2.4G Wi-Fi	2412-2462	0	20.0	20.0	0.100	0.2	2.68
5G Wi-Fi	5180-5240	0	10.0	10.0	0.010	0.2	4.53
	5260-5320	0	11.0	11.0	0.013	0.2	4.57
	5500-5580 & 5660-5720	0	12.0	12.0	0.016	0.2	4.71
	5745-5825	0	11.0	11.0	0.013	0.2	4.86

Note:

- 1) The tune up conducted power and antenna gain was declared by the applicant.
- 2) The Bluetooth, 2.4G Wi-Fi and 5G Wi-Fi can’t transmit at the same time.

**Result: Compliant**

To maintain compliance with the RF exposure guidelines, place the equipment at least 20cm from nearby persons.

---

## **EUT PHOTOGRAPHS**

---

Please refer to the attachment 2501R29557E-RF External photo and 2501R29557E-RF Internal photo.

## **TEST SETUP PHOTOGRAPHS**

---

Please refer to the attachment 2501R29557E-RFC Test Setup photo.

**\*\*\*\*\* END OF REPORT \*\*\*\*\***