

## INTERTEK TESTING SERVICES

---

### Config Photo




Figure 1 – Back surface with 5mm Separation




Figure 2 – Front surface with 5mm Separation

## INTERTEK TESTING SERVICES

---




Figure 3 – Top surface with 5mm Separation




Figure 4 – Back surface (antenna extended) with 5mm Separation

## INTERTEK TESTING SERVICES

---




Figure 5 – Front surface (antenna extended) with 5mm Separation



Figure 6 – Top surface (antenna extended) with 5mm Separation