

FCC Part 47 §15.247 2400-2483.5 MHz 2015

DUT Information

Frequencies

BT CH 0 (2402 MHz)	BT CH 1 (2403 MHz)	BT CH 2 (2404 MHz)
BT CH 3 (2405 MHz)	BT CH 4 (2406 MHz)	BT CH 5 (2407 MHz)
BT CH 6 (2408 MHz)	BT CH 7 (2409 MHz)	BT CH 8 (2410 MHz)
BT CH 9 (2411 MHz)	BT CH 10 (2412 MHz)	BT CH 11 (2413 MHz)
BT CH 12 (2414 MHz)	BT CH 13 (2415 MHz)	BT CH 14 (2416 MHz)
BT CH 15 (2417 MHz)	BT CH 16 (2418 MHz)	BT CH 17 (2419 MHz)
BT CH 18 (2420 MHz)	BT CH 19 (2421 MHz)	BT CH 20 (2422 MHz)
BT CH 21 (2423 MHz)	BT CH 22 (2424 MHz)	BT CH 23 (2425 MHz)
BT CH 24 (2426 MHz)	BT CH 25 (2427 MHz)	BT CH 26 (2428 MHz)
BT CH 27 (2429 MHz)	BT CH 28 (2430 MHz)	BT CH 29 (2431 MHz)
BT CH 30 (2432 MHz)	BT CH 31 (2433 MHz)	BT CH 32 (2434 MHz)
BT CH 33 (2435 MHz)	BT CH 34 (2436 MHz)	BT CH 35 (2437 MHz)
BT CH 36 (2438 MHz)	BT CH 37 (2439 MHz)	BT CH 38 (2440 MHz)
BT CH 39 (2441 MHz)	BT CH 40 (2442 MHz)	BT CH 41 (2443 MHz)
BT CH 42 (2444 MHz)	BT CH 43 (2445 MHz)	BT CH 44 (2446 MHz)
BT CH 45 (2447 MHz)	BT CH 46 (2448 MHz)	BT CH 47 (2449 MHz)
BT CH 48 (2450 MHz)	BT CH 49 (2451 MHz)	BT CH 50 (2452 MHz)
BT CH 51 (2453 MHz)	BT CH 52 (2454 MHz)	BT CH 53 (2455 MHz)
BT CH 54 (2456 MHz)	BT CH 55 (2457 MHz)	BT CH 56 (2458 MHz)
BT CH 57 (2459 MHz)	BT CH 58 (2460 MHz)	BT CH 59 (2461 MHz)
BT CH 60 (2462 MHz)	BT CH 61 (2463 MHz)	BT CH 62 (2464 MHz)
BT CH 63 (2465 MHz)	BT CH 64 (2466 MHz)	BT CH 65 (2467 MHz)
BT CH 66 (2468 MHz)	BT CH 67 (2469 MHz)	BT CH 68 (2470 MHz)
BT CH 69 (2471 MHz)	BT CH 70 (2472 MHz)	BT CH 71 (2473 MHz)
BT CH 72 (2474 MHz)	BT CH 73 (2475 MHz)	BT CH 74 (2476 MHz)
BT CH 75 (2477 MHz)	BT CH 76 (2478 MHz)	BT CH 77 (2479 MHz)
BT CH 78 (2480 MHz)		

Bandwidths

1 MHz (1 MHz)	2 MHz (2 MHz)	3 MHz (3 MHz)
---------------	---------------	---------------

Power

20.000 dBm (20 dBm)

Beamforming Gain

Powerstep name (value)	Beamforming gain table names
20.000 dBm (20 dBm)	0;

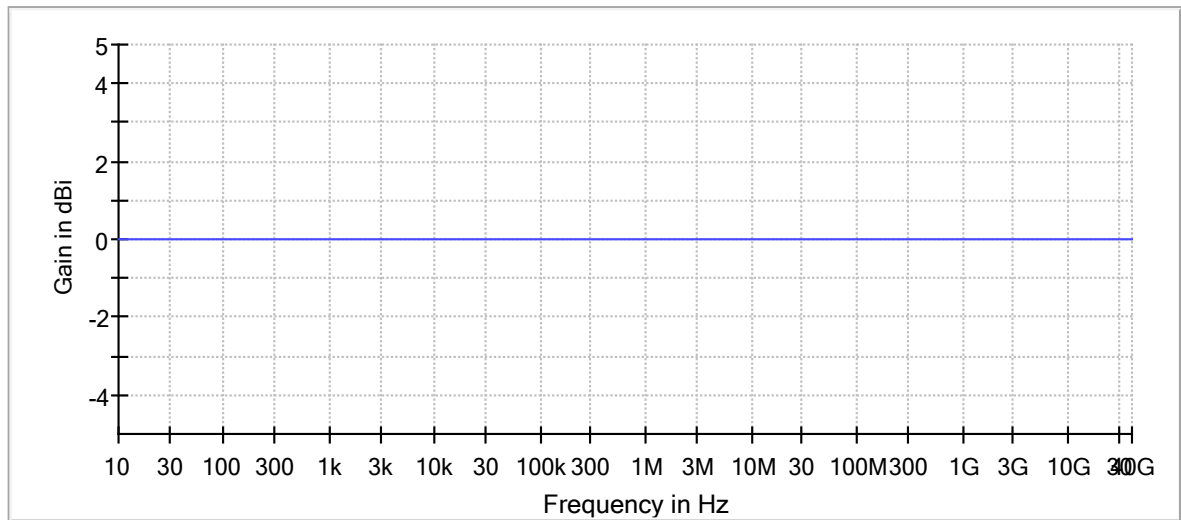
Gain Tables

Powerstep name (value)	Gain table names
20.000 dBm (20 dBm)	Port 1: ---;

DUT Settings

No. of transmission chains	1
Equipment Type	Other
Digital Modulation	No
Frequency Hopping	Yes
Carrier Frequency Separation	1 MHz
Dwell Time	5 ms

Gaintable 0



✗ Value — Gaintable: 0

Hardware Setup: WMS Measurements\TS8997

Spectrum Analyzer: SA FSV 40 (SA FSV 40) @ VISA (ADR
TCPIP::192.168.48.111::INST0::INSTR), SN 1307.9002K40/101076,
FW 3.40

Vector Generator: VG SMBV100B (VG SMBV100B) @ VISA (ADR
TCPIP::192.168.48.29::INST0::INSTR), SN 101685, FW 4.70.006.33

Generator: SMB100Aa (SMB100A) @ VISA (ADR
TCPIP::192.168.48.28::INST0::INSTR), SN 177894, FW / Drv:Rev
2.21.0, 07/2016, CVI 2015

OSP: OSP-B157W (OSP-B157W) @ VISA (ADR
TCPIP::192.168.48.157::INST0::INSTR), SN 1527.1144. /, FW
1.27.0.0

Summary

Test	Frequency (MHz)	Nominal Power (dBm)	Nominal Bandwidth (MHz)	Result
Band Edge low	--- (hopping)	20.0	2.000000	PASS
Band Edge high	--- (hopping)	20.0	2.000000	PASS
Time of Channel Occupancy	2405.000 (hopping)	20.0	2.000000	PASS
Emission Bandwidth 20 dB	2405.000 (single)	20.0	2.000000	PASS
Band Edge low	2405.000 (single)	20.0	2.000000	PASS
Tx Spurious Emission	2405.000 (single)	20.0	2.000000	PASS
Emission Bandwidth 20 dB	2441.000 (single)	20.0	2.000000	PASS
Tx Spurious Emission	2441.000 (single)	20.0	2.000000	PASS
Emission Bandwidth 20 dB	2475.000 (single)	20.0	2.000000	PASS
Band Edge high	2475.000 (single)	20.0	2.000000	PASS
Tx Spurious Emission	2475.000 (single)	20.0	2.000000	PASS

Band Edge low (frequency independent; 20.000 dBm; 2 MHz)

Result

DUT Frequency (MHz)	Result
hopping	PASS

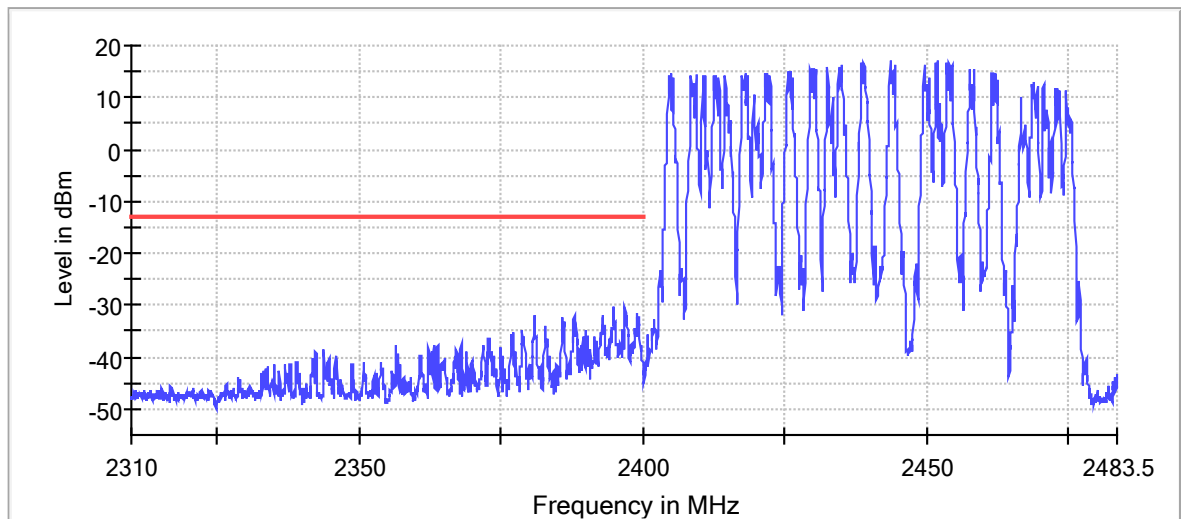
Inband Peak

Frequency (MHz)	Level (dBm)
2443.575000	17.1

Measurements

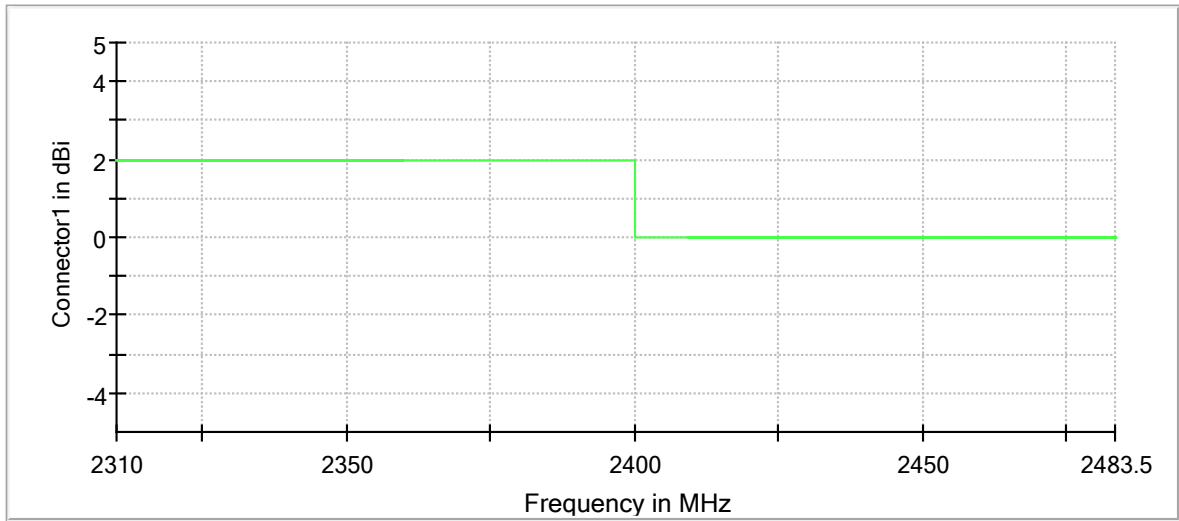
Frequency (MHz)	Level (dBm)	Margin (dB)	Limit (dBm)	Result
2396.925000	-30.2	17.3	-12.9	PASS
2396.875000	-30.3	17.4	-12.9	PASS
2394.875000	-30.5	17.6	-12.9	PASS
2394.925000	-30.8	17.9	-12.9	PASS
2399.125000	-31.5	18.6	-12.9	PASS
2399.075000	-31.6	18.7	-12.9	PASS
2396.975000	-31.7	18.8	-12.9	PASS
2394.825000	-31.8	18.9	-12.9	PASS
2380.925000	-31.8	18.9	-12.9	PASS
2380.975000	-32.0	19.1	-12.9	PASS
2392.875000	-32.0	19.1	-12.9	PASS
2387.925000	-32.1	19.2	-12.9	PASS
2397.175000	-32.1	19.2	-12.9	PASS
2392.925000	-32.1	19.3	-12.9	PASS
2399.175000	-32.2	19.3	-12.9	PASS

Band Edge



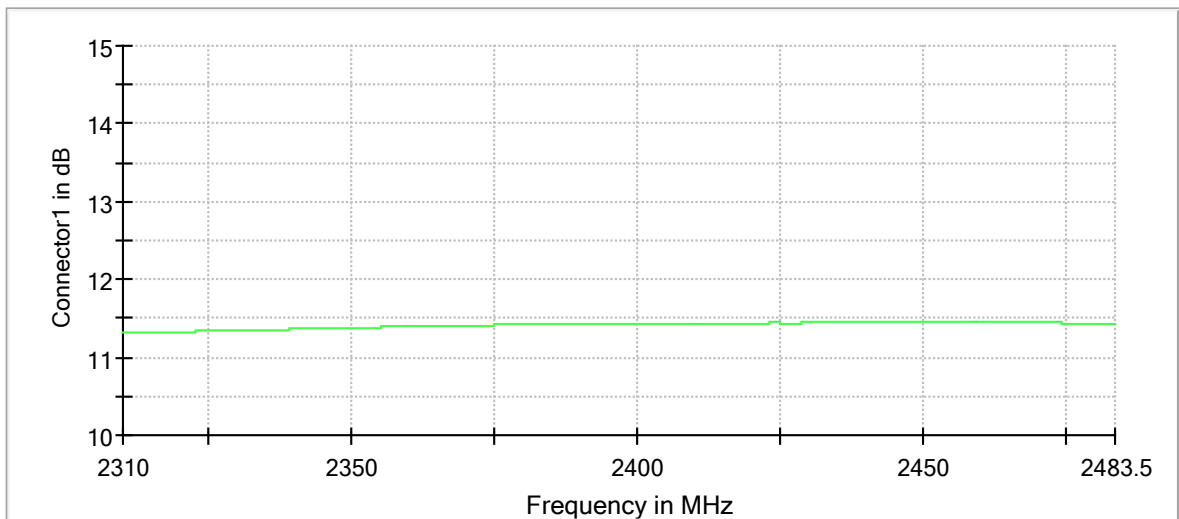
— Limit — Sum Level × Fail

Gain



Connector1

Attenuation



Connector1

Measurement 1

Setting	Instrument Value	Target Value
Start Frequency	2.31000 GHz	2.31000 GHz
Stop Frequency	2.40000 GHz	2.40000 GHz
Span	90.000 MHz	90.000 MHz
RBW	100.000 kHz	<= 100.000 kHz
VBW	300.000 kHz	>= 300.000 kHz
SweepPoints	1800	~ 1800
Sweeptime	113.672 μ s	AUTO
Reference Level	10.000 dBm	10.000 dBm
Attenuation	30.000 dB	AUTO
Detector	MaxPeak	MaxPeak
SweepCount	100	100
Filter	3 dB	3 dB
Trace Mode	Max Hold	Max Hold
Sweeptype	FFT	AUTO
Preamp	off	off
Stablemode	Trace	Trace
Stablevalue	0.50 dB	0.50 dB

Run	35 / max. 150	max. 150
Stable	3 / 3	3
Max Stable Difference	0.00 dB	0.50 dB

Measurement 2

Setting	Instrument Value	Target Value
Start Frequency	2.40000 GHz	2.40000 GHz
Stop Frequency	2.48350 GHz	2.48350 GHz
Span	83.500 MHz	83.500 MHz
RBW	100.000 kHz	<= 100.000 kHz
VBW	300.000 kHz	>= 300.000 kHz
SweepPoints	1670	~ 1670
Sweeptime	94.727 µs	AUTO
Reference Level	10.000 dBm	10.000 dBm
Attenuation	30.000 dB	AUTO
Detector	MaxPeak	MaxPeak
SweepCount	100	100
Filter	3 dB	3 dB
Trace Mode	Max Hold	Max Hold
SweepType	FFT	AUTO
Preamp	off	off
Stablemode	Trace	Trace
Stablevalue	0.50 dB	0.50 dB
Run	100 / max. 150	max. 150
Stable	3 / 3	3
Max Stable Difference	0.00 dB	0.50 dB

Band Edge high (frequency independent; 20.000 dBm; 2 MHz)

Result

DUT Frequency (MHz)	Result
hopping	PASS

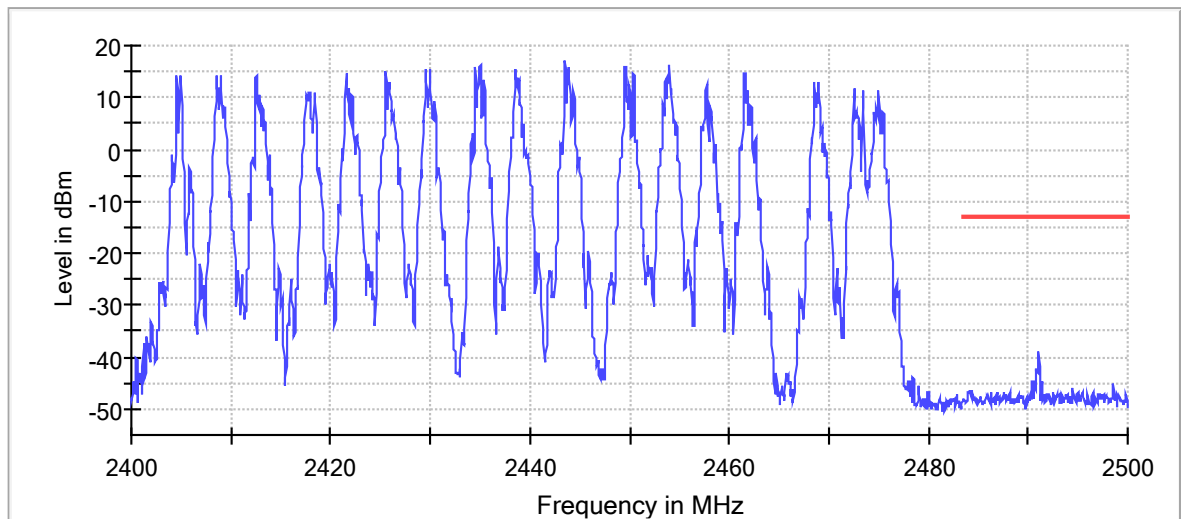
Inband Peak

Frequency (MHz)	Level (dBm)
2443.575000	17.0

Measurements

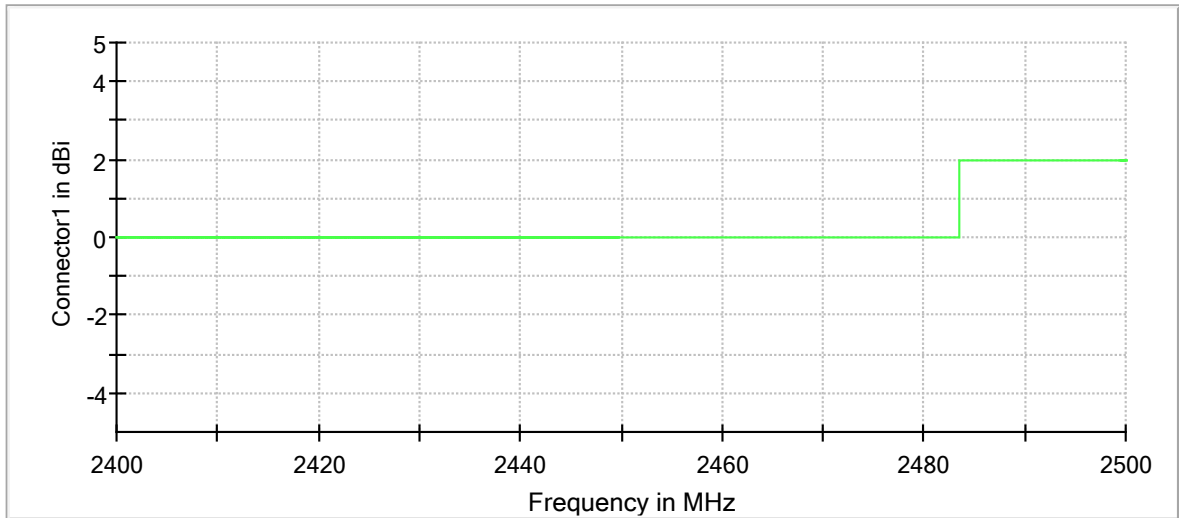
Frequency (MHz)	Level (dBm)	Margin (dB)	Limit (dBm)	Result
2491.025000	-39.0	26.0	-13.0	PASS
2491.075000	-39.1	26.1	-13.0	PASS
2490.975000	-40.7	27.7	-13.0	PASS
2491.125000	-41.6	28.6	-13.0	PASS
2490.825000	-42.1	29.1	-13.0	PASS
2490.875000	-42.6	29.6	-13.0	PASS
2491.225000	-42.8	29.8	-13.0	PASS
2491.175000	-42.8	29.8	-13.0	PASS
2490.925000	-42.8	29.8	-13.0	PASS
2490.775000	-43.1	30.1	-13.0	PASS
2491.275000	-44.0	31.0	-13.0	PASS
2490.425000	-44.5	31.5	-13.0	PASS
2491.375000	-44.6	31.6	-13.0	PASS
2491.425000	-44.6	31.6	-13.0	PASS
2490.475000	-44.8	31.7	-13.0	PASS

Band Edge



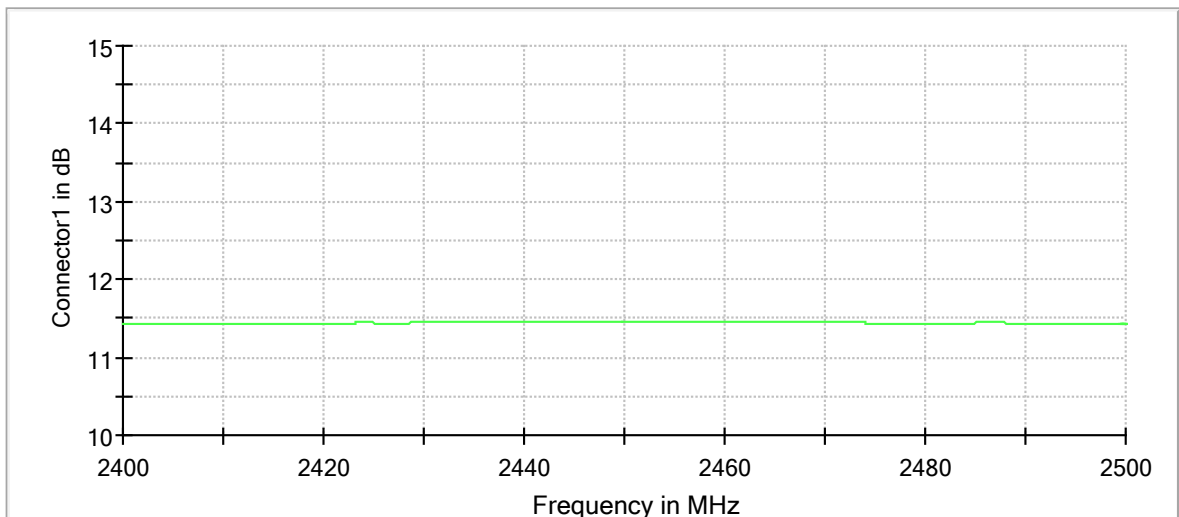
— Limit — Sum Level × Fail

Gain



Connector1

Attenuation



Connector1

Measurement 1

Setting	Instrument Value	Target Value
Start Frequency	2.40000 GHz	2.40000 GHz
Stop Frequency	2.48350 GHz	2.48350 GHz
Span	83.500 MHz	83.500 MHz
RBW	100.000 kHz	<= 100.000 kHz
VBW	300.000 kHz	>= 300.000 kHz
SweepPoints	1670	~ 1670
Sweeptime	94.727 μs	AUTO
Reference Level	10.000 dBm	10.000 dBm
Attenuation	30.000 dB	AUTO
Detector	MaxPeak	MaxPeak
SweepCount	100	100
Filter	3 dB	3 dB
Trace Mode	Max Hold	Max Hold
Sweeptype	FFT	AUTO
Preamp	off	off
Stablemode	Trace	Trace
Stablevalue	0.50 dB	0.50 dB

Run	20 / max. 150	max. 150
Stable	3 / 3	3
Max Stable Difference	0.00 dB	0.50 dB

Measurement 2

Setting	Instrument Value	Target Value
Start Frequency	2.48350 GHz	2.48350 GHz
Stop Frequency	2.50000 GHz	2.50000 GHz
Span	16.500 MHz	16.500 MHz
RBW	100.000 kHz	<= 100.000 kHz
VBW	300.000 kHz	>= 300.000 kHz
SweepPoints	330	~ 330
Sweeptime	18.945 µs	AUTO
Reference Level	10.000 dBm	10.000 dBm
Attenuation	30.000 dB	AUTO
Detector	MaxPeak	MaxPeak
SweepCount	100	100
Filter	3 dB	3 dB
Trace Mode	Max Hold	Max Hold
SweepType	FFT	AUTO
Preamp	off	off
Stablemode	Trace	Trace
Stablevalue	0.50 dB	0.50 dB
Run	4 / max. 150	max. 150
Stable	3 / 3	3
Max Stable Difference	0.00 dB	0.50 dB

Time of Channel Occupancy (2405 MHz; 20.000 dBm; 2 MHz)

Customized settings.

Result

DUT Frequency (MHz)	Result	Number of Hops	Average time of occupancy (ms)	Threshold (dBm)
2405.000000	PASS	29	38.834	0.0

Periode

Min (ms)	Max (ms)	Mean (ms)
169.985	260.156	214.996

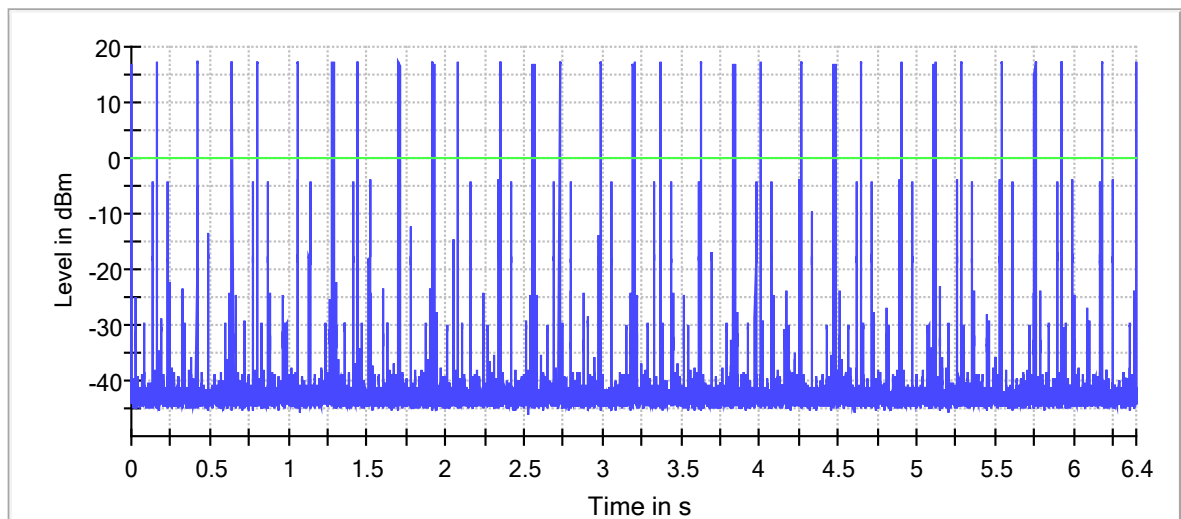
Transmit Time per Hop

Min (ms)	Max (ms)	Limit Max for Max (ms)	Limit Min for Max (ms)	Mean (ms)
0.96	1.948	400.000	0.000	1.272

DwellTime

Min (ms)	Max (ms)	Mean (ms)
0.96	11.118	4.080

Time of Channel Occupancy



— Trace — Threshold

Measurement

Setting	Instrument Value	Target Value
Center Frequency	2.40500 GHz	2.40500 GHz
Span	ZeroSpan	ZeroSpan
RBW	1.000 MHz	~ 1.000 MHz
VBW	3.000 MHz	~ 3.000 MHz
SweepPoints	30001	~ 30001
Sweeptime	6.400 s	6.400 s

Reference Level	-10.000 dBm	-10.000 dBm
Attenuation	0.000 dB	0.000 dB
Detector	MaxPeak	MaxPeak
SweepCount	1	1
Filter	Channel	Channel
Trace Mode	Clear Write	Clear Write
SweepType	Sweep	AUTO
Preamp	off	off
Trigger	External	External
Trigger Offset	0.000 s	0.000 s

OSP

Setting	Instrument Value	Target Value
Measurement Time	6.400 s	6.400 s
Tracepoints	6400000	6400000
Time resolution	1.000 µs	1.000 µs
Detector	RMS	RMS

Emission Bandwidth 20 dB (2405 MHz; 20.000 dBm; 2 MHz; Test Mode)

Customized settings.

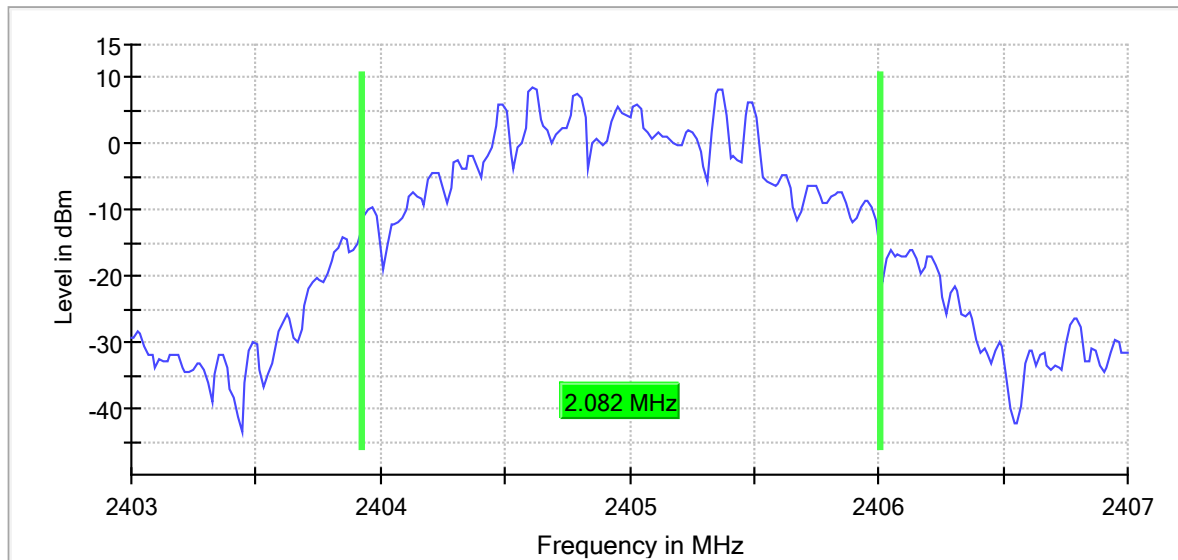
20 dB Bandwidth

DUT Frequency (MHz)	Bandwidth (MHz)	Limit Min (MHz)	Limit Max (MHz)	Band Edge Left (MHz)	Band Edge Right (MHz)
2405.000000	2.082397	---	---	2403.921348	2406.003745

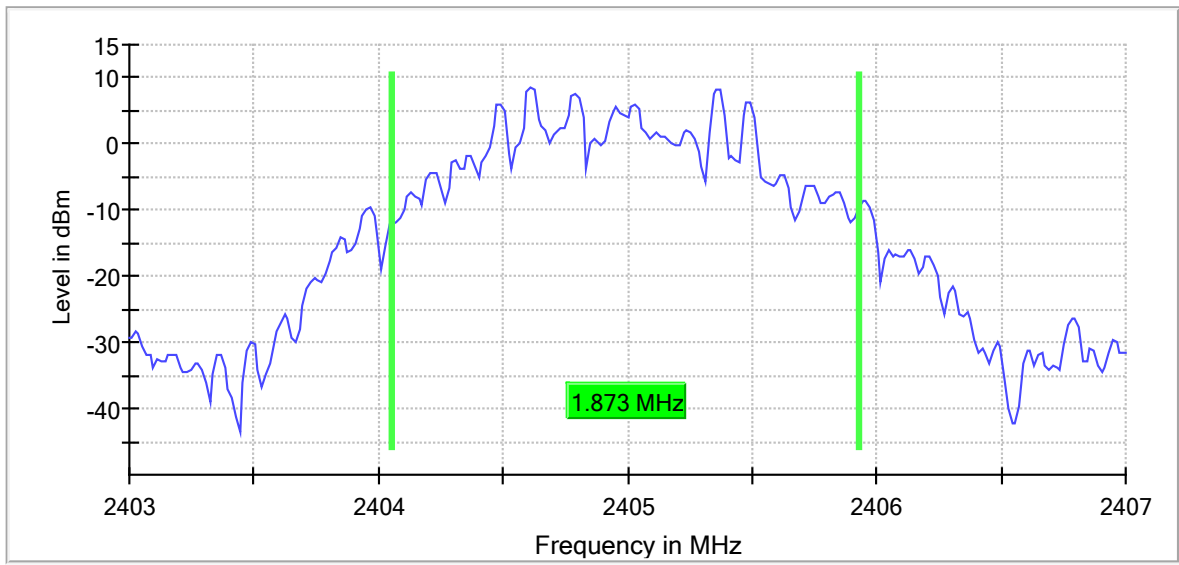
(continuation of the "20 dB Bandwidth" table from column 6 ...)

DUT Frequency (MHz)	Max Level (dBm)	Result
2405.000000	8.4	PASS

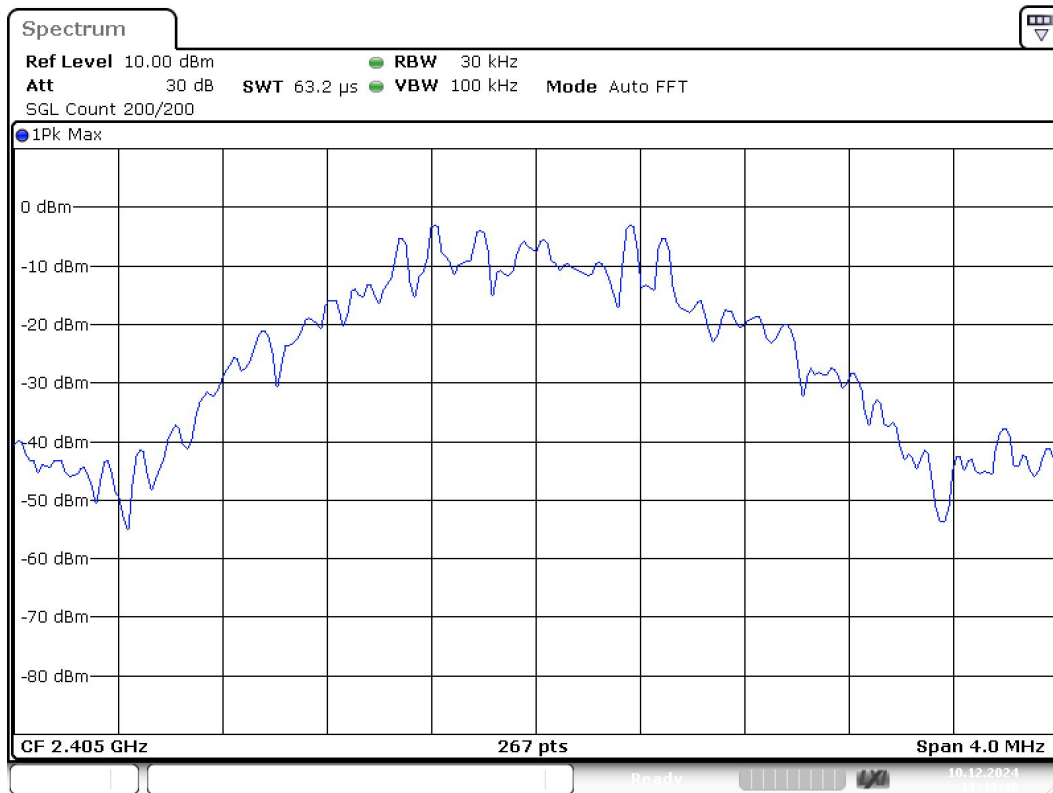
20 dB Bandwidth



99 % Bandwidth



Bandwidth



Date: 10.DEC.2024 11:49:46

Measurement

Setting	Instrument Value	Target Value
Start Frequency	2.40300 GHz	2.40300 GHz
Stop Frequency	2.40700 GHz	2.40700 GHz
Span	4.000 MHz	4.000 MHz
RBW	30.000 kHz	>= 30.000 kHz
VBW	100.000 kHz	>= 90.000 kHz
SweepPoints	267	~ 267
Sweeptime	63.230 μs	AUTO
Reference Level	10.000 dBm	10.000 dBm
Attenuation	30.000 dB	AUTO
Detector	MaxPeak	MaxPeak
SweepCount	200	200
Filter	3 dB	3 dB
Trace Mode	Max Hold	Max Hold
Sweeptype	FFT	AUTO
Preamp	off	off
Stablemode	Trace	Trace
Stablevalue	0.50 dB	0.50 dB
Run	1 / max. 1	max. 1
Stable	0 / 1	1
Max Stable Difference	0.00 dB	0.50 dB

Band Edge low (2405 MHz; 20.000 dBm; 2 MHz; Test Mode)

Result

DUT Frequency (MHz)	Result
2405.000000	PASS

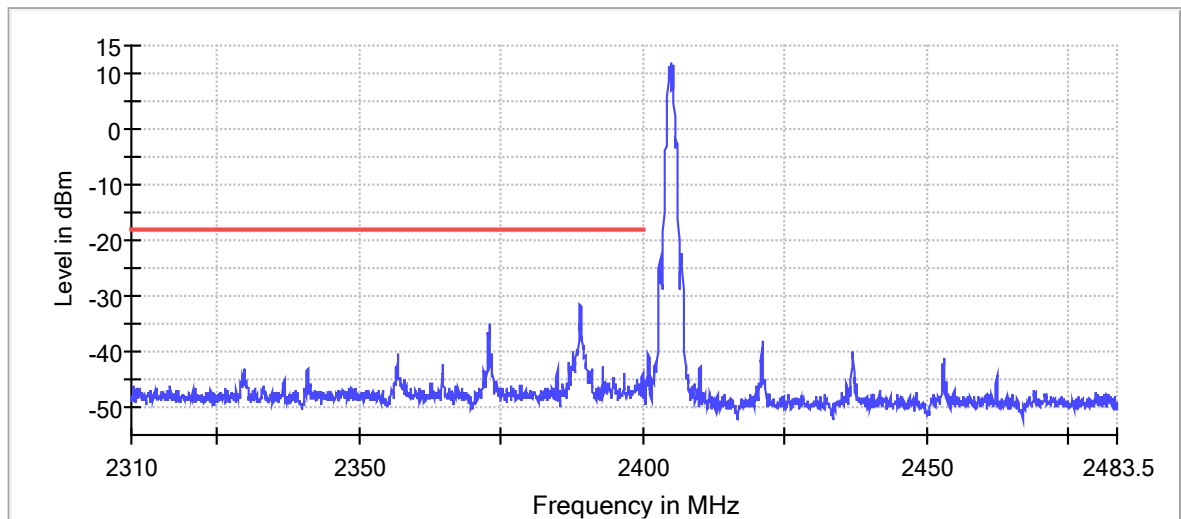
Inband Peak

Frequency (MHz)	Level (dBm)
2405.025000	12.0

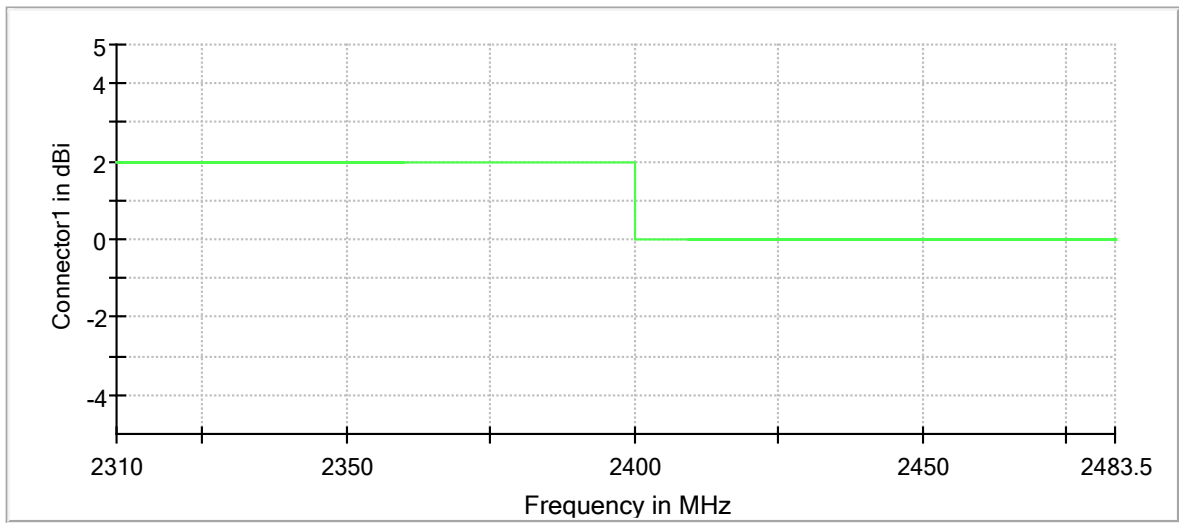
Measurements

Frequency (MHz)	Level (dBm)	Margin (dB)	Limit (dBm)	Result
2389.025000	-31.4	13.5	-18.0	PASS
2389.075000	-32.0	14.0	-18.0	PASS
2388.975000	-32.2	14.3	-18.0	PASS
2388.825000	-35.0	17.0	-18.0	PASS
2388.775000	-35.1	17.1	-18.0	PASS
2373.025000	-35.1	17.1	-18.0	PASS
2388.925000	-35.1	17.2	-18.0	PASS
2389.125000	-35.2	17.2	-18.0	PASS
2373.075000	-35.4	17.4	-18.0	PASS
2372.975000	-35.5	17.5	-18.0	PASS
2388.875000	-36.1	18.1	-18.0	PASS
2389.175000	-36.5	18.5	-18.0	PASS
2389.225000	-36.5	18.6	-18.0	PASS
2372.825000	-36.6	18.6	-18.0	PASS
2372.875000	-37.0	19.1	-18.0	PASS

Band Edge

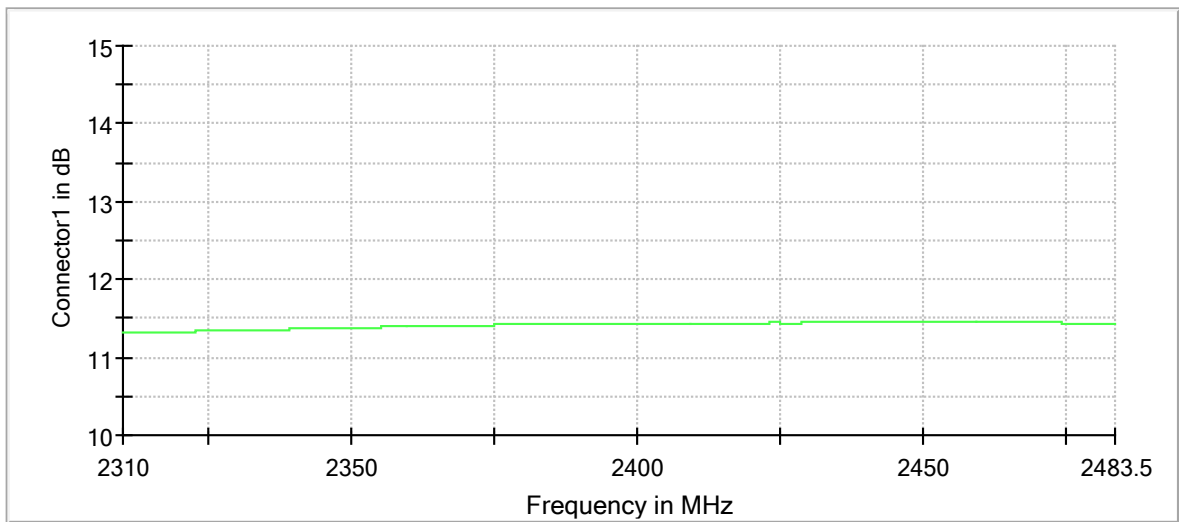


Gain



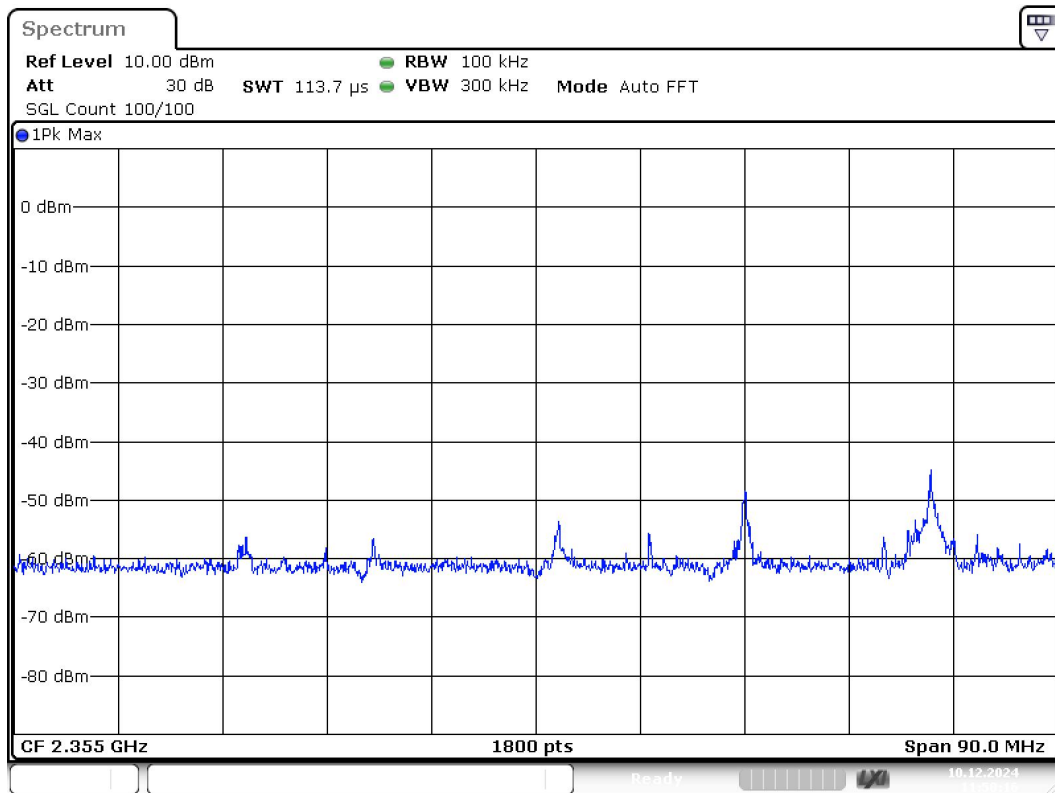
Connector1

Attenuation



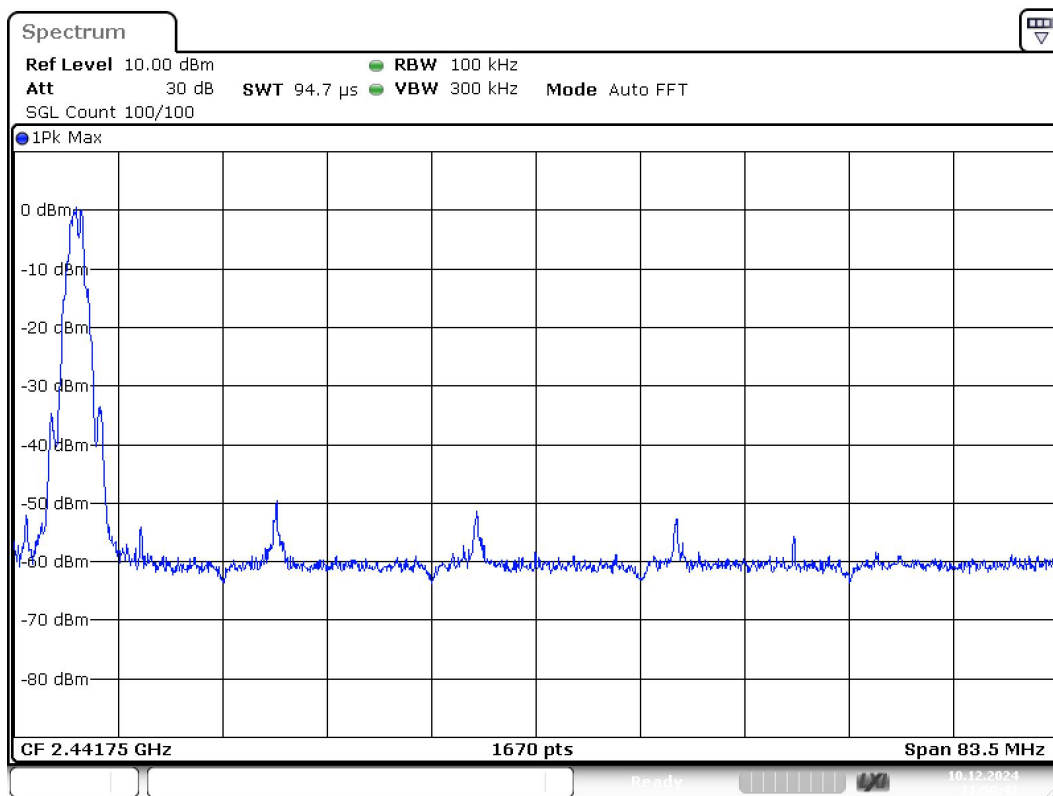
Connector1

Band Edge Connector 1_0



Date: 10.DEC.2024 11:50:16

Band Edge Connector 1_1



Date: 10.DEC.2024 11:50:42

Measurement 1

Setting	Instrument Value	Target Value
Start Frequency	2.31000 GHz	2.31000 GHz
Stop Frequency	2.40000 GHz	2.40000 GHz
Span	90.000 MHz	90.000 MHz
RBW	100.000 kHz	<= 100.000 kHz
VBW	300.000 kHz	>= 300.000 kHz
SweepPoints	1800	~ 1800
Sweptime	113.672 μs	AUTO
Reference Level	10.000 dBm	10.000 dBm
Attenuation	30.000 dB	AUTO
Detector	MaxPeak	MaxPeak
SweepCount	100	100
Filter	3 dB	3 dB
Trace Mode	Max Hold	Max Hold
SweepType	FFT	AUTO
Preamp	off	off
Stablemode	Trace	Trace
Stablevalue	0.50 dB	0.50 dB
Run	10 / max. 150	max. 150
Stable	3 / 3	3
Max Stable Difference	0.09 dB	0.50 dB

Measurement 2

Setting	Instrument Value	Target Value
Start Frequency	2.40000 GHz	2.40000 GHz
Stop Frequency	2.48350 GHz	2.48350 GHz
Span	83.500 MHz	83.500 MHz
RBW	100.000 kHz	<= 100.000 kHz
VBW	300.000 kHz	>= 300.000 kHz

SweepPoints	1670	~ 1670
Sweeptime	94.727 µs	AUTO
Reference Level	10.000 dBm	10.000 dBm
Attenuation	30.000 dB	AUTO
Detector	MaxPeak	MaxPeak
SweepCount	100	100
Filter	3 dB	3 dB
Trace Mode	Max Hold	Max Hold
SweepType	FFT	AUTO
Preamp	off	off
Stablemode	Trace	Trace
Stablevalue	0.50 dB	0.50 dB
Run	18 / max. 150	max. 150
Stable	3 / 3	3
Max Stable Difference	0.42 dB	0.50 dB

Tx Spurious Emission (2405 MHz; 20.000 dBm; 2 MHz; Test Mode)

Result

DUT Frequency (MHz)	Result
2405.000000	PASS

Final measurements

Frequency (MHz)	Level Pre Measurement (dBm)	level (dBm)	Limit (dBm)	Margin (dB)	Result
---	---	---	---	---	---

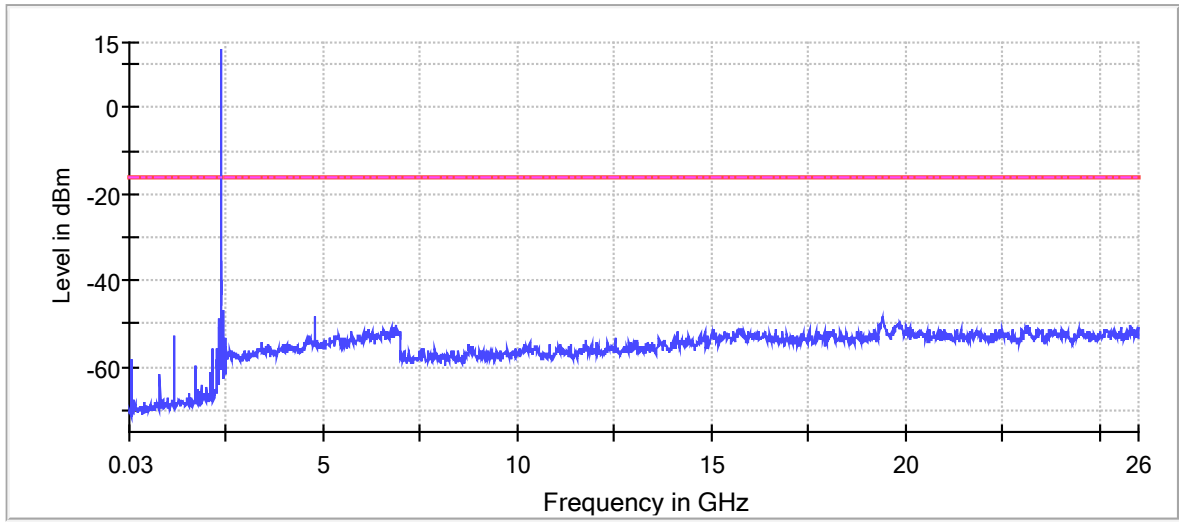
Pre Measurements

Frequency (MHz)	Level (dBm)	Margin (dB)	Limit (dBm)
2385.063025	-35.3	19.0	-16.4
2395.021008	-44.2	27.8	-16.4
4807.166065	-48.4	32.0	-16.4
19438.766575	-48.5	32.1	-16.4
2325.315126	-48.9	32.5	-16.4
19388.795261	-49.0	32.6	-16.4
19408.783787	-49.1	32.7	-16.4
2375.105042	-49.1	32.7	-16.4
19418.778049	-49.3	32.9	-16.4
19428.772312	-49.5	33.1	-16.4
19368.806736	-49.6	33.2	-16.4
2335.273109	-49.6	33.3	-16.4
19828.542818	-49.7	33.4	-16.4
19868.519868	-49.8	33.5	-16.4
19398.789524	-49.9	33.6	-16.4

Measurement Settings

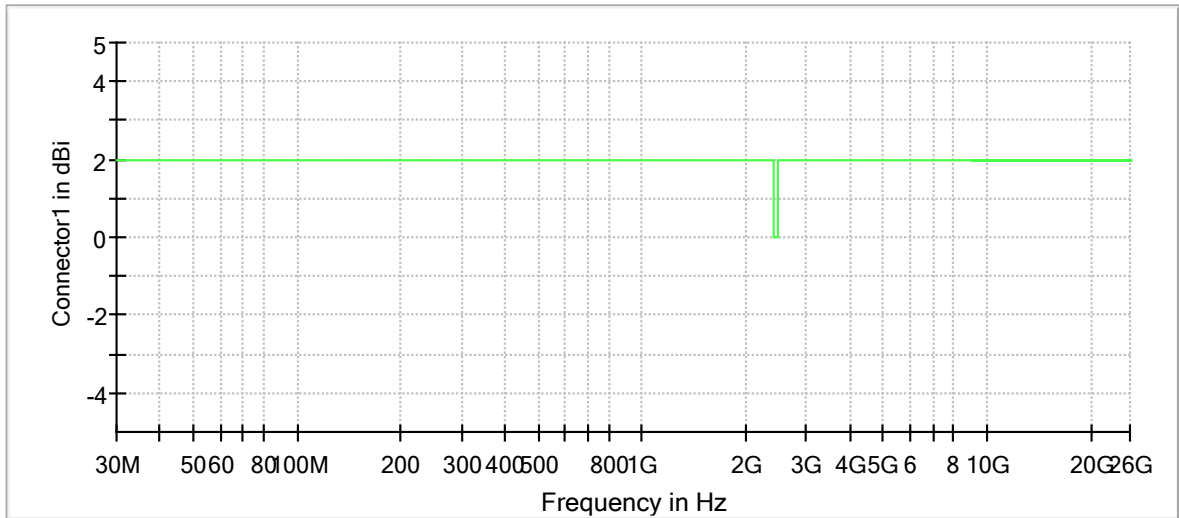
Start Frequency (MHz)	Stop Frequency (MHz)	Pre Measurement	Final Measurement
30.000000	2400.000000	1	1
2400.000000	2483.500000	1	1
2483.500000	26000.000000	1	1

Spurious



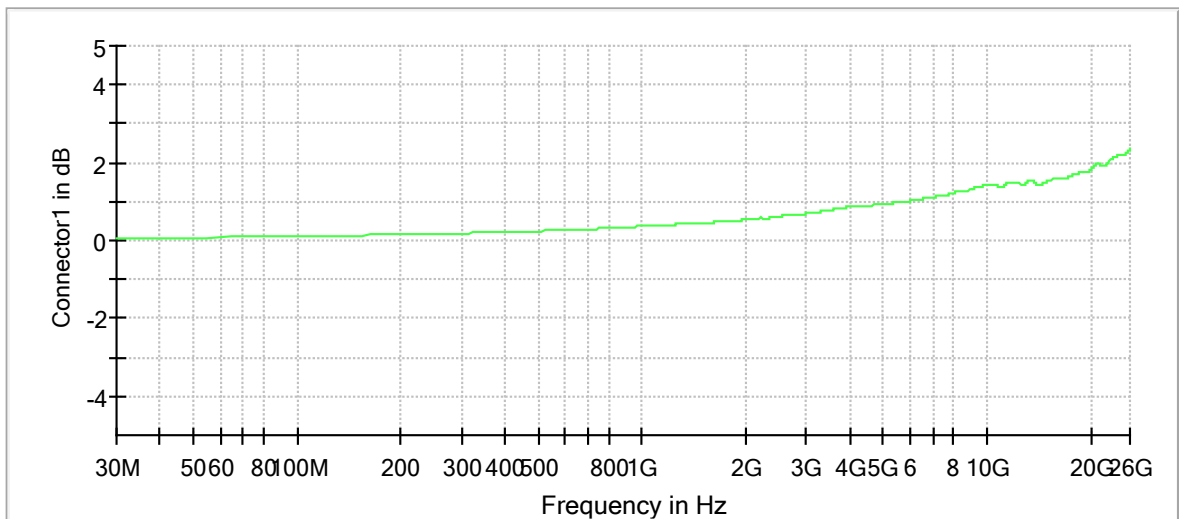
— Limit — Sum Level - - - Threshold × Critical × Final Critical

Gain



Connector1

Attenuation



Connector1

Pre Measurement 1

Setting	Instrument Value	Target Value
RBW	100.000 kHz	<= 100.000 kHz
VBW	300.000 kHz	>= 300.000 kHz
SweepPoints	238	~ 238
SweepTime	23.700 ms	AUTO
Reference Level	-10.000 dBm	-30.000 dBm
Attenuation	20.000 dB	AUTO
Detector	MaxPeak	MaxPeak
SweepCount	3	3
Filter	3 dB	3 dB
Trace Mode	Max Hold	Max Hold
Sweeptype	Sweep	AUTO
Preamp	off	off
Stablemode	Trace	Trace
Stablevalue	0.50 dB	0.50 dB
Run	10 / max. 40	max. 40
Stable	3 / 3	3
Max Stable Difference	0.00 dB	0.50 dB

Emission Bandwidth 20 dB (2441 MHz; 20.000 dBm; 2 MHz; Test Mode)

Customized settings.

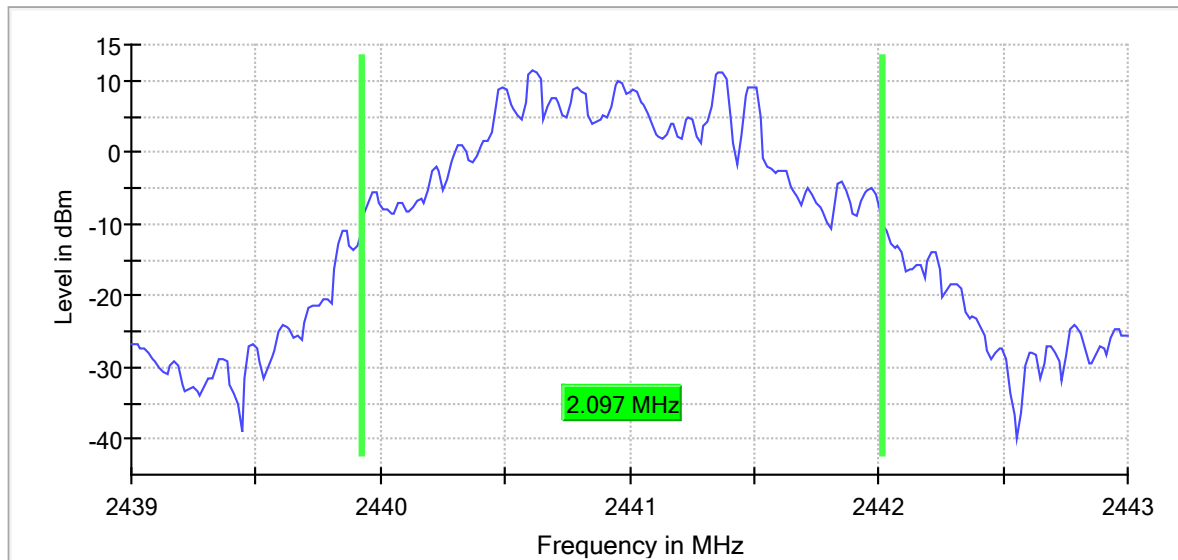
20 dB Bandwidth

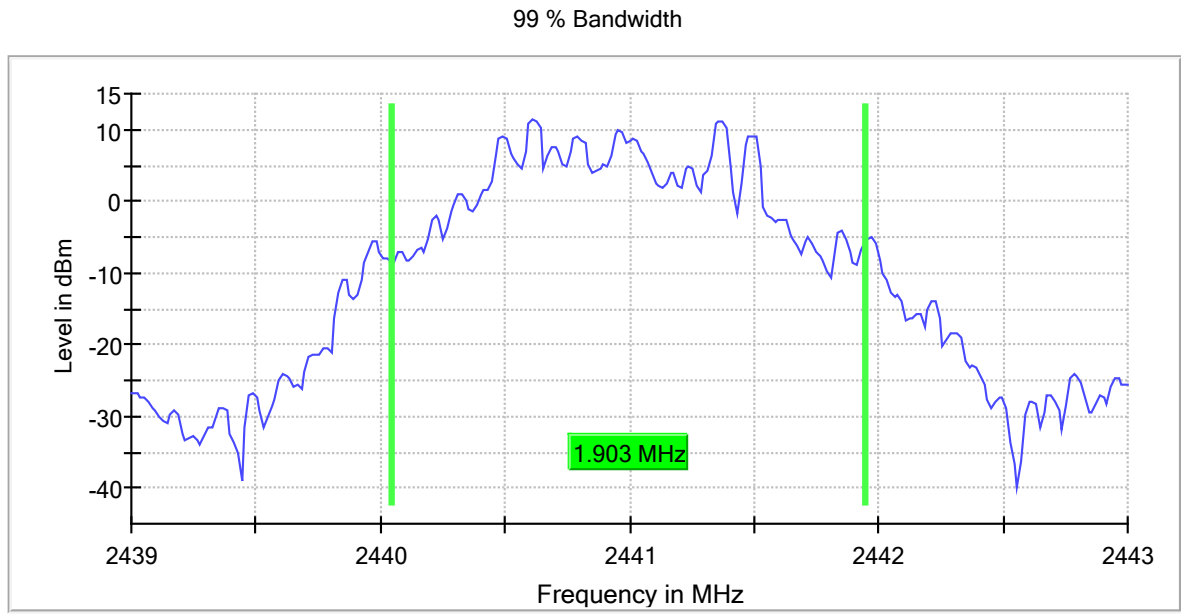
DUT Frequency (MHz)	Bandwidth (MHz)	Limit Min (MHz)	Limit Max (MHz)	Band Edge Left (MHz)	Band Edge Right (MHz)
2441.000000	2.097379	---	---	2439.921348	2442.018727

(continuation of the "20 dB Bandwidth" table from column 6 ...)

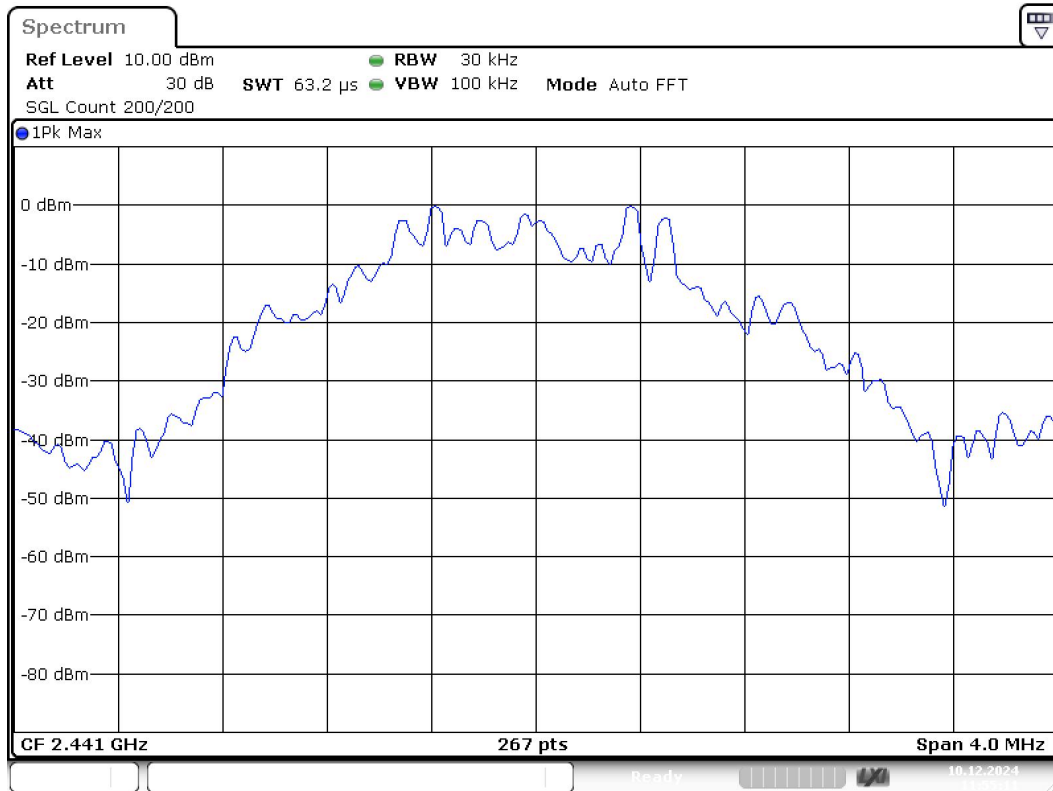
DUT Frequency (MHz)	Max Level (dBm)	Result
2441.000000	11.3	PASS

20 dB Bandwidth





Bandwidth



Date: 10.DEC.2024 11:55:11

Measurement

Setting	Instrument Value	Target Value
Start Frequency	2.43900 GHz	2.43900 GHz
Stop Frequency	2.44300 GHz	2.44300 GHz
Span	4.000 MHz	4.000 MHz
RBW	30.000 kHz	>= 30.000 kHz
VBW	100.000 kHz	>= 90.000 kHz
SweepPoints	267	~ 267
Sweeptime	63.230 μs	AUTO
Reference Level	10.000 dBm	10.000 dBm
Attenuation	30.000 dB	AUTO
Detector	MaxPeak	MaxPeak
SweepCount	200	200
Filter	3 dB	3 dB
Trace Mode	Max Hold	Max Hold
SweepType	FFT	AUTO
Preamp	off	off
Stablemode	Trace	Trace
Stablevalue	0.50 dB	0.50 dB
Run	1 / max. 1	max. 1
Stable	0 / 1	1
Max Stable Difference	0.00 dB	0.50 dB

Tx Spurious Emission (2441 MHz; 20.000 dBm; 2 MHz; Test Mode)

Result

DUT Frequency (MHz)	Result
2441.000000	PASS

Final measurements

Frequency (MHz)	Level Pre Measurement (dBm)	level (dBm)	Limit (dBm)	Margin (dB)	Result
---	---	---	---	---	---

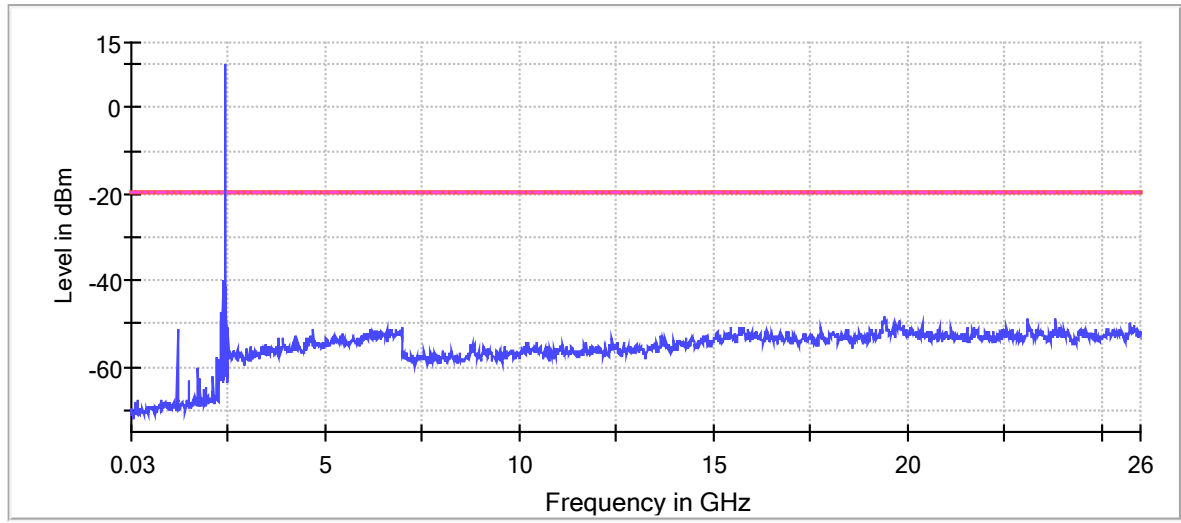
Pre Measurements

Frequency (MHz)	Level (dBm)	Margin (dB)	Limit (dBm)
2395.021008	-39.9	20.2	-19.7
2375.105042	-42.7	22.9	-19.7
2365.147059	-43.2	23.5	-19.7
2325.315126	-47.1	27.4	-19.7
19398.789524	-48.5	28.8	-19.7
23826.247875	-48.7	29.0	-19.7
23096.666702	-48.7	29.0	-19.7
19418.778049	-48.8	29.1	-19.7
19448.760837	-49.1	29.4	-19.7
2345.231092	-49.2	29.5	-19.7
19358.812473	-49.3	29.6	-19.7
19388.795261	-49.5	29.8	-19.7
19808.554292	-49.5	29.8	-19.7
19708.611666	-49.6	29.9	-19.7
19368.806736	-49.7	30.0	-19.7

Measurement Settings

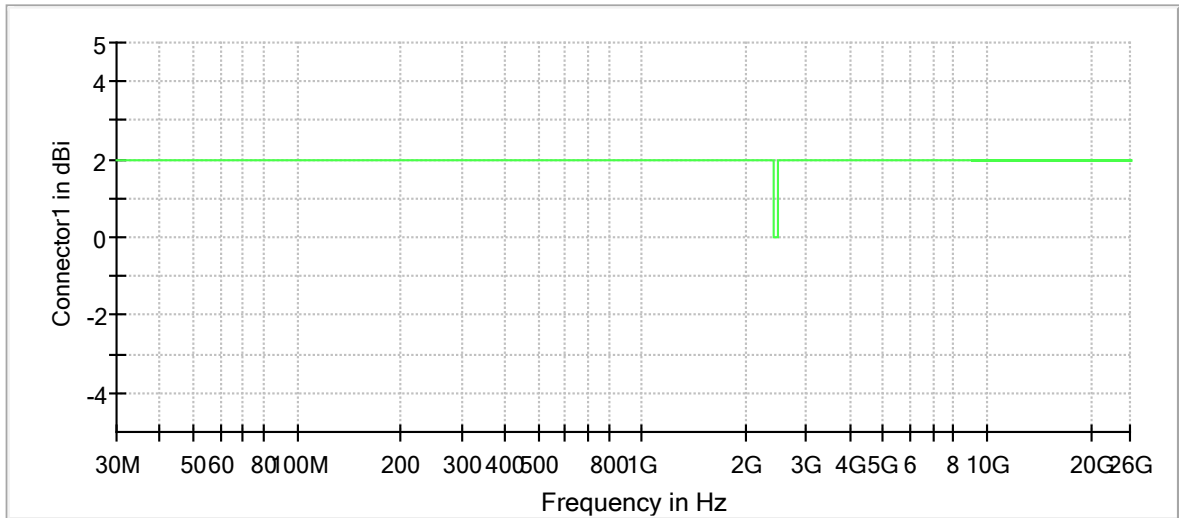
Start Frequency (MHz)	Stop Frequency (MHz)	Pre Measurement	Final Measurement
30.000000	2400.000000	1	1
2400.000000	2483.500000	1	1
2483.500000	26000.000000	1	1

Spurious



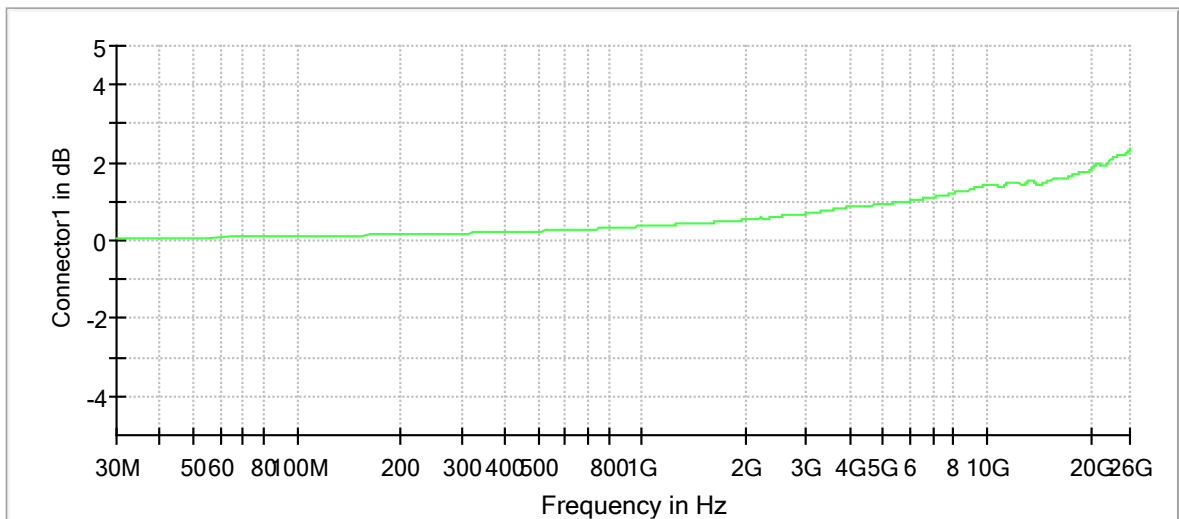
— Limit — Sum Level - - - Threshold × Critical × Final Critical

Gain



Connector1

Attenuation



Connector1

Pre Measurement 1

Setting	Instrument Value	Target Value
RBW	100.000 kHz	<= 100.000 kHz
VBW	300.000 kHz	>= 300.000 kHz
SweepPoints	238	~ 238
Sweeptime	23.700 ms	AUTO
Reference Level	-10.000 dBm	-30.000 dBm
Attenuation	20.000 dB	AUTO
Detector	MaxPeak	MaxPeak
SweepCount	3	3
Filter	3 dB	3 dB
Trace Mode	Max Hold	Max Hold
Sweeptype	Sweep	AUTO
Preamp	off	off
Stablemode	Trace	Trace
Stablevalue	0.50 dB	0.50 dB
Run	6 / max. 40	max. 40
Stable	3 / 3	3
Max Stable Difference	0.00 dB	0.50 dB

Emission Bandwidth 20 dB (2475 MHz; 20.000 dBm; 2 MHz; Test Mode)

Customized settings.

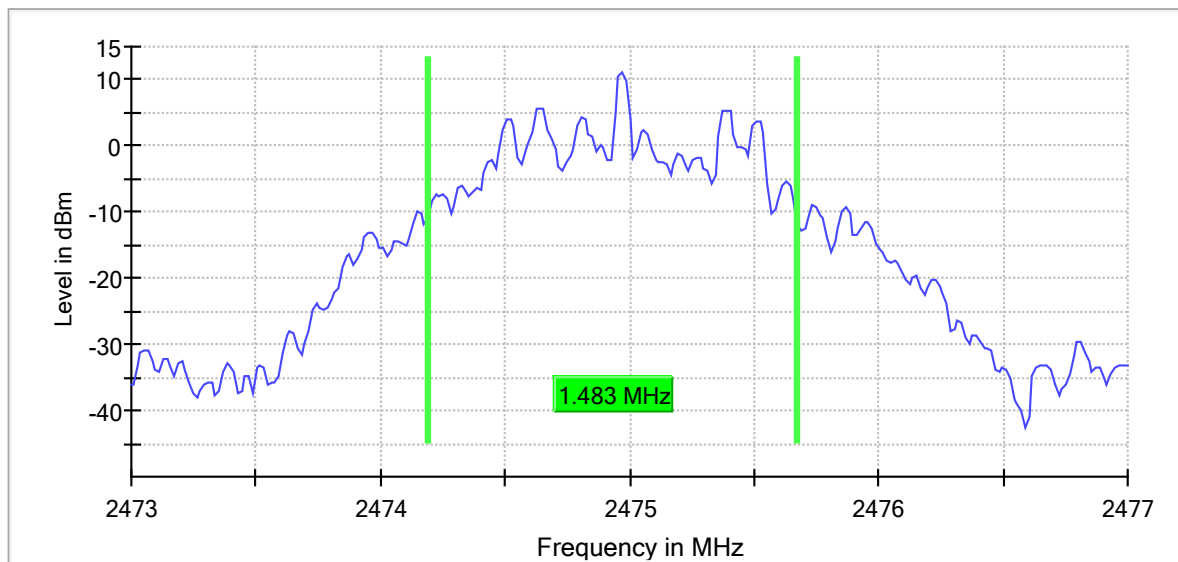
20 dB Bandwidth

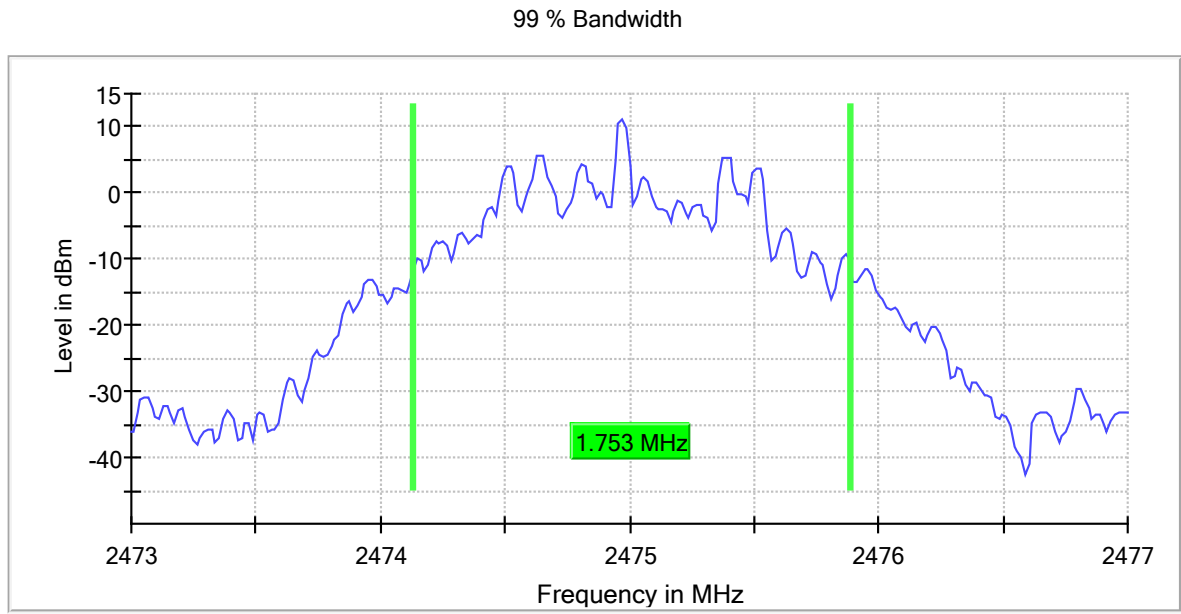
DUT Frequency (MHz)	Bandwidth (MHz)	Limit Min (MHz)	Limit Max (MHz)	Band Edge Left (MHz)	Band Edge Right (MHz)
2475.000000	1.483146	---	---	2474.191011	2475.674157

(continuation of the "20 dB Bandwidth" table from column 6 ...)

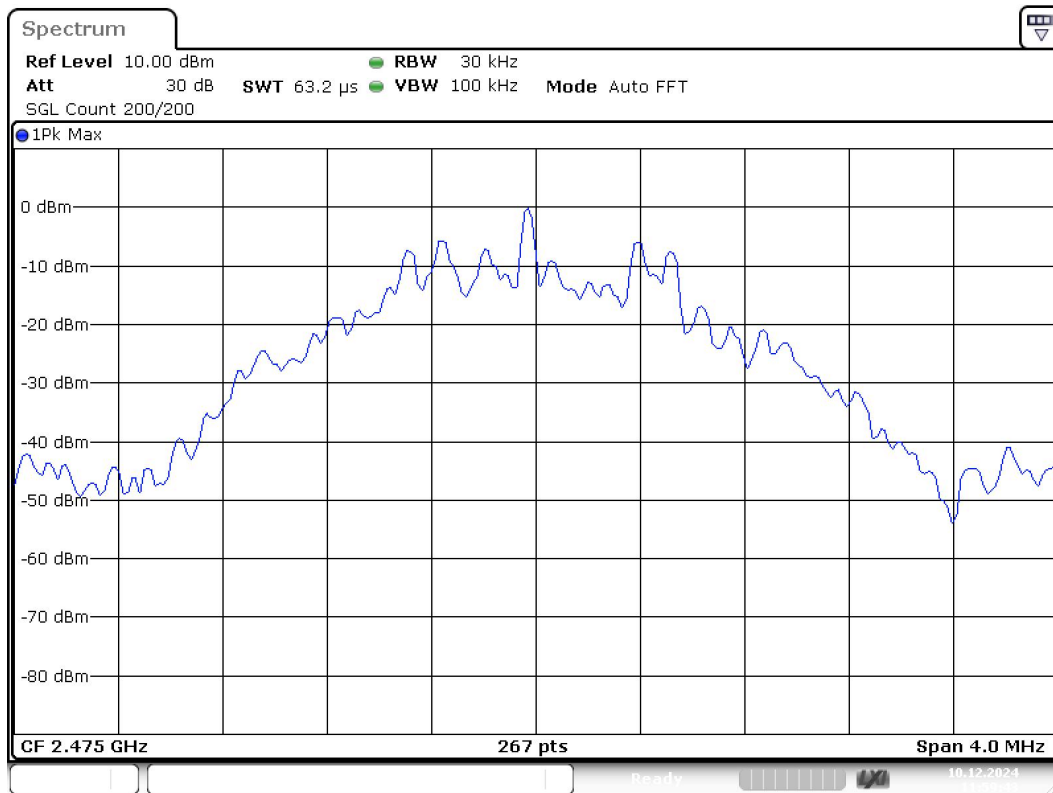
DUT Frequency (MHz)	Max Level (dBm)	Result
2475.000000	11.2	PASS

20 dB Bandwidth





Bandwidth



Date: 10.DEC.2024 11:59:42

Measurement

Setting	Instrument Value	Target Value
Start Frequency	2.47300 GHz	2.47300 GHz
Stop Frequency	2.47700 GHz	2.47700 GHz
Span	4.000 MHz	4.000 MHz
RBW	30.000 kHz	>= 30.000 kHz
VBW	100.000 kHz	>= 90.000 kHz
SweepPoints	267	~ 267
Sweeptime	63.230 μs	AUTO
Reference Level	10.000 dBm	10.000 dBm
Attenuation	30.000 dB	AUTO
Detector	MaxPeak	MaxPeak
SweepCount	200	200
Filter	3 dB	3 dB
Trace Mode	Max Hold	Max Hold
Sweeptype	FFT	AUTO
Preamp	off	off
Stablemode	Trace	Trace
Stablevalue	0.50 dB	0.50 dB
Run	1 / max. 1	max. 1
Stable	0 / 1	1
Max Stable Difference	0.00 dB	0.50 dB

Band Edge high (2475 MHz; 20.000 dBm; 2 MHz; Test Mode)

Result

DUT Frequency (MHz)	Result
2475.000000	PASS

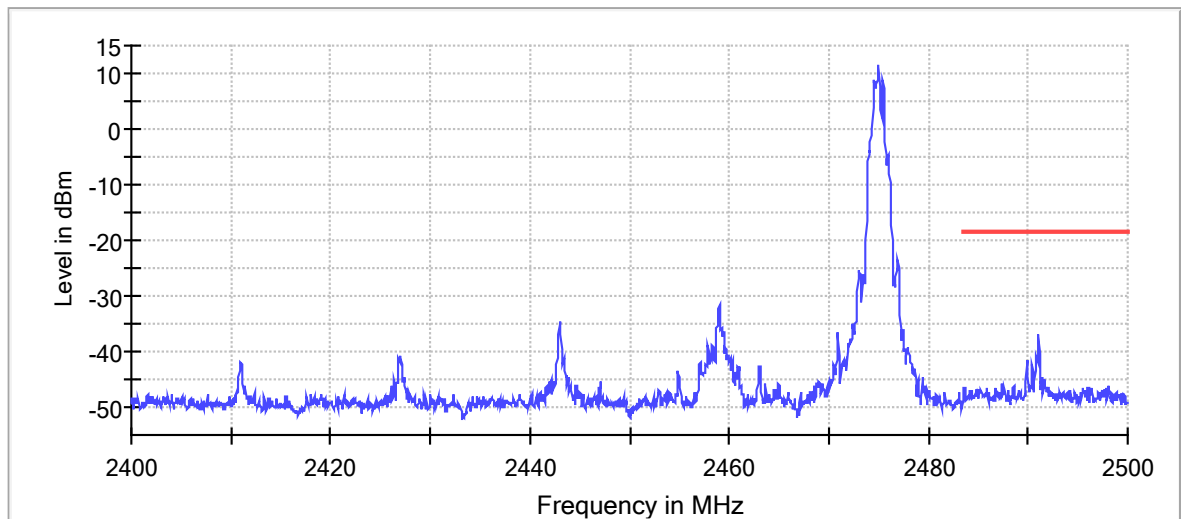
Inband Peak

Frequency (MHz)	Level (dBm)
2474.975000	11.7

Measurements

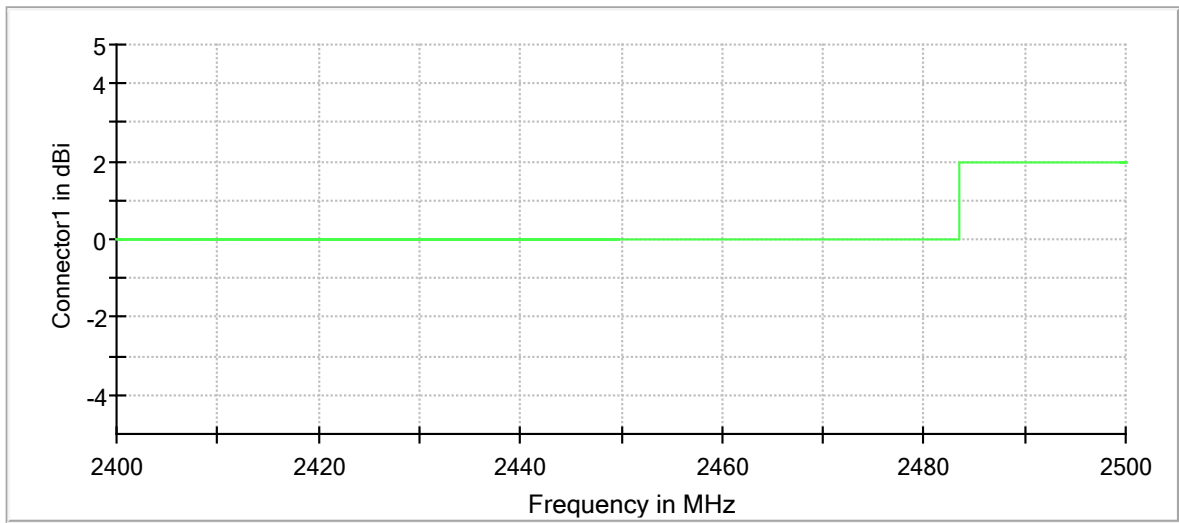
Frequency (MHz)	Level (dBm)	Margin (dB)	Limit (dBm)	Result
2491.025000	-37.1	18.7	-18.3	PASS
2491.075000	-37.3	18.9	-18.3	PASS
2490.975000	-38.7	20.4	-18.3	PASS
2491.125000	-40.4	22.1	-18.3	PASS
2490.875000	-40.6	22.3	-18.3	PASS
2490.825000	-40.8	22.5	-18.3	PASS
2489.925000	-41.5	23.2	-18.3	PASS
2489.975000	-42.0	23.6	-18.3	PASS
2490.925000	-42.0	23.7	-18.3	PASS
2489.875000	-42.1	23.8	-18.3	PASS
2490.425000	-42.3	24.0	-18.3	PASS
2490.375000	-42.5	24.2	-18.3	PASS
2490.725000	-43.3	25.0	-18.3	PASS
2490.775000	-43.4	25.1	-18.3	PASS
2490.475000	-43.7	25.3	-18.3	PASS

Band Edge



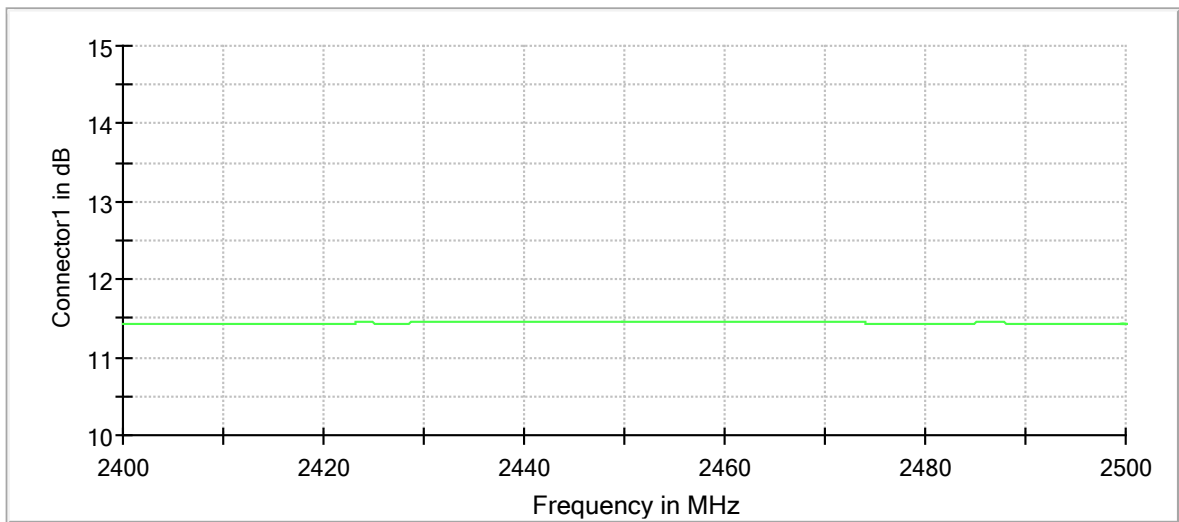
— Limit — Sum Level × Fail

Gain



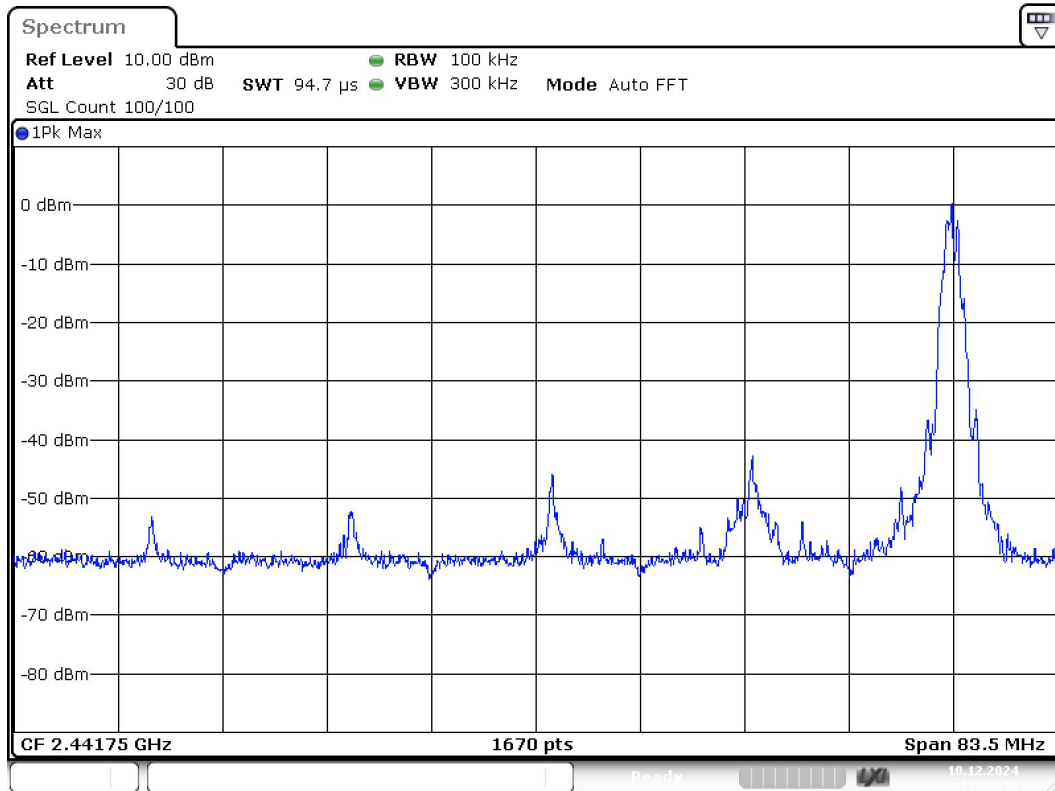
Connector1

Attenuation



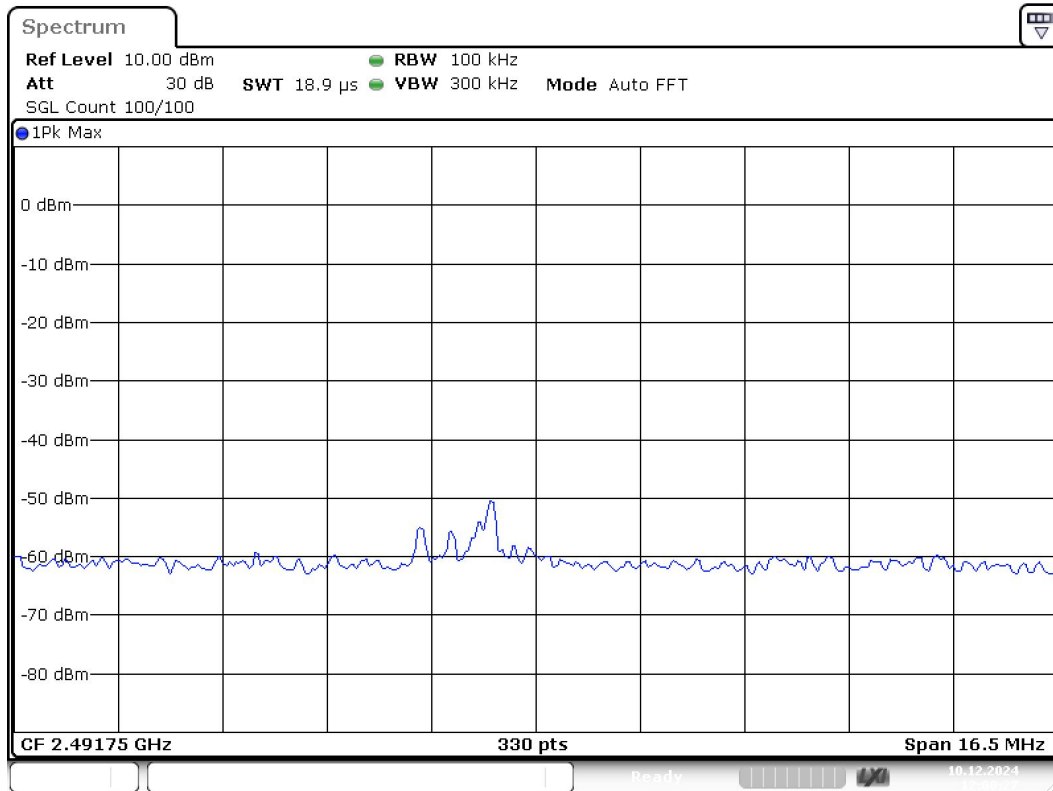
Connector1

Band Edge Connector 1_0



Date: 10.DEC.2024 12:00:19

Band Edge Connector 1_1



Date: 10.DEC.2024 12:00:27

Measurement 1

Setting	Instrument Value	Target Value
Start Frequency	2.40000 GHz	2.40000 GHz
Stop Frequency	2.48350 GHz	2.48350 GHz
Span	83.500 MHz	83.500 MHz
RBW	100.000 kHz	<= 100.000 kHz
VBW	300.000 kHz	>= 300.000 kHz
SweepPoints	1670	~ 1670
Sweeptime	94.727 μs	AUTO
Reference Level	10.000 dBm	10.000 dBm
Attenuation	30.000 dB	AUTO
Detector	MaxPeak	MaxPeak
SweepCount	100	100
Filter	3 dB	3 dB
Trace Mode	Max Hold	Max Hold
SweepType	FFT	AUTO
Preamp	off	off
Stablemode	Trace	Trace
Stablevalue	0.50 dB	0.50 dB
Run	18 / max. 150	max. 150
Stable	3 / 3	3
Max Stable Difference	0.00 dB	0.50 dB

Measurement 2

Setting	Instrument Value	Target Value
Start Frequency	2.48350 GHz	2.48350 GHz
Stop Frequency	2.50000 GHz	2.50000 GHz
Span	16.500 MHz	16.500 MHz
RBW	100.000 kHz	<= 100.000 kHz
VBW	300.000 kHz	>= 300.000 kHz

SweepPoints	330	~ 330
Sweeptime	18.945 µs	AUTO
Reference Level	10.000 dBm	10.000 dBm
Attenuation	30.000 dB	AUTO
Detector	MaxPeak	MaxPeak
SweepCount	100	100
Filter	3 dB	3 dB
Trace Mode	Max Hold	Max Hold
SweepType	FFT	AUTO
Preamp	off	off
Stablemode	Trace	Trace
Stablevalue	0.50 dB	0.50 dB
Run	4 / max. 150	max. 150
Stable	3 / 3	3
Max Stable Difference	0.00 dB	0.50 dB

Tx Spurious Emission (2475 MHz; 20.000 dBm; 2 MHz; Test Mode)

Result

DUT Frequency (MHz)	Result
2475.000000	PASS

Final measurements

Frequency (MHz)	Level Pre Measurement (dBm)	level (dBm)	Limit (dBm)	Margin (dB)	Result
---	---	---	---	---	---

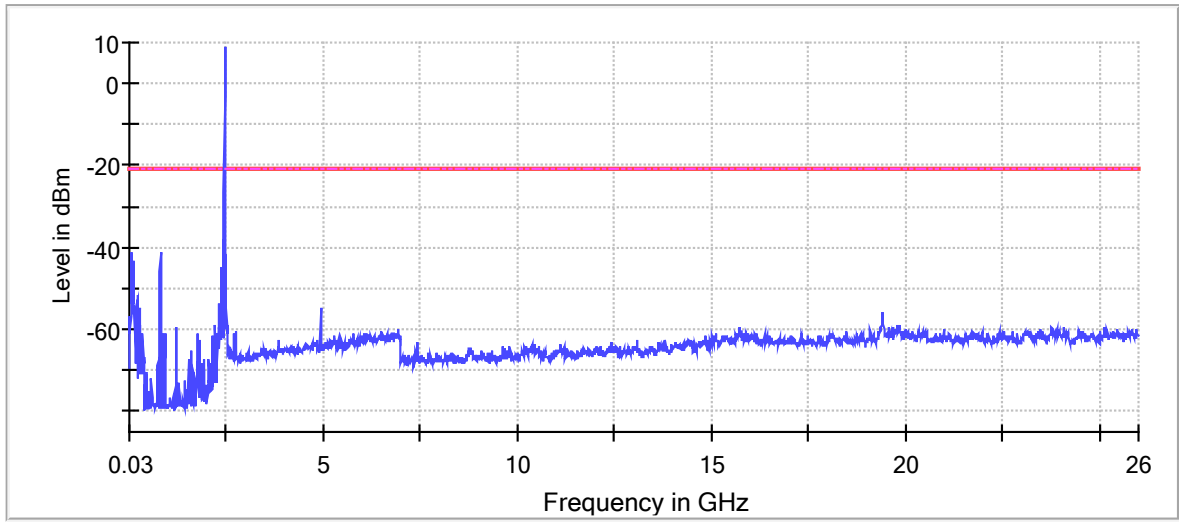
Pre Measurements

Frequency (MHz)	Level (dBm)	Margin (dB)	Limit (dBm)
831.617647	-41.0	20.0	-21.1
94.726891	-41.1	20.1	-21.1
2488.497131	-41.7	20.6	-21.1
124.600840	-43.3	22.2	-21.1
74.810924	-44.6	23.6	-21.1
2508.485657	-44.8	23.7	-21.1
2395.021008	-44.8	23.7	-21.1
821.659664	-46.1	25.0	-21.1
144.516807	-47.1	26.0	-21.1
114.642857	-47.3	26.2	-21.1
84.768908	-49.6	28.6	-21.1
244.096639	-51.8	30.8	-21.1
224.180672	-52.7	31.6	-21.1
2518.479919	-53.1	32.1	-21.1
104.684874	-53.4	32.4	-21.1

Measurement Settings

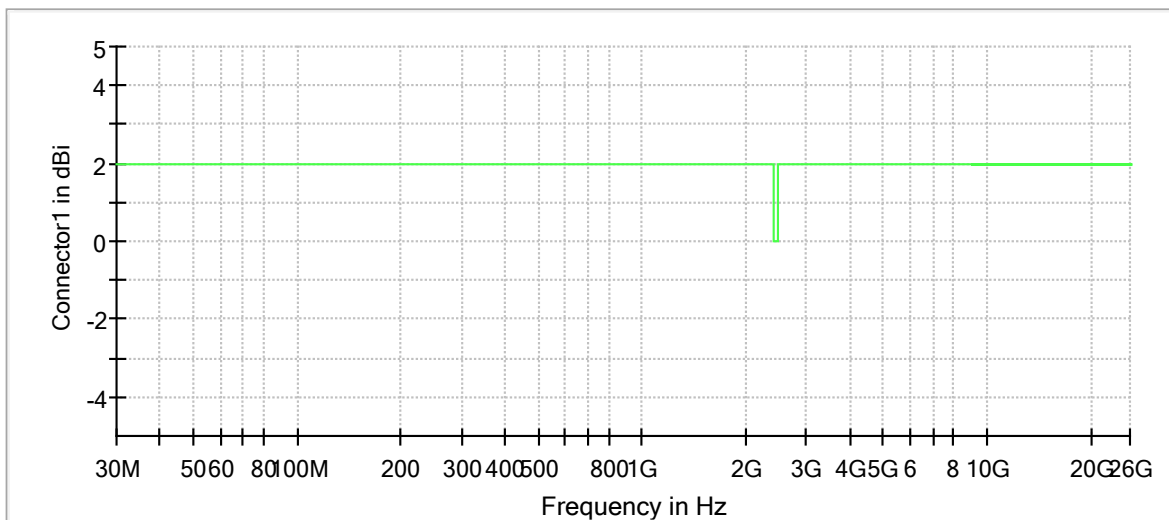
Start Frequency (MHz)	Stop Frequency (MHz)	Pre Measurement	Final Measurement
30.000000	2400.000000	1	1
2400.000000	2483.500000	1	1
2483.500000	26000.000000	1	1

Spurious



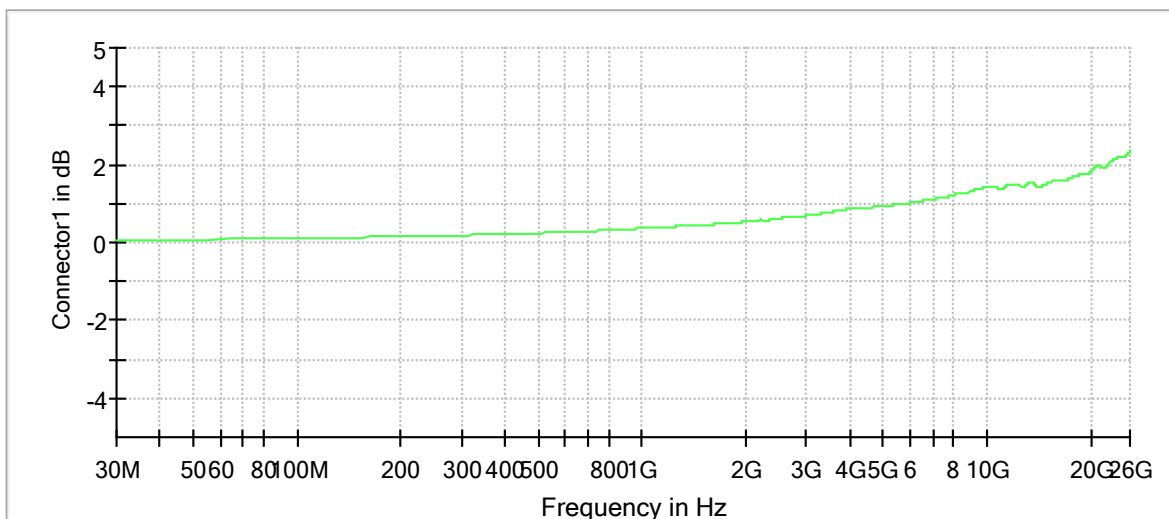
— Limit — Sum Level - - - Threshold × Critical × Final Critical

Gain



Connector1

Attenuation



Connector1

Pre Measurement 1

Setting	Instrument Value	Target Value
RBW	100.000 kHz	<= 100.000 kHz
VBW	300.000 kHz	>= 300.000 kHz
SweepPoints	238	~ 238
SweepTime	23.700 ms	AUTO
Reference Level	-20.000 dBm	-30.000 dBm
Attenuation	10.000 dB	AUTO
Detector	MaxPeak	MaxPeak
SweepCount	3	3
Filter	3 dB	3 dB
Trace Mode	Max Hold	Max Hold
SweepType	Sweep	AUTO
Preamp	off	off
Stablemode	Trace	Trace
Stablevalue	0.50 dB	0.50 dB
Run	10 / max. 40	max. 40
Stable	3 / 3	3
Max Stable Difference	0.00 dB	0.50 dB

