



## 11. SETUP PHOTOS


### ANTENNA PORT CONDUCTED RF MEASUREMENT SETUP




**RADIATED RF MEASUREMENT SETUP FOR PORTABLE CONFIGURATION**



Y-AXIS FRONT PHOTO



Z-AXIS FRONT PHOTO



**POWERLINE CONDUCTED EMISSIONS MEASUREMENT SETUP**



LINE CONDUCTED BACK PHOTO



LINE CONDUCTED FRONT PHOTO



LINE CONDUCTED BACK PHOTO



**END OF REPORT**