



Shenzhen EBO Technology Co., Ltd.

North 710, Yihua Building, Shennan Road, Futian District,  
Shenzhen, P. R. China  
Telephone: +86-755-29451282,  
Fax: +86-755-22639141

Report No.: FCC12-RTE082103  
Page 1 of 44

# FCC REPORT

**Applicant:** Seco Larm USA Inc

**Address of Applicant:** 16842 Millikan Avenue, Irvine, California, United States

**Equipment Under Test (EUT)**

Product Name: Wireless HDMI

Model No.: MVE-WH010Q/T

**FCC ID:** ERYMVE-WH010QT

**Applicable standards:** FCC CFR Title 47 Part 15 Subpart C Section 15.247:2010

**Date of sample receipt:** June 28, 2012

**Date of Test:** July 3 ~ August 10, 2012

**Date of report issue:** August 21, 2012

**Test Result :** PASS \*

\* In the configuration tested, the EUT complied with the standards specified above.

Authorized Signature:

Kavin Yu  
Laboratory Manager

This report details the results of the testing carried out on one sample. The results contained in this test report do not relate to other samples of the same product and does not permit the use of the EBO product certification mark. The manufacturer should ensure that all products in series production are in conformity with the product sample detailed in this report.

This report may only be reproduced and distributed in full. If the product in this report is used in any configuration other than that detailed in the report, the manufacturer must ensure the new system complies with all relevant standards. Any mention of EBO International Electrical Approvals or testing done by EBO International Electrical Approvals in connection with, distribution or use of the product described in this report must be approved by EBO International Electrical Approvals in writing.

This document cannot be reproduced except in full, without prior written approval of the Company. Any unauthorized alteration, forgery or falsification of the content or appearance of this document is unlawful and offenders may be prosecuted to the fullest extent of the law. Unless otherwise stated the results shown in this test report refer only to the sample(s) tested and such sample(s) are retained for 90 days only."



## 2 Contents

	Page
1 COVER PAGE.....	1
2 CONTENTS .....	2
3 TEST SUMMARY .....	3
4 GENERAL INFORMATION.....	4
4.1 CLIENT INFORMATION .....	4
4.2 GENERAL DESCRIPTION OF E.U.T. ....	4
4.3 TEST MODE .....	4
4.4 TEST FACILITY.....	5
4.5 TEST LOCATION.....	5
4.6 OTHER INFORMATION REQUESTED BY THE CUSTOMER .....	5
4.7 TEST INSTRUMENTS LIST .....	6
5 TEST RESULTS AND MEASUREMENT DATA .....	7
5.1 ANTENNA REQUIREMENT: .....	7
5.2 CONDUCTED EMISSIONS .....	8
5.3 CONDUCTED PEAK OUTPUT POWER .....	11
5.4 6dB OCCUPY BANDWIDTH .....	16
5.5 POWER SPECTRAL DENSITY.....	18
5.6 BAND EDGE .....	24
5.6.1 Conducted Emission Method.....	24
5.6.2 Radiated Emission Method.....	26
5.7 RF ANTENNA CONDUCTED SPURIOUS EMISSIONS .....	28
5.8 RADIATED EMISSION .....	32
5.8.1 Radiated emission below 1GHz .....	34
5.8.2 Transmitter emission above 1GHz .....	35
6 TEST SETUP PHOTO .....	37
7 EUT CONSTRUCTIONAL DETAILS .....	39



### 3 Test Summary

Test Item	Section in CFR 47	Result
Antenna requirement	15.203	PASS
Conducted emission	15.207	PASS
Conducted Peak Output Power	15.247 (b)(3)	PASS
6dB Occupied Bandwidth	15.247 (a)(2)	PASS
Power Spectral Density	15.247 (e)	PASS
RF antenna conducted spurious emissions	15.247(d)	PASS
Radiated Emission	15.205/15.209	PASS

*Remark:*

*Pass: The EUT complies with the essential requirements in the standard.*

*Fail: The EUT does not comply with the essential requirements in the standard.*



## 4 General Information

### 4.1 Client Information

Applicant:	Seco Larm USA Inc
Address of Applicant:	16842 Millikan Avenue, Irvine, California, United States
Manufacturer/ Factory:	HANK Electronics Ltd.
Address of Manufacturer/ Factory:	2nd floor, Block B9 & 8th floor Block B20, Hengfeng Industrial City, Xixiang Town Baoan District, Shenzhen, China

### 4.2 General Description of E.U.T.

Product Name:	Wireless HDMI
Model No.:	MVE-WH010Q/T
Operation Frequency:	5190MHz, 5230MHz; 5755MHz, 5795MHz
Channel numbers:	4
Test Frequency:	5755MHz, 5795MHz
Modulation technology:	OFDM
Antenna Type:	PCB Antenna (Transmit antenna: 4pcs; receive antenna: 1pcs)
Antenna gain:	2dBi
Power supply:	Adapter Trade mark:GOSPELL Adapter Model:GP005U-050-200 Adapter Input:100-240VAC, 50/60Hz, 0.5A Adapter Output:5VDC, 2.0A 10VA max

### 4.3 Test mode

Transmitting mode	Keep the EUT in transmitting MIMO mode with modulation.
-------------------	---



#### 4.4 Test Facility

The test facility is recognized, certified, or accredited by the following organizations:

- **FCC —Registration No.: 600491**

Global United Technology Services Co., Ltd., Shenzhen EMC Laboratory has been registered and fully described in a report filed with the (FCC) Federal Communications Commission. The acceptance letter from the FCC is maintained in files. Registration 600491, July 20, 2010.

- **Industry Canada (IC)**

The 3m Semi-anechoic chamber of Global United Technology Services Co., Ltd. has been Registered by Certification and Engineering Bureau of Industry Canada for radio equipment testing with Registration No.: 9079A-1.

#### 4.5 Test Location

All tests were performed at:

Global United Technology Services Co., Ltd.

Address: 2nd Floor, Block No.2, Laodong Industrial Zone, Xixiang Road Baoan District, Shenzhen, China

Tel: 0755-27798480

Fax: 0755-27798960

#### 4.6 Other Information Requested by the Customer

None.



## 4.7 Test Instruments list


Radiated Emission:						
Item	Test Equipment	Manufacturer	Model No.	Inventory No.	Cal.Date (dd-mm-yy)	Cal.Due date (dd-mm-yy)
1	3m Semi-Anechoic Chamber	ZhongYu Electron	9.2(L)*6.2(W)* 6.4(H)	GTS201	Mar. 30 2011	Mar. 29 2013
2	Control Room	ZhongYu Electron	6.2(L)*2.5(W)* 2.4(H)	GTS202	N/A	N/A
3	EMI Test Receiver	Rohde & Schwarz	ESU26	GTS203	Jul. 03 2012	Jul. 02 2013
4	Spectrum analyzer	Rohde & Schwarz	FSP40	GTS203	Sep. 8 2012	Sep. 7 2013
5	8-WAY Power Divider	JFW	50PD-647	GTS203	Sep. 8 2012	Sep. 7 2013
6	BiConiLog Antenna	SCHWARZBECK MESS-ELEKTRONIK	VULB9163	GTS204	Feb. 25 2012	Feb. 24 2013
7	Double -ridged waveguide horn	SCHWARZBECK MESS-ELEKTRONIK	9120D-829	GTS205	June 29 2012	June 28 2013
8	Horn Antenna	SCHWARZBECK MESS-ELEKTRONIK	9170	GTS205	Mar. 30 2011	Mar. 29 2013
9	EMI Test Software	AUDIX	E3	N/A	N/A	N/A
10	Coaxial Cable	GTS	N/A	GTS400	Mar. 31 2012	Mar. 30 2013
11	Coaxial Cable	GTS	N/A	GTS401	Mar. 31 2012	Mar. 30 2013
12	Coaxial cable	GTS	N/A	GTS402	Mar. 31 2012	Mar. 30 2013
13	Coaxial Cable	GTS	N/A	GTS407	Mar. 31 2012	Mar. 30 2013
14	Coaxial Cable	GTS	N/A	GTS408	Mar. 31 2012	Mar. 30 2013
15	Amplifier	Sonnoma Instrument	305-1052	GTS210	Jul. 03 2012	Jul. 02 2013
16	Amplifier	HP	8349B	GTS231	Jul. 03 2012	Jul. 02 2013

Conducted Emission:						
Item	Test Equipment	Manufacturer	Model No.	Inventory No.	Cal.Date (dd-mm-yy)	Cal.Due date (dd-mm-yy)
1	Shielding Room	ZhongYu Electron	7.0(L)x3.0(W)x3.0(H)	GTS206	Jul. 03 2012	Jul. 02 2013
2	EMI Test Receiver	Rohde & Schwarz	ESCS30	GTS208	Jul. 03 2012	Jul. 02 2013
3	10dB Pulse Limita	Rohde & Schwarz	N/A	GTS209	Jul. 03 2012	Jul. 02 2013
4	LISN	SCHWARZBECK MESS-ELEKTRONIK	NSLK 8127	GTS207	Jul. 03 2012	Jul. 02 2013
5	Coaxial Cable	GTS	N/A	GTS406	Mar. 31 2012	Mar. 30 2013
6	EMI Test Software	AUDIX	E3	N/A	N/A	N/A

"This document is issued by the Company subject to its General Conditions of Service printed overleaf, available on request or accessible at <http://www.ebotek.cn> and, for electronic format documents, subject to Terms and Conditions for Electronic Documents at <http://www.ebotek.cn>. Attention is drawn to the limitation of liability, indemnification and jurisdiction issues defined therein. Any holder of this document is advised that information contained hereon reflects the Company's findings at the time of its intervention only and within the limits of Client's instructions, if any. The Company's sole responsibility is to its Client and this document does not exonerate parties to a transaction from exercising all their rights and obligations under the transaction documents. This document cannot be reproduced except in full, without prior written approval of the Company. Any unauthorized alteration, forgery or falsification of the content or appearance of this document is unlawful and offenders may be prosecuted to the fullest extent of the law. Unless otherwise stated the results shown in this test report refer only to the sample(s) tested and such sample(s) are retained for 90 days only."

## 5 Test results and Measurement Data

### 5.1 Antenna requirement:

<b>Standard requirement:</b>	FCC Part15 C Section 15.203
<p><i>15.203 requirement:</i>  <i>An intentional radiator shall be designed to ensure that no antenna other than that furnished by the responsible party shall be used with the device. The use of a permanently attached antenna or of an antenna that uses a unique coupling to the intentional radiator, the manufacturer may design the unit so that a broken antenna can be replaced by the user, but the use of a standard antenna jack or electrical connector is prohibited.</i></p>	
<b>E.U.T Antenna:</b>	
<p><i>The antenna is integrated on the main PCB and no consideration of replacement. The best case gain of the antenna is 2dBi.</i></p> 	



## 5.2 Conducted Emissions

Test Requirement:	FCC Part15 C Section 15.207		
Test Method:	ANSI C63.4: 2003		
Test Frequency Range:	150KHz to 30MHz		
Class / Severity:	Class B		
Receiver setup:	RBW=9KHz, VBW=30KHz		
Limit:	Frequency range (MHz)	Limit (dBuV)	
		Quasi-peak	Average
	0.15-0.5	66 to 56*	56 to 46*
	0.5-5	56	46
	5-30	60	50
* Decreases with the logarithm of the frequency.			
Test procedure	<p>The E.U.T and simulators are connected to the main power through a line impedance stabilization network(L.I.S.N.). The provide a 50ohm/50uH coupling impedance for the measuring equipment. The peripheral devices are also connected to the main power through a LISN that provides a 50ohm/50uH coupling impedance with 50ohm termination. (Please refers to the block diagram of the test setup and photographs). Both sides of A.C. line are checked for maximum conducted interference. In order to find the maximum emission, the relative positions of equipment and all of the interface cables must be changed according to ANSI C63.4: 2003 on conducted measurement.</p>		
Test setup:	<div><p style="text-align: center;"><b>Reference Plane</b></p><p style="text-align: center;">Test table/Insulation plane</p><p><i>Remark:</i> E.U.T: Equipment Under Test LISN: Line Impedance Stabilization Network Test table height=0.8m</p></div>		
Test Instruments:	Refer to section 4.7 for details		
Test mode:	Refer to section 4.3 for details		
Test results:	Pass		

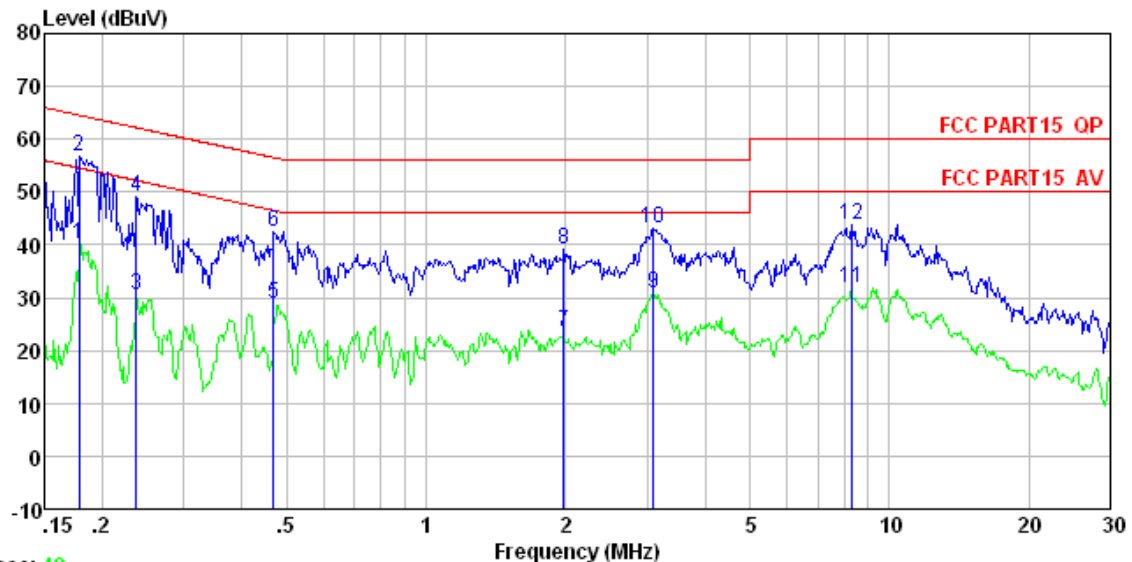
### Measurement Data

An initial pre-scan was performed on the live and neutral lines with peak detector. Quasi-Peak and Average measurement were performed at the frequencies with maximized peak emission were detected.

"This document is issued by the Company subject to its General Conditions of Service printed overleaf, available on request or accessible at <http://www.ebotek.cn> and, for electronic format documents, subject to Terms and Conditions for Electronic Documents at <http://www.ebotek.cn>. Attention is drawn to the limitation of liability, indemnification and jurisdiction issues defined therein. Any holder of this document is advised that information contained hereon reflects the Company's findings at the time of its intervention only and within the limits of Client's instructions, if any. The Company's sole responsibility is to its Client and this document does not exonerate parties to a transaction from exercising all their rights and obligations under the transaction documents. This document cannot be reproduced except in full, without prior written approval of the Company. Any unauthorized alteration, forgery or falsification of the content or appearance of this document is unlawful and offenders may be prosecuted to the fullest extent of the law. Unless otherwise stated the results shown in this test report refer only to the sample(s) tested and such sample(s) are retained for 90 days only."



Line:



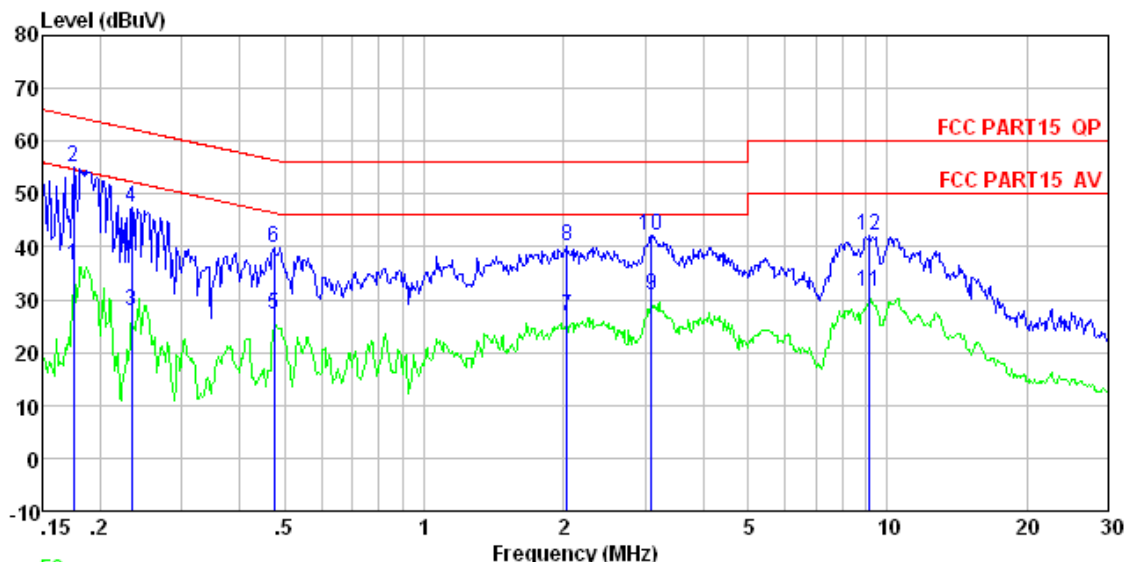
Trace: 48

Site : Shielded room  
Condition : FCC PART15 QP LISN(2011) LINE  
Job No. : 705RF  
Test Mode : Operation  
Test Engineer: HuXiaohe  
Remark : Transmitter

	Freq	Read	LISN	Cable	Level	Limit	Over	
	MHz	Level	Factor	Loss	dBuV	Line	Limit	Remark
		dBuV	dB	dB	dBuV	dBuV	dB	
1	0.179	39.40	0.67	0.10	40.17	54.55	-14.38	Average
2	0.179	55.86	0.67	0.10	56.63	64.55	-7.92	QP
3	0.237	29.70	0.64	0.10	30.44	52.22	-21.78	Average
4	0.237	48.32	0.64	0.10	49.06	62.22	-13.16	QP
5	0.469	28.30	0.56	0.10	28.96	46.54	-17.58	Average
6	0.469	41.96	0.56	0.10	42.62	56.54	-13.92	QP
7	1.980	23.20	0.40	0.10	23.70	46.00	-22.30	Average
8	1.980	38.51	0.40	0.10	39.01	56.00	-16.99	QP
9	3.090	30.30	0.35	0.10	30.75	46.00	-15.25	Average
10	3.090	42.59	0.35	0.10	43.04	56.00	-12.96	QP
11	8.323	31.27	0.24	0.18	31.69	50.00	-18.31	Average
12	8.323	43.43	0.24	0.18	43.85	60.00	-16.15	QP



Neutral:



Trace: 50  
Site : Shielded room  
Condition : FCC PART15 QP LISN(2011) NEUTRAL  
Job No. : 705RF  
Test Mode : Operation  
Test Engineer: HuXiaohe  
Remark : Transmitter

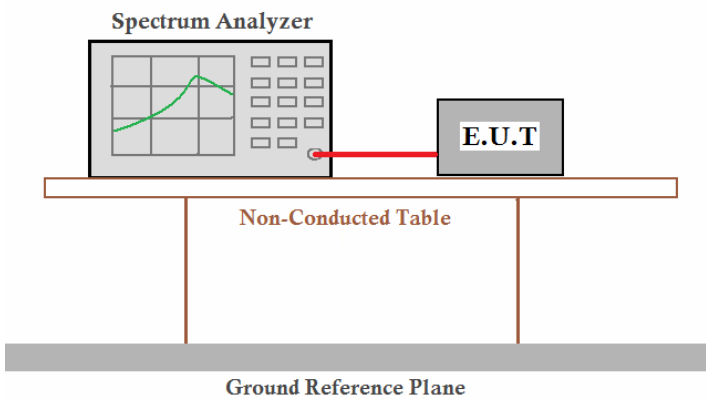
	Freq	Read	LISN	Cable	Limit	Over	
	MHz	Level	Factor	Loss	Line	Limit	Remark
	MHz	dBuV	dB	dB	dBuV	dB	
1	0.175	35.70	0.67	0.10	36.47	54.72	-18.25 Average
2	0.175	54.30	0.67	0.10	55.07	64.72	-9.65 QP
3	0.234	27.20	0.64	0.10	27.94	52.30	-24.36 Average
4	0.234	46.58	0.64	0.10	47.32	62.30	-14.98 QP
5	0.474	26.60	0.56	0.10	27.26	46.45	-19.19 Average
6	0.474	39.17	0.56	0.10	39.83	56.45	-16.62 QP
7	2.033	26.40	0.40	0.10	26.90	46.00	-19.10 Average
8	2.033	39.73	0.40	0.10	40.23	56.00	-15.77 QP
9	3.090	30.36	0.35	0.10	30.81	46.00	-15.19 Average
10	3.090	41.85	0.35	0.10	42.30	56.00	-13.70 QP
11	9.156	31.00	0.23	0.19	31.42	50.00	-18.58 Average
12	9.156	41.64	0.23	0.19	42.06	60.00	-17.94 QP

Notes:

1. The following Quasi-Peak and Average measurements were performed on the EUT:
2. Final Test Level = Receiver Reading + LISN Factor + Cable Loss.



### 5.3 Conducted Peak Output Power

Test Requirement:	FCC Part15 C Section 15.247 (b)(3)
Test Method:	ANSI C63.4:2003 and KDB558074 D01
Limit:	30dBm
Test setup:	
Test procedure:	<p>As an alternative to Publication: 662911 D01, the test method is “measure and sum”, In the measure and sum approach, the conducted emission level (e.g., transmit power or power in specified bandwidth) is measured at each antenna port. The measured results at the various antenna ports are then summed mathematically to determine the total emission level from the device. Summing is performed in linear power units (e.g., mW—not dBm).</p> <p>The EUT peak power was measured with a peak power meter employing a video bandwidth greater than 6dB BW of the emission under test. Peak output power was read directly from the spectrum analyzer across all data rates, Special care was used to make sure that the EUT was transmitting in continuous mode.</p>
Test Instruments:	Refer to section 4.7 for details
Test mode:	Refer to section 4.3 for details
Test results:	Pass



**Measurement Data**

Channel	Antenna	Output power (dBm)	Sum Output Power (dBm)	Limit (dBm)	Result
5755MHz	1	9.59	15.82	30.00	Pass
	2	9.77			
	3	9.83			
	4	9.98			
5795MHz	1	9.30	15.58	30.00	Pass
	2	9.46			
	3	9.62			
	4	9.84			

**Test plot as follows:**

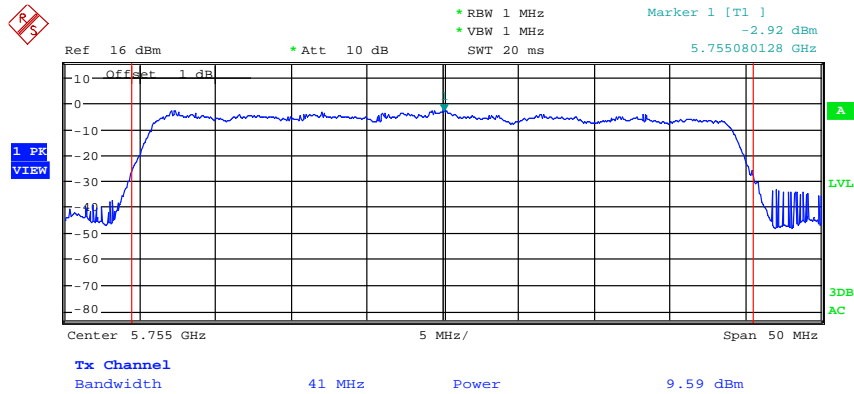


# Shenzhen EBO Technology Co., Ltd.

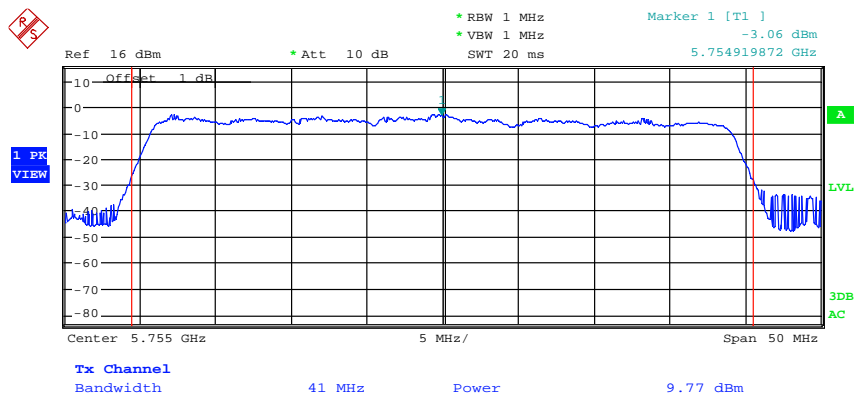
Report No.: FCC12-RTE082103

Page 13 of 44

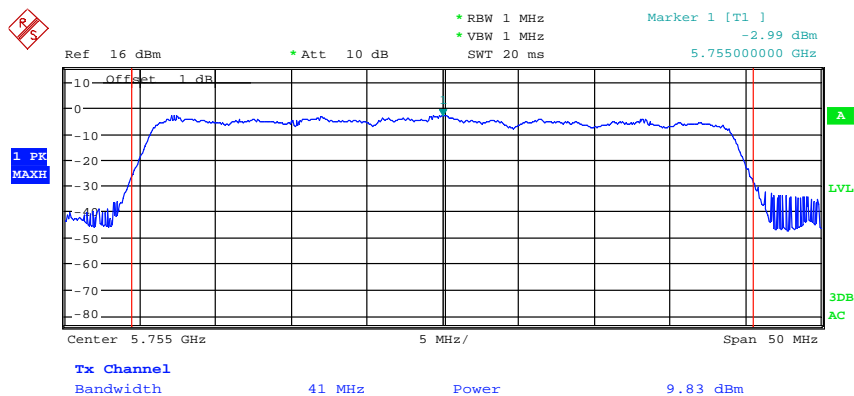
Channel:	5755MHz	Test item:	Output power	Antenna:	1
----------	---------	------------	--------------	----------	---



Channel:	5755MHz	Test item:	Output power	Antenna:	2
----------	---------	------------	--------------	----------	---



Channel:	5755MHz	Test item:	Output power	Antenna:	3
----------	---------	------------	--------------	----------	---



"This document is issued by the Company subject to its General Conditions of Service printed overleaf, available on request or accessible at <http://www.ebotech.cn> and, for electronic format documents, subject to Terms and Conditions for Electronic Documents at <http://www.ebotech.cn>. Attention is drawn to the limitation of liability, indemnification and jurisdiction issues defined therein. Any holder of this document is advised that information contained hereon reflects the Company's findings at the time of its intervention only and within the limits of Client's instructions, if any. The Company's sole responsibility is to its Client and this document does not exonerate parties to a transaction from exercising all their rights and obligations under the transaction documents. This document cannot be reproduced except in full, without prior written approval of the Company. Any unauthorized alteration, forgery or falsification of the content or appearance of this document is unlawful and offenders may be prosecuted to the fullest extent of the law. Unless otherwise stated the results shown in this test report refer only to the sample(s) tested and such sample(s) are retained for 90 days only."

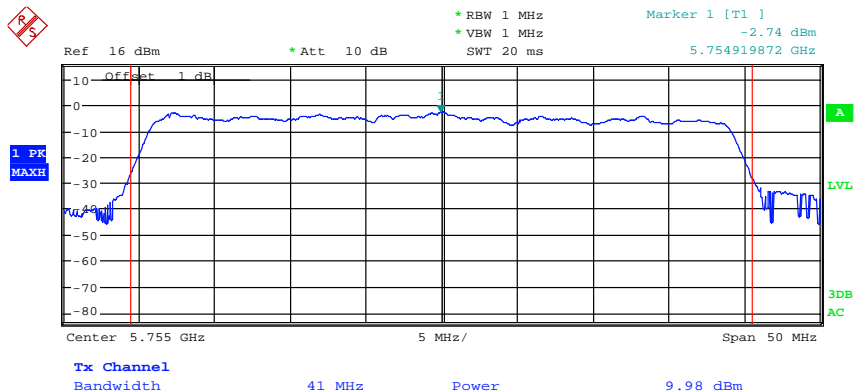


# Shenzhen EBO Technology Co., Ltd.

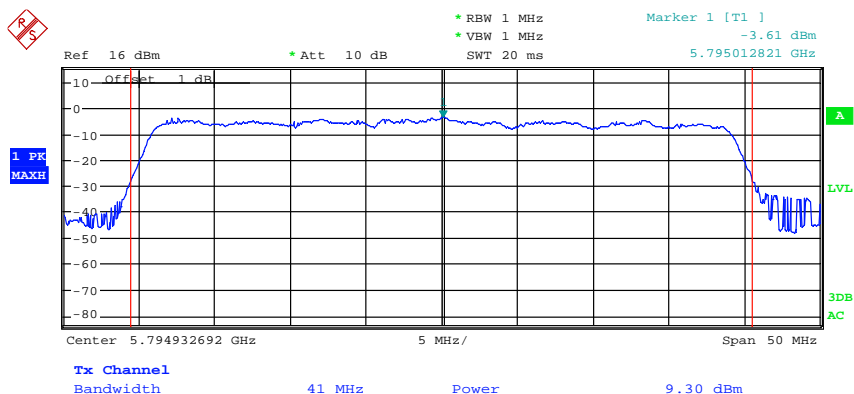
Report No.: FCC12-RTE082103

Page 14 of 44

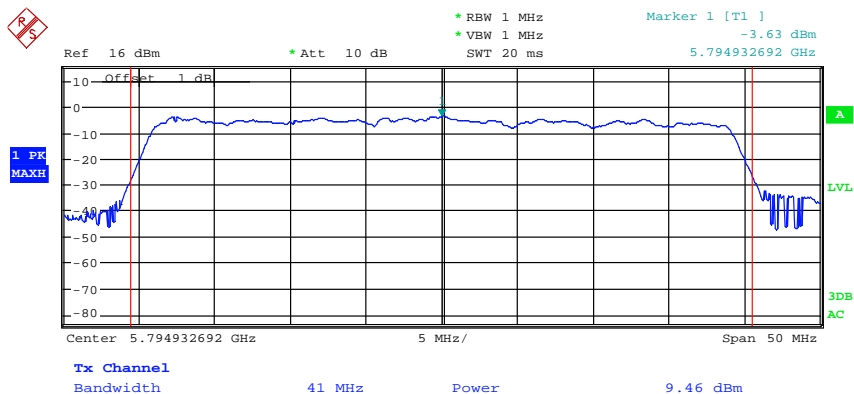
Channel:	5755MHz	Test item:	Output power	Antenna:	4
----------	---------	------------	--------------	----------	---



Channel:	5795MHz	Test item:	Output power	Antenna:	1
----------	---------	------------	--------------	----------	---



Channel:	5795MHz	Test item:	Output power	Antenna:	2
----------	---------	------------	--------------	----------	---



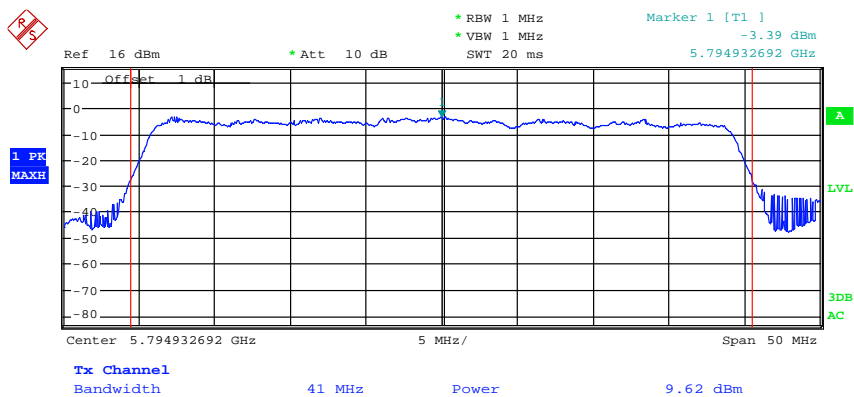
"This document is issued by the Company subject to its General Conditions of Service printed overleaf, available on request or accessible at <http://www.ebotech.cn> and, for electronic format documents, subject to Terms and Conditions for Electronic Documents at <http://www.ebotech.cn>. Attention is drawn to the limitation of liability, indemnification and jurisdiction issues defined therein. Any holder of this document is advised that information contained hereon reflects the Company's findings at the time of its intervention only and within the limits of Client's instructions, if any. The Company's sole responsibility is to its Client and this document does not exonerate parties to a transaction from exercising all their rights and obligations under the transaction documents. This document cannot be reproduced except in full, without prior written approval of the Company. Any unauthorized alteration, forgery or falsification of the content or appearance of this document is unlawful and offenders may be prosecuted to the fullest extent of the law. Unless otherwise stated the results shown in this test report refer only to the sample(s) tested and such sample(s) are retained for 90 days only."



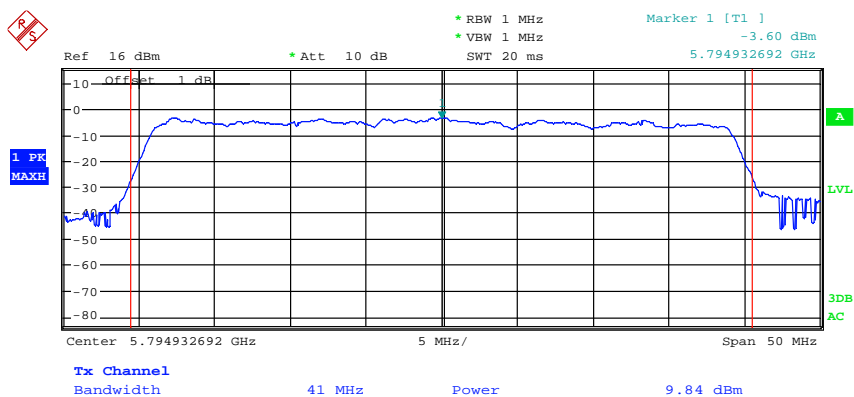
# Shenzhen EBO Technology Co., Ltd.

Report No.: FCC12-RTE082103  
Page 15 of 44

Channel:	5795MHz	Test item:	Output power	Antenna:	3
----------	---------	------------	--------------	----------	---



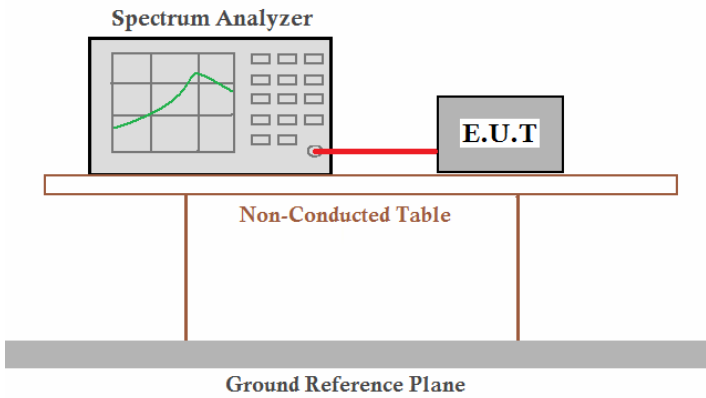
Channel:	5795MHz	Test item:	Output power	Antenna:	4
----------	---------	------------	--------------	----------	---



"This document is issued by the Company subject to its General Conditions of Service printed overleaf, available on request or accessible at <http://www.ebotech.cn> and, for electronic format documents, subject to Terms and Conditions for Electronic Documents at <http://www.ebotech.cn>. Attention is drawn to the limitation of liability, indemnification and jurisdiction issues defined therein. Any holder of this document is advised that information contained hereon reflects the Company's findings at the time of its intervention only and within the limits of Client's instructions, if any. The Company's sole responsibility is to its Client and this document does not exonerate parties to a transaction from exercising all their rights and obligations under the transaction documents. This document cannot be reproduced except in full, without prior written approval of the Company. Any unauthorized alteration, forgery or falsification of the content or appearance of this document is unlawful and offenders may be prosecuted to the fullest extent of the law. Unless otherwise stated the results shown in this test report refer only to the sample(s) tested and such sample(s) are retained for 90 days only."



## 5.4 6dB Occupy Bandwidth

Test Requirement:	FCC Part15 C Section 15.247 (a)(2)
Test Method:	ANSI C63.4:2003 and KDB558074 D01
Limit:	>500KHz
Test setup:	
Test Instruments:	Refer to section 4.7 for details
Test mode:	Refer to section 4.3 for details
Test results:	Pass

### Measurement Data

Test channel	6dB Occupy Bandwidth (MHz)	Limit (KHz)	Result
5755 MHz	38.141	>500	Pass
5795 MHz	38.221	>500	Pass

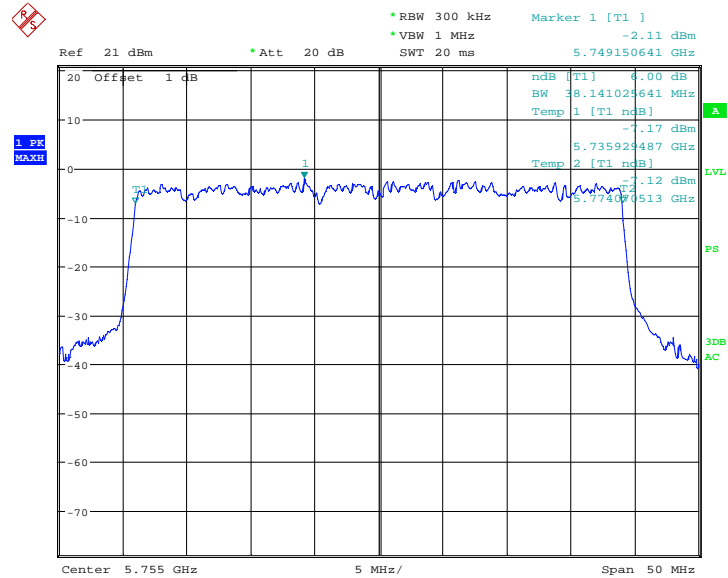
Test plot as follows:



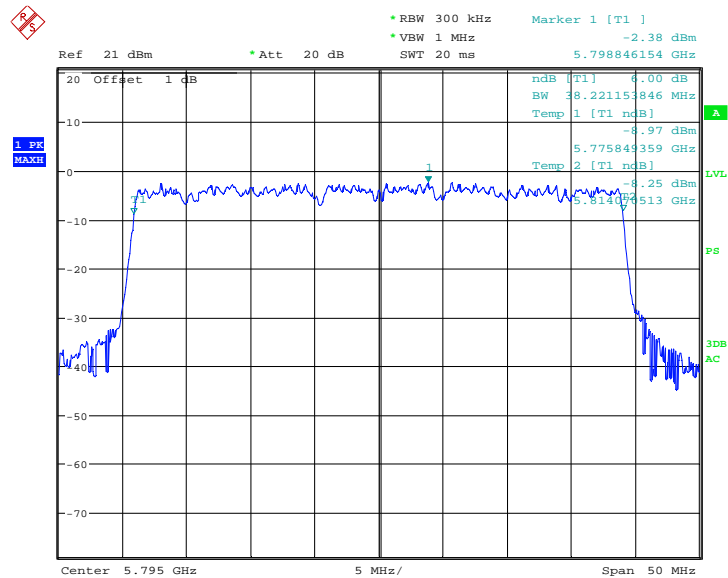
## Shenzhen EBO Technology Co., Ltd.

Report No.: FCC12-RTE082103

Page 17 of 44



5755MHz

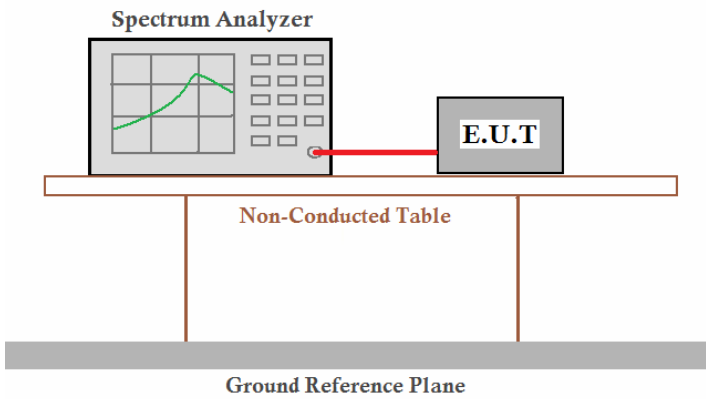


5795MHz

"This document is issued by the Company subject to its General Conditions of Service printed overleaf, available on request or accessible at <http://www.ebotech.cn> and, for electronic format documents, subject to Terms and Conditions for Electronic Documents at <http://www.ebotech.cn>. Attention is drawn to the limitation of liability, indemnification and jurisdiction issues defined therein. Any holder of this document is advised that information contained hereon reflects the Company's findings at the time of its intervention only and within the limits of Client's instructions, if any. The Company's sole responsibility is to its Client and this document does not exonerate parties to a transaction from exercising all their rights and obligations under the transaction documents. This document cannot be reproduced except in full, without prior written approval of the Company. Any unauthorized alteration, forgery or falsification of the content or appearance of this document is unlawful and offenders may be prosecuted to the fullest extent of the law. Unless otherwise stated the results shown in this test report refer only to the sample(s) tested and such sample(s) are retained for 90 days only."



## 5.5 Power Spectral Density

Test Requirement:	FCC Part15 C Section 15.247 (e)
Test Method:	ANSI C63.4:2003 and KDB558074 D01
Limit:	8dBm
Test setup:	
Test procedure:	As an alternative to Publication: 662911 D01, Measure and sum the PSDs across the outputs. With this technique, PSD is measured at each output of the device. The individual PSDs are then summed mathematically in linear power units
Test Instruments:	Refer to section 4.7 for details
Test mode:	Refer to section 4.3 for details
Test results:	Pass

Test plot as follows:



Measurement Data

Channel	ANT	Power Spectral Density (dBm/100KHz)	BWCF	Power Spectral Density (dBm/3KHz)	Sum Power Spectral density (dBm/3KHz)	Limit (dBm/3KHz)	Result		
5755MHz	1	-6.07	-15.20	-21.27	-15.69	8.00	Pass		
	2	-7.54		-22.74					
	3	-7.22		-22.42					
	4	-5.51		-20.71					
5795MHz	1	-6.89	-15.20	-22.09	-16.75				
	2	-8.53		-23.73					
	3	-8.38		-23.58					
	4	-6.79		-21.99					
Remark: BWCF = 10log(3 kHz/100 kHz)= -15.20dB									

Test plot as follows:

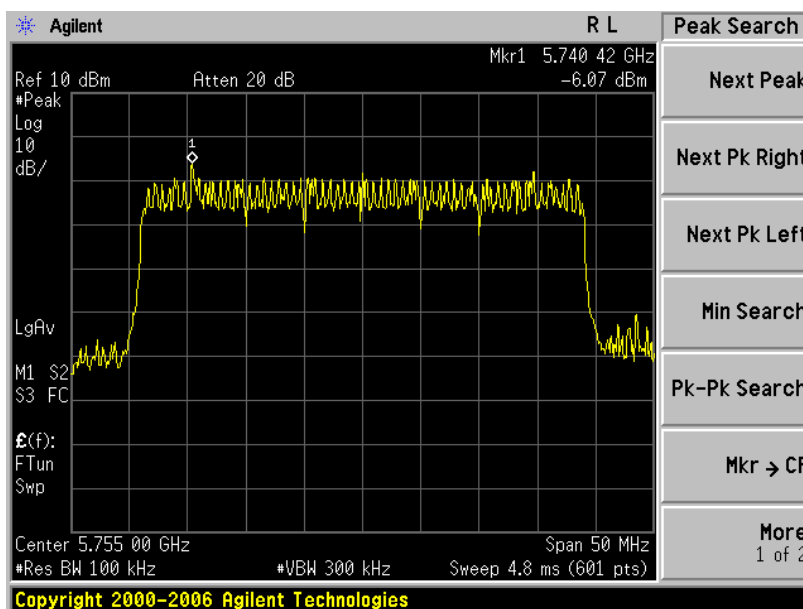


## Shenzhen EBO Technology Co., Ltd.

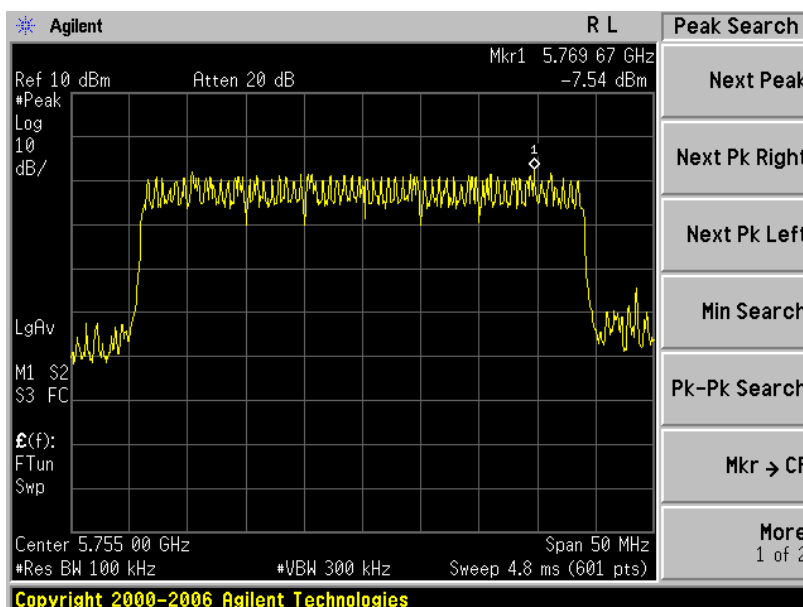
Report No.: FCC12-RTE082103

Page 20 of 44

Channel:	5755MHz	Test item:	power density	Antenna:	1
----------	---------	------------	---------------	----------	---



Channel:	5755MHz	Test item:	power density	Antenna:	2
----------	---------	------------	---------------	----------	---



"This document is issued by the Company subject to its General Conditions of Service printed overleaf, available on request or accessible at <http://www.ebotek.cn> and, for electronic format documents, subject to Terms and Conditions for Electronic Documents at <http://www.ebotek.cn>. Attention is drawn to the limitation of liability, indemnification and jurisdiction issues defined therein. Any holder of this document is advised that information contained hereon reflects the Company's findings at the time of its intervention only and within the limits of Client's instructions, if any. The Company's sole responsibility is to its Client and this document does not exonerate parties to a transaction from exercising all their rights and obligations under the transaction documents. This document cannot be reproduced except in full, without prior written approval of the Company. Any unauthorized alteration, forgery or falsification of the content or appearance of this document is unlawful and offenders may be prosecuted to the fullest extent of the law. Unless otherwise stated the results shown in this test report refer only to the sample(s) tested and such sample(s) are retained for 90 days only."

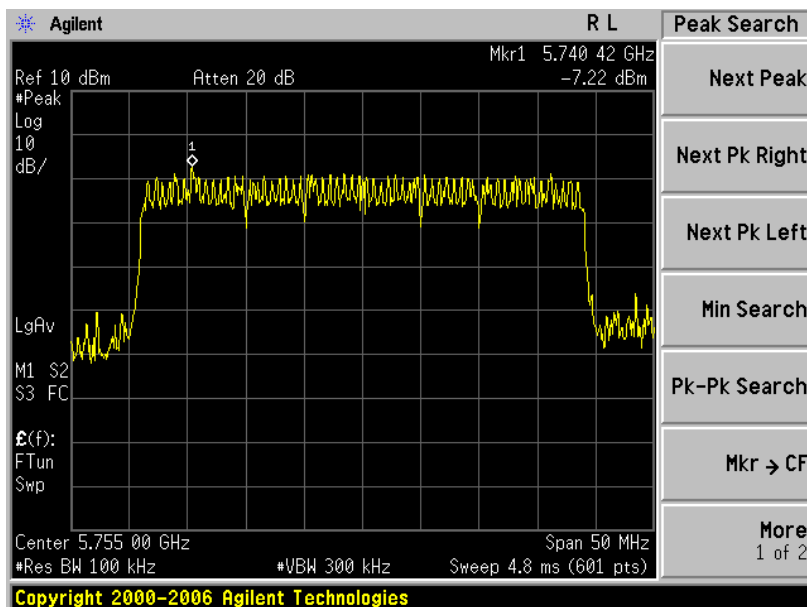


## Shenzhen EBO Technology Co., Ltd.

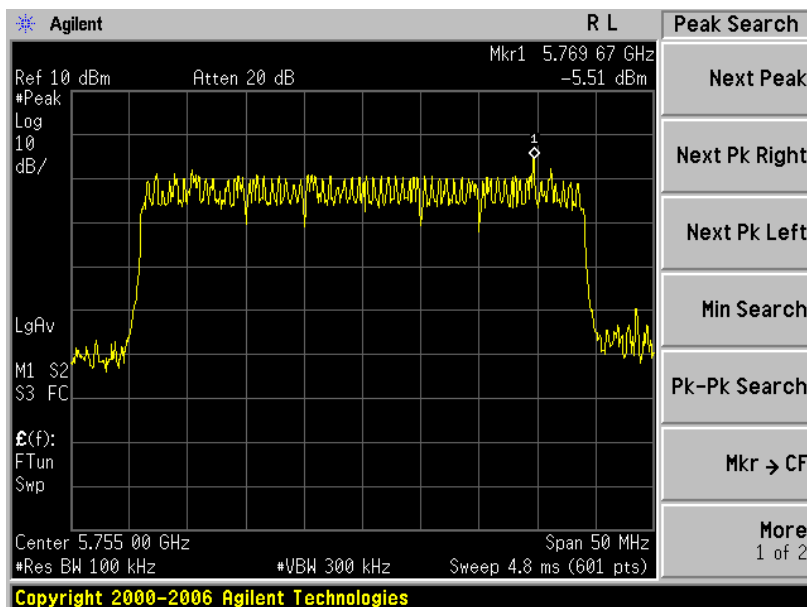
Report No.: FCC12-RTE082103

Page 21 of 44

Channel:	5755MHz	Test item:	power density	Antenna:	3
----------	---------	------------	---------------	----------	---



Channel:	5755MHz	Test item:	power density	Antenna:	4
----------	---------	------------	---------------	----------	---



"This document is issued by the Company subject to its General Conditions of Service printed overleaf, available on request or accessible at <http://www.ebotek.cn> and, for electronic format documents, subject to Terms and Conditions for Electronic Documents at <http://www.ebotek.cn>. Attention is drawn to the limitation of liability, indemnification and jurisdiction issues defined therein. Any holder of this document is advised that information contained hereon reflects the Company's findings at the time of its intervention only and within the limits of Client's instructions, if any. The Company's sole responsibility is to its Client and this document does not exonerate parties to a transaction from exercising all their rights and obligations under the transaction documents. This document cannot be reproduced except in full, without prior written approval of the Company. Any unauthorized alteration, forgery or falsification of the content or appearance of this document is unlawful and offenders may be prosecuted to the fullest extent of the law. Unless otherwise stated the results shown in this test report refer only to the sample(s) tested and such sample(s) are retained for 90 days only."

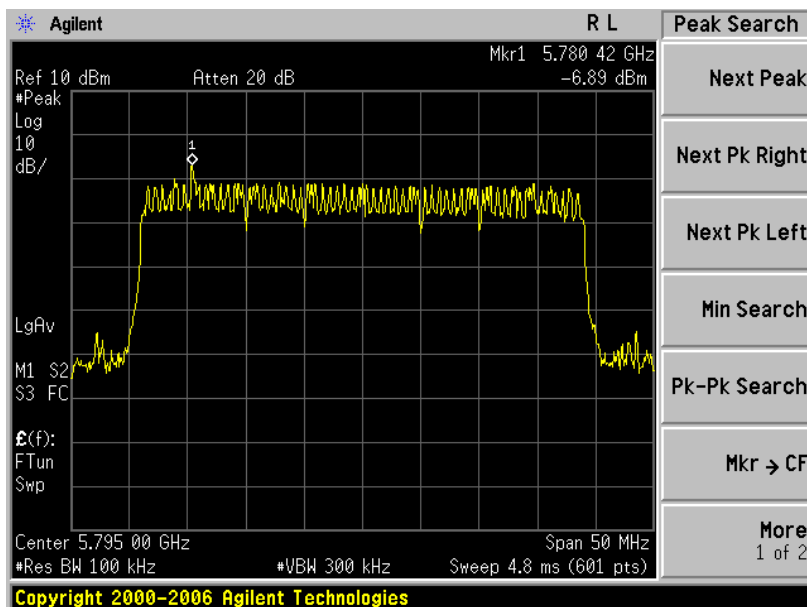


## Shenzhen EBO Technology Co., Ltd.

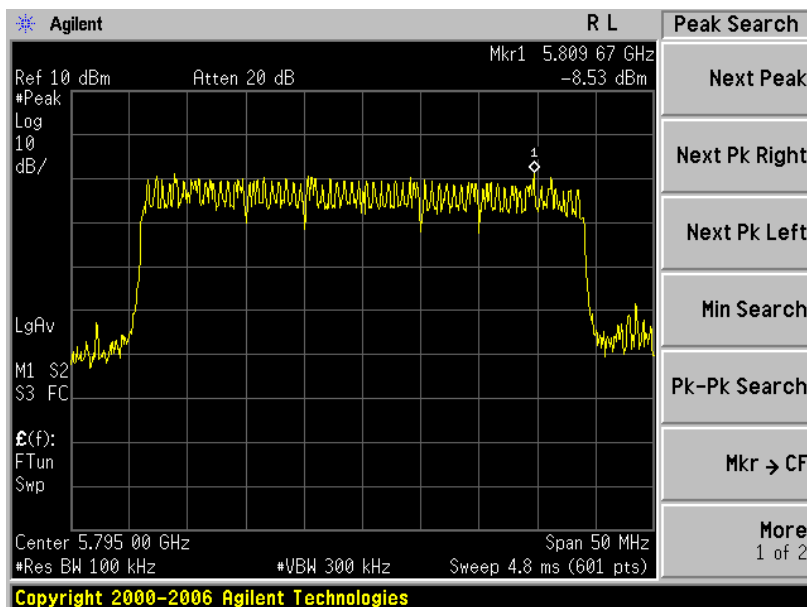
Report No.: FCC12-RTE082103

Page 22 of 44

Channel:	5795MHz	Test item:	power density	Antenna:	1
----------	---------	------------	---------------	----------	---



Channel:	5795MHz	Test item:	power density	Antenna:	2
----------	---------	------------	---------------	----------	---



"This document is issued by the Company subject to its General Conditions of Service printed overleaf, available on request or accessible at <http://www.ebotek.cn> and, for electronic format documents, subject to Terms and Conditions for Electronic Documents at <http://www.ebotek.cn>. Attention is drawn to the limitation of liability, indemnification and jurisdiction issues defined therein. Any holder of this document is advised that information contained hereon reflects the Company's findings at the time of its intervention only and within the limits of Client's instructions, if any. The Company's sole responsibility is to its Client and this document does not exonerate parties to a transaction from exercising all their rights and obligations under the transaction documents. This document cannot be reproduced except in full, without prior written approval of the Company. Any unauthorized alteration, forgery or falsification of the content or appearance of this document is unlawful and offenders may be prosecuted to the fullest extent of the law. Unless otherwise stated the results shown in this test report refer only to the sample(s) tested and such sample(s) are retained for 90 days only."

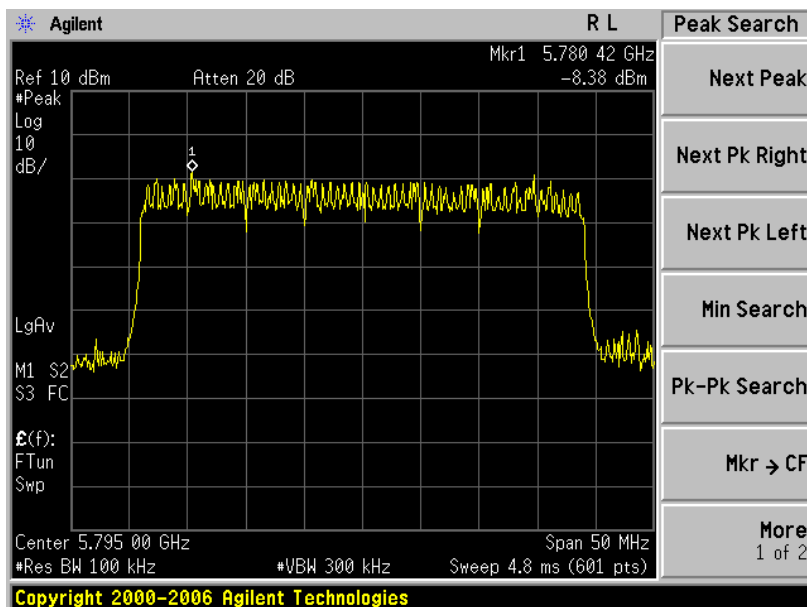


## Shenzhen EBO Technology Co., Ltd.

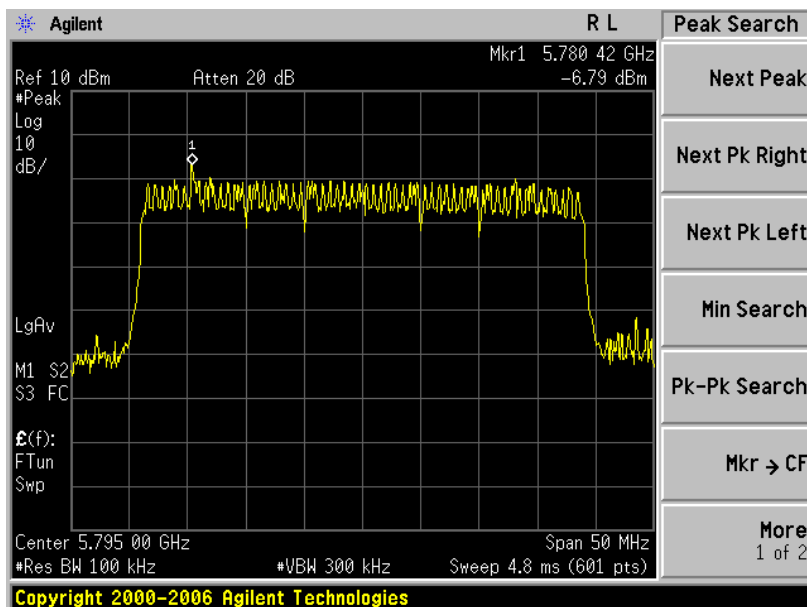
Report No.: FCC12-RTE082103

Page 23 of 44

Channel:	5795MHz	Test item:	power density	Antenna:	3
----------	---------	------------	---------------	----------	---



Channel:	5795MHz	Test item:	power density	Antenna:	4
----------	---------	------------	---------------	----------	---

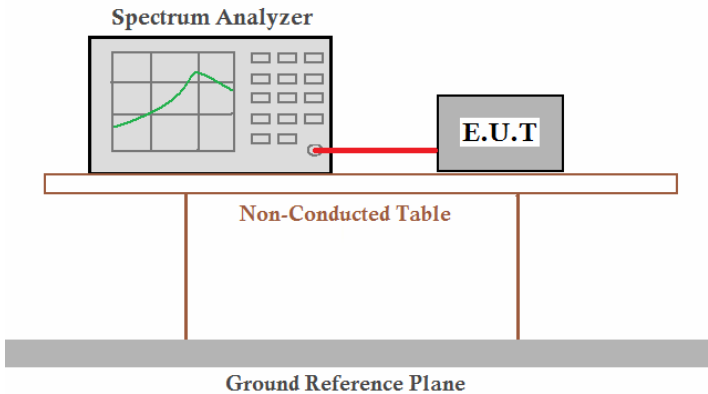


"This document is issued by the Company subject to its General Conditions of Service printed overleaf, available on request or accessible at <http://www.ebotek.cn> and, for electronic format documents, subject to Terms and Conditions for Electronic Documents at <http://www.ebotek.cn>. Attention is drawn to the limitation of liability, indemnification and jurisdiction issues defined therein. Any holder of this document is advised that information contained hereon reflects the Company's findings at the time of its intervention only and within the limits of Client's instructions, if any. The Company's sole responsibility is to its Client and this document does not exonerate parties to a transaction from exercising all their rights and obligations under the transaction documents. This document cannot be reproduced except in full, without prior written approval of the Company. Any unauthorized alteration, forgery or falsification of the content or appearance of this document is unlawful and offenders may be prosecuted to the fullest extent of the law. Unless otherwise stated the results shown in this test report refer only to the sample(s) tested and such sample(s) are retained for 90 days only."



## 5.6 Band Edge

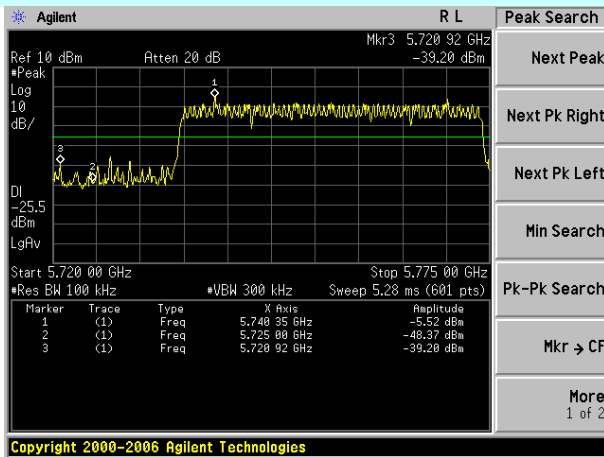
### 5.6.1 Conducted Emission Method

Test Requirement:	FCC Part15 C Section 15.247 (d)
Test Method:	ANSI C63.4:2003 and KDB558074 D01 Meas Guidance
Limit:	In any 100 kHz bandwidth outside the frequency band in which the spread spectrum intentional radiator is operating, the radio frequency power that is produced by the intentional radiator shall be at least 20 dB below that in the 100 kHz bandwidth within the band that contains the highest level of the desired power, based on either an RF conducted or a radiated measurement.
Test setup:	
Test Instruments:	Refer to section 4.7 for details
Test mode:	4 antenna ports were tested, and the worst case is antenna port 4, so the data shows that port's only.
Test results:	Pass

Test plot as follows:

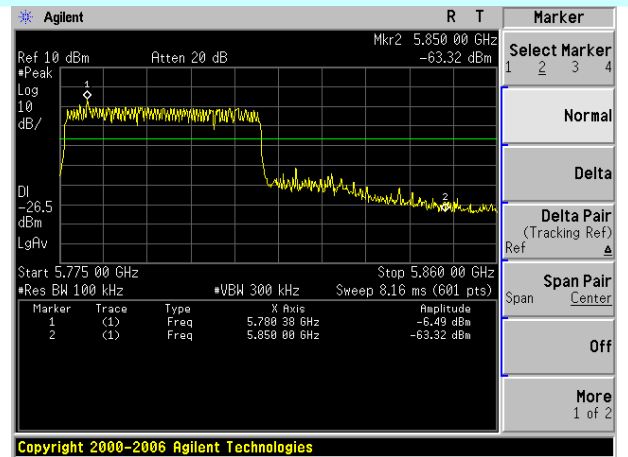


Antenna port:4



Lowest channel

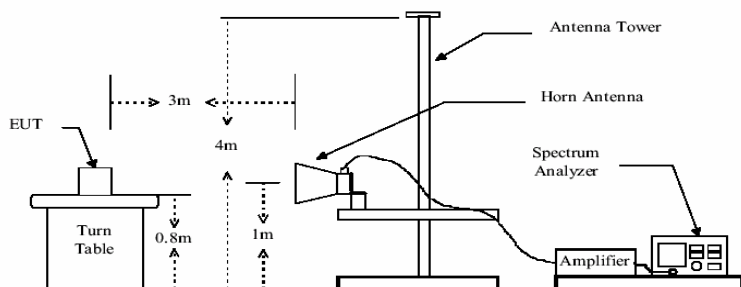
Antenna port:4



Highest channel



## 5.6.2 Radiated Emission Method

Test Requirement:	FCC Part15 C Section 15.209 and 15.205				
Test Method:	ANSI C63.4: 2003				
Test Frequency Range:	30MHz to 40GHz, only worse case is reported				
Test site:	Measurement Distance: 3m				
Receiver setup:	Frequency	Detector	RBW	VBW	Remark
	Above 1GHz	Peak	1MHz	3MHz	Peak Value
		AV	1MHz	10Hz	Average Value
Limit:	Frequency		Limit (dBuV/m @3m)		Remark
	Above 1GHz		54.00		Average Value
			74.00		Peak Value
Test setup:					
Test Procedure:	<p>a. The EUT was placed on the top of a rotating table 0.8 meters above the ground at a 3 meter semi-anechoic chamber. The table was rotated 360 degrees to determine the position of the highest radiation.</p> <p>b. The EUT was set to operate with MIMO modes,</p> <p>c. The EUT was set 3 meters away from the interference-receiving antenna, which was mounted on the top of a variable-height antenna tower.</p> <p>d. The antenna height is varied from one meter to four meters above the ground to determine the maximum value of the field strength. Both horizontal and vertical polarizations of the antenna are set to make the measurement.</p> <p>e. For each suspected emission, the EUT was arranged to its worst case and then the antenna was tuned to heights from 1 meter to 4 meters and the rotatable table was turned from 0 degrees to 360 degrees to find the maximum reading.</p> <p>f. The test-receiver system was set to Peak Detect Function and Specified Bandwidth with Maximum Hold Mode.</p> <p>g. If the emission level of the EUT in peak mode was 10dB lower than the limit specified, then testing could be stopped and the peak values of the EUT would be reported. Otherwise the emissions that did not have 10dB margin would be re-tested one by one using peak, quasi-peak or average method as specified and then reported in a data sheet.</p>				
Test Instruments:	Refer to section 4.7 for details				
Test mode:	Refer to section 4.3 for details				
Test results:	Pass				



## Shenzhen EBO Technology Co., Ltd.

Report No.: FCC12-RTE082103

Page 27 of 44

### Measurement data:

Test Channel:		5755MHz			Remark:		Peak	
Frequency (MHz)	Read Level (dBuV)	Antenna Factor (dB/m)	Cable Loss (dB)	Preamp Factor (dB)	Level (dBuV/m)	Limit Line (dBuV/m)	Over Limit (dB)	Polarization
5725.00	45.36	33.62	5.84	32.83	51.99	74.00	-22.01	Horizontal
5725.00	47.59	33.62	5.84	32.83	54.22	74.00	-19.78	Vertical

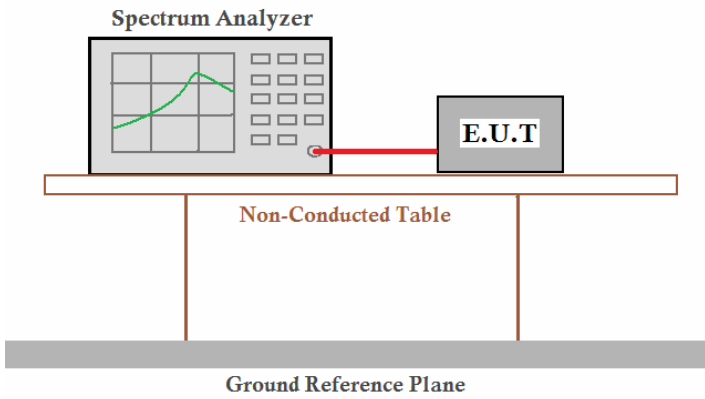
Test Channel:		5755MHz			Remark:		Average	
Frequency (MHz)	Read Level (dBuV)	Antenna Factor (dB/m)	Cable Loss (dB)	Preamp Factor (dB)	Level (dBuV/m)	Limit Line (dBuV/m)	Over Limit (dB)	Polarization
5725.00	36.22	33.62	5.84	32.83	42.85	54.00	-11.15	Horizontal
5725.00	37.67	33.62	5.84	32.83	44.30	54.00	-9.70	Vertical

Test Channel:		5795MHz			Remark:		Peak	
Frequency (MHz)	Read Level (dBuV)	Antenna Factor (dB/m)	Cable Loss (dB)	Preamp Factor (dB)	Level (dBuV/m)	Limit Line (dBuV/m)	Over Limit (dB)	Polarization
5850.00	46.86	34.17	5.96	33.26	53.73	74.00	-20.27	Horizontal
5850.00	47.88	34.17	5.96	33.26	54.75	74.00	-19.25	Vertical

Test Channel:		5795MHz			Remark:		Average	
Frequency (MHz)	Read Level (dBuV)	Antenna Factor (dB/m)	Cable Loss (dB)	Preamp Factor (dB)	Level (dBuV/m)	Limit Line (dBuV/m)	Over Limit (dB)	Polarization
5850.00	34.48	34.17	5.96	33.26	41.35	54.00	-12.65	Horizontal
5850.00	36.71	34.17	5.96	33.26	43.58	54.00	-10.42	Vertical

"This document is issued by the Company subject to its General Conditions of Service printed overleaf, available on request or accessible at <http://www.ebotek.cn> and, for electronic format documents, subject to Terms and Conditions for Electronic Documents at <http://www.ebotek.cn>. Attention is drawn to the limitation of liability, indemnification and jurisdiction issues defined therein. Any holder of this document is advised that information contained hereon reflects the Company's findings at the time of its intervention only and within the limits of Client's instructions, if any. The Company's sole responsibility is to its Client and this document does not exonerate parties to a transaction from exercising all their rights and obligations under the transaction documents. This document cannot be reproduced except in full, without prior written approval of the Company. Any unauthorized alteration, forgery or falsification of the content or appearance of this document is unlawful and offenders may be prosecuted to the fullest extent of the law. Unless otherwise stated the results shown in this test report refer only to the sample(s) tested and such sample(s) are retained for 90 days only."

## 5.7 RF Antenna Conducted spurious emissions

Test Requirement:	FCC Part15 C Section 15.247 (d)
Test Method:	ANSI C63.4:2003 and KDB558074 D01
Limit:	In any 100 kHz bandwidth outside the frequency band in which the spread spectrum intentional radiator is operating, the radio frequency power that is produced by the intentional radiator shall be at least 20 dB below that in the 100 kHz bandwidth within the band that contains the 5795MHzest level of the desired power, based on either an RF conducted or a radiated measurement.
Test setup:	 <p>The diagram illustrates the test setup. A Spectrum Analyzer is connected to an E.U.T. (Equipment Under Test) via a red cable. Both the Spectrum Analyzer and the E.U.T. are placed on a Non-Conducted Table. The table is supported by two vertical legs. Below the table is a Ground Reference Plane.</p>
Test Instruments:	Refer to section 4.7 for details
Test mode:	Refer to section 4.3 for details
Test results:	Pass

Test plot as follows:

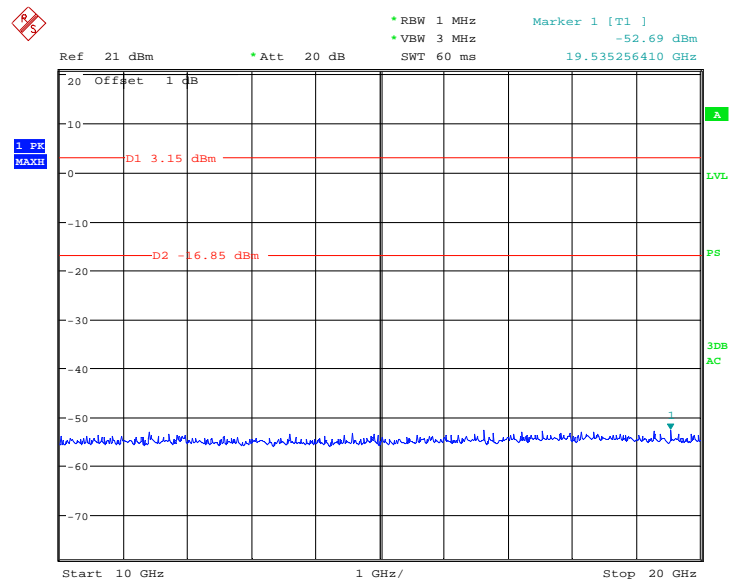
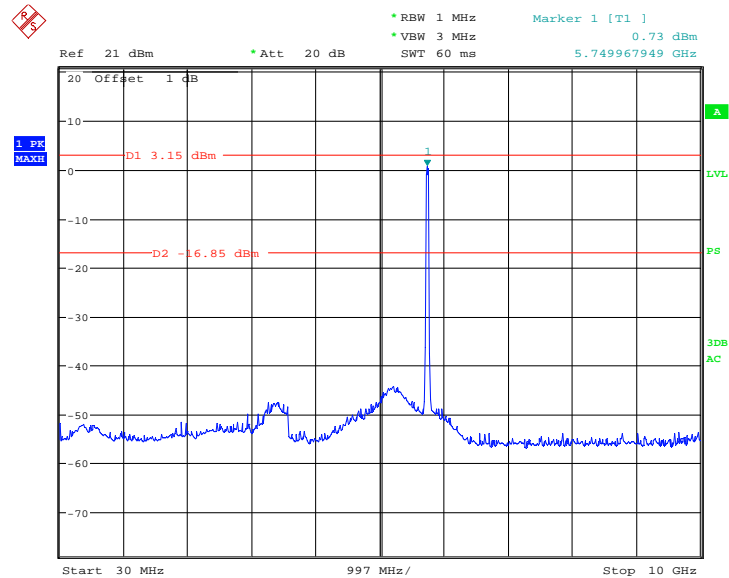


## Shenzhen EBO Technology Co., Ltd.

Report No.: FCC12-RTE082103

Page 29 of 44

Test channel	Low channel	Worse case	Antenna 4
--------------	-------------	------------	-----------



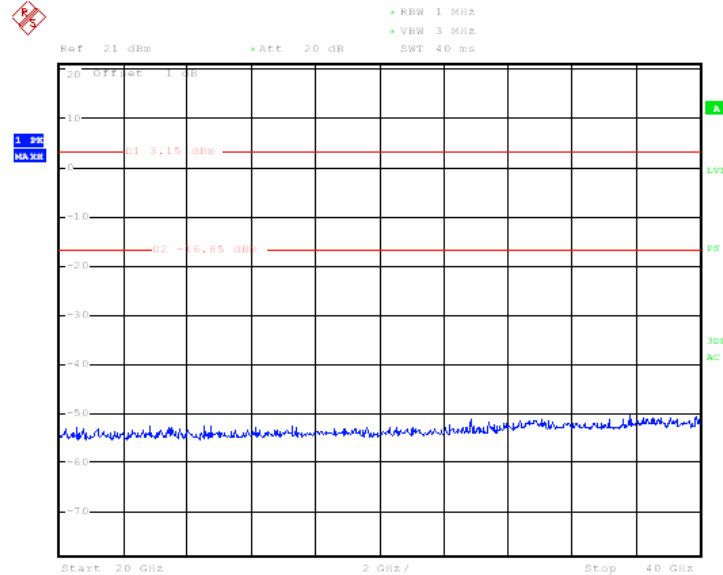
"This document is issued by the Company subject to its General Conditions of Service printed overleaf, available on request or accessible at <http://www.ebotek.cn> and, for electronic format documents, subject to Terms and Conditions for Electronic Documents at <http://www.ebotek.cn>. Attention is drawn to the limitation of liability, indemnification and jurisdiction issues defined therein. Any holder of this document is advised that information contained hereon reflects the Company's findings at the time of its intervention only and within the limits of Client's instructions, if any. The Company's sole responsibility is to its Client and this document does not exonerate parties to a transaction from exercising all their rights and obligations under the transaction documents. This document cannot be reproduced except in full, without prior written approval of the Company. Any unauthorized alteration, forgery or falsification of the content or appearance of this document is unlawful and offenders may be prosecuted to the fullest extent of the law. Unless otherwise stated the results shown in this test report refer only to the sample(s) tested and such sample(s) are retained for 90 days only."



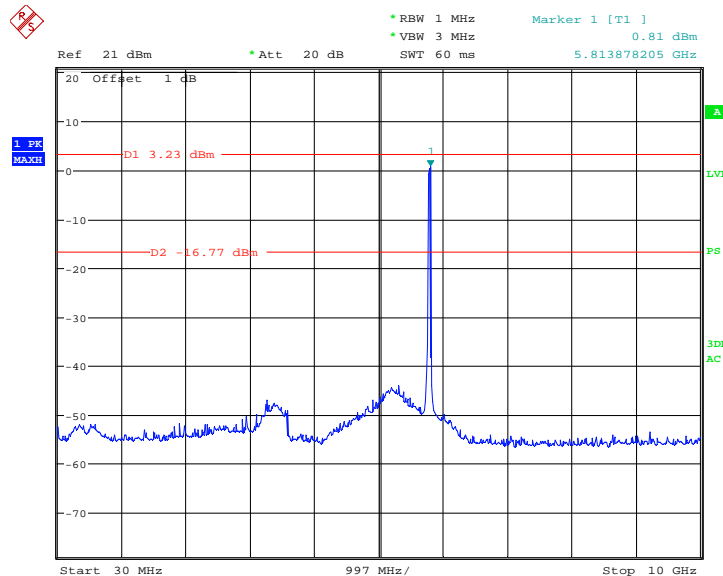
## Shenzhen EBO Technology Co., Ltd.

Report No.: FCC12-RTE082103

Page 30 of 44



Test channel	5795MHz	Worse case	Antenna 4
--------------	---------	------------	-----------



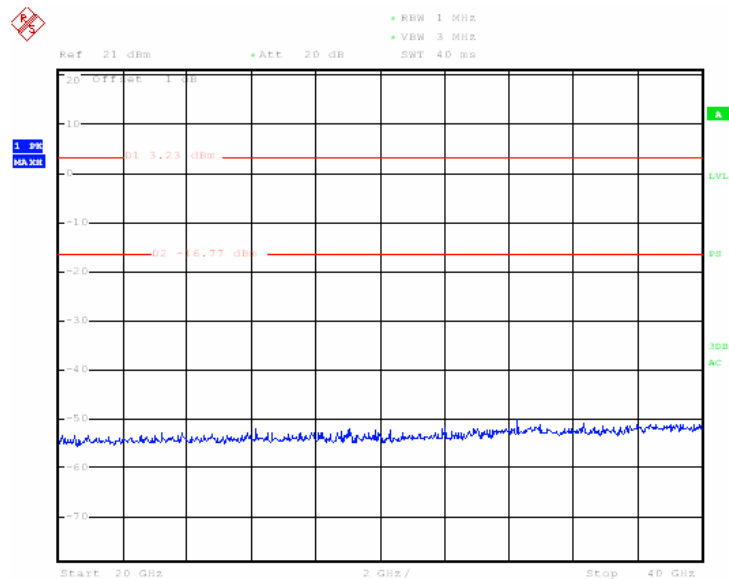
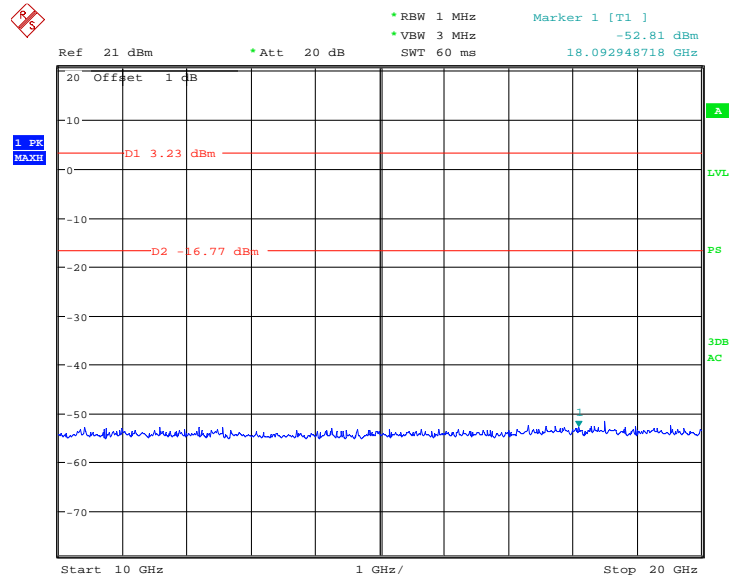
"This document is issued by the Company subject to its General Conditions of Service printed overleaf, available on request or accessible at <http://www.ebotech.cn> and, for electronic format documents, subject to Terms and Conditions for Electronic Documents at <http://www.ebotech.cn>. Attention is drawn to the limitation of liability, indemnification and jurisdiction issues defined therein. Any holder of this document is advised that information contained hereon reflects the Company's findings at the time of its intervention only and within the limits of Client's instructions, if any. The Company's sole responsibility is to its Client and this document does not exonerate parties to a transaction from exercising all their rights and obligations under the transaction documents. This document cannot be reproduced except in full, without prior written approval of the Company. Any unauthorized alteration, forgery or falsification of the content or appearance of this document is unlawful and offenders may be prosecuted to the fullest extent of the law. Unless otherwise stated the results shown in this test report refer only to the sample(s) tested and such sample(s) are retained for 90 days only."



## Shenzhen EBO Technology Co., Ltd.

Report No.: FCC12-RTE082103

Page 31 of 44

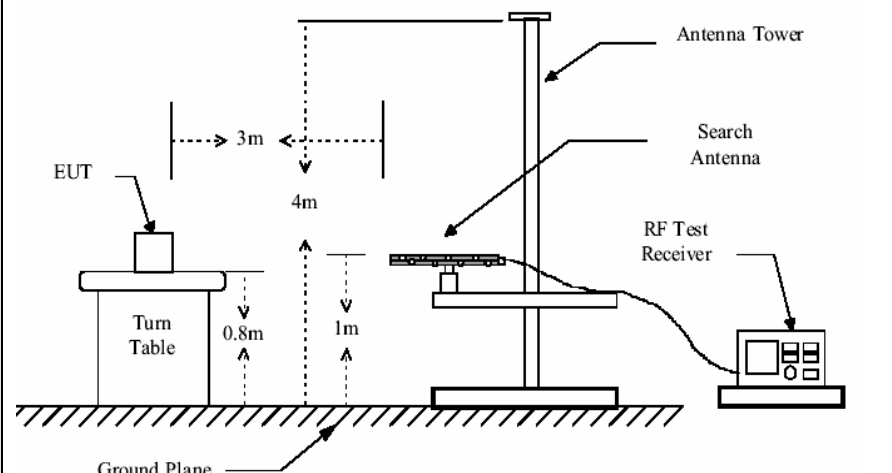
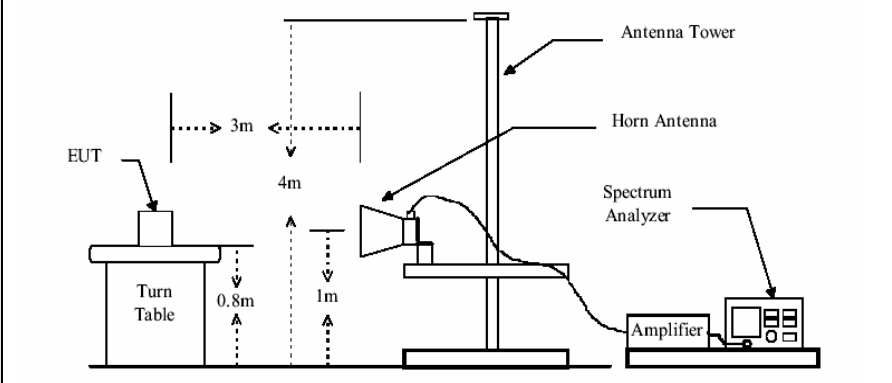


"This document is issued by the Company subject to its General Conditions of Service printed overleaf, available on request or accessible at <http://www.ebotech.cn> and, for electronic format documents, subject to Terms and Conditions for Electronic Documents at <http://www.ebotech.cn>. Attention is drawn to the limitation of liability, indemnification and jurisdiction issues defined therein. Any holder of this document is advised that information contained hereon reflects the Company's findings at the time of its intervention only and within the limits of Client's instructions, if any. The Company's sole responsibility is to its Client and this document does not exonerate parties to a transaction from exercising all their rights and obligations under the transaction documents. This document cannot be reproduced except in full, without prior written approval of the Company. Any unauthorized alteration, forgery or falsification of the content or appearance of this document is unlawful and offenders may be prosecuted to the fullest extent of the law. Unless otherwise stated the results shown in this test report refer only to the sample(s) tested and such sample(s) are retained for 90 days only."



## 5.8 Radiated Emission

Test Requirement:	FCC Part15 C Section 15.209 and 15.205				
Test Method:	ANSI C63.4: 2003				
Test Frequency Range:	30MHz to 40GHz				
Test site:	Measurement Distance: 3m (Semi-Anechoic Chamber)				
Receiver setup:					
	Frequency	Detector	RBW	VBW	Remark
	30MHz-1GHz	Quasi-peak	100KHz	300KHz	Quasi-peak Value
	Above 1GHz	Peak	1MHz	3MHz	Peak Value
AV		1MHz	10Hz	Average Value	
Limit:					
	Frequency		Limit (dBuV/m @3m)		Remark
	30MHz-88MHz		40.0		Quasi-peak Value
	88MHz-216MHz		43.5		Quasi-peak Value
	216MHz-960MHz		46.0		Quasi-peak Value
	960MHz-1GHz		54.0		Quasi-peak Value
	Above 1GHz	54.0		Average Value	
74.0		Peak Value			
Test Procedure:	<p>h. The EUT was placed on the top of a rotating table 0.8 meters above the ground at a 3 meter semi-anechoic camber. The table was rotated 360 degrees to determine the position of the 5795MHzest radiation.</p> <p>i. The EUT was set to operate with MIMO modes,</p> <p>j. The EUT was set 3 meters away from the interference-receiving antenna, which was mounted on the top of a variable-height antenna tower.</p> <p>k. The antenna height is varied from one meter to four meters above the ground to determine the maximum value of the field strength. Both horizontal and vertical polarizations of the antenna are set to make the measurement.</p> <p>l. For each suspected emission, the EUT was arranged to its worst case and then the antenna was tuned to heights from 1 meter to 4 meters and the rotatable table was turned from 0 degrees to 360 degrees to find the maximum reading.</p> <p>m. The test-receiver system was set to Peak Detect Function and Specified Bandwidth with Maximum Hold Mode.</p> <p>n. If the emission level of the EUT in peak mode was 10dB lower than the limit specified, then testing could be stopped and the peak values of the EUT would be reported. Otherwise the emissions that did not have 10dB margin would be re-tested one by one using peak, quasi-peak or average method as specified and then reported in a data sheet.</p>				

<p>Test setup:</p>	<p>Below 1GHz</p>  <p>Above 1GHz</p> 
<p>Test Instruments:</p>	<p>Refer to section 4.7 for details</p>
<p>Test mode:</p>	<p>Refer to section 4.3 for details</p>
<p>Test results:</p>	<p>Pass</p>

**Note:**

The field strength is calculated by adding the Antenna Factor, Cable Factor & Preamplifier. The basic equation with a sample calculation is as follows:

$$\text{Final Test Level} = \text{Receiver Reading} + \text{Antenna Factor} + \text{Cable Factor} - \text{Preamplifier Factor}$$



### 5.8.1 Radiated emission below 1GHz

Frequency (MHz)	Read Level (dBuV)	Antenna Factor (dB/m)	Cable Loss (dB)	Preamplifier Factor (dB)	Level (dBuV/m)	Limit Line (dBuV/m)	Over Limit (dB)	polarization
47.659	52.74	16.50	0.75	31.98	38.01	40.00	-1.99	Vertical
50.232	52.15	16.35	0.77	31.96	37.31	40.00	-2.69	Vertical
135.032	60.24	11.72	1.47	31.92	41.51	43.50	-1.99	Vertical
195.137	51.65	13.57	1.81	32.13	34.90	43.50	-8.60	Vertical
810.265	44.26	23.15	4.49	31.30	40.60	46.00	-5.40	Vertical
945.440	43.70	23.92	5.03	31.21	41.44	46.00	-4.56	Vertical
47.49	52.87	16.52	0.74	31.98	38.15	40.00	-1.85	Horizontal
50.59	51.25	16.32	0.78	31.96	36.39	40.00	-3.61	Horizontal
189.07	50.14	13.52	1.78	32.11	33.33	43.50	-10.17	Horizontal
270.38	50.07	15.42	2.22	32.17	35.54	46.00	-10.46	Horizontal
406.09	51.63	17.22	2.88	31.87	39.86	46.00	-6.14	Horizontal
675.21	45.27	21.46	4.00	31.16	39.57	46.00	-6.43	Horizontal



### 5.8.2 Transmitter emission above 1GHz

Test channel:	5755MHz	Remark:	Peak
---------------	---------	---------	------

Frequency (MHz)	Read Level (dBuV)	Antenna Factor (dB/m)	Cable Loss (dB)	Preamp Factor (dB)	Level (dBuV/m)	Limit Line (dBuV/m)	Over Limit (dB)	polarization
11510	37.22	39.85	10.16	38.15	49.08	74.00	-24.92	Horizontal
17265	31.83	40.51	14.60	36.15	50.79	74.00	-23.21	Horizontal
23020	*	*	*	*	*	74.00	*	Horizontal
28775	*	*	*	*	*	74.00	*	Horizontal
34530	*	*	*	*	*	74.00	*	Horizontal
40285	*	*	*	*	*	74.00	*	Horizontal
11510	36.02	39.85	10.16	38.15	47.88	74.00	-26.12	Vertical
17265	30.26	40.51	14.60	36.15	49.22	74.00	-24.78	Vertical
23020	*	*	*	*	*	74.00	*	Vertical
28775	*	*	*	*	*	74.00	*	Vertical
34530	*	*	*	*	*	74.00	*	Vertical
40285	*	*	*	*	*	74.00	*	Vertical

Test channel:	5755MHz	Remark:	Average
---------------	---------	---------	---------

Frequency (MHz)	Read Level (dBuV)	Antenna Factor (dB/m)	Cable Loss (dB)	Preamp Factor (dB)	Level (dBuV/m)	Limit Line (dBuV/m)	Over Limit (dB)	polarization
11510	24.47	39.85	10.16	38.15	36.33	54.00	-17.67	Horizontal
17265	19.67	40.51	14.60	36.15	38.63	54.00	-15.37	Horizontal
23020	*	*	*	*	*	54.00	*	Horizontal
28775	*	*	*	*	*	54.00	*	Horizontal
34530	*	*	*	*	*	54.00	*	Horizontal
40285	*	*	*	*	*	54.00	*	Horizontal
11510	23.27	39.85	10.16	38.15	35.13	54.00	-18.87	Vertical
17265	18.10	40.51	14.60	36.15	37.06	54.00	-16.94	Vertical
23020	*	*	*	*	*	54.00	*	Vertical
28775	*	*	*	*	*	54.00	*	Vertical
34530	*	*	*	*	*	54.00	*	Vertical
40285	*	*	*	*	*	54.00	*	Vertical

Remark:

1. All Readings below 1GHz are Quasi-Peak, above 1GHz are performed with peak and/or average measurements as necessary.
2. Peak measurements: RBW = 1MHz, VBW = 3 MHz, Sweep: Auto.
3. Average measurements: RBW = 1MHz, VBW = 10 Hz, Sweep: Auto.
4. “ \* ”, means this data is the too weak instrument of signal is unable to test.
5. Level = Reading Level + Antenna factor+ Cable loss – Preamp Factor
6. The average measurement was not performed when the peak measured data under the limit of average detection.
7. The emission levels of other frequencies are very lower than the limit and not show in test report.

“This document is issued by the Company subject to its General Conditions of Service printed overleaf, available on request or accessible at <http://www.ebotech.cn> and, for electronic format documents, subject to Terms and Conditions for Electronic Documents at <http://www.ebotech.cn>. Attention is drawn to the limitation of liability, indemnification and jurisdiction issues defined therein. Any holder of this document is advised that information contained hereon reflects the Company's findings at the time of its intervention only and within the limits of Client's instructions, if any. The Company's sole responsibility is to its Client and this document does not exonerate parties to a transaction from exercising all their rights and obligations under the transaction documents. This document cannot be reproduced except in full, without prior written approval of the Company. Any unauthorized alteration, forgery or falsification of the content or appearance of this document is unlawful and offenders may be prosecuted to the fullest extent of the law. Unless otherwise stated the results shown in this test report refer only to the sample(s) tested and such sample(s) are retained for 90 days only.”



## Shenzhen EBO Technology Co., Ltd.

Report No.: FCC12-RTE082103

Page 36 of 44

Test channel:	5795MHz	Remark:	Peak
---------------	---------	---------	------

Frequency (MHz)	Read Level (dBuV)	Antenna Factor (dB/m)	Cable Loss (dB)	Preamplifier Factor (dB)	Level (dBuV/m)	Limit Line (dBuV/m)	Over Limit (dB)	polarization
11590	37.41	39.71	10.20	38.10	49.22	74.00	-24.78	Horizontal
17385	31.76	40.29	14.65	36.07	50.63	74.00	-23.37	Horizontal
23180	*	*	*	*	*	74.00	*	Horizontal
28975	*	*	*	*	*	74.00	*	Horizontal
34770	*	*	*	*	*	74.00	*	Horizontal
40565	*	*	*	*	*	74.00	*	Horizontal
11590	36.39	39.71	10.20	38.10	48.20	74.00	-25.80	Vertical
17385	30.43	40.29	14.65	36.07	49.30	74.00	-24.70	Vertical
23180	*	*	*	*	*	74.00	*	Vertical
28975	*	*	*	*	*	74.00	*	Vertical
34770	*	*	*	*	*	74.00	*	Vertical
40565	*	*	*	*	*	74.00	*	Vertical

Test channel:	5795MHz	Remark:	Average
---------------	---------	---------	---------

Frequency (MHz)	Read Level (dBuV)	Antenna Factor (dB/m)	Cable Loss (dB)	Preamplifier Factor (dB)	Level (dBuV/m)	Limit Line (dBuV/m)	Over Limit (dB)	polarization
11590	25.00	39.71	10.20	38.10	36.81	54.00	-17.19	Horizontal
17385	20.72	40.29	14.65	36.07	39.59	54.00	-14.41	Horizontal
23180	*	*	*	*	*	54.00	*	Horizontal
28975	*	*	*	*	*	54.00	*	Horizontal
34770	*	*	*	*	*	54.00	*	Horizontal
40565	*	*	*	*	*	54.00	*	Horizontal
11590	23.98	39.71	10.20	38.10	35.79	54.00	-18.21	Vertical
17385	19.39	40.29	14.65	36.07	38.26	54.00	-15.74	Vertical
23180	*	*	*	*	*	54.00	*	Vertical
28975	*	*	*	*	*	54.00	*	Vertical
34770	*	*	*	*	*	54.00	*	Vertical
40565	*	*	*	*	*	54.00	*	Vertical

Remark:



1. All Readings below 1GHz are Quasi-Peak, above 1GHz are performed with peak and/or average measurements as necessary.
2. Peak measurements: RBW = 1MHz, VBW = 3 MHz, Sweep: Auto.
3. Average measurements: RBW = 1MHz, VBW = 10 Hz, Sweep: Auto.
4. “\*”, means this data is the too weak instrument of signal is unable to test.
5. Level = Reading Level + Antenna factor+ Cable loss – Preamplifier Factor
6. The average measurement was not performed when the peak measured data under the limit of average detection.
7. The emission levels of other frequencies are very lower than the limit and not show in test report.

“This document is issued by the Company subject to its General Conditions of Service printed overleaf, available on request or accessible at <http://www.ebotek.cn> and, for electronic format documents, subject to Terms and Conditions for Electronic Documents at <http://www.ebotek.cn>. Attention is drawn to the limitation of liability, indemnification and jurisdiction issues defined therein. Any holder of this document is advised that information contained hereon reflects the Company's findings at the time of its intervention only and within the limits of Client's instructions, if any. The Company's sole responsibility is to its Client and this document does not exonerate parties to a transaction from exercising all their rights and obligations under the transaction documents. This document cannot be reproduced except in full, without prior written approval of the Company. Any unauthorized alteration, forgery or falsification of the content or appearance of this document is unlawful and offenders may be prosecuted to the fullest extent of the law. Unless otherwise stated the results shown in this test report refer only to the sample(s) tested and such sample(s) are retained for 90 days only.”



## 6 Test Setup Photo

### Radiated Emission



"This document is issued by the Company subject to its General Conditions of Service printed overleaf, available on request or accessible at <http://www.eботek.cn> and, for electronic format documents, subject to Terms and Conditions for Electronic Documents at <http://www.eботek.cn>. Attention is drawn to the limitation of liability, indemnification and jurisdiction issues defined therein. Any holder of this document is advised that information contained hereon reflects the Company's findings at the time of its intervention only and within the limits of Client's instructions, if any. The Company's sole responsibility is to its Client and this document does not exonerate parties to a transaction from exercising all their rights and obligations under the transaction documents. This document cannot be reproduced except in full, without prior written approval of the Company. Any unauthorized alteration, forgery or falsification of the content or appearance of this document is unlawful and offenders may be prosecuted to the fullest extent of the law. Unless otherwise stated the results shown in this test report refer only to the sample(s) tested and such sample(s) are retained for 90 days only."



### Conducted Emissions





## 7 EUT Constructional Details




"This document is issued by the Company subject to its General Conditions of Service printed overleaf, available on request or accessible at <http://www.eботek.cn> and, for electronic format documents, subject to Terms and Conditions for Electronic Documents at <http://www.eботek.cn>. Attention is drawn to the limitation of liability, indemnification and jurisdiction issues defined therein. Any holder of this document is advised that information contained hereon reflects the Company's findings at the time of its intervention only and within the limits of Client's instructions, if any. The Company's sole responsibility is to its Client and this document does not exonerate parties to a transaction from exercising all their rights and obligations under the transaction documents. This document cannot be reproduced except in full, without prior written approval of the Company. Any unauthorized alteration, forgery or falsification of the content or appearance of this document is unlawful and offenders may be prosecuted to the fullest extent of the law. Unless otherwise stated the results shown in this test report refer only to the sample(s) tested and such sample(s) are retained for 90 days only."



## Shenzhen EBO Technology Co., Ltd.

Report No.: FCC12-RTE082103

Page 40 of 44



"This document is issued by the Company subject to its General Conditions of Service printed overleaf, available on request or accessible at <http://www.ebotech.cn> and, for electronic format documents, subject to Terms and Conditions for Electronic Documents at <http://www.ebotech.cn>. Attention is drawn to the limitation of liability, indemnification and jurisdiction issues defined therein. Any holder of this document is advised that information contained hereon reflects the Company's findings at the time of its intervention only and within the limits of Client's instructions, if any. The Company's sole responsibility is to its Client and this document does not exonerate parties to a transaction from exercising all their rights and obligations under the transaction documents. This document cannot be reproduced except in full, without prior written approval of the Company. Any unauthorized alteration, forgery or falsification of the content or appearance of this document is unlawful and offenders may be prosecuted to the fullest extent of the law. Unless otherwise stated the results shown in this test report refer only to the sample(s) tested and such sample(s) are retained for 90 days only."



## Shenzhen EBO Technology Co., Ltd.

Report No.: FCC12-RTE082103  
Page 41 of 44




"This document is issued by the Company subject to its General Conditions of Service printed overleaf, available on request or accessible at <http://www.ebotek.cn> and, for electronic format documents, subject to Terms and Conditions for Electronic Documents at <http://www.ebotek.cn>. Attention is drawn to the limitation of liability, indemnification and jurisdiction issues defined therein. Any holder of this document is advised that information contained hereon reflects the Company's findings at the time of its intervention only and within the limits of Client's instructions, if any. The Company's sole responsibility is to its Client and this document does not exonerate parties to a transaction from exercising all their rights and obligations under the transaction documents. This document cannot be reproduced except in full, without prior written approval of the Company. Any unauthorized alteration, forgery or falsification of the content or appearance of this document is unlawful and offenders may be prosecuted to the fullest extent of the law. Unless otherwise stated the results shown in this test report refer only to the sample(s) tested and such sample(s) are retained for 90 days only."



## Shenzhen EBO Technology Co., Ltd.

Report No.: FCC12-RTE082103

Page 42 of 44





"This document is issued by the Company subject to its General Conditions of Service printed overleaf, available on request or accessible at <http://www.eботek.cn> and, for electronic format documents, subject to Terms and Conditions for Electronic Documents at <http://www.eботek.cn>. Attention is drawn to the limitation of liability, indemnification and jurisdiction issues defined therein. Any holder of this document is advised that information contained hereon reflects the Company's findings at the time of its intervention only and within the limits of Client's instructions, if any. The Company's sole responsibility is to its Client and this document does not exonerate parties to a transaction from exercising all their rights and obligations under the transaction documents. This document cannot be reproduced except in full, without prior written approval of the Company. Any unauthorized alteration, forgery or falsification of the content or appearance of this document is unlawful and offenders may be prosecuted to the fullest extent of the law. Unless otherwise stated the results shown in this test report refer only to the sample(s) tested and such sample(s) are retained for 90 days only."



## Shenzhen EBO Technology Co., Ltd.

Report No.: FCC12-RTE082103  
Page 43 of 44



"This document is issued by the Company subject to its General Conditions of Service printed overleaf, available on request or accessible at <http://www.ebotech.cn> and, for electronic format documents, subject to Terms and Conditions for Electronic Documents at <http://www.ebotech.cn>. Attention is drawn to the limitation of liability, indemnification and jurisdiction issues defined therein. Any holder of this document is advised that information contained hereon reflects the Company's findings at the time of its intervention only and within the limits of Client's instructions, if any. The Company's sole responsibility is to its Client and this document does not exonerate parties to a transaction from exercising all their rights and obligations under the transaction documents. This document cannot be reproduced except in full, without prior written approval of the Company. Any unauthorized alteration, forgery or falsification of the content or appearance of this document is unlawful and offenders may be prosecuted to the fullest extent of the law. Unless otherwise stated the results shown in this test report refer only to the sample(s) tested and such sample(s) are retained for 90 days only."



## Shenzhen EBO Technology Co., Ltd.

Report No.: FCC12-RTE082103

Page 44 of 44



-----end-----

"This document is issued by the Company subject to its General Conditions of Service printed overleaf, available on request or accessible at <http://www.ebotek.cn> and, for electronic format documents, subject to Terms and Conditions for Electronic Documents at <http://www.ebotek.cn>. Attention is drawn to the limitation of liability, indemnification and jurisdiction issues defined therein. Any holder of this document is advised that information contained hereon reflects the Company's findings at the time of its intervention only and within the limits of Client's instructions, if any. The Company's sole responsibility is to its Client and this document does not exonerate parties to a transaction from exercising all their rights and obligations under the transaction documents. This document cannot be reproduced except in full, without prior written approval of the Company. Any unauthorized alteration, forgery or falsification of the content or appearance of this document is unlawful and offenders may be prosecuted to the fullest extent of the law. Unless otherwise stated the results shown in this test report refer only to the sample(s) tested and such sample(s) are retained for 90 days only."