

iAVS16 - QSG (English)

Size: 280 x 160 mm (unfold), 140 x 160 mm (folded)

Color: 4C + 3C

Material: 260gsm white Art Card

Jun. 23, 2017



Back Cover

FCC Information

Model: iAVS16

FCC Radiation Exposure Statement

The device has been evaluated to meet general RF exposure requirement. The device can be used in portable exposure condition without restriction.

This device complies with Part 15 of the FCC Rules, operation is subject to the following two conditions: (1) This device may not cause harmful interference, and (2) this device must accept any interference received, including interference that may cause undesired operation.

- Warning: Changes or modifications to this unit not expressly approved by the party responsible for compliance could void the user's authority to operate the equipment.
- NOTE: This equipment has been tested and found to comply with the limits for a Class B digital device, pursuant to Part 15 of the FCC Rules.

These limits are designed to provide reasonable protection against harmful interference in a residential installation. This equipment generates, uses and can radiate radio frequency energy and, if not installed and used in accordance with the instructions, may cause harmful interference to radio communications.

However, there is no guarantee that interference will not occur in a particular installation. If this equipment does cause harmful interference to radio or television reception, which can be determined by turning the equipment off and on, the user is encouraged to try to correct the interference by one or more of the following measures:

- Reorient or relocate the receiving antenna.
- Increase the separation between the equipment and receiver.
- Connect the equipment into an outlet on a circuit different from that to which the receiver is connected.
- Consult the dealer or an experienced radio/TV technician for help.

FCC Radiation Exposure statement

This equipment complies with FCC radiation exposure limits set forth for an uncontrolled environment.

This equipment should be installed and operated with minimum distance 20cm between the radiator & your body.

CAN ICES-3 (B)/NMB-3(B)

Canada Statement

This device complies with Industry Canada's licence-exempt RSSs. Operation is subject to the following two conditions:

- (1) This device may not cause interference; and
- (2) This device must accept any interference, including interference that may cause undesired operation of the device.

Le présent appareil est conforme aux CNR d'Industrie Canada applicables aux appareils radio exempts de licence. L'exploitation est autorisée aux deux conditions suivantes :

- (1) l'appareil ne doit pas produire de brouillage;
- (2) l'utilisateur de l'appareil doit accepter tout brouillage radioélectrique subi, même si le brouillage est susceptible d'en compromettre le fonctionnement.

The device has been evaluated to meet general RF exposure requirement.

The device can be used in portable exposure condition without restriction.

le dispositif a été évalué à satisfaire l'exigence générale de l'exposition aux rf.

l'appareil peut être utilisé dans des conditions d'exposition portatif sans restriction.

This equipment should be installed and operated with a minimum distance of 20 cm between the radiator and your body.


Cet équipement doit être installé et utilisé à une distance minimale de 20 cm entre le radiateur et votre corps.

iAVS16-062317-A

Printed in China

Front Cover

iHome



Quick Start Guide

Bluetooth Bedside/Home Office Stereo Speaker System with Far Field Voice

Model: iAVS16

What's in the box:

- iAVS16
- Power adapter



What you'll need:

- Wi-Fi network transmitting at 2.4GHz
- Apple device running iOS 9.3 or later or Android device running KitKat 4.4 or later connected to your preferred Wi-Fi network

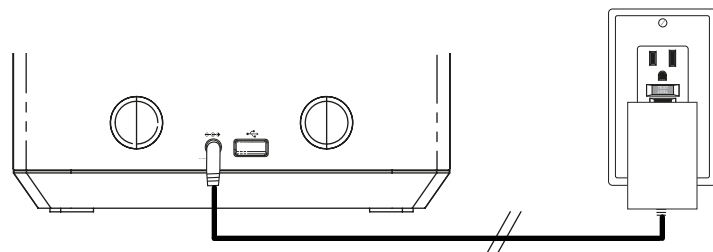
For full warranty and full instructions visit: www.ihome.com/support

Contact Us: 1•800•288•2792

Inside page

Setup Overview

- 1 Connect power adapter into DC jack on back of unit and plug into working wall outlet.



- 2 Download the **iHome AVS** app from the App Store or Google Play.

- 3 Follow in-app instructions for account setup and to establish your speaker's Wi-Fi connection.

- 4 Connect your Amazon account to enjoy the Alexa voice capability of your iAVS16.

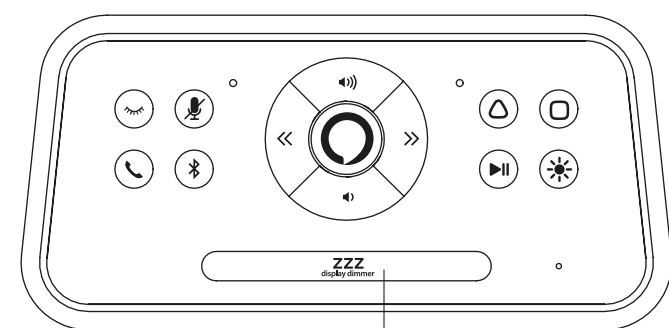


Explore the app to:
Set Sleep Preferences
Control Color Modes
Configure Smart Buttons and more!

Questions? www.ihome.com
1•800•288•2792

Inside page

Controls



- Sleep Button**
Configure your Sleep preferences in the iHome AVS app
- Call Answer/End Button**
Press to answer and end Bluetooth calls
- Mute Button**
Press to mute microphone
- Bluetooth Button**
Press to enter Bluetooth mode
Press and hold 3 seconds to pair devices
- Volume Buttons**
Press to adjust volume levels up or down
- Track Buttons**
Press to skip to next or previous track
- Snooze/Display Dimmer Button**
- Smart Buttons**
Configure your smart button preferences in the iHome AVS app
- Play/Pause Button**
Press to play/pause audio
- Lighting Button**
Press to change lighting modes
- Alexa Button**
The iAVS16 features far field voice recognition. Alexa can also be triggered by tapping the Alexa Button
- USB Port (back of unit)**
While unit is connected to AC power, connect USB cable to charge devices