

## **APPENDIX B2**

### **Test Setup Photograph**


### Radiated Spurious Emissions Test Setup



**FCC Part 15 class B test set up photos**

**Photos extracted from report FG08\_051EAL**

Photo-1.1 Radiated emission measurement for 30-1000 MHz (Front)



- HUB, TEL, PC-2 and PC-3 were set at outside of the chamber.

Photo-1.2 Radiated emission measurement for 30-1000 MHz (Back)




Photo-1.3 Radiated emission measurement for 1-14 GHz




Photo-2.1 Conducted emission measurement

