


EMC Technologies Report Number: M070237_Cert_EYTF3CSFT_WLAN

APPENDIX B2

Test Setup Photograph


Radiated Spurious Emissions Test Setup



FCC Part 15 class B test set up photos

Photos extracted from report FG07-059EAL

Photo-1.1 Radiated emission measurement; 30-1000 MHz (Front)



- PC-2, HUB and TEL were set at outside of the chamber.

Photo-1.2 Radiated emission measurement; 30-1000 MHz (Back)




Photo-1.3 Radiated emission measurement; 1-12 GHz (Front)




Photo-2.1 Conducted emission measurement

