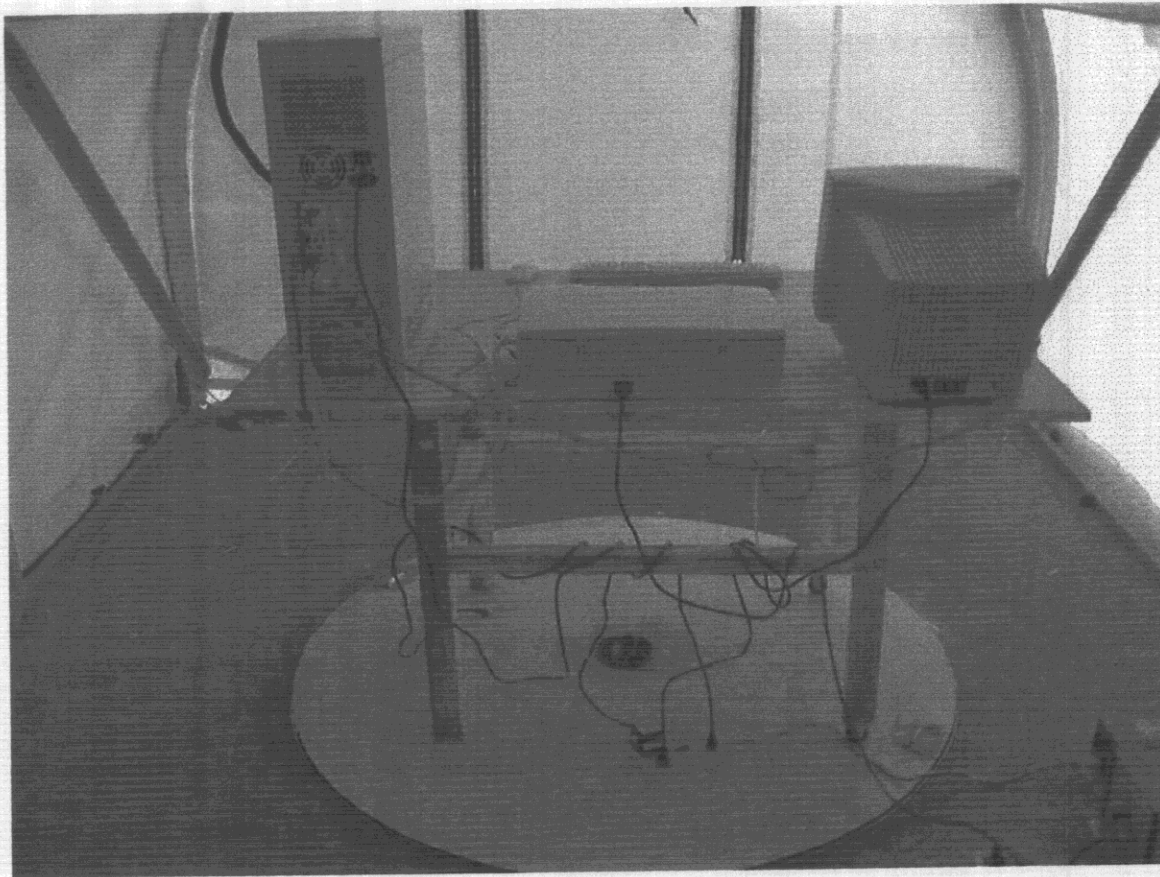


6 - Conducted and Radiated Setup Photographs


6.1 Conducted Emission Photograph – Front View



6.2 Conducted Emission Photograph – Rear View



6.3 Radiated Emission Photograph – Front View



6.4 Radiated Emission Photograph – Rear View




6 - Conducted and Radiated Setup Photographs


6.1 Conducted Emission Photograph – Front View




6.2 Conducted Emission Photograph – Rear View



6.3 Radiated Emission Photograph – Front View




6.4 Radiated Emission Photograph – Rear View




6 - Conducted and Radiated Setup Photographs


6.1 Conducted Emission Photograph – Front View




6.2 Conducted Emission Photograph – Rear View



6.3 Radiated Emission Photograph – Front View




6.4 Radiated Emission Photograph – Rear View




6 - Conducted and Radiated Setup Photographs


6.1 Conducted Emission Photograph – Front View



6.2 Conducted Emission Photograph – Rear View



6.3 Radiated Emission Photograph – Front View



6.4 Radiated Emission Photograph – Rear View

