




Appendix C – SAR Test Setup Photos



Test Position Face 10 mm Gap



**Test Position Back with Lanyard
14 mm Gap at Antenna**




**Test Position Back with Belt Clip
10 mm Gap at Antenna**



Test Position Top 0 mm Gap



Test Position Right Side 0 mm Gap



Test Position Left Side 0 mm Gap



Front of Device



Back of Device with Belt Clip



Back of Device with Lanyard



Front Cover Removed



RF Module