


8. SETUP PHOTOS


RADIATED RF MEASUREMENT SETUP



Y-POSITION PHOTO




Z-POSITION PHOTO



POWERLINE CONDUCTED EMISSIONS MEASUREMENT SETUP



EUT LINE CONDUCTED BACK PHOTO



END OF REPORT