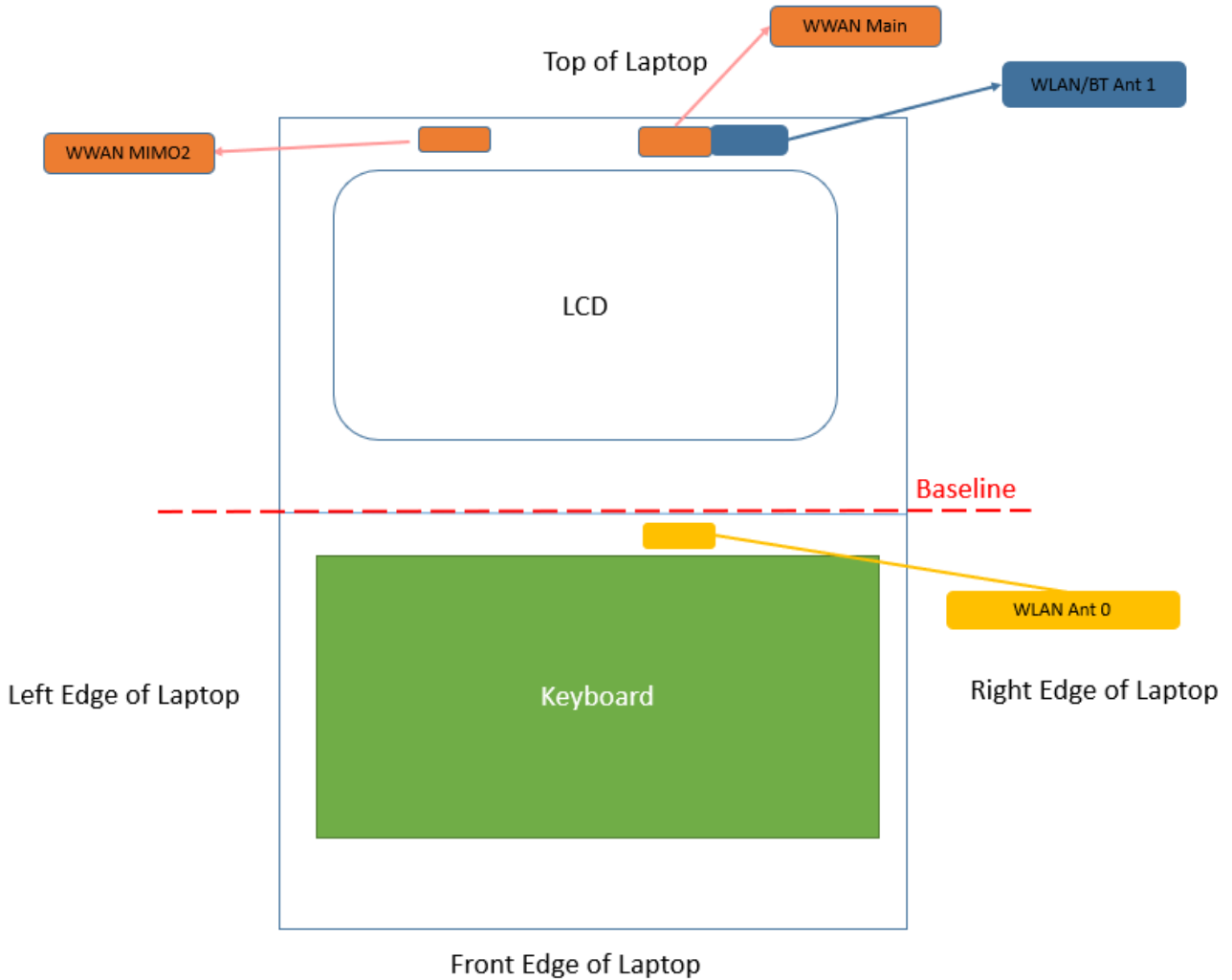


## Appendix A – DUT Antenna Illustration and Test Setup Photographs

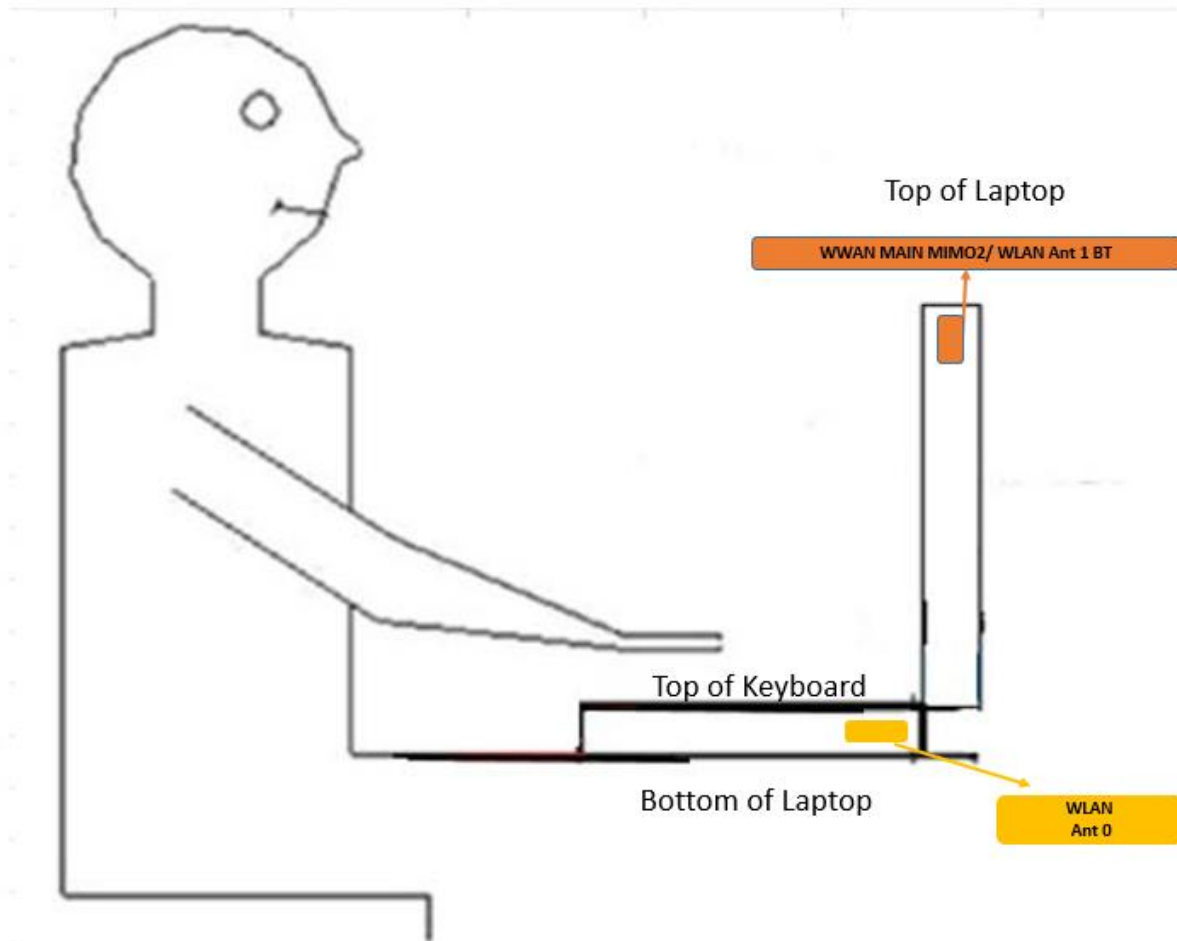
### Illustration of Antenna Locations

<Front Face View>Laptop Mode (180°)



Antenna	To Top / Front Edge of Laptop (mm)	To Baseline (mm)	To Left Edge of Laptop (mm)	To Right Edge of Laptop (mm)
WWAN MAIN	5.34	188.70	180.35	16.80
WWAN MIMO 2	5.34	188.70	17.47	179.20
WLAN Ant 0	192.61	0.00	190.76	79.17
WLAN/BT Ant 1	5.00	188.70	234.90	40.00

<Right Side View> Laptop Mode(90°)



Antenna	To Bottom of Laptop (mm)	To Top of Keyboard (mm)
WWAN MAIN	197.60	-
WWAN MIMO 2	197.60	-
WLAN Ant 0	5.00	2.96
WLAN/BT Ant 1	197.50	-


*Testing Setup for Body, Back of Display Screen at 25 mm*



*Testing Setup for Body, Bottom of Laptop at 0 mm*



*Testing Setup for Body, Top Side at 25 mm*



*Testing Setup for Body, Right Side at 25 mm*



*Testing Setup for Body, Left Side at 25 mm*



**Testing Setup for Power Density, Bottom of Laptop at 0 mm**

