


## **SETUP PHOTOGRAPHS**

This document contains 8 photographs


**Photograph No.1**  
**Setup for spurious emission field strength measurements in the anechoic chamber below 30 MHz**



**Photograph No.2**  
**Setup for spurious emission field strength measurements in the anechoic chamber**  
**in 30 – 1000 MHz range**



**Photograph No.3**  
**Setup for spurious emission field strength measurements in the anechoic chamber**  
**in 30 – 1000 MHz range, EUT close view**




**Photograph No.4**

**Setup for spurious emission field strength measurements in the anechoic chamber above 1 GHz**



**Photograph No.5**  
**Setup for carrier and spurious emission field strength measurements above 1 GHz,**  
**EUT close view**



**Photograph No.6**  
**Setup for fundamental frequencies and spurious emission field strength measurements at the OATS**  
**in 30 – 1000 MHz range**





**Photograph No.7**  
**Setup for fundamental frequencies and spurious emission field strength measurements at the OATS**  
**in 30 – 1000 MHz range**





**Photograph No.8**  
**Setup for conducted emission measurements on AC power lines**

