



Annex A- EUT Test Setup Photographs

1.1 Radiated Spurious Emissions: 9 kHz - 30MHz Front View at 3 meters



1.2 Radiated Spurious Emissions: 9 kHz - 30MHz Rear View at 3 meters




1.3 Radiated Spurious Emissions: 30MHz - 1GHz Front View at 3 meters (Substitution Method)



1.4 Radiated Spurious Emissions: 30MHz - 1GHz Rear View at 3 meters (Substitution Method)




1.5 Radiated Spurious Emissions: 30MHz - 1GHz Front View at 3 meters (Vasona Scans)




1.6 Radiated Spurious Emissions: 30MHz - 1GHz Rear View at 3 meters (Vasona Scans)



1.7 Radiated Spurious Emissions: 1-18 GHz Front View at 3 meters (Substitution Method)



1.8 Radiated Spurious Emissions: 1-18 GHz Rear View at 3 meters (Substitution Method)



1.9 Radiated Spurious Emissions: 1-7 GHz Front View at 3 meters (Vasona Scans)



1.10 Radiated Spurious Emissions: 1-7 GHz Rear View at 3 meters (Vasona Scans)

