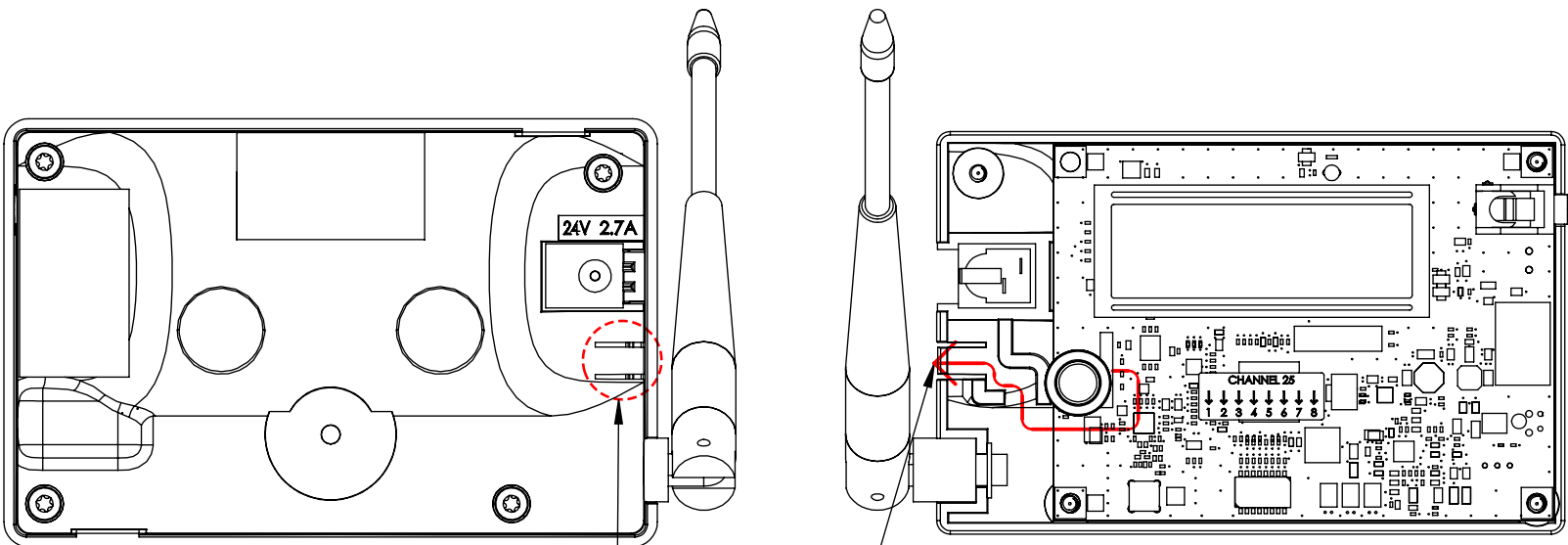


U-ART CABLE ROUTING

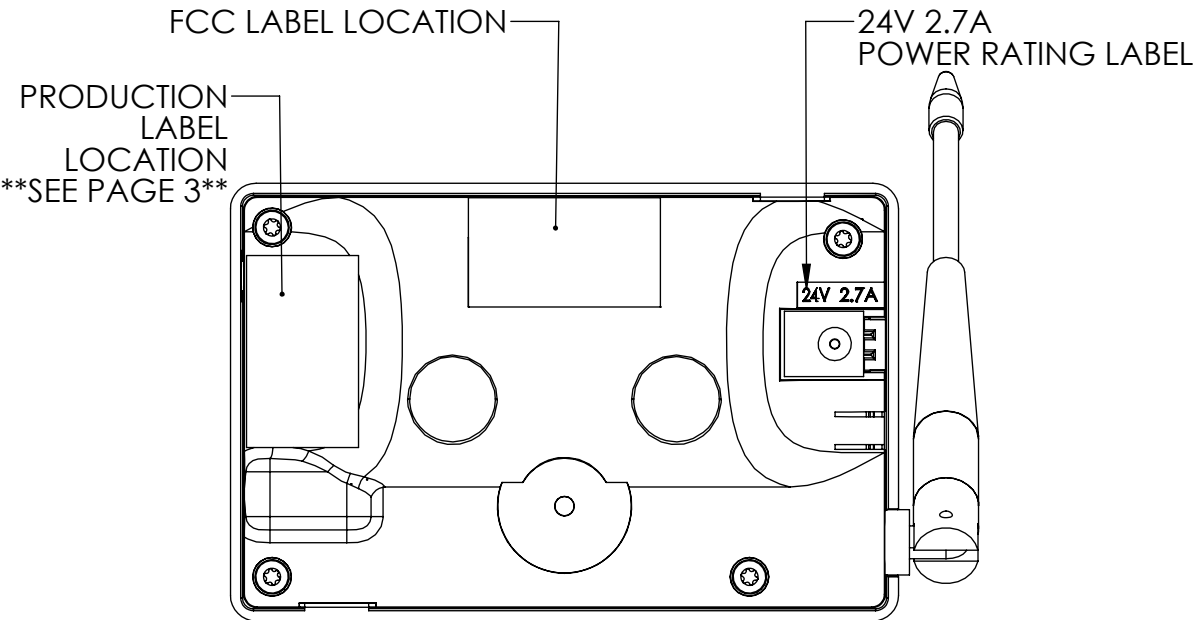
LABEL LOCATIONS



BREAK OFF PLASTIC TAB
(FOR U-ART CABLE)

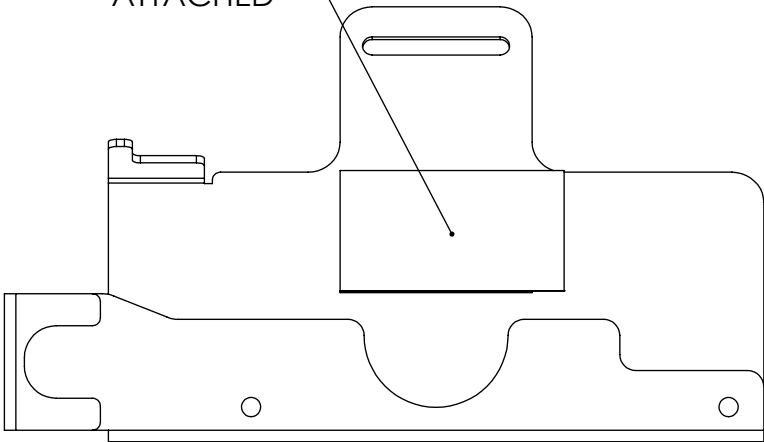
U-ART CABLE ROUTE

BEND WIRES TO THE LEFT, WRAP AROUND BELOW THE BUTTON, THROUGH THE ROUTING CHANNEL, AND THE OUT THE BACK OF THE HOUSING

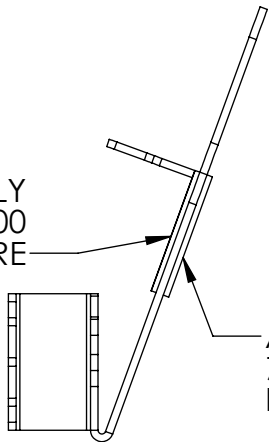


ADHESIVE APPLICATION TO MOUNTING PLATE

APPLY 7-0200-1113-09-00 TO 7-0350-0010-09-00 FIRST, THEN ADHERE TO 7-0270-0102-XX-00 AFTER ALL SCREWS ARE ATTACHED

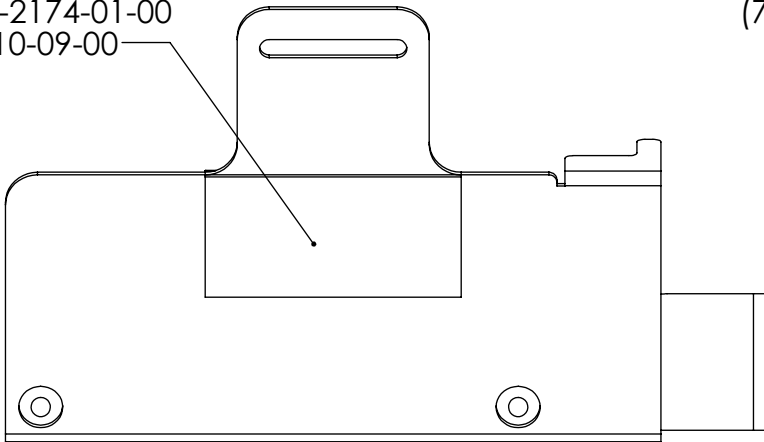


APPLY 7-0200-1113-09-00 HERE




APPLY 7-0200-2174-01-00 HERE

APPLY 7-0200-2174-01-00 TO 7-0350-0010-09-00



BAG MOUNTING SCREWS (7-0010-8967-01-00)



PART# : 9-0120-0001-XX-00

DESCRIPTION : WIRELESS MAIN ALARM

SCALE: 1:8

DRAWN BY:AR

CHECKED BY:DLH

DATE: 10/24/2016

SIZE
B

PROPRIETARY AND CONFIDENTIAL

THE INFORMATION CONTAINED IN THIS DRAWING IS THE SOLE PROPERTY OF SENNCO SOLUTIONS, INC. ANY REPRODUCTION IN PART OR AS A WHOLE WITHOUT THE WRITTEN PERMISSION OF SENNCO SOLUTIONS, INC. IS PROHIBITED.

DIMENSIONS ARE IN INCHES

TOLERANCES:
ANGULAR: MACH $\pm 0.5^\circ$
BEND $\pm 1^\circ$
TWO PLACE DECIMAL: ± 0.01
THREE PLACE DECIMAL: ± 0.005

DO NOT SCALE DRAWING
CAD GENERATED DRAWING
DO NOT MANUALLY UPDATE
3D MODEL AVAILABLE



14407 COIL PLUS DR,
PLAINFIELD, IL 60544
866.736.6261

REV : P

SHEET 2/3