




8. SETUP PHOTOS

RADIATED RF MEASUREMENT SETUP FOR MOBILE CONFIGURATION





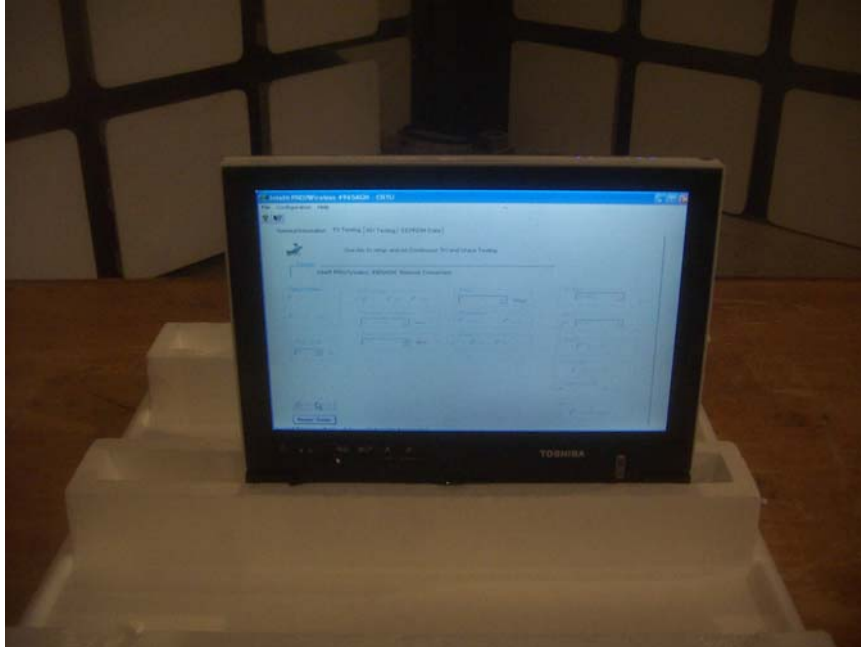
RADIATED RF MEASUREMENT SETUP FOR PORTABLE CONFIGURATION



X-AXIS BACK PHOTO




Y-AXIS FRONT PHOTO



Y-AXIS BACK PHOTO




Z-AXIS FRONT PHOTO



Z-AXIS BACK PHOTO



POWERLINE CONDUCTED EMISSIONS MEASUREMENT SETUP





END OF REPORT