


8. SETUP PHOTOS


RADIATED RF MEASUREMENT SETUP FOR MOBILE CONFIGURATION



RADIATED BACK PHOTO



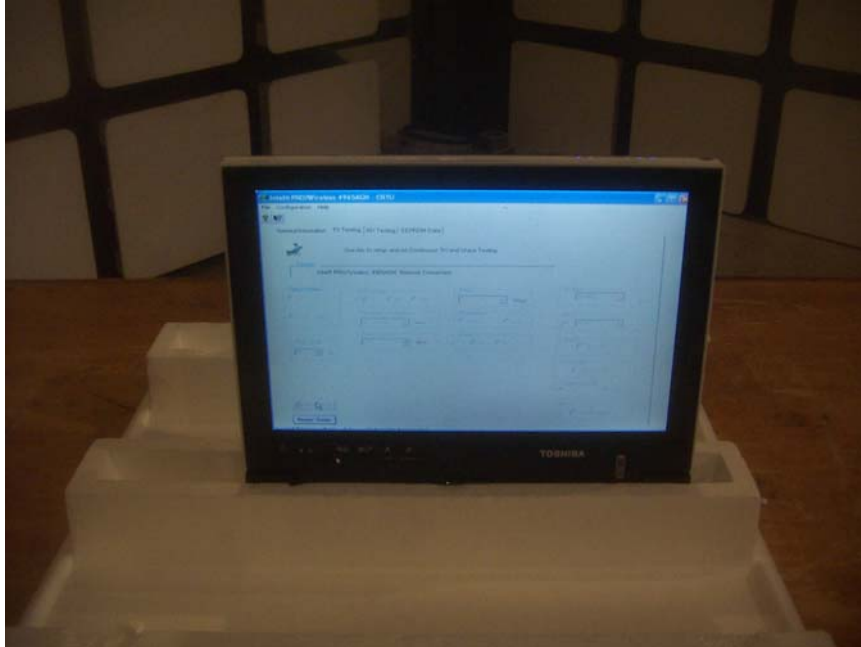
RADIATED RF MEASUREMENT SETUP FOR PORTABLE CONFIGURATION



X-AXIS BACK PHOTO




Y-AXIS FRONT PHOTO



Y-AXIS BACK PHOTO




Z-AXIS FRONT PHOTO



Z-AXIS BACK PHOTO



POWERLINE CONDUCTED EMISSIONS MEASUREMENT SETUP



LINE CONDUCTED BACK PHOTO



END OF REPORT