

- 2.To access to the battery compantment , loosen the battery pack in counter clockwise direction , as shown in Fig. 2.




Fig. 2

- 3.Insert one piece of 9V battery with correct polarity, as shown in Fig. 3. Before inserting the battery , make sure that the power switch is switched off.




Fig. 3

- 4.After putting the battery cover back to the housing slides the switch to "ON" position as shown in Fig. 4.




Fig. 4