

Belt-Pack Transmitter

2. The transmitter is equipped with a belt-clip as in Fig. 2.

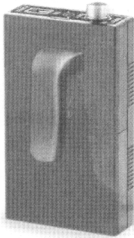


Fig. 2

3. To access to the battery pull out the battery cover as in Fig. 3.




Fig. 3

4. Insert a 9V battery with correct polarity into the battery compartment and put back the compartment cover, as shown in Fig. 5.




Fig. 4




Fig. 5

5. Connect the audio cable (also serves as antenna) to the transmitter as shown in Fig. 6. Lavalier , headset microphone and guitar cable could be connected to this transmitter.
(This is not available for M-1000)


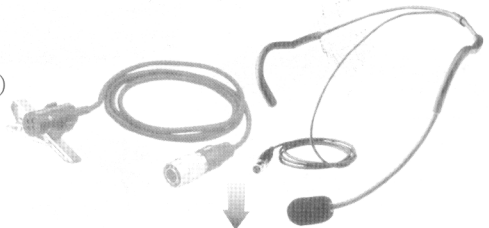


Fig. 6