



APPENDIX B EUT TEST POSITION PHOTOS

Liquid depth $\geq 15\text{cm}$


Phantom Type: Triple Flat Phantom 5.1C; Model: QD 000 P51 CA; S/N: 1130




Phantom Type: Twin SAM; Model: Twin SAM V5.0; S/N: 1412



Head Left Cheek Setup Photo



Head Left Tilt Setup Photo



Head Right Cheek Setup Photo



Head Right Tilt Setup Photo



Body(Worn) Back Setup Photo(5mm)

