



MET Laboratories, Inc. *Safety Certification - EMI - Telecom Environmental Simulation*

914 WEST PATAPSCO AVENUE • BALTIMORE, MARYLAND 21230-3432 • PHONE (410) 354-3300 • FAX (410) 354-3313
33439 WESTERN AVENUE • UNION CITY, CALIFORNIA 94587 • PHONE (510) 489-6300 • FAX (510) 489-6372
3162 BELICK STREET • SANTA CLARA, CA 95054 • PHONE (408) 748-3585 • FAX (510) 489-6372
13501 MCCALLEN PASS • AUSTIN, TEXAS 78753 • PHONE (512) 287-2500 • FAX (512) 287-2513

June 28, 2017

Foxpro Inc.
14 Fox Hollow Dr.
Lewistown, PA 17044

Dear Nathan Smith,

Enclosed is the EMC Wireless test report for compliance testing of the Foxpro Inc., Patriot Transmitter TX433 as tested to the requirements of Title 47 of the CFR, Ch. 1 (10-1-06 ed.), FCC Part 15 Subpart C for Intentional Radiators.

Thank you for using the services of MET Laboratories, Inc. If you have any questions regarding these results or if MET can be of further service to you, please feel free to contact me.

Sincerely yours,
MET LABORATORIES, INC.

Jennifer Warnell
Documentation Department

Reference: (\\Foxpro Inc.\\EMC93409-FCC231 Rev. 3)

Certificates and reports shall not be reproduced except in full, without the written permission of MET Laboratories, Inc. .



MET Laboratories, Inc. *Safety Certification - EMI - Telecom Environmental Simulation*

914 WEST PATAPSCO AVENUE • BALTIMORE, MARYLAND 21230-3432 • PHONE (410) 354-3300 • FAX (410) 354-3313

33439 WESTERN AVENUE • UNION CITY, CALIFORNIA 94587 • PHONE (510) 489-6300 • FAX (510) 489-6372

3162 BELICK STREET • SANTA CLARA, CA 95054 • PHONE (408) 748-3585 • FAX (510) 489-6372

13501 MCCALLEN PASS • AUSTIN, TEXAS 78753 • PHONE (512) 287-2500 • FAX (512) 287-2513

Electromagnetic Compatibility Criteria Test Report

for the

**Foxpro Inc.
Patriot Transmitter TX433**

Tested under
the FCC Certification Rules
contained in
Title 47 of the CFR, Part 15.231 Subpart C
for Intentional Radiators

MET Report: EMC93409-FCC231 Rev. 3

June 28, 2017

Prepared For:

**Foxpro Inc.
14 Fox Hollow Dr.
Lewistown, PA 17044**


Prepared By:
MET Laboratories, Inc.
914 W. Patapsco Ave.
Baltimore, MD 21230

Electromagnetic Compatibility Criteria Test Report

for the

Foxpro Inc.
Patriot Transmitter TX433

Tested under
the FCC Certification Rules
contained in
Title 47 of the CFR, Part 15.231 Subpart C
for Intentional Radiators



Djed Mouada, Project Engineer
Electromagnetic Compatibility Lab



Jennifer Warnell
Documentation Department

Engineering Statement: The measurements shown in this report were made in accordance with the procedures indicated, and the emissions from this equipment were found to be within the limits applicable. I assume full responsibility for the accuracy and completeness of these measurements, and for the qualifications of all persons taking them. It is further stated that upon the basis of the measurements made, the equipment tested is capable of operation in accordance with the requirements of FCC Rules Part 15.231 under normal use and maintenance.



Asad Bajwa,
Director, Electromagnetic Compatibility Lab

Report Status Sheet

Revision	Report Date	Reason for Revision
Ø	March 20, 2017	Initial Issue.
1	March 30, 2017	Engineer corrections.
2	June 13, 2017	Re-testing.
3	June 28, 2017	Note added to Field Strength of Fundamental and Harmonics test results.

Table of Contents

I.	Executive Summary	1
	A. Purpose of Test	2
	B. Executive Summary	2
II.	Equipment Configuration	3
	A. Overview	4
	B. References	5
	C. Test Site	5
	D. Description of Test Sample	5
	E. Equipment Configuration	6
	F. Support Equipment	6
	G. Mode of Operation	6
	H. Monitoring Method	6
	I. Modifications	6
	a) Modifications to EUT	6
	b) Modifications to Test Standard	6
	J. Disposition of EUT	6
III.	Electromagnetic Compatibility Criteria for Intentional Radiators	7
	§ 15.203 Antenna Requirement	8
	§ 15.231(a) Periodic Operation Requirements	9
	§ 15.231(c) Field Strength of Fundamental and Harmonics	12
	§ 15.231(c) 20dB Bandwidth	19
IV.	Test Equipment	20
V.	Certification & User's Manual Information	22
	A. Certification Information	23
	B. Label and User's Manual Information	27

List of Tables

Table 1. Executive Summary of EMC Part 15.231 Compliance Testing	2
Table 2. EUT Summary Table.....	4
Table 3. References	5
Table 4. Equipment Configuration	6
Table 5. Field Strength of Fundamental and Harmonics, Test Results	14
Table 6. Test Equipment List	21

List of Plots

Plot 1. Periodic Operation, 5sec. Requirement.....	9
Plot 2. Duty Cycle, 100ms.....	10
Plot 3. Duty Cycle, Total On Time.....	10
Plot 4. Duty Cycle, On Time 1	11
Plot 5. Duty Cycle, On Time 2	11
Plot 6. Fundamental Field Strength	14
Plot 7. Field Strength of Harmonics, 867.8 MHz (Limit 61.9 dB μ V/m).....	15
Plot 8. Spurious Emissions, 30 MHz – 1 GHz	15
Plot 9. Spurious Emissions, 30 MHz – 1 GHz, Tx Off	16
Plot 10. Average Spurious Emissions, 1 GHz – 18 GHz.....	16
Plot 11. Peak Spurious Emissions, 1 GHz – 18 GHz	17
Plot 12. Field Strength of Harmonics, 1301.7 MHz.....	17

List of Figures

Figure 1. Block Diagram of Test Configuration.....	5
--	---

List of Photographs

Photograph 1. Radiated Spurious Emissions, Below 1 GHz	18
Photograph 2. Radiated Spurious Emissions, Above 1 GHz.....	18

List of Terms and Abbreviations

AC	Alternating Current
ACF	Antenna Correction Factor
Cal	Calibration
d	Measurement Distance
dB	Decibels
dBμA	Decibels above one microamp
dBμV	Decibels above one microvolt
dBμA/m	Decibels above one microamp per meter
dBμV/m	Decibels above one microvolt per meter
DC	Direct Current
E	Electric Field
EUT	Equipment Under Test
f	Frequency
FCC	Federal Communications Commission
GRP	Ground Reference Plane
H	Magnetic Field
HCP	Horizontal Coupling Plane
Hz	Hertz
kHz	kilohertz
kPa	kilopascal
kV	kilovolt
LISN	Line Impedance Stabilization Network
MHz	Megahertz
μH	microhenry
μ	microfarad
μs	microseconds
PRF	Pulse Repetition Frequency
RF	Radio Frequency
RMS	Root-Mean-Square
TWT	Traveling Wave Tube
V/m	Volts per meter
VCP	Vertical Coupling Plane



I. Executive Summary

A. Purpose of Test

An EMC evaluation was performed to determine compliance of the Foxpro Inc. Patriot Transmitter TX433, with the requirements of Part 15, §15.231. All references are to the most current version of Title 47 of the Code of Federal Regulations in effect. In accordance with §2.1033, the following data is presented in support of the Certification of the Patriot Transmitter TX433. Foxpro Inc. should retain a copy of this document which should be kept on file for at least two years after the manufacturing of the Patriot Transmitter TX433, has been **permanently** discontinued.

B. Executive Summary

The following tests were conducted on a sample of the equipment for the purpose of demonstrating compliance with Part 15, §15.231, in accordance with Foxpro Inc., purchase order number 14794. All tests were conducted using measurement procedure ANSI C63.4-2014.

FCC Reference	Description	Results
§15.203	Antenna Requirement	Compliant
§15.231(a)	Periodic Operation Requirements	Compliant
§15.231(b)	Field Strength of Fundamentals and Harmonics	Compliant
§15.231(c)	20dB Bandwidth	Compliant

Table 1. Executive Summary of EMC Part 15.231 Compliance Testing

II. Equipment Configuration

A. Overview

MET Laboratories, Inc. was contracted by Foxpro Inc. to perform testing on the Patriot Transmitter TX433, under Foxpro Inc.'s purchase order number 14794.

This document describes the test setups, test methods, required test equipment, and the test limit criteria used to perform compliance testing of the Foxpro Inc., Patriot Transmitter TX433.

The results obtained relate only to the item(s) tested.

Model(s) Tested:	Patriot Transmitter TX433	
Model(s) Covered:	Patriot Transmitter TX433	
EUT Specifications:	Primary Power: 9 VDC	
	FCC ID: C6M680	
	Max Field Strength:	80.4 dB μ V/m
	EUT Frequency Ranges:	433.9 MHz
Analysis:	The results obtained relate only to the item(s) tested.	
Environmental Test Conditions:	Temperature: 15-35° C	
	Relative Humidity: 30-60%	
	Barometric Pressure: 860-1060 mbar	
Evaluated by:	Djed Mouada	
Report Date(s):	June 28, 2017	

Table 2. EUT Summary Table

B. References

CFR 47, Part 15, Subpart C	Federal Communication Commission, Code of Federal Regulations, Title 47, Part 15: General Rules and Regulations, Allocation, Assignment, and Use of Radio Frequencies
ANSI C63.4:2014	Methods and Measurements of Radio-Noise Emissions from Low-Voltage Electrical And Electronic Equipment in the Range of 9 kHz to 40 GHz
ISO/IEC 17025:2005	General Requirements for the Competence of Testing and Calibration Laboratories
ANSI C63.10-2013	American National Standard for Testing Unlicensed Wireless Devices

Table 3. References

C. Test Site

All testing was performed at MET Laboratories, Inc., 914 W. Patapsco Ave., Baltimore, MD 21230. All equipment used in making physical determinations is accurate and bears recent traceability to the National Institute of Standards and Technology.

Radiated Emissions measurements were performed in a 3 meter semi-anechoic chamber (equivalent to an Open Area Test Site). In accordance with §2.948(a)(3), a complete site description is contained at MET Laboratories.

D. Description of Test Sample

The Patriot Transmitter TX433 (referred to as EUT hereafter) is a handheld, self-contained wireless remote control for an electronic game call used by hunters in the outdoors. Unit has an LCD display and elastomeric keypad for user interaction. Unit contains a radio that transmits at 433MHz in OOK format to send the commands to the game call.

Currently the plan is to use this transmitter with the ‘Patriot’ and ‘Buckpro’ game calls.

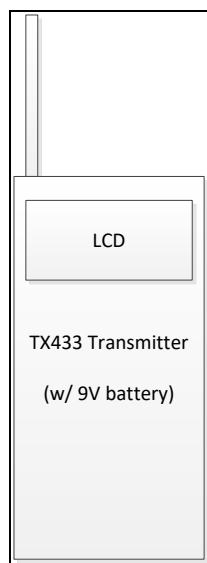


Figure 1. Block Diagram of Test Configuration

E. Equipment Configuration

Ref. ID	Name / Description	Model Number	Part Number	Serial Number	Revision
--	Remote Transmitter	TX433	--	Prototype	--

Table 4. Equipment Configuration

F. Support Equipment

The EUT did not require any support equipment for operation or monitoring.

G. Mode of Operation

Two modes are provided for testing:

Constant Carrier mode – for output field strength / power measurement. No modulation of amplitude is implemented.

Message mode – Repeatedly transmits a message in OOK format with inter-message delays. This is the same format used when the user performs an action that need to control the game call. Separate document defines protocol / timing.

Under normal conditions, only one message sequence is transmitted when the user activates a control function.

H. Monitoring Method

The LCD display give feedback on the current operating state of the unit.

RF measurements at 433.9MHz are required to ensure unit is actually transmitting for tests.

I. Modifications

a) Modifications to EUT

No modifications were made to the EUT.

b) Modifications to Test Standard

No modifications were made to the test standard.

J. Disposition of EUT

The test sample including all support equipment submitted to the Electro-Magnetic Compatibility Lab for testing was returned to Foxpro Inc. upon completion of testing.

III. Electromagnetic Compatibility Criteria for Intentional Radiators

Electromagnetic Compatibility Criteria for Intentional Radiators

§ 15.203 Antenna Requirement

Test Requirement: **§ 15.203:** An intentional radiator shall be designed to ensure that no antenna other than that furnished by the responsible party shall be used with the device. The use of a permanently attached antenna or of an antenna that uses a unique coupling to the intentional radiator shall be considered sufficient to comply with the provisions of this section. The manufacturer may design the unit so that a broken antenna can be replaced by the user, but the use of a standard antenna jack or electrical connector is prohibited.

The structure and application of the EUT were analyzed to determine compliance with Section 15.203 of the Rules. Section 15.203 states that the subject device must meet at least one of the following criteria:

- a.) Antenna must be permanently attached to the unit.
- b.) Antenna must use a unique type of connector to attach to the EUT.
- c.) Unit must be professionally installed. Installer shall be responsible for verifying that the correct antenna is employed with the unit.

Results: The EUT as tested is compliant the criteria of §15.203. The EUT has an integral antenna.

Test Engineer(s): Djed Mouada

Test Date(s): 02/24/17

Electromagnetic Compatibility Criteria for Intentional Radiators

§ 15.231 (a) Periodic Operation Requirements

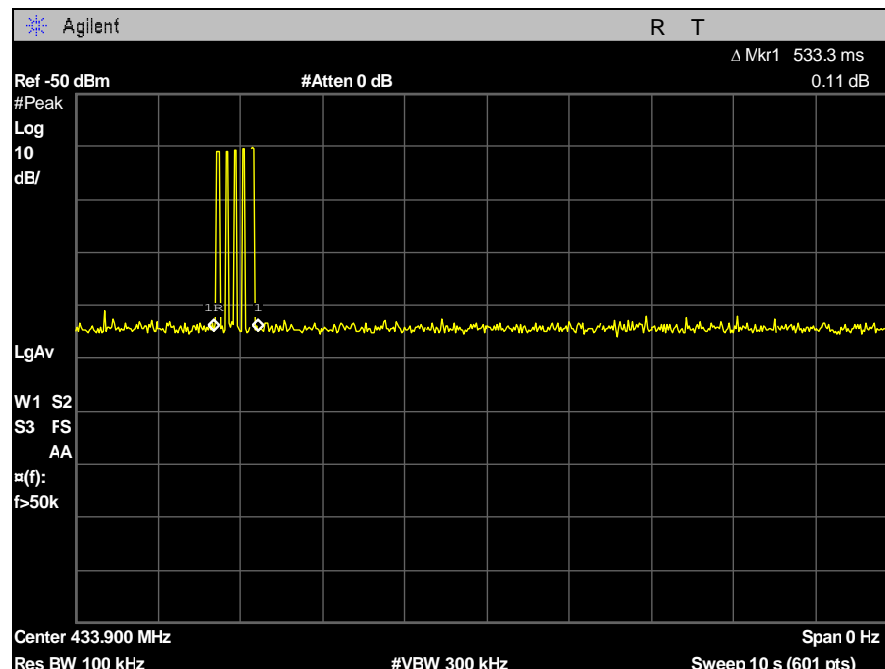
Test Requirement(s): § 15.231 (a): (a) The provisions of this section are restricted to periodic operation within the band 40.66–40.70 MHz and above 70 MHz. Except as shown in paragraph (e) of this section, the intentional radiator is restricted to the transmission of a control signal such as those used with alarm systems, door openers, remote switches, etc. Continuous trans-missions, voice, video and the radio control of toys are not permitted. Data is permitted to be sent with a control signal. The following conditions shall be met to comply with the provisions for this periodic operation: (1) A manually operated transmitter shall employ a switch that will automatically deactivate the transmitter within not more than 5 seconds of being released. (2) A transmitter activated automatically shall cease transmission within 5 seconds after activation.

Test Procedure: The EUT employs a manual switch. The switch on the EUT was released approximately 2 seconds into the sweep as shown below. As can be seen from the plot the EUT stops transmitting within 5 seconds. Marker 1 shows the end of transmission.

Test Results: The EUT was compliant with the requirements of this section.

Test Engineer(s): Djed Mouada

Test Date(s): 02/24/17



Plot 1. Periodic Operation, 5sec. Requirement

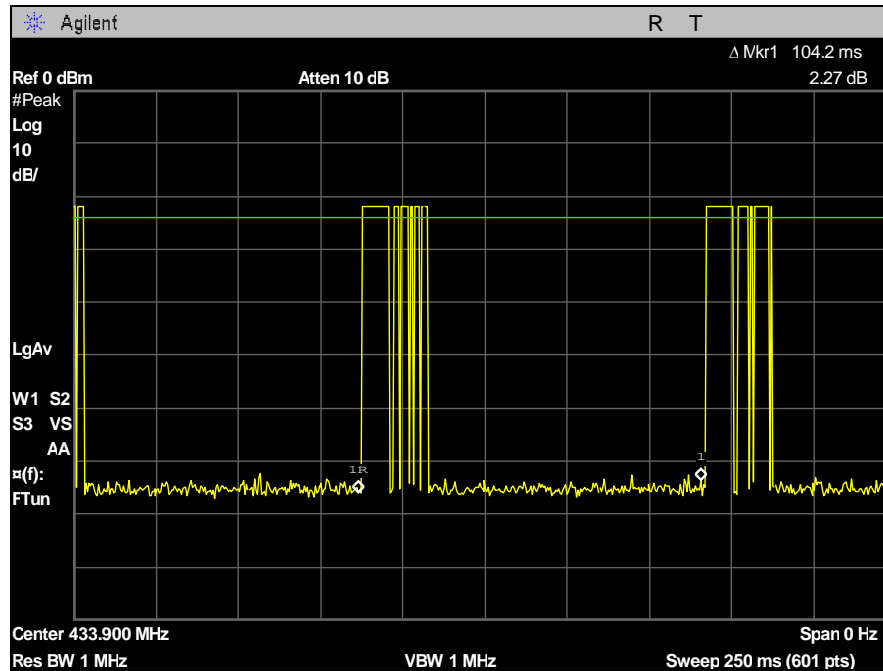
Duty Cycle Calculation:

Period: 6.407 ms

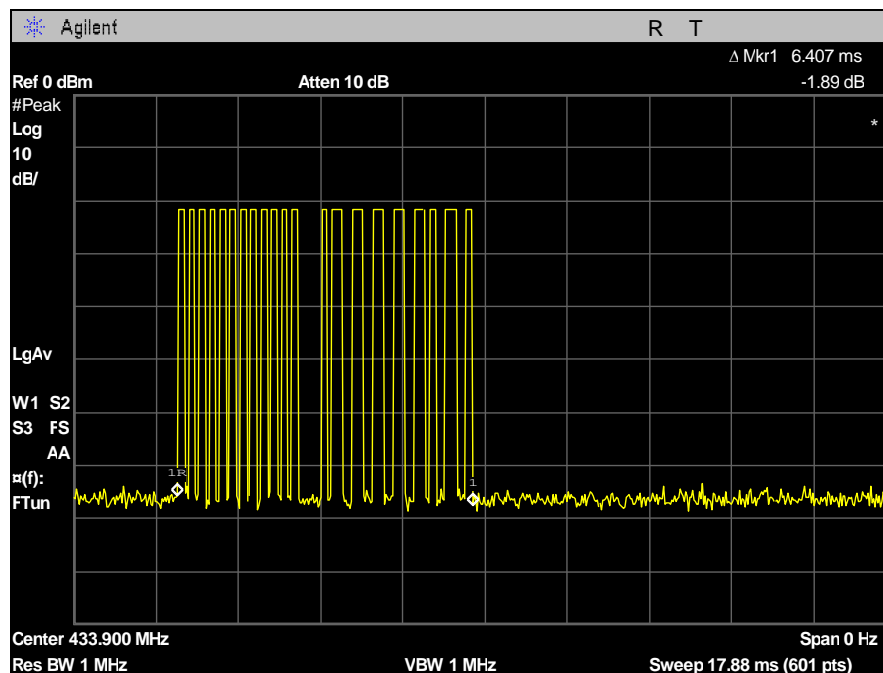
On time $6 \times 87\mu\text{s} + 15 \times 6.8\mu\text{s} = 654\mu\text{s}$

Duty Cycle = $0.624/6.407 = 0.10$

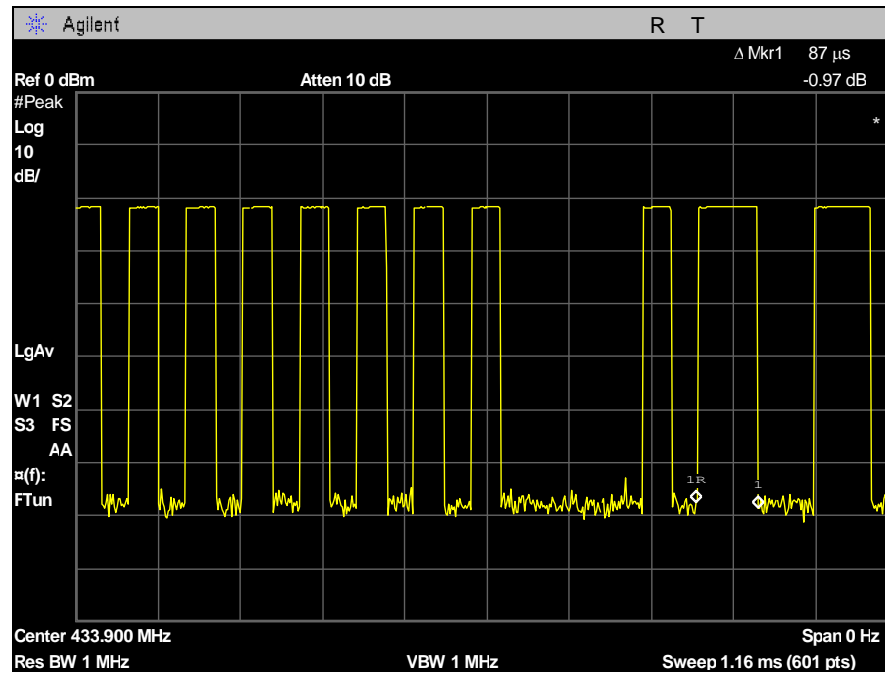
Duty cycle correction factor = $20 \log(0.10) = -20\text{dB}$



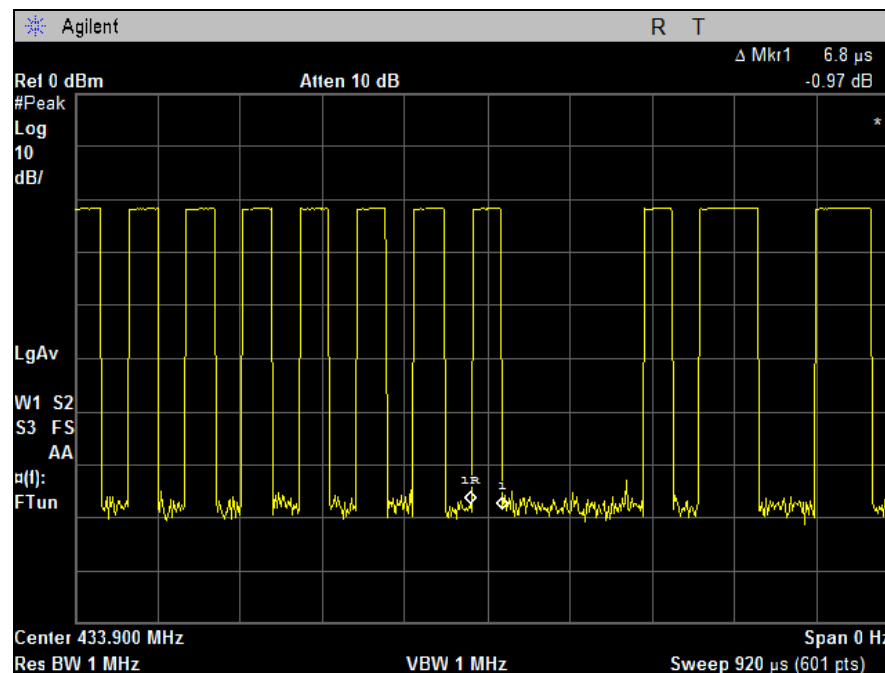
Plot 2. Duty Cycle, 100ms



Plot 3. Duty Cycle, Total On Time



Plot 4. Duty Cycle, On Time 1



Plot 5. Duty Cycle, On Time 2

Electromagnetic Compatibility Criteria for Intentional Radiators

§ 15.231(b) Field Strength of Fundamental and Harmonics

Test Requirements: §15.231(b): In addition to the provisions of §15.205, the field strength of emissions from intentional radiators operated under this section shall not exceed the following:

Fundamental frequency (MHz)	Field strength of fundamental (microvolts/ meter)	Field strength of spurious emissions (microvolts/meter)
40.66– 40.70	2,250	225
70–130	1,250	125
130–174	1,250* to 3,750	125* to 375
174–260	3,750	375
260–470	3,750* to 12,500	375* to 1,250
Above 470	12,500	1,250
Note: * Linear Interpolations		

(1) The above field strength limits are specified at a distance of 3 meters. The tighter limits apply at the band edges. (2) Intentional radiators operating under the provisions of this section shall demonstrate compliance with the limits on the field strength of emissions, as shown in the above table, based on the average value of the measured emissions. As an alternative, compliance with the limits in the above table may be based on the use of measurement instrumentation with a CISPR quasi-peak detector. The specific method of measurement employed shall be specified in the application for equipment authorization. If average emission measurements are employed, the provisions in §15.35 for averaging pulsed emissions and for limiting peak emissions apply. Further, compliance with the provisions of §15.205 shall be demonstrated using the measurement instrumentation specified in that section. (3) The limits on the field strength of the spurious emissions in the above table are based on the fundamental frequency of the intentional radiator. Spurious emissions shall be attenuated to the average (or, alternatively, CISPR quasi-peak) limits shown in this table or to the general limits shown in §15.209, whichever limit permits a higher field strength.

The field strength limit determined by the fundamental frequency of the EUT of 433.92 MHz, in accordance with 15.231(b), is not to exceed **80.83dBuV/m**, average value.

Test Procedure:

The EUT was placed in a 3m semi anechoic chamber. A log periodic antenna was placed 3m from the EUT and used to measure the field strength of the fundamental. The EUT was rotated about all three orthogonal axis. The peak field strength was measured and then the average was calculated from the peak value by correcting for duty cycle, ACF and cable loss. Final Measurement (dBuV/m) = Meter Reading (dBuV) + ACF (dB/m) + Cable Loss (dB) –DCCF (dB)
The correction factor as calculated above is -20 dB which makes the field strength equal to 80.4 dBuV/m.

For harmonics measurements above 1 GHz, a horn antenna was used 1m from the EUT. A preamp was used to measure the harmonics. Fresh batteries were used at the time of testing.

Test Results:

Equipment was compliant with § 15.231 (b).

Emissions at 543MHz and 652MHz were not investigated since both fall outside restricted bands. 15.231 (b)(3) states spurious emissions shall be attenuated to whichever limits permits the higher field strength. In this case, the 15.231 limit is less stringent than the 15.209.

The peak detector reading during the pre-scan is 10dB lower than the average limit of 15.231 (61.9 dB μ V/m). The 543MHz emission has a field strength of 49 dB μ V/m, and the 652MHz emission is 47 dB μ V/m.

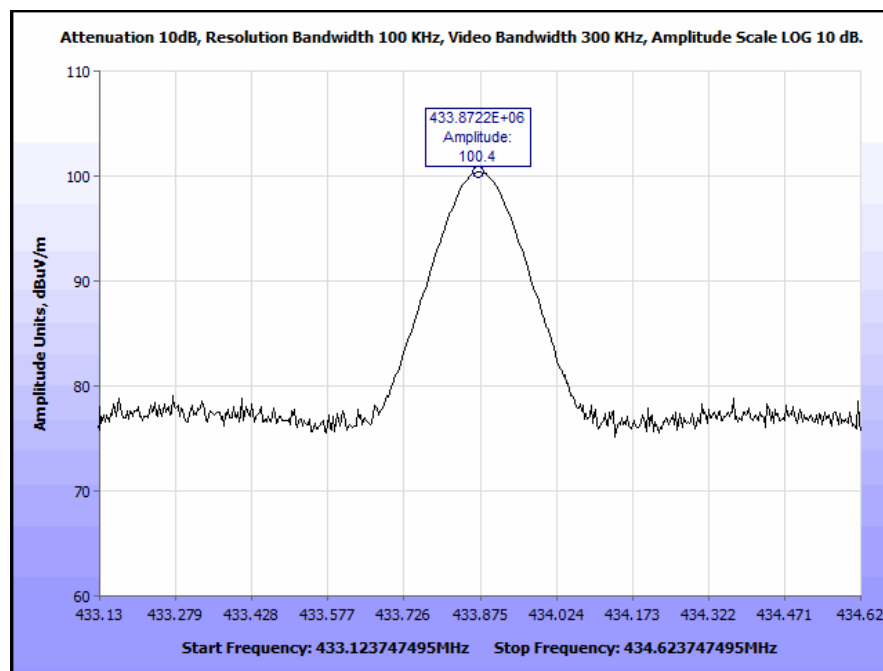
A 20dB DCCF can still be applied to them. By correcting the emissions, they are roughly 30dB lower than the 15.231 limit to which they are getting compared.

Test Engineer(s): Donald Salguero

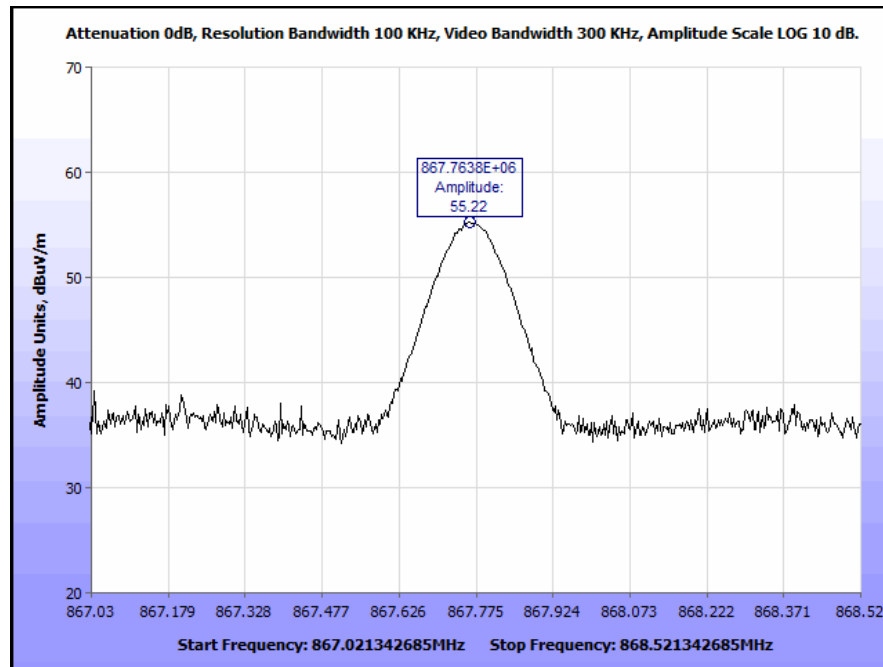
Test Date(s): 06/07/17

Frequency MHz	Measured field strength(dBμV/m)	Duty cycle correction factor (dB)	final Field strength dBμV/m	Limit (dBμV/m)
433.9	100.4	20	80.4	80.83
867.8	55.22	20	35.22	61.9
1301	52.85	N/A	52.85	61.9

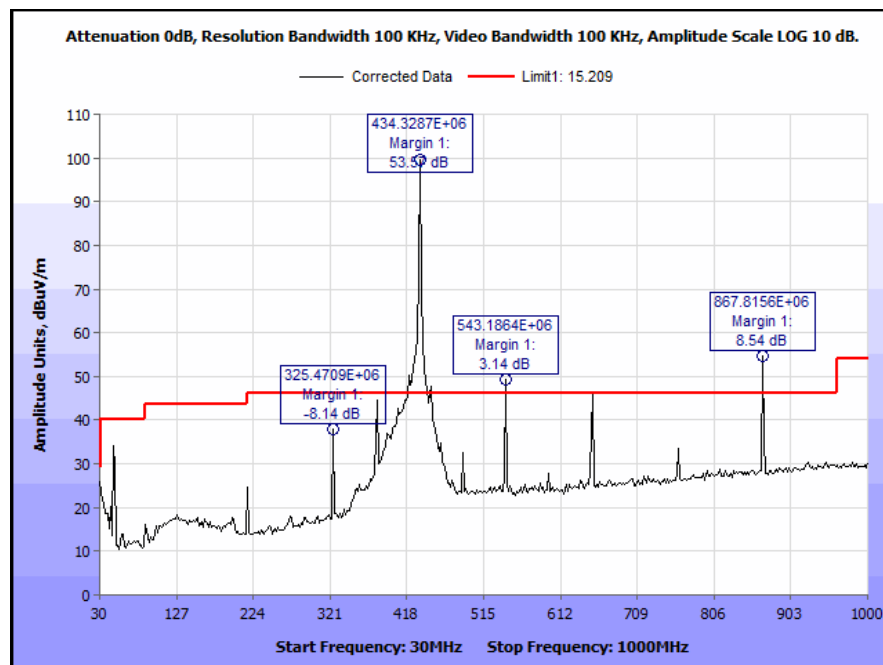
Table 5. Field Strength of Fundamental and Harmonics, Test Results



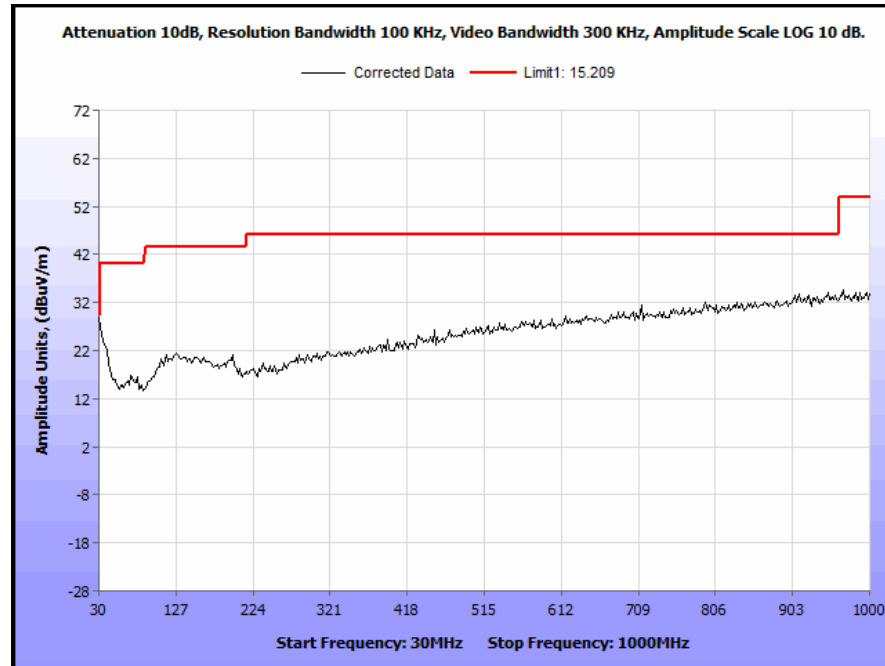
Plot 6. Fundamental Field Strength



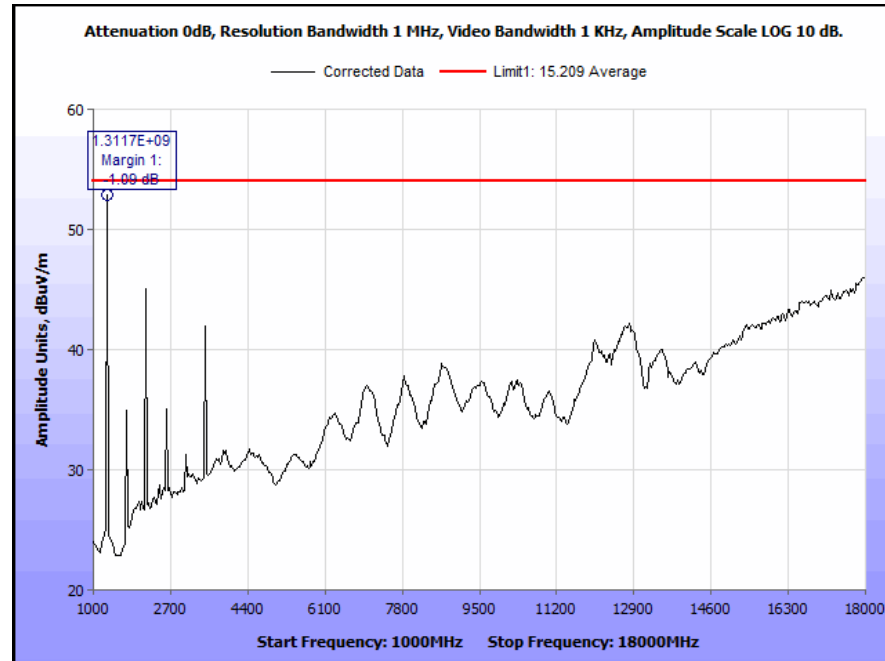
Plot 7. Field Strength of Harmonics, 867.8 MHz (Limit 61.9 dBμV/m)



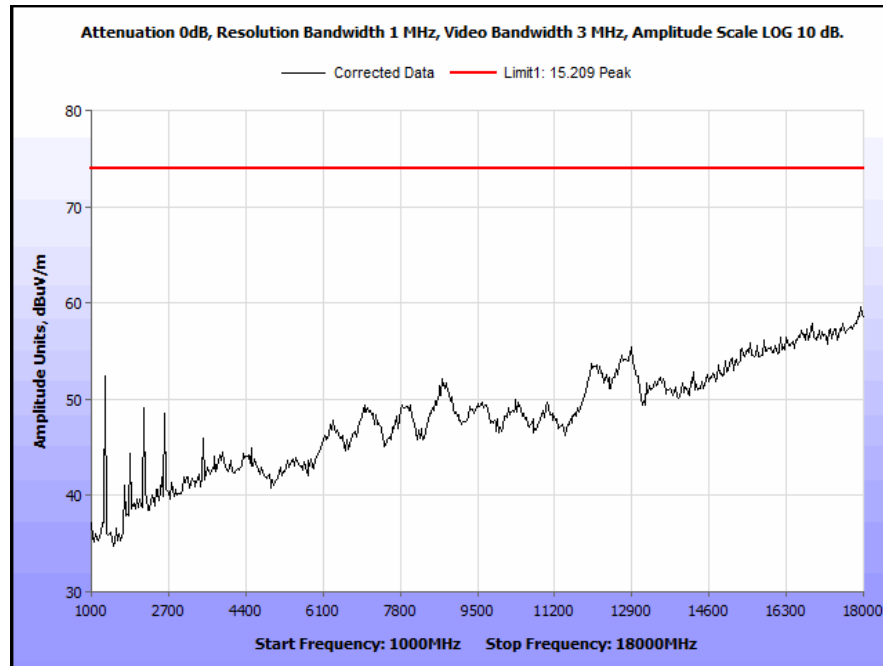
Plot 8. Spurious Emissions, 30 MHz – 1 GHz



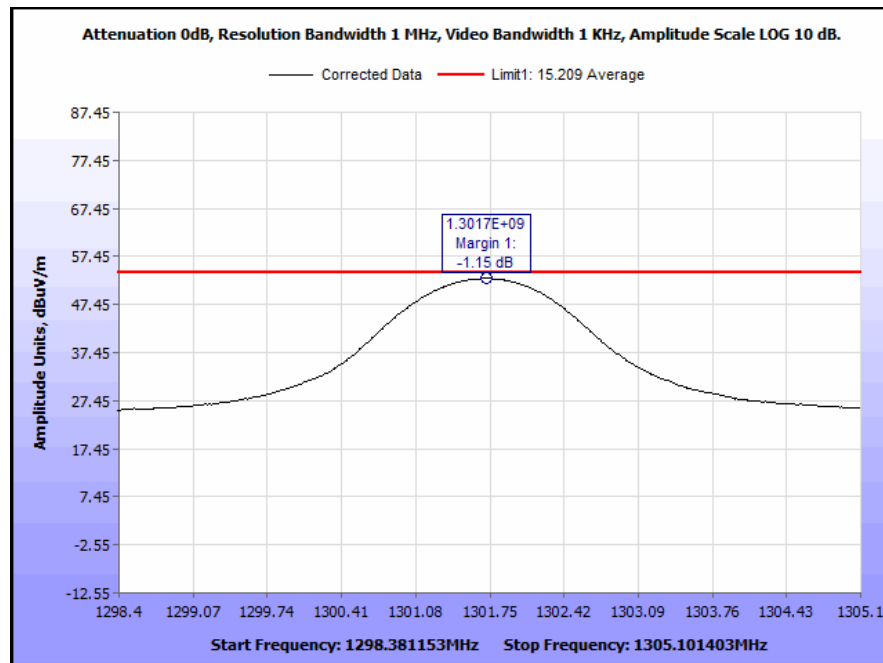
Plot 9. Spurious Emissions, 30 MHz – 1 GHz, Tx Off



Plot 10. Average Spurious Emissions, 1 GHz – 18 GHz



Plot 11. Peak Spurious Emissions, 1 GHz – 18 GHz



Plot 12. Field Strength of Harmonics, 1301.7 MHz



Photograph 1. Radiated Spurious Emissions, Below 1 GHz



Photograph 2. Radiated Spurious Emissions, Above 1 GHz

Electromagnetic Compatibility Criteria for Intentional Radiators

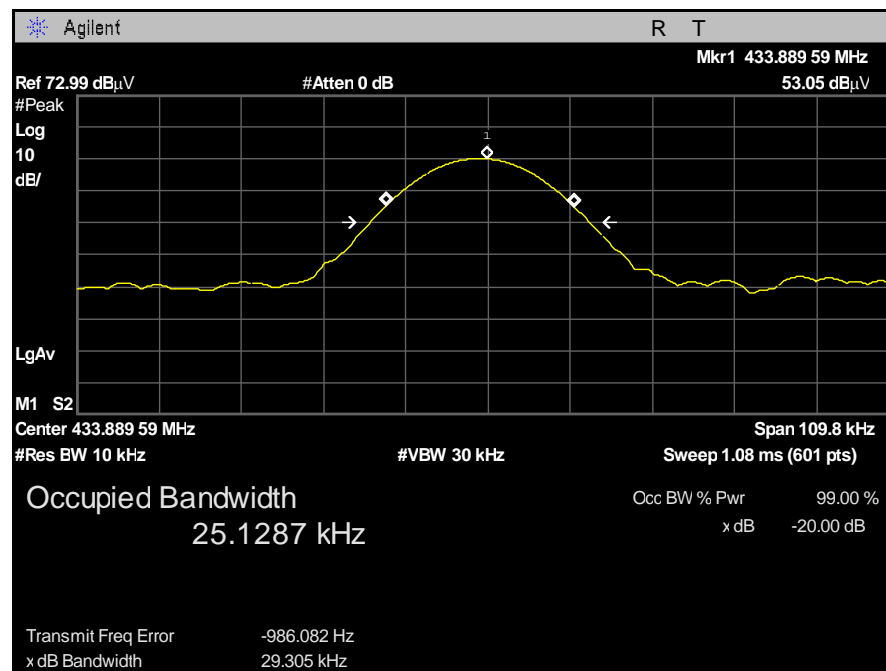
§ 15.231(c) 20dB Bandwidth

Test Requirements: §15.231(c): The bandwidth of the emission shall be no wider than 0.25% of the center frequency for devices operating above 70MHz and below 900MHz. For devices operating above 900MHz, the emission shall be no wider than 0.5% of the center frequency. Bandwidth is determined at the points 20dB down from the modulated carrier.

Test Results: Equipment was compliant with § 15.231(c).

Test Engineer(s): Djed Mouada

Test Date(s): 02/24/17



Plot 8. 20 dB Bandwidth Plot

IV. Test Equipment

Test Equipment

Calibrated test equipment utilized during testing was maintained in a current state of calibration per the requirements of ISO/IEC 17025:2005.

MET #	Equipment	Manufacturer	Model#	Cal Date	Cal Due
1T4409	EMI RECEIVER	ROHDE & SCHWARZ	ESIB7	12/07/2016	12/07/2018
1T4753	ANTENNA - BILOG	SUNOL SCIENCES	JB6	10/24/2016	04/24/2018
1T4300B	SEMI-ANECHOIC 3M CHAMBER # 1 D (2043A-1) (IC)	EMC TEST SYSTEMS	NONE	01/11/2015	01/11/2018
1T4771	PSA SPECTRUM ANALYZER	AGILENT TECHNOLOGIES	E4446A	8/10/2016	2/10/2018
1T4483	ANTENNA; HORN	ETS-LINDGREN	3117	4/9/2017	10/19/2018
1T4149	HIGH-FREQUENCY ANECHOIC CHAMBER	RAY PROOF	81	NOT REQUIRED	

Table 6. Test Equipment List



V. Certification & User's Manual Information

Certification & User's Manual Information

A. Certification Information

The following is extracted from Title 47 of the Code of Federal Regulations, Part 2, Subpart I — Marketing of Radio frequency devices:

§ 2.801 Radio-frequency device defined.

As used in this part, a radio-frequency device is any device which in its operation is capable of Emitting radio-frequency energy by radiation, conduction, or other means. Radio- frequency devices include, but are not limited to:

- (a) The various types of radio communication transmitting devices described throughout this chapter.
- (b) *The incidental, unintentional and intentional radiators defined in Part 15 of this chapter.*
- (c) The industrial, scientific, and medical equipment described in Part 18 of this chapter.
- (d) Any part or component thereof which in use emits radio-frequency energy by radiation, conduction, or other means.

§ 2.803 Marketing of radio frequency devices prior to equipment authorization.

- (a) Except as provided elsewhere in this chapter, no person shall sell or lease, or offer for sale or lease (including advertising for sale or lease), or import, ship or distribute for the purpose of selling or leasing or offering for sale or lease, any radio frequency device unless:
 - (1) In the case of a device subject to certification, such device has been authorized by the Commission in accordance with the rules in this chapter and is properly identified and labeled as required by §2.925 and other relevant sections in this chapter; or
 - (2) In the case of a device that is not required to have a grant of equipment authorization issued by the Commission, but which must comply with the specified technical standards prior to use, such device also complies with all applicable administrative (including verification of the equipment or authorization under a Declaration of Conformity, where required), technical, labeling and identification requirements specified in this chapter.
- (d) Notwithstanding the provisions of paragraph (a) of this section, the offer for sale solely to business, commercial, industrial, scientific or medical users (but not an offer for sale to other parties or to end users located in a residential environment) of a radio frequency device that is in the conceptual, developmental, design or pre-production stage is permitted prior to equipment authorization or, for devices not subject to the equipment authorization requirements, prior to a determination of compliance with the applicable technical requirements *provided* that the prospective buyer is advised in writing at the time of the offer for sale that the equipment is subject to the FCC rules and that the equipment will comply with the appropriate rules before delivery to the buyer or to centers of distribution.

- (e)(1) Notwithstanding the provisions of paragraph (a) of this section, prior to equipment authorization or determination of compliance with the applicable technical requirements any radio frequency device may be operated, but not marketed, for the following purposes and under the following conditions:
- (i) *Compliance testing*;
 - (ii) Demonstrations at a trade show provided the notice contained in paragraph (c) of this section is displayed in a conspicuous location on, or immediately adjacent to, the device;
 - (iii) Demonstrations at an exhibition conducted at a business, commercial, industrial, scientific or medical location, but excluding locations in a residential environment, provided the notice contained in paragraphs (c) or (d) of this section, as appropriate, is displayed in a conspicuous location on, or immediately adjacent to, the device;
 - (iv) Evaluation of product performance and determination of customer acceptability, provided such operation takes place at the manufacturer's facilities during developmental, design or pre-production states; or
 - (v) Evaluation of product performance and determination of customer acceptability where customer acceptability of a radio frequency device cannot be determined at the manufacturer's facilities because of size or unique capability of the device, provided the device is operated at a business, commercial, industrial, scientific or medical user's site, but not at a residential site, during the development, design or pre-production stages.
- (e)(2) For the purpose of paragraphs (e)(1)(iv) and (e)(1)(v) of this section, the term *manufacturer's facilities* includes the facilities of the party responsible for compliance with the regulations and the manufacturer's premises, as well as the facilities of other entities working under the authorization of the responsible party in connection with the development and manufacture, but not the marketing, of the equipment.
- (f) For radio frequency devices subject to verification and sold solely to business, commercial, industrial, scientific and medical users (excluding products sold to other parties or for operation in a residential environment), parties responsible for verification of the devices shall have the option of ensuring compliance with the applicable technical specifications of this chapter at each end user's location after installation, provided that the purchase or lease agreement includes a proviso that such a determination of compliance be made and is the responsibility of the party responsible for verification of the equipment.

Certification & User's Manual Information

The following is extracted from Title 47 of the Code of Federal Regulations, Part 2, Subpart J — Equipment Authorization Procedures:

§ 2.901 Basis and Purpose

- (a) In order to carry out its responsibilities under the Communications Act and the various treaties and international regulations, and in order to promote efficient use of the radio spectrum, the Commission has developed technical standards for radio frequency equipment and parts or components thereof. The technical standards applicable to individual types of equipment are found in that part of the rules governing the service wherein the equipment is to be operated.¹ *In addition to the technical standards provided, the rules governing the service may require that such equipment be verified by the manufacturer or importer, be authorized under a Declaration of Conformity, or receive an equipment authorization from the Commission by one of the following procedures: certification or registration.*
- (b) The following sections describe the verification procedure, the procedure for a Declaration of Conformity, and the procedures to be followed in obtaining certification from the Commission and the conditions attendant to such a grant.

§ 2.907 Certification.

- (a) Certification is an equipment authorization issued by the Commission, based on representation and test data submitted by the applicant.
- (b) Certification attaches to all units subsequently marketed by the grantee which are identical (see Section 2.908) to the sample tested except for permissive changes or other variations authorized by the Commission pursuant to Section 2.1043.

¹ In this case, the equipment is subject to the rules of Part 15. More specifically, the equipment falls under Subpart B (of Part 15), which deals with unintentional radiators.

Certification & User's Manual Information

§ 2.948 Description of measurement facilities.

- (a) Each party making measurements of equipment that is subject to an equipment authorization under Part 15 or Part 18 of this chapter, regardless of whether the measurements are filed with the Commission or kept on file by the party responsible for compliance of equipment marketed within the U.S. or its possessions, shall compile a description of the measurement facilities employed.
 - (1) If the measured equipment is subject to the verification procedure, the description of the measurement facilities shall be retained by the party responsible for verification of the equipment.
 - (i) *If the equipment is verified through measurements performed by an independent laboratory, it is acceptable for the party responsible for verification of the equipment to rely upon the description of the measurement facilities retained by or placed on file with the Commission by that laboratory. In this situation, the party responsible for the verification of the equipment is not required to retain a duplicate copy of the description of the measurement facilities.*
 - (ii) If the equipment is verified based on measurements performed at the installation site of the equipment, no specific site calibration data is required. It is acceptable to retain the description of the measurement facilities at the site at which the measurements were performed.
 - (2) If the equipment is to be authorized by the Commission under the certification procedure, the description of the measurement facilities shall be filed with the Commission's Laboratory in Columbia, Maryland. The data describing the measurement facilities need only be filed once but must be updated as changes are made to the measurement facilities or as otherwise described in this section. At least every three years, the organization responsible for filing the data with the Commission shall certify that the data on file is current.

Certification & User's Manual Information

Label and User's Manual Information

The following is extracted from Title 47 of the Code of Federal Regulations, Part 15, Subpart A — General:

§ 15.19 Labeling requirements.

(a) *In addition to the requirements in Part 2 of this chapter, a device subject to certification or verification shall be labeled as follows:*

- (1) Receivers associated with the operation of a licensed radio service, e.g., FM broadcast under Part 73 of this chapter, land mobile operation under Part 90, etc., shall bear the following statement in a conspicuous location on the device:

This device complies with Part 15 of the FCC Rules. Operation is subject to the condition that this device does not cause harmful interference.

- (2) A stand-alone cable input selector switch, shall bear the following statement in a conspicuous location on the device:

This device is verified to comply with Part 15 of the FCC Rules for use with cable television service.

- (3) All other devices shall bear the following statement in a conspicuous location on the device:

This device complies with Part 15 of the FCC Rules. Operation is subject to the following two conditions: (1) This device may not cause harmful interference, and (2) this device must accept any interference received, including interference that may cause undesired operation.

- (4) Where a device is constructed in two or more sections connected by wires and marketed together, the statement specified under paragraph (a) of this section is required to be affixed only to the main control unit.
- (5) When the device is so small or for such use that it is not practicable to place the statement specified under paragraph (a) of this section on it, the information required by this paragraph shall be placed in a prominent location in the instruction manual or pamphlet supplied to the user or, alternatively, shall be placed on the container in which the device is marketed. However, the FCC identifier or the unique identifier, as appropriate, must be displayed on the device.

§ 15.21 Information to user.

The users manual or instruction manual for an intentional or unintentional radiator shall caution the user that changes or modifications not expressly approved by the party responsible for compliance could void the user's authority to operate the equipment.

Verification & User's Manual Information

The following is extracted from Title 47 of the Code of Federal Regulations, Part 15, Subpart B — Unintentional Radiators:

§ 15.105 Information to the user.

- (a) For a Class A digital device or peripheral, the instructions furnished the user shall include the following or similar statement, placed in a prominent location in the text of the manual:

Note: This equipment has been tested and found to comply with the limits for a Class A digital device, pursuant to Part 15 of the FCC Rules. These limits are designed to provide reasonable protection against harmful interference when the equipment is operated in a commercial environment. This equipment generates, uses, and can radiate radio frequency energy and, if not installed and used in accordance with the instruction manual, may cause harmful interference to radio communications. Operation of this equipment in a residential area is likely to cause harmful interference in which case the user will be required to correct the interference at own expense.

- (b) For a Class B digital device or peripheral, the instructions furnished the user shall include the following or similar statement, placed in a prominent location in the text of the manual:

Note: This equipment has been tested and found to comply with the limits for a Class B digital device, pursuant to Part 15 of the FCC Rules. These limits are designed to provide reasonable protection against harmful interference when the equipment is operated in a residential environment. This equipment generates, uses, and can radiate radio frequency energy and, if not installed and used in accordance with the instruction manual, may cause harmful interference to radio communications. However, there is no guarantee that interference will not occur in a particular installation. If this equipment does cause harmful interference to radio or television reception, which can be determined by turning the equipment off and on, the user is encouraged to try to correct the interference by one or more of the following measures:

- Reorient or relocate the receiving antenna.
- Increase the separation between the equipment and receiver.
- Connect the equipment into an outlet on a circuit different from that to which the receiver is connected.
- Consult the dealer or an experienced radio/TV technician for help.



End of Report