



STC Test Report

Date: 2016-08-08

Page 1 of 87

No.: DMA000095

Applicant: Hip Shing Electronics Limited
Units 1.2&3,20/F.,New Treasure Centre, 10., Ng Fong
Street, San Po Kong, Kowloon, Hong Kong

Manufacturer: Dongguan Zhi Cheng Electronic Products Co., Ltd.
No.11 Shangbao Road, 188 Industrial Zone, Pingshan,
Tangxia, Dongguan, Guangdong, China

Description of Sample(s): Product: Internet/FM Digital Radio With
Bluetooth and Spotify
Brand Name: Como Audio
Model Number: Duetto
FCC ID: BZAWB16DUETTO


Date Sample(s) Received: 2016-07-26

Date Tested: 2016-07-29 to 2016-08-03

Investigation Requested: Perform ElectroMagnetic Interference measurement in
accordance with FCC 47CFR [Codes of Federal
Regulations] Part 15: 2015 and ANSI C63.10: 2013 for
FCC Certification.

Conclusion(s): The submitted product COMPLIED with the requirements
of Federal Communications Commission [FCC] Rules and
Regulations Part 15. The tests were performed in
accordance with the standards described above and on
Section 2.2 in this Test Report.

Remark(s): Bluetooth FHSS (GFSK/ $\pi/4$ -DQPSK/ 8DPSK)


LONG Yun Jian, Along
Authorized Signatory

ElectroMagnetic Compatibility Department
For and on behalf of
The Hong Kong Standards and Testing Centre Ltd.

The Hong Kong Standards and Testing Centre Ltd.

10 Dai Wang Street, Taipo Industrial Estate, N.T., Hong Kong
Tel: (852) 2666 1888 Fax: (852) 2664 4353 E-mail: hkstc@hkstc.org Homepage: www.stc-group.org

This report shall not be reproduced unless with prior written approval from The Hong Kong Standards and Testing Centre Ltd.
For Conditions of Issuance of this test report, please refer to the overleaf or Homepage



STC Test Report

Date: 2016-08-08

No.: DMA000095

Page 2 of 87

CONTENT:

Cover	Page 1 of 87
Content	Page 2 of 87
<u>1.0 General Details</u>	
1.1 Test Laboratory	Page 3 of 87
1.2 Equipment Under Test [EUT] Description of EUT operation	Page 3 of 87
1.3 Date of Order	Page 3 of 87
1.4 Submitted Sample	Page 3 of 87
1.5 Test Duration	Page 3 of 87
1.6 Country of Origin	Page 3 of 87
1.7 RF Module Details	Page 4 of 87
1.8 Antenna Details	Page 4 of 87
<u>2.0 Technical Details</u>	
2.1 Investigations Requested	Page 5 of 87
2.2 Test Standards and Results Summary	Page 5 of 87
2.3 Table for Test Modes	Page 6 of 87
<u>3.0 Test Results</u>	
3.1 Emission	Page 7 –82 of 87
<u>Appendix A</u> List of Measurement Equipment	Page 83 of 87
<u>Appendix B</u> Photographs	Page 84-87 of 87

The Hong Kong Standards and Testing Centre Ltd.

10 Dai Wang Street, Taipo Industrial Estate, N.T., Hong Kong
Tel: (852) 2666 1888 Fax: (852) 2664 4353 E-mail: hkstc@hkstc.org Homepage: www.stc-group.org

This report shall not be reproduced unless with prior written approval from The Hong Kong Standards and Testing Centre Ltd.
For Conditions of Issuance of this test report, please refer to the overleaf or Homepage



STC Test Report

Date: 2016-08-08

Page 3 of 87

No.: DMA000095

1.0 General Details

1.1 Test Laboratory

The Hong Kong Standards and Testing Centre Ltd.
EMC Laboratory
10 Dai Wang Street, Taipo Industrial Estate, New Territories, Hong Kong
Telephone: 852 2666 1888
Fax: 852 2664 4353

1.2 Equipment Under Test [EUT] Description of Sample(s)

Product:	Internet/FM Digital Radio with Bluetooth and Spotify
Manufacturer:	Dongguan Zhi Cheng Electronic Products Co., Ltd. No.11 Shangbao Road, 188 Industrial Zone, Pingshan, Tangxia, Dongguan, Guangdong, China
Brand Name:	Como Audio
Model Number:	Duetto
Rating:	100-240Va.c. 50/60Hz

1.2.1 Description of EUT Operation

The Equipment Under Test (EUT) is a Internet/FM Digital Radio With Bluetooth and Spotify. The r.f. signal was modulated by IC and type of modulation was frequency hopping spread spectrum Modulation.

1.3 Date of Order

2016-07-26

1.4 Submitted Sample(s):

1 Sample

1.5 Test Duration

2016-07-29 to 2016-08-03

1.6 Country of Origin

China

The Hong Kong Standards and Testing Centre Ltd.

10 Dai Wang Street, Taipo Industrial Estate, N.T., Hong Kong
Tel: (852) 2666 1888 Fax: (852) 2664 4353 E-mail: hkstc@hkstc.org Homepage: www.stc-group.org

This report shall not be reproduced unless with prior written approval from The Hong Kong Standards and Testing Centre Ltd.
For Conditions of Issuance of this test report, please refer to the overleaf or Homepage



STC Test Report

Date: 2016-08-08
No.: DMA000095

Page 4 of 87

1.7 RF Module Details

Module Model Number:	BM153
Module FCC ID:	
Module Transmission Type:	Bluetooth V4.1
Modulation:	FHSS (GFSK / $\pi/4$ -DQPSK/ 8DPSK)
Data Rates:	1Mbps: GFSK 2 Mbps: $\pi/4$ -DQPSK 3 Mbps: 8DPSK
Frequency Range:	2400-2483.5MHz
Carrier Frequencies:	2402MHz – 2480MHz

Module Specification (specification provided by manufacturer)

1.8 Antenna Details

Antenna Type:	Meander Line antenna
Antenna Gain:	2.12dBi

The Hong Kong Standards and Testing Centre Ltd.

10 Dai Wang Street, Taipo Industrial Estate, N.T., Hong Kong
Tel: (852) 2666 1888 Fax: (852) 2664 4353 E-mail: hkstc@hkstc.org Homepage: www.stc-group.org

This report shall not be reproduced unless with prior written approval from The Hong Kong Standards and Testing Centre Ltd.
For Conditions of Issuance of this test report, please refer to the overleaf or Homepage



STC Test Report

Date: 2016-08-08

Page 5 of 87

No.: DMA000095

2.0 Technical Details

2.1 Investigations Requested

Perform Electromagnetic Interference measurements in accordance with FCC 47CFR [Codes of Federal Regulations] Part 15: 2015 Regulations and ANSI C63.10: 2013 for FCC Certification.

2.2 Test Standards and Results Summary Tables

EMISSION Results Summary						
Test Condition	Test Requirement	Test Method	Class / Severity	Test Result		
				Pass	Fail	N/A
Maximum Peak Conducted Output Power	FCC 47CFR 15.247(b)(1)	ANSI C63.10: 2013	N/A	<input checked="" type="checkbox"/>	<input type="checkbox"/>	<input type="checkbox"/>
Radiated Spurious Emissions	FCC 47CFR 15.209	ANSI C63.10: 2013	N/A	<input checked="" type="checkbox"/>	<input type="checkbox"/>	<input type="checkbox"/>
AC Mains Conducted Emissions	FCC 47CFR 15.207	ANSI C63.10: 2013	N/A	<input checked="" type="checkbox"/>	<input type="checkbox"/>	<input type="checkbox"/>
Number of Hopping Frequency	FCC 47CFR 15.247 (b)(1)	ANSI C63.10: 2013	N/A	<input checked="" type="checkbox"/>	<input type="checkbox"/>	<input type="checkbox"/>
20dB Bandwidth	FCC 47CFR 15.247(a)(2)	ANSI C63.10: 2013	N/A	<input checked="" type="checkbox"/>	<input type="checkbox"/>	<input type="checkbox"/>
Hopping Channel Separation	FCC 47CFR 15.247(a)(1)	ANSI C63.10: 2013	N/A	<input checked="" type="checkbox"/>	<input type="checkbox"/>	<input type="checkbox"/>
Band-edge measurement (Radiated)	FCC 47CFR 15.247(d)	ANSI C63.10: 2013	N/A	<input checked="" type="checkbox"/>	<input type="checkbox"/>	<input type="checkbox"/>
Pseudorandom Hopping Algorithm	FCC 47CFR 15.247(a)(1)	N/A	N/A	<input checked="" type="checkbox"/>	<input type="checkbox"/>	<input type="checkbox"/>
Time of Occupancy (Dwell Time)	FCC 47CFR 15.247(a)(1)(iii)	ANSI C63.10: 2013	N/A	<input checked="" type="checkbox"/>	<input type="checkbox"/>	<input type="checkbox"/>
Antenna requirement	FCC 47CFR 15.203	N/A	N/A	<input checked="" type="checkbox"/>	<input type="checkbox"/>	<input type="checkbox"/>
RF Exposure	FCC 47CFR 15.247(i)	N/A	N/A	<input checked="" type="checkbox"/>	<input type="checkbox"/>	<input type="checkbox"/>

Note: N/A – Not Applicable

The Hong Kong Standards and Testing Centre Ltd.

10 Dai Wang Street, Taipo Industrial Estate, N.T., Hong Kong
Tel: (852) 2666 1888 Fax: (852) 2664 4353 E-mail: hkstc@hkstc.org Homepage: www.stc-group.org

This report shall not be reproduced unless with prior written approval from The Hong Kong Standards and Testing Centre Ltd.
For Conditions of Issuance of this test report, please refer to the overleaf or Homepage



STC Test Report

Date: 2016-08-08

Page 6 of 87

No.: DMA000095

2.3 Table for Test Modes

Preliminary tests were performed in different data rate to find the worst radiated emission. The data rate in the table below is the worst case rate with respect to the specific test item.

Investigation has been done on all the possible configurations for searching the worst cases.

The device was realized by test software.

The following table is a list of the test modes shown in this test report.

Test Items	Mode	Data Rate
Maximum Peak Conducted Output Power	GFSK / $\pi/4$ -DQPSK / 8DPSK	1MBps / 2MBps / 3MBps
Hopping Channel Separation	GFSK / $\pi/4$ -DQPSK / 8DPSK	1MBps / 2MBps / 3MBps
Number of Hopping Frequency	GFSK / $\pi/4$ -DQPSK / 8DPSK	1MBps / 2MBps / 3MBps
Time of Occupancy(Dwell Time)	8DPSK (DH1 / DH3 / DH5)	3MBps
Radiated Spurious Emissions	GFSK / $\pi/4$ -DQPSK / 8DPSK	1MBps / 2MBps / 3MBps
Band-edge compliance of Conducted Emission	GFSK / $\pi/4$ -DQPSK / 8DPSK	1MBps / 2MBps / 3MBps

The Hong Kong Standards and Testing Centre Ltd.

10 Dai Wang Street, Taipo Industrial Estate, N.T., Hong Kong
Tel: (852) 2666 1888 Fax: (852) 2664 4353 E-mail: hkstc@hkstc.org Homepage: www.stc-group.org

This report shall not be reproduced unless with prior written approval from The Hong Kong Standards and Testing Centre Ltd.
For Conditions of Issuance of this test report, please refer to the overleaf or Homepage



STC Test Report

Date: 2016-08-08
No.: DMA000095

Page 7 of 87

3.0 Test Results

3.1 Emission

3.1.1 Maximum Peak Conducted Output Power

Test Requirement:	FCC 47CFR 15.247(b)(1)
Test Method:	ANSI C63.10: 2013
Test Date:	2016-08-02
Mode of Operation:	Tx mode

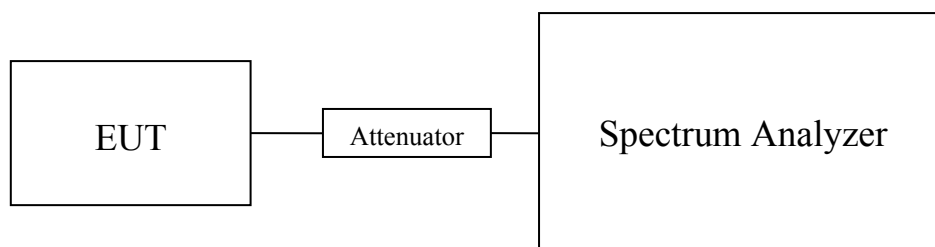
Test Method:

A temporary antenna connector was soldered to the RF output. The RF output of the EUT was connected to the spectrum analyzer. All the attenuation or cable loss will be added to the measured maximum output power. The results are recorded in dBm.

Spectrum Analyzer Setting:

RBW = 3 MHz, VBW = 3 MHz, Sweep = Auto, Span: Approximately five times the 20 dB bandwidth
Detector = Peak, Trace = Max. hold

Test Setup:



Note: a temporary antenna connector was soldered to the RF output.

The Hong Kong Standards and Testing Centre Ltd.

10 Dai Wang Street, Taipo Industrial Estate, N.T., Hong Kong
Tel: (852) 2666 1888 Fax: (852) 2664 4353 E-mail: hkstc@hkstc.org Homepage: www.stc-group.org

This report shall not be reproduced unless with prior written approval from The Hong Kong Standards and Testing Centre Ltd.
For Conditions of Issuance of this test report, please refer to the overleaf or Homepage



STC Test Report

Date: 2016-08-08

Page 8 of 87

No.: DMA000095

Limits for Maximum Peak Conducted Output Power [FCC 47CFR 15.247]:

The maximum peak output power shall not exceed the following limits:
For frequency hopping systems employing at least 75 hopping channels: 1 Watt
For all other frequency hopping systems in the 2400-2483.5 MHz band: 0.125 Watts
For Digital Transmission systems in 2400-2483.5 MHz Band: 1 Watt

Results of Bluetooth Communication mode (GFSK) (Fundamental Power): Pass

Transmitter Frequency (MHz)	Maximum conducted output power (Watt)
2402	0.00106

Transmitter Frequency (MHz)	Maximum conducted output power (Watt)
2441	0.000900

Transmitter Frequency (MHz)	Maximum conducted output power (Watt)
2480	0.000780

Results of Bluetooth Communication mode ($\pi/4$ -DQPSK) (Fundamental Power): Pass

Transmitter Frequency (MHz)	Maximum conducted output power (Watt)
2402	0.000990

Transmitter Frequency (MHz)	Maximum conducted output power (Watt)
2441	0.000840

Transmitter Frequency (MHz)	Maximum conducted output power (Watt)
2480	0.000720

Results of Bluetooth Communication mode (8 DPSK) (Fundamental Power): Pass

Transmitter Frequency (MHz)	Maximum conducted output power (Watt)
2402	0.00102

Transmitter Frequency (MHz)	Maximum conducted output power (Watt)
2441	0.000870

Transmitter Frequency (MHz)	Maximum conducted output power (Watt)
2480	0.000750

Calculated measurement uncertainty : 30MHz to 1GHz 1.7dB
1GHz to 18GHz 1.7dB

Remark:

1. All test data for each data rate were verified, but only the worst case was reported.
2. The EUT is programmed to transmit signals continuously for all testing.

The Hong Kong Standards and Testing Centre Ltd.

10 Dai Wang Street, Taipo Industrial Estate, N.T., Hong Kong
Tel: (852) 2666 1888 Fax: (852) 2664 4353 E-mail: hkstc@hkstc.org Homepage: www.stc-group.org

This report shall not be reproduced unless with prior written approval from The Hong Kong Standards and Testing Centre Ltd.
For Conditions of Issuance of this test report, please refer to the overleaf or Homepage



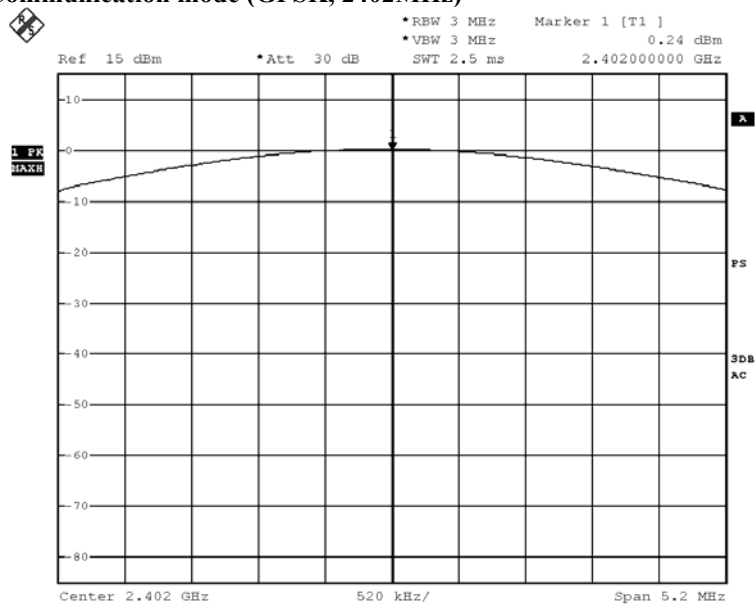
STC Test Report

Date: 2016-08-08

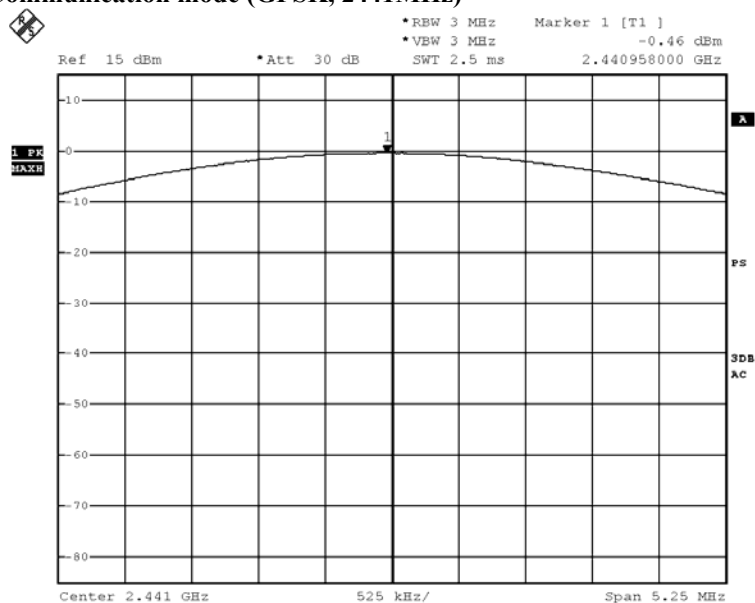
Page 9 of 87

No.: DMA000095

Test plot of Maximum Peak Conducted Output Power :
Bluetooth Communication mode (GFSK, 2402MHz)



Bluetooth Communication mode (GFSK, 2441MHz)



The Hong Kong Standards and Testing Centre Ltd.

10 Dai Wang Street, Taipo Industrial Estate, N.T., Hong Kong
Tel: (852) 2666 1888 Fax: (852) 2664 4353 E-mail: hkstc@hkstc.org Homepage: www.stc-group.org

This report shall not be reproduced unless with prior written approval from The Hong Kong Standards and Testing Centre Ltd.
For Conditions of Issuance of this test report, please refer to the overleaf or Homepage



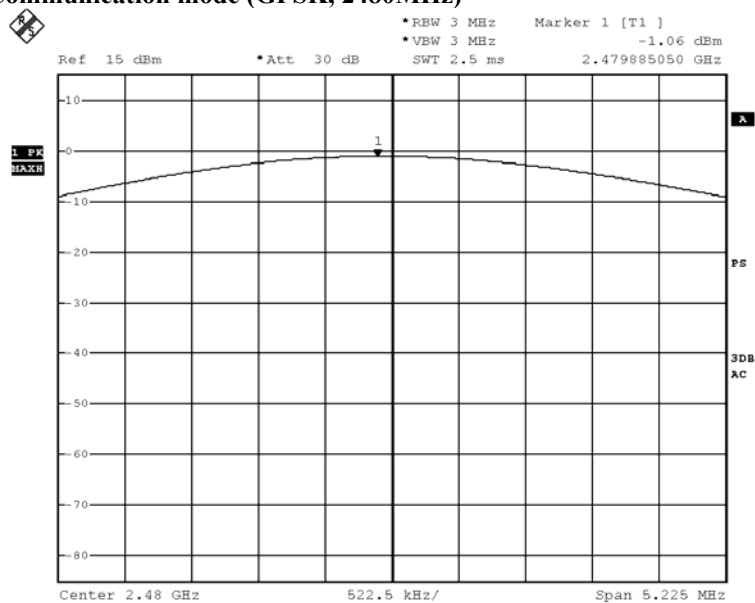
STC Test Report

Date: 2016-08-08

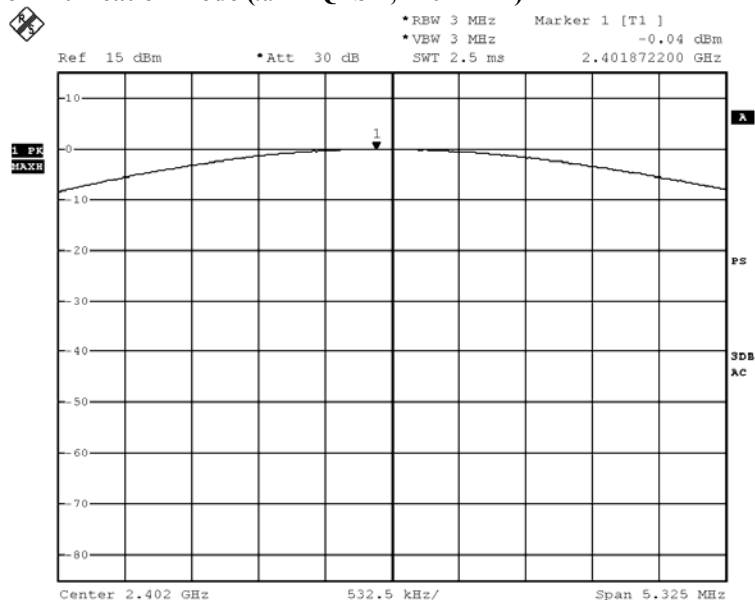
Page 10 of 87

No.: DMA000095

Bluetooth Communication mode (GFSK, 2480MHz)



Bluetooth Communication mode ($\pi/4$ DQPSK, 2402MHz)



The Hong Kong Standards and Testing Centre Ltd.

10 Dai Wang Street, Taipo Industrial Estate, N.T., Hong Kong
Tel: (852) 2666 1888 Fax: (852) 2664 4353 E-mail: hkstc@hkstc.org Homepage: www.stc-group.org

This report shall not be reproduced unless with prior written approval from The Hong Kong Standards and Testing Centre Ltd.
For Conditions of Issuance of this test report, please refer to the overleaf or Homepage



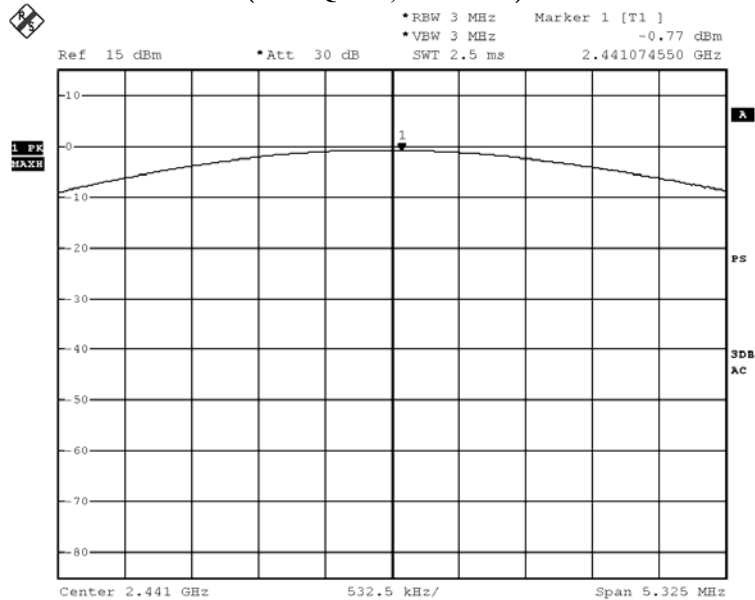
STC Test Report

Date: 2016-08-08

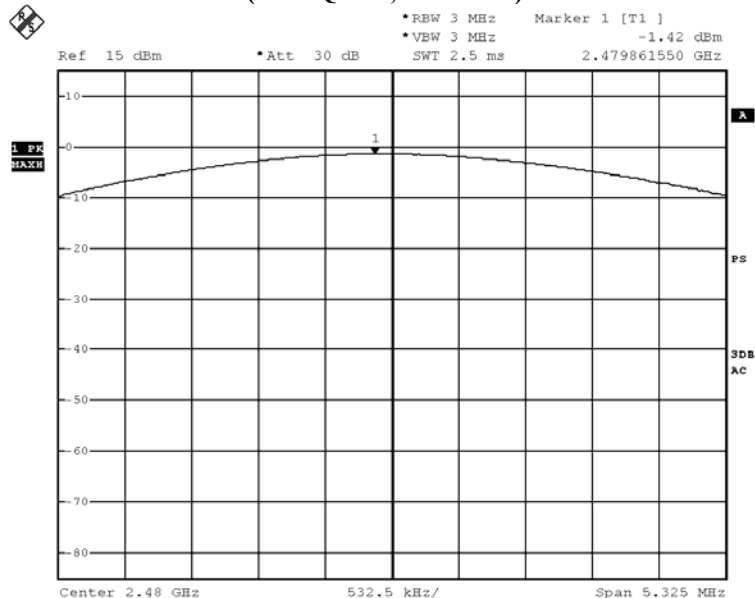
Page 11 of 87

No.: DMA000095

Bluetooth Communication mode ($\pi/4$ DQPSK, 2441MHz)



Bluetooth Communication mode ($\pi/4$ DQPSK, 2480MHz)



The Hong Kong Standards and Testing Centre Ltd.

10 Dai Wang Street, Taipo Industrial Estate, N.T., Hong Kong
Tel: (852) 2666 1888 Fax: (852) 2664 4353 E-mail: hkstc@hkstc.org Homepage: www.stc-group.org

This report shall not be reproduced unless with prior written approval from The Hong Kong Standards and Testing Centre Ltd.
For Conditions of Issuance of this test report, please refer to the overleaf or Homepage



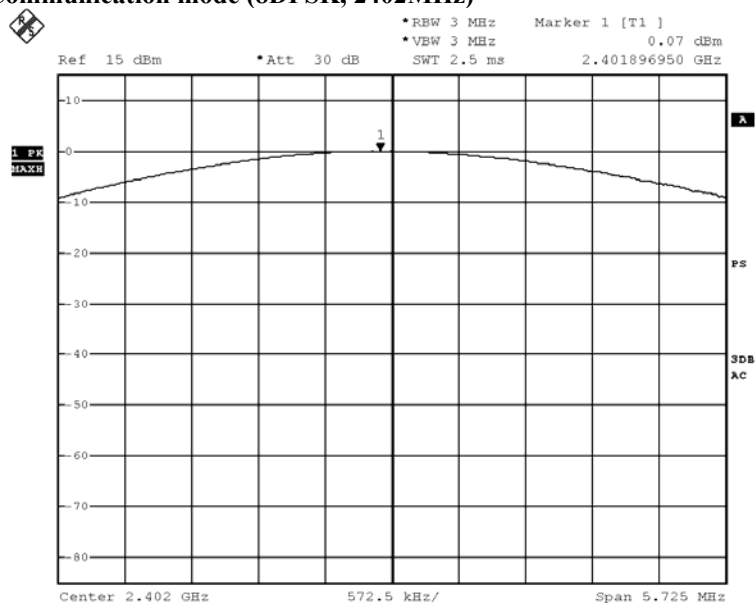
STC Test Report

Date: 2016-08-08

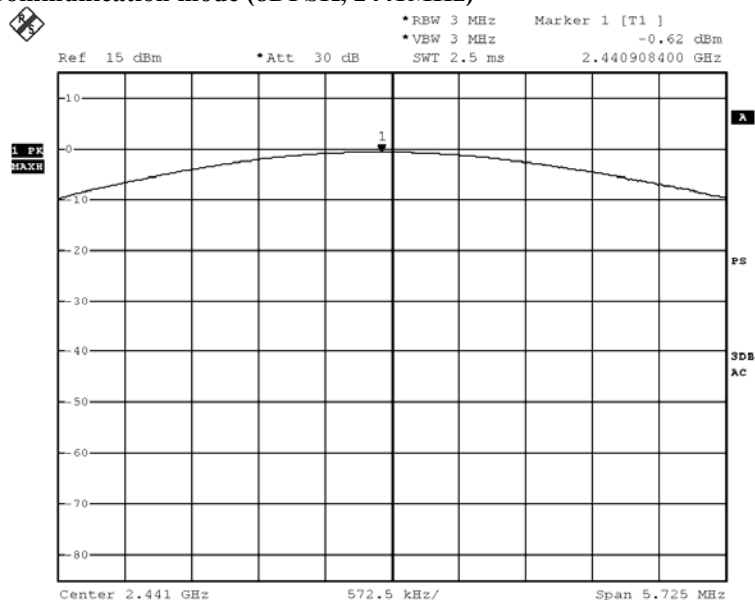
Page 12 of 87

No.: DMA000095

Bluetooth Communication mode (8DPSK, 2402MHz)



Bluetooth Communication mode (8DPSK, 2441MHz)



The Hong Kong Standards and Testing Centre Ltd.

10 Dai Wang Street, Taipo Industrial Estate, N.T., Hong Kong
Tel: (852) 2666 1888 Fax: (852) 2664 4353 E-mail: hkstc@hkstc.org Homepage: www.stc-group.org

This report shall not be reproduced unless with prior written approval from The Hong Kong Standards and Testing Centre Ltd.
For Conditions of Issuance of this test report, please refer to the overleaf or Homepage



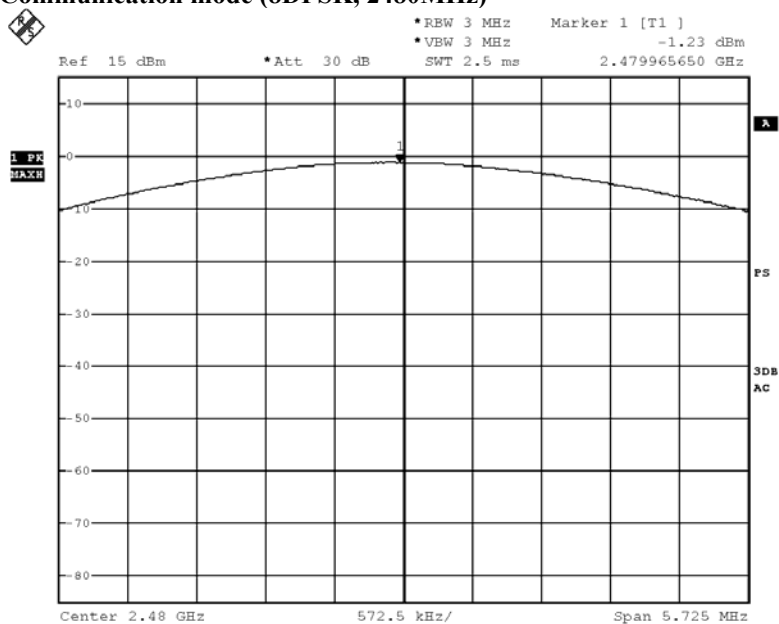
STC Test Report

Date: 2016-08-08

Page 13 of 87

No.: DMA000095

Bluetooth Communication mode (8DPSK, 2480MHz)



The Hong Kong Standards and Testing Centre Ltd.

10 Dai Wang Street, Taipo Industrial Estate, N.T., Hong Kong
Tel: (852) 2666 1888 Fax: (852) 2664 4353 E-mail: hkstc@hkstc.org Homepage: www.stc-group.org

This report shall not be reproduced unless with prior written approval from The Hong Kong Standards and Testing Centre Ltd.
For Conditions of Issuance of this test report, please refer to the overleaf or Homepage



STC Test Report

Date: 2016-08-08
No.: DMA000095

Page 14 of 87

3.1.2 Radiated Spurious Emissions

Test Requirement:	FCC 47CFR 15.209
Test Method:	ANSI C63.10: 2013
Test Date:	2016-08-02
Mode of Operation:	Tx mode / Bluetooth Communication mode

Test Method:

For emission measurements at or below 1 GHz, the sample was placed 0.8m above the ground plane of semi-anechoic Chamber*. For emission measurements above 1 GHz, the sample was placed 1.5m above the ground plane of semi-anechoic Chamber*. Measurements in both horizontal and vertical polarities were performed. During the test, each emission was maximized by: having the EUT continuously working, investigated all operating modes, considered typical configuration to obtain worst position, manipulating interconnecting cables, rotating turntable, varying antenna height from 1m to 4m in both horizontal and vertical polarizations. The emissions worst-case are shown in Test Results of the following pages.

- *: Semi-Anechoic chamber located on the G/F of The Hong Kong Standards and Testing Centre Ltd. with a metal ground plane filed with the FCC pursuant to section 2.948 of the FCC rules, with Registration Number: 607756.

The Hong Kong Standards and Testing Centre Ltd.

10 Dai Wang Street, Taipo Industrial Estate, N.T., Hong Kong
Tel: (852) 2666 1888 Fax: (852) 2664 4353 E-mail: hkstc@hkstc.org Homepage: www.stc-group.org

This report shall not be reproduced unless with prior written approval from The Hong Kong Standards and Testing Centre Ltd.
For Conditions of Issuance of this test report, please refer to the overleaf or Homepage



STC Test Report

Date: 2016-08-08

Page 15 of 87

No.: DMA000095

Spectrum Analyzer Setting:

9KHz – 30MHz (Pk & Av)

RBW: 10kHz
VBW: 30kHz
Sweep: Auto
Span: Fully capture the emissions being measured
Trace: Max. hold

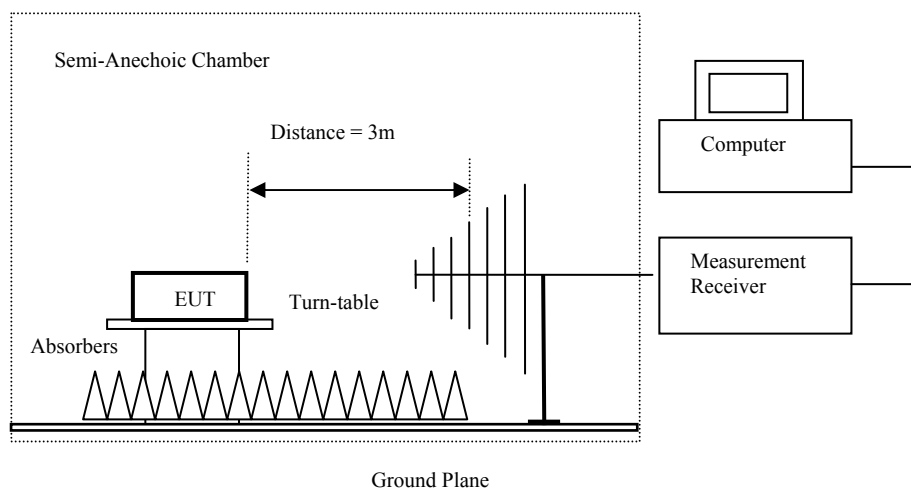
30MHz – 1GHz (QP)

RBW: 120kHz
VBW: 120kHz
Sweep: Auto
Span: Fully capture the emissions being measured
Trace: Max. hold

Above 1GHz (Pk & Av)

RBW: 1MHz
VBW: 3MHz
Sweep: Auto
Span: Fully capture the emissions being measured
Trace: Max. hold

Test Setup:



- Absorbers placed on top of the ground plane are for measurements above 1000MHz only.
- Measurements between 30MHz to 1000MHz made with Bi-log antennas, above 1000MHz horn antennas are used, 9kHz to 30MHz loop antennas are used.

The Hong Kong Standards and Testing Centre Ltd.

10 Dai Wang Street, Taipo Industrial Estate, N.T., Hong Kong
Tel: (852) 2666 1888 Fax: (852) 2664 4353 E-mail: hkstc@hkstc.org Homepage: www.stc-group.org

This report shall not be reproduced unless with prior written approval from The Hong Kong Standards and Testing Centre Ltd.
For Conditions of Issuance of this test report, please refer to the overleaf or Homepage



STC Test Report

Date: 2016-08-08

Page 16 of 87

No.: DMA000095

Limits for Radiated Emissions [FCC 47 CFR 15.209 Class B]:

Frequency Range [MHz]	Quasi-Peak Limits [μV/m]
0.009-0.490	2400/F (kHz)
0.490-1.705	24000/F (kHz)
1.705-30	30
30-88	100
88-216	150
216-960	200
Above960	500

The emission limits shown in the above table are based on measurement employing a CISPR quasi-peak detector and above 1000MHz are based on measurements employing an average detector.

Result of Tx mode (2402.0 MHz) (GFSK mode) (9kHz – 30MHz): Pass

Field Strength of Spurious Emissions Peak Value						
Frequency MHz	Measured Level dBuV	Correction Factor dB/m	Field Strength dBuV/m	Field Strength uV/m	Limit uV/m	E-Field Polarity
Emissions detected are more than 20 dB below the FCC Limits						

Result of Tx mode (2402.0 MHz) (GFSK mode) (Above 1GHz): Pass

Field Strength of Spurious Emissions Peak Value						
Frequency MHz	Measured Level @3m dBμV	Correction Factor dB/m	Field Strength dBμV/m	Limit @3m dBμV/m	Margin dBμV/m	E-Field Polarity
4804.0	16.8	41.5	58.3	74.0	15.7	Vertical
4804.0	12.8	42.4	55.2	74.0	18.8	Horizontal
7206.0	11.3	45.1	56.4	74.0	17.6	Vertical
7206.0	7.6	46.2	53.8	74.0	20.2	Horizontal
9608.0	7.6	48.0	55.6	74.0	18.4	Vertical
9608.0	4.4	48.8	53.2	74.0	20.8	Horizontal
12010.0	2.7	51.8	54.5	74.0	19.5	Vertical
12010.0	0.2	52.4	52.6	74.0	21.4	Horizontal
Emissions detected are more than 20 dB below the FCC Limites beyond 12GHz.						

The Hong Kong Standards and Testing Centre Ltd.

10 Dai Wang Street, Taipo Industrial Estate, N.T., Hong Kong
Tel: (852) 2666 1888 Fax: (852) 2664 4353 E-mail: hkstc@hkstc.org Homepage: www.stc-group.org

This report shall not be reproduced unless with prior written approval from The Hong Kong Standards and Testing Centre Ltd.
For Conditions of Issuance of this test report, please refer to the overleaf or Homepage



STC Test Report

Date: 2016-08-08

Page 17 of 87

No.: DMA000095

Result of Tx mode (2402.0 MHz) (GFSK mode) (Above 1GHz): Pass

Field Strength of Spurious Emissions						
Average Value						
Frequency MHz	Measured Level @3m dBuV	Correction Factor dB/m	Field Strength dBuV/m	Limit @3m dBuV/m	Margin dBuV/m	E-Field Polarity
4804.0	1.6	41.5	43.1	54.0	10.9	Vertical
4804.0	-2.4	42.4	40.0	54.0	14.0	Horizontal
7206.0	-4.0	45.1	41.1	54.0	12.9	Vertical
7206.0	-7.6	46.2	38.6	54.0	15.4	Horizontal
9608.0	-7.5	48.0	40.5	54.0	13.5	Vertical
9608.0	-10.8	48.8	38.0	54.0	16.0	Horizontal
12010.0	-12.7	51.8	39.1	54.0	14.9	Vertical
12010.0	-14.9	52.4	37.5	54.0	16.5	Horizontal
Emissions detected are more than 20 dB below the FCC Limites beyond 12GHz.						

Result of Tx mode (2441.0 MHz) (GFSK mode) (9kHz – 30MHz): Pass

Field Strength of Spurious Emissions						
Peak Value						
Frequency MHz	Measured Level dBuV	Correction Factor dB/m	Field Strength dBuV/m	Field Strength uV/m	Limit uV/m	E-Field Polarity
Emissions detected are more than 20 dB below the FCC Limits						

Result of Tx mode (2441.0 MHz) (GFSK mode) (Above 1GHz): Pass

Field Strength of Spurious Emissions						
Peak Value						
Frequency MHz	Measured Level @3m dBuV	Correction Factor dB/m	Field Strength dBuV/m	Limit @3m dBuV/m	Margin dBuV/m	E-Field Polarity
4882.0	16.3	41.6	57.9	74.0	16.1	Vertical
4882.0	11.7	42.5	54.2	74.0	19.8	Horizontal
7323.0	2.5	53.2	55.7	74.0	18.3	Vertical
7323.0	6.9	46.3	53.2	74.0	20.8	Horizontal
9764.0	7.3	48.1	55.4	74.0	18.6	Vertical
9764.0	3.8	48.9	52.7	74.0	21.3	Horizontal
12205.0	3.1	51.6	54.7	74.0	19.3	Vertical
12205.0	0.6	52.5	53.1	74.0	20.9	Horizontal
Emissions detected are more than 20 dB below the FCC Limites beyond 12GHz.						

The Hong Kong Standards and Testing Centre Ltd.

10 Dai Wang Street, Taipo Industrial Estate, N.T., Hong Kong
Tel: (852) 2666 1888 Fax: (852) 2664 4353 E-mail: hkstc@hkstc.org Homepage: www.stc-group.org

This report shall not be reproduced unless with prior written approval from The Hong Kong Standards and Testing Centre Ltd.
For Conditions of Issuance of this test report, please refer to the overleaf or Homepage



STC Test Report

Date: 2016-08-08

Page 18 of 87

No.: DMA000095

Result of Tx mode (2441.0 MHz) (GFSK mode) (Above 1GHz): Pass

Field Strength of Spurious Emissions						
Average Value						
Frequency MHz	Measured Level @3m dBuV	Correction Factor dB/m	Field Strength dBuV/m	Limit @3m dBuV/m	Margin dBuV/m	E-Field Polarity
4882.0	1.1	41.6	42.7	54.0	11.3	Vertical
4882.0	-3.6	42.5	38.9	54.0	15.1	Horizontal
7323.0	-4.8	45.2	40.4	54.0	13.6	Vertical
7323.0	-8.2	46.3	38.1	54.0	15.9	Horizontal
9764.0	-7.8	48.1	40.3	54.0	13.7	Vertical
9764.0	-11.4	48.9	37.5	54.0	16.5	Horizontal
12205.0	-12.1	51.6	39.5	54.0	14.5	Vertical
12205.0	-14.5	52.5	38.0	54.0	16.0	Horizontal
Emissions detected are more than 20 dB below the FCC Limites beyond 12GHz.						

Result of Tx mode (2480.0 MHz) (GFSK mode) (9kHz – 30MHz): Pass

Field Strength of Spurious Emissions						
Peak Value						
Frequency MHz	Measured Level dBuV	Correction Factor dB/m	Field Strength dBuV/m	Field Strength uV/m	Limit uV/m	E-Field Polarity
Emissions detected are more than 20 dB below the FCC Limits						

Result of Tx mode (2480.0 MHz) (GFSK mode) (Above 1GHz): Pass

Field Strength of Spurious Emissions						
Peak Value						
Frequency MHz	Measured Level @3m dBuV	Correction Factor dB/m	Field Strength dBuV/m	Limit @3m dBuV/m	Margin dBuV/m	E-Field Polarity
4960.0	16.4	41.4	57.8	74.0	16.2	Vertical
4960.0	11.9	42.7	54.6	74.0	19.4	Horizontal
7440.0	9.7	45.6	55.3	74.0	18.7	Vertical
7440.0	6.7	46.5	53.2	74.0	20.8	Horizontal
9920.0	7.1	48.6	55.7	74.0	18.3	Vertical
9920.0	3.6	49.7	53.3	74.0	20.7	Horizontal
12400.0	2.6	51.7	54.3	74.0	19.7	Vertical
12400.0	0	52.7	52.7	74.0	21.3	Horizontal
Emissions detected are more than 20 dB below the FCC Limites beyond 12GHz.						

The Hong Kong Standards and Testing Centre Ltd.

10 Dai Wang Street, Taipo Industrial Estate, N.T., Hong Kong
Tel: (852) 2666 1888 Fax: (852) 2664 4353 E-mail: hkstc@hkstc.org Homepage: www.stc-group.org

This report shall not be reproduced unless with prior written approval from The Hong Kong Standards and Testing Centre Ltd.
For Conditions of Issuance of this test report, please refer to the overleaf or Homepage



STC Test Report

Date: 2016-08-08

Page 19 of 87

No.: DMA000095

Result of Tx mode (2480.0 MHz) (GFSK mode) (Above 1GHz): Pass

Field Strength of Spurious Emissions						
Average Value						
Frequency MHz	Measured Level @3m dBuV	Correction Factor dB/m	Field Strength dBuV/m	Limit @3m dBuV/m	Margin dBuV/m	E-Field Polarity
4960.0	1.3	41.4	42.7	54.0	11.3	Vertical
4960.0	-3.3	42.7	39.4	54.0	14.6	Horizontal
7440.0	-5.6	45.6	40.0	54.0	14.0	Vertical
7440.0	-8.4	46.5	38.1	54.0	15.9	Horizontal
9920.0	-8.1	48.6	40.5	54.0	13.5	Vertical
9920.0	-11.6	49.7	38.1	54.0	15.9	Horizontal
12400.0	-12.7	51.7	39.0	54.0	15.0	Vertical
12400.0	-15.1	52.7	37.6	54.0	16.4	Horizontal
Emissions detected are more than 20 dB below the FCC Limites beyond 12GHz.						

Result of Tx mode (2402.0 MHz) ($\pi/4$ -DQPSK mode) (9kHz – 30MHz): Pass

Field Strength of Spurious Emissions						
Peak Value						
Frequency MHz	Measured Level dBuV	Correction Factor dB/m	Field Strength dBuV/m	Field Strength uV/m	Limit uV/m	E-Field Polarity
Emissions detected are more than 20 dB below the FCC Limits						

Result of Tx mode (2402.0 MHz) ($\pi/4$ -DQPSK mode) (Above 1GHz): Pass

Field Strength of Spurious Emissions						
Peak Value						
Frequency MHz	Measured Level @3m dBuV	Correction Factor dB/m	Field Strength dBuV/m	Limit @3m dBuV/m	Margin dBuV/m	E-Field Polarity
4804.0	16.9	41.5	58.4	74.0	15.6	Vertical
4804.0	12.4	42.4	54.8	74.0	19.2	Horizontal
7206.0	11.1	45.1	56.2	74.0	17.8	Vertical
7206.0	7.2	46.2	53.4	74.0	20.6	Horizontal
9608.0	7.7	48.0	55.7	74.0	18.3	Vertical
9608.0	5.3	48.8	54.1	74.0	19.9	Horizontal
12010.0	3.3	51.8	55.1	74.0	18.9	Vertical
12010.0	0.7	52.4	53.1	74.0	20.9	Horizontal
Emissions detected are more than 20 dB below the FCC Limites beyond 12GHz.						

The Hong Kong Standards and Testing Centre Ltd.

10 Dai Wang Street, Taipo Industrial Estate, N.T., Hong Kong
Tel: (852) 2666 1888 Fax: (852) 2664 4353 E-mail: hkstc@hkstc.org Homepage: www.stc-group.org

This report shall not be reproduced unless with prior written approval from The Hong Kong Standards and Testing Centre Ltd.
For Conditions of Issuance of this test report, please refer to the overleaf or Homepage



STC Test Report

Date: 2016-08-08

Page 20 of 87

No.: DMA000095

Result of Tx mode (2402.0 MHz) ($\pi/4$ -DQPSK mode) (Above 1GHz): Pass

Field Strength of Spurious Emissions Average Value						
Frequency MHz	Measured Level @3m dBuV	Correction Factor dB/m	Field Strength dBuV/m	Limit @3m dBuV/m	Margin dBuV/m	E-Field Polarity
4804.0	1.7	41.5	43.2	54.0	10.8	Vertical
4804.0	-2.8	42.4	39.6	54.0	14.4	Horizontal
7206.0	-4.2	45.1	40.9	54.0	13.1	Vertical
7206.0	-7.9	46.2	38.3	54.0	15.7	Horizontal
9608.0	-7.5	48.0	40.5	54.0	13.5	Vertical
9608.0	-10.0	48.8	38.8	54.0	15.2	Horizontal
12010.0	-12.0	51.8	39.8	54.0	14.2	Vertical
12010.0	-14.4	52.4	38.0	54.0	16.0	Horizontal
Emissions detected are more than 20 dB below the FCC Limites beyond 12GHz.						

Result of Tx mode (2441.0 MHz) ($\pi/4$ -DQPSK mode) (9kHz – 30MHz): Pass

Field Strength of Spurious Emissions Peak Value						
Frequency MHz	Measured Level dBuV	Correction Factor dB/m	Field Strength dBuV/m	Field Strength uV/m	Limit uV/m	E-Field Polarity
Emissions detected are more than 20 dB below the FCC Limits						

Result of Tx mode (2441.0 MHz) ($\pi/4$ -DQPSK mode) (Above 1GHz): Pass

Field Strength of Spurious Emissions Peak Value						
Frequency MHz	Measured Level @3m dBuV	Correction Factor dB/m	Field Strength dBuV/m	Limit @3m dBuV/m	Margin dBuV/m	E-Field Polarity
4882.0	16.2	41.6	57.8	74.0	16.2	Vertical
4882.0	11.8	42.5	54.3	74.0	19.7	Horizontal
7323.0	2.0	53.2	55.2	74.0	18.8	Vertical
7323.0	7.2	46.3	53.5	74.0	20.5	Horizontal
9764.0	7.9	48.1	56.0	74.0	18.0	Vertical
9764.0	4.3	48.9	53.2	74.0	20.8	Horizontal
12205.0	2.8	51.6	54.4	74.0	19.6	Vertical
12205.0	1.2	52.5	53.7	74.0	20.3	Horizontal
Emissions detected are more than 20 dB below the FCC Limites beyond 12GHz.						

The Hong Kong Standards and Testing Centre Ltd.

10 Dai Wang Street, Taipo Industrial Estate, N.T., Hong Kong
Tel: (852) 2666 1888 Fax: (852) 2664 4353 E-mail: hkstc@hkstc.org Homepage: www.stc-group.org

This report shall not be reproduced unless with prior written approval from The Hong Kong Standards and Testing Centre Ltd.
For Conditions of Issuance of this test report, please refer to the overleaf or Homepage



STC Test Report

Date: 2016-08-08

Page 21 of 87

No.: DMA000095

Result of Tx mode (2441.0 MHz) ($\pi/4$ -DQPSK mode) (Above 1GHz): Pass

Field Strength of Spurious Emissions Average Value						
Frequency MHz	Measured Level @3m dBuV	Correction Factor dB/m	Field Strength dBuV/m	Limit @3m dBuV/m	Margin dBuV/m	E-Field Polarity
4882.0	1.0	41.6	42.6	54.0	11.4	Vertical
4882.0	-3.4	42.5	39.1	54.0	14.9	Horizontal
7323.0	-5.3	45.2	39.9	54.0	14.1	Vertical
7323.0	-8.3	46.3	38.0	54.0	16.0	Horizontal
9764.0	-7.2	48.1	40.9	54.0	13.1	Vertical
9764.0	-10.9	48.9	38.0	54.0	16.0	Horizontal
12205.0	-12.4	51.6	39.2	54.0	14.8	Vertical
12205.0	-13.9	52.5	38.6	54.0	15.4	Horizontal
Emissions detected are more than 20 dB below the FCC Limites beyond 12GHz.						

Result of Tx mode (2480.0 MHz) ($\pi/4$ -DQPSK mode) (9kHz – 30MHz): Pass

Field Strength of Spurious Emissions Peak Value						
Frequency MHz	Measured Level dBuV	Correction Factor dB/m	Field Strength dBuV/m	Field Strength uV/m	Limit uV/m	E-Field Polarity
Emissions detected are more than 20 dB below the FCC Limits						

Result of Tx mode (2480.0 MHz) ($\pi/4$ -DQPSK mode) (Above 1GHz): Pass

Field Strength of Spurious Emissions Peak Value						
Frequency MHz	Measured Level @3m dBuV	Correction Factor dB/m	Field Strength dBuV/m	Limit @3m dBuV/m	Margin dBuV/m	E-Field Polarity
4960.0	16.2	41.4	57.6	74.0	16.4	Vertical
4960.0	12.4	42.7	55.1	74.0	18.9	Horizontal
7440.0	10.0	45.6	55.6	74.0	18.4	Vertical
7440.0	7.6	46.5	54.1	74.0	19.9	Horizontal
9920.0	7.1	48.6	55.7	74.0	18.3	Vertical
9920.0	4.9	49.7	54.6	74.0	19.4	Horizontal
12400.0	2.7	51.7	54.4	74.0	19.6	Vertical
12400.0	0.5	52.7	53.2	74.0	20.8	Horizontal
Emissions detected are more than 20 dB below the FCC Limites beyond 12GHz.						

The Hong Kong Standards and Testing Centre Ltd.

10 Dai Wang Street, Taipo Industrial Estate, N.T., Hong Kong
Tel: (852) 2666 1888 Fax: (852) 2664 4353 E-mail: hkstc@hkstc.org Homepage: www.stc-group.org

This report shall not be reproduced unless with prior written approval from The Hong Kong Standards and Testing Centre Ltd.
For Conditions of Issuance of this test report, please refer to the overleaf or Homepage



STC Test Report

Date: 2016-08-08

Page 22 of 87

No.: DMA000095

Result of Tx mode (2480.0 MHz) ($\pi/4$ -DQPSK mode) (Above 1GHz): Pass

Field Strength of Spurious Emissions						
Average Value						
Frequency MHz	Measured Level @3m dBuV	Correction Factor dB/m	Field Strength dBuV/m	Limit @3m dBuV/m	Margin dBuV/m	E-Field Polarity
4960.0	1.1	41.4	42.5	54.0	11.5	Vertical
4960.0	-2.9	42.7	39.8	54.0	14.2	Horizontal
7440.0	-5.3	45.6	40.3	54.0	13.7	Vertical
7440.0	-7.5	46.5	39.0	54.0	15.0	Horizontal
9920.0	-8.0	48.6	40.6	54.0	13.4	Vertical
9920.0	-10.3	49.7	39.4	54.0	14.6	Horizontal
12400.0	-12.6	51.7	39.1	54.0	14.9	Vertical
12400.0	-14.6	52.7	38.1	54.0	15.9	Horizontal
Emissions detected are more than 20 dB below the FCC Limites beyond 12GHz.						

Result of Tx mode (2402.0 MHz) (8DPSK mode) (9kHz – 30MHz): Pass

Field Strength of Spurious Emissions						
Peak Value						
Frequency MHz	Measured Level dBuV	Correction Factor dB/m	Field Strength dBuV/m	Field Strength uV/m	Limit uV/m	E-Field Polarity
Emissions detected are more than 20 dB below the FCC Limits						

Result of Tx mode (2402.0 MHz) (8DPSK mode) (Above 1GHz): Pass

Field Strength of Spurious Emissions						
Peak Value						
Frequency MHz	Measured Level @3m dBuV	Correction Factor dB/m	Field Strength dBuV/m	Limit @3m dBuV/m	Margin dBuV/m	E-Field Polarity
4804.0	16.6	41.5	58.1	74.0	15.9	Vertical
4804.0	12.7	42.4	55.1	74.0	18.9	Horizontal
7206.0	11.2	45.1	56.3	74.0	17.7	Vertical
7206.0	6.6	46.2	52.8	74.0	21.2	Horizontal
9608.0	7.5	48.0	55.5	74.0	18.5	Vertical
9608.0	4.4	48.8	53.2	74.0	20.8	Horizontal
12010.0	3.0	51.8	54.8	74.0	19.2	Vertical
12010.0	0.3	52.4	52.7	74.0	21.3	Horizontal
Emissions detected are more than 20 dB below the FCC Limites beyond 12GHz.						

The Hong Kong Standards and Testing Centre Ltd.

10 Dai Wang Street, Taipo Industrial Estate, N.T., Hong Kong
Tel: (852) 2666 1888 Fax: (852) 2664 4353 E-mail: hkstc@hkstc.org Homepage: www.stc-group.org

This report shall not be reproduced unless with prior written approval from The Hong Kong Standards and Testing Centre Ltd.
For Conditions of Issuance of this test report, please refer to the overleaf or Homepage



STC Test Report

Date: 2016-08-08

Page 23 of 87

No.: DMA000095

Result of Tx mode (2402.0 MHz) (8DPSK mode) (Above 1GHz): Pass

Field Strength of Spurious Emissions						
Average Value						
Frequency MHz	Measured Level @3m dBuV	Correction Factor dB/m	Field Strength dBuV/m	Limit @3m dBuV/m	Margin dBuV/m	E-Field Polarity
4804.0	1.4	41.5	42.9	54.0	11.1	Vertical
4804.0	-2.5	42.4	39.9	54.0	14.1	Horizontal
7206.0	-4.1	45.1	41.0	54.0	13.0	Vertical
7206.0	-8.6	46.2	37.6	54.0	16.4	Horizontal
9608.0	-7.7	48.0	40.3	54.0	13.7	Vertical
9608.0	-10.9	48.8	37.9	54.0	16.1	Horizontal
12010.0	-12.3	51.8	39.5	54.0	14.5	Vertical
12010.0	-14.8	52.4	37.6	54.0	16.4	Horizontal
Emissions detected are more than 20 dB below the FCC Limites beyond 12GHz.						

Result of Tx mode (2441.0 MHz) (8DPSK mode) (9kHz – 30MHz): Pass

Field Strength of Spurious Emissions						
Peak Value						
Frequency MHz	Measured Level dBuV	Correction Factor dB/m	Field Strength dBuV/m	Field Strength uV/m	Limit uV/m	E-Field Polarity
Emissions detected are more than 20 dB below the FCC Limits						

Result of Tx mode (2441.0 MHz) (8DPSK mode) (Above 1GHz): Pass

Field Strength of Spurious Emissions						
Peak Value						
Frequency MHz	Measured Level @3m dBuV	Correction Factor dB/m	Field Strength dBuV/m	Limit @3m dBuV/m	Margin dBuV/m	E-Field Polarity
4882.0	16.0	41.6	57.6	74.0	16.4	Vertical
4882.0	12.1	42.5	54.6	74.0	19.4	Horizontal
7323.0	2.2	53.2	55.4	74.0	18.6	Vertical
7323.0	6.4	46.3	52.7	74.0	21.3	Horizontal
9764.0	7.3	48.1	55.4	74.0	18.6	Vertical
9764.0	3.9	48.9	52.8	74.0	21.2	Horizontal
12205.0	3.1	51.6	54.7	74.0	19.3	Vertical
12205.0	0.2	52.5	52.7	74.0	21.3	Horizontal
Emissions detected are more than 20 dB below the FCC Limites beyond 12GHz.						

The Hong Kong Standards and Testing Centre Ltd.

10 Dai Wang Street, Taipo Industrial Estate, N.T., Hong Kong
Tel: (852) 2666 1888 Fax: (852) 2664 4353 E-mail: hkstc@hkstc.org Homepage: www.stc-group.org

This report shall not be reproduced unless with prior written approval from The Hong Kong Standards and Testing Centre Ltd.
For Conditions of Issuance of this test report, please refer to the overleaf or Homepage



STC Test Report

Date: 2016-08-08

Page 24 of 87

No.: DMA000095

Result of Tx mode (2441.0 MHz) (8DPSK mode) (Above 1GHz): Pass

Field Strength of Spurious Emissions						
Average Value						
Frequency MHz	Measured Level @3m dBuV	Correction Factor dB/m	Field Strength dBuV/m	Limit @3m dBuV/m	Margin dBuV/m	E-Field Polarity
4882.0	0.9	41.6	42.5	54.0	11.5	Vertical
4882.0	-3.1	42.5	39.4	54.0	14.6	Horizontal
7323.0	-5.1	45.2	40.1	54.0	13.9	Vertical
7323.0	-8.7	46.3	37.6	54.0	16.4	Horizontal
9764.0	-7.8	48.1	40.3	54.0	13.7	Vertical
9764.0	-11.3	48.9	37.6	54.0	16.4	Horizontal
12205.0	-12.0	51.6	39.6	54.0	14.4	Vertical
12205.0	-14.9	52.5	37.6	54.0	16.4	Horizontal
Emissions detected are more than 20 dB below the FCC Limites beyond 12GHz.						

Result of Tx mode (2480.0 MHz) (8DPSK mode) (9kHz – 30MHz): Pass

Field Strength of Spurious Emissions						
Peak Value						
Frequency MHz	Measured Level dBuV	Correction Factor dB/m	Field Strength dBuV/m	Field Strength uV/m	Limit uV/m	E-Field Polarity
Emissions detected are more than 20 dB below the FCC Limits						

Result of Tx mode (2480.0 MHz) (8DPSK mode) (Above 1GHz): Pass

Field Strength of Spurious Emissions						
Peak Value						
Frequency MHz	Measured Level @3m dBuV	Correction Factor dB/m	Field Strength dBuV/m	Limit @3m dBuV/m	Margin dBuV/m	E-Field Polarity
4960.0	16.4	41.4	57.8	74.0	16.2	Vertical
4960.0	12.2	42.7	54.9	74.0	19.1	Horizontal
7440.0	9.9	45.6	55.5	74.0	18.5	Vertical
7440.0	6.7	46.5	53.2	74.0	20.8	Horizontal
9920.0	6.8	48.6	55.4	74.0	18.6	Vertical
9920.0	3.7	49.7	53.4	74.0	20.6	Horizontal
12400.0	2.6	51.7	54.3	74.0	19.7	Vertical
12400.0	0.1	52.7	52.8	74.0	21.2	Horizontal
Emissions detected are more than 20 dB below the FCC Limites beyond 12GHz.						

The Hong Kong Standards and Testing Centre Ltd.

10 Dai Wang Street, Taipo Industrial Estate, N.T., Hong Kong
Tel: (852) 2666 1888 Fax: (852) 2664 4353 E-mail: hkstc@hkstc.org Homepage: www.stc-group.org

This report shall not be reproduced unless with prior written approval from The Hong Kong Standards and Testing Centre Ltd.
For Conditions of Issuance of this test report, please refer to the overleaf or Homepage



STC Test Report

Date: 2016-08-08

Page 25 of 87

No.: DMA000095

Result of Tx mode (2480.0 MHz) (8DPSK mode) (Above 1GHz): Pass

Field Strength of Spurious Emissions Average Value						
Frequency MHz	Measured Level @3m dBuV	Correction Factor dB/m	Field Strength dBuV/m	Limit @3m dBuV/m	Margin dBuV/m	E-Field Polarity
4960.0	1.3	41.4	42.7	54.0	11.3	Vertical
4960.0	-3.0	42.7	39.7	54.0	14.3	Horizontal
7440.0	-5.4	45.6	40.2	54.0	13.8	Vertical
7440.0	-8.4	46.5	38.1	54.0	15.9	Horizontal
9920.0	-8.3	48.6	40.3	54.0	13.7	Vertical
9920.0	-11.5	49.7	38.2	54.0	15.8	Horizontal
12400.0	-12.7	51.7	39.0	54.0	15.0	Vertical
12400.0	-15.0	52.7	37.7	54.0	16.3	Horizontal
Emissions detected are more than 20 dB below the FCC Limites beyond 12GHz.						

Remarks:

- * Denotes restricted band of operation.
Measurements were made using a peak detector. Any emission less than 1000MHz and falling within the restricted bands of FCC Rules Part 15 Section 15.205 and the limits of FCC Rules Part 15 Section 15.209 were applied.

Correction Factor included Antenna Factor and Cable Attenuation.

Calculated measurement uncertainty: (9kHz-30MHz): 2.0dB
(30MHz -1GHz): 4.9dB
(1GHz -6GHz): 4.02dB
(6GHz -26.5GHz): 4.03dB

Emissions in the vertical and horizontal polarizations have been investigated and the worst-case test results are recorded in this report.

The Hong Kong Standards and Testing Centre Ltd.

10 Dai Wang Street, Taipo Industrial Estate, N.T., Hong Kong
Tel: (852) 2666 1888 Fax: (852) 2664 4353 E-mail: hkstc@hkstc.org Homepage: www.stc-group.org

This report shall not be reproduced unless with prior written approval from The Hong Kong Standards and Testing Centre Ltd.
For Conditions of Issuance of this test report, please refer to the overleaf or Homepage



STC Test Report

Date: 2016-08-08

Page 26 of 87

No.: DMA000095

Radiated Emissions Measurement:

Limit :

In any 100 kHz bandwidth outside the frequency band in which the spread spectrum or digitally modulated intentional radiator is operating, the radio frequency power that is produced by the intentional radiator shall be at least 20 dB below that in the 100 kHz bandwidth within the band that contains the highest level of the desired power, based on either an RF conducted or a radiated measurement. Attenuation below the general limits specified in Section 15.209(a) is not required. In addition, radiated emissions which fall in the restricted bands, as defined in Section 15.205(a), must also comply with the radiated emission limits specified in Section 15.209(a) (see Section 5.205(c)).

Result: Band-edge Compliance of RF Radiated Emissions (GFSK Lowest)

Field Strength of Band-edge Compliance Peak Value						
Frequency MHz	Measured Level @3m dBμV	Correction Factor dB/m	Field Strength dBμV/m	Limit @3m dBμV/m	Margin dBμV/m	E-Field Polarity
2390.0	10.9	36.8	47.7	74.0	26.3	Vertical
2390.0	8.2	36.4	44.6	74.0	29.4	Horizontal

Field Strength of Band-edge Compliance Average Value						
Frequency MHz	Measured Level @3m dBμV	Correction Factor dB/m	Field Strength dBμV/m	Limit @3m dBμV/m	Margin dBμV/m	E-Field Polarity
2390.0	0.5	36.8	37.3	54.0	16.7	Vertical
2390.0	-2.3	36.4	34.1	54.0	19.9	Horizontal

Result: Band-edge Compliance of RF Radiated Emissions (GFSK Highest)

Field Strength of Band-edge Compliance Peak Value						
Frequency MHz	Measured Level @3m dBμV	Correction Factor dB/m	Field Strength dBμV/m	Limit @3m dBμV/m	Margin dBμV/m	E-Field Polarity
2483.5	10.1	36.8	46.9	74.0	27.1	Vertical
2483.5	7.2	36.4	43.6	74.0	30.4	Horizontal

Field Strength of Band-edge Compliance Average Value						
Frequency MHz	Measured Level @3m dBμV	Correction Factor dB/m	Field Strength dBμV/m	Limit @3m dBμV/m	Margin dBμV/m	E-Field Polarity
2483.5	-0.1	36.8	36.7	54.0	17.3	Vertical
2483.5	-3.0	36.4	33.4	54.0	20.6	Horizontal

The Hong Kong Standards and Testing Centre Ltd.

10 Dai Wang Street, Taipo Industrial Estate, N.T., Hong Kong
Tel: (852) 2666 1888 Fax: (852) 2664 4353 E-mail: hkstc@hkstc.org Homepage: www.stc-group.org

This report shall not be reproduced unless with prior written approval from The Hong Kong Standards and Testing Centre Ltd.
For Conditions of Issuance of this test report, please refer to the overleaf or Homepage



STC Test Report

Date: 2016-08-08

Page 27 of 87

No.: DMA000095

Radiated Emissions Measurement:

Limit :

In any 100 kHz bandwidth outside the frequency band in which the spread spectrum or digitally modulated intentional radiator is operating, the radio frequency power that is produced by the intentional radiator shall be at least 20 dB below that in the 100 kHz bandwidth within the band that contains the highest level of the desired power, based on either an RF conducted or a radiated measurement. Attenuation below the general limits specified in Section 15.209(a) is not required. In addition, radiated emissions which fall in the restricted bands, as defined in Section 15.205(a), must also comply with the radiated emission limits specified in Section 15.209(a) (see Section 5.205(c)).

Result: Band-edge Compliance of RF Radiated Emissions ($\pi/4$ -DQPSK Lowest)

Field Strength of Band-edge Compliance Peak Value						
Frequency MHz	Measured Level @3m dB μ V	Correction Factor dB/m	Field Strength dB μ V/m	Limit @3m dB μ V/m	Margin dB μ V/m	E-Field Polarity
2390.0	11.5	36.8	48.3	74.0	25.7	Vertical
2390.0	9.4	36.4	45.8	74.0	28.2	Horizontal

Field Strength of Band-edge Compliance Average Value						
Frequency MHz	Measured Level @3m dB μ V	Correction Factor dB/m	Field Strength dB μ V/m	Limit @3m dB μ V/m	Margin dB μ V/m	E-Field Polarity
2390.0	1.1	36.8	37.9	54.0	16.1	Vertical
2390.0	1.2	36.4	37.6	54.0	16.4	Horizontal

Result: Band-edge Compliance of RF Radiated Emissions ($\pi/4$ -DQPSK Highest)

Field Strength of Band-edge Compliance Peak Value						
Frequency MHz	Measured Level @3m dB μ V	Correction Factor dB/m	Field Strength dB μ V/m	Limit @3m dB μ V/m	Margin dB μ V/m	E-Field Polarity
2483.5	10.3	36.8	47.1	74.0	26.9	Vertical
2483.5	7.2	36.4	43.6	74.0	30.4	Horizontal

Field Strength of Band-edge Compliance Average Value						
Frequency MHz	Measured Level @3m dB μ V	Correction Factor dB/m	Field Strength dB μ V/m	Limit @3m dB μ V/m	Margin dB μ V/m	E-Field Polarity
2483.5	0.1	36.8	36.9	54.0	17.1	Vertical
2483.5	-3.0	36.4	33.4	54.0	20.6	Horizontal

The Hong Kong Standards and Testing Centre Ltd.

10 Dai Wang Street, Taipo Industrial Estate, N.T., Hong Kong
Tel: (852) 2666 1888 Fax: (852) 2664 4353 E-mail: hkstc@hkstc.org Homepage: www.stc-group.org

This report shall not be reproduced unless with prior written approval from The Hong Kong Standards and Testing Centre Ltd.
For Conditions of Issuance of this test report, please refer to the overleaf or Homepage



STC Test Report

Date: 2016-08-08

Page 28 of 87

No.: DMA000095

Radiated Emissions Measurement:

Limit :

In any 100 kHz bandwidth outside the frequency band in which the spread spectrum or digitally modulated intentional radiator is operating, the radio frequency power that is produced by the intentional radiator shall be at least 20 dB below that in the 100 kHz bandwidth within the band that contains the highest level of the desired power, based on either an RF conducted or a radiated measurement. Attenuation below the general limits specified in Section 15.209(a) is not required. In addition, radiated emissions which fall in the restricted bands, as defined in Section 15.205(a), must also comply with the radiated emission limits specified in Section 15.209(a) (see Section 5.205(c)).

Result: Band-edge Compliance of RF Radiated Emissions (8DPSK Lowest)

Field Strength of Band-edge Compliance Peak Value						
Frequency MHz	Measured Level @3m dBμV	Correction Factor dB/m	Field Strength dBμV/m	Limit @3m dBμV/m	Margin dBμV/m	E-Field Polarity
2390.0	11.9	36.8	48.7	74.0	25.3	Vertical
2390.0	9.8	36.4	46.2	74.0	27.8	Horizontal

Field Strength of Band-edge Compliance Average Value						
Frequency MHz	Measured Level @3m dBμV	Correction Factor dB/m	Field Strength dBμV/m	Limit @3m dBμV/m	Margin dBμV/m	E-Field Polarity
2390.0	1.5	36.8	38.3	54.0	15.7	Vertical
2390.0	-0.7	36.4	35.7	54.0	18.3	Horizontal

Result: Band-edge Compliance of RF Radiated Emissions (8DPSK Highest)

Field Strength of Band-edge Compliance Peak Value						
Frequency MHz	Measured Level @3m dBμV	Correction Factor dB/m	Field Strength dBμV/m	Limit @3m dBμV/m	Margin dBμV/m	E-Field Polarity
2483.5	10.0	36.8	46.8	74.0	27.2	Vertical
2483.5	6.2	36.4	42.6	74.0	31.4	Horizontal

Field Strength of Band-edge Compliance Average Value						
Frequency MHz	Measured Level @3m dBμV	Correction Factor dB/m	Field Strength dBμV/m	Limit @3m dBμV/m	Margin dBμV/m	E-Field Polarity
2483.5	-0.2	36.8	36.6	54.0	17.4	Vertical
2483.5	-4.1	36.4	32.3	54.0	21.7	Horizontal

The Hong Kong Standards and Testing Centre Ltd.

10 Dai Wang Street, Taipo Industrial Estate, N.T., Hong Kong
Tel: (852) 2666 1888 Fax: (852) 2664 4353 E-mail: hkstc@hkstc.org Homepage: www.stc-group.org

This report shall not be reproduced unless with prior written approval from The Hong Kong Standards and Testing Centre Ltd.
For Conditions of Issuance of this test report, please refer to the overleaf or Homepage



STC Test Report

Date: 2016-08-08

Page 29 of 87

No.: DMA000095

Limits for Radiated Emissions [FCC 47 CFR 15.209 Class B]:

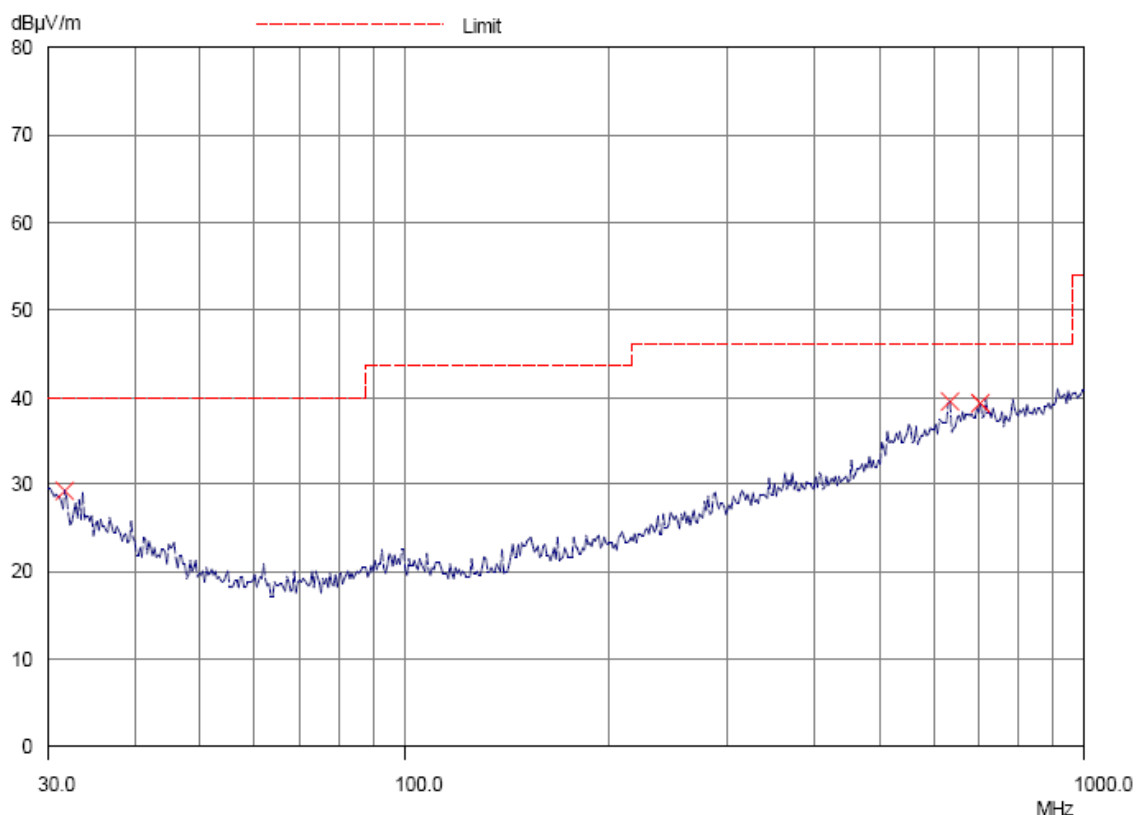
Frequency Range	Quasi-Peak Limits
[MHz]	[μ V/m]
0.009-0.490	2400/F (kHz)
0.490-1.705	24000/F (kHz)
1.705-30	30
30-88	100
88-216	150
216-960	200
Above960	500

The emission limits shown in the above table are based on measurement employing a CISPR quasi-peak detector and above 1000MHz are based on measurements employing an average detector.

Result of Bluetooth Communication mode (2402MHz, GFSK) (30MHz – 1GHz): Pass

Please refer to the following table for result details(The data is the worst cases)

Horizontal



The Hong Kong Standards and Testing Centre Ltd.

10 Dai Wang Street, Taipo Industrial Estate, N.T., Hong Kong
Tel: (852) 2666 1888 Fax: (852) 2664 4353 E-mail: hkstc@hkstc.org Homepage: www.stc-group.org

This report shall not be reproduced unless with prior written approval from The Hong Kong Standards and Testing Centre Ltd.
For Conditions of Issuance of this test report, please refer to the overleaf or Homepage



STC Test Report

Date: 2016-08-08

Page 30 of 87

No.: DMA000095

Result of Bluetooth Communication mode (2402MHz, GFSK) (30MHz – 1GHz): Pass

Radiated Emissions Quasi-Peak					
Emission Frequency MHz	E-Field Polarity	Level @3m dBμV/m	Limit @3m dBμV/m	Level @3m μV/m	Limit @3m μV/m
31.5	Horizontal	29.2	40.0	28.8	100
633.9	Horizontal	37.4	46.0	74.1	200
701.7	Horizontal	37.9	46.0	78.5	200

The Hong Kong Standards and Testing Centre Ltd.

10 Dai Wang Street, Taipo Industrial Estate, N.T., Hong Kong
Tel: (852) 2666 1888 Fax: (852) 2664 4353 E-mail: hkstc@hkstc.org Homepage: www.stc-group.org

This report shall not be reproduced unless with prior written approval from The Hong Kong Standards and Testing Centre Ltd.
For Conditions of Issuance of this test report, please refer to the overleaf or Homepage



STC Test Report

Date: 2016-08-08

Page 31 of 87

No.: DMA000095

Limits for Radiated Emissions [FCC 47 CFR 15.209 Class B]:

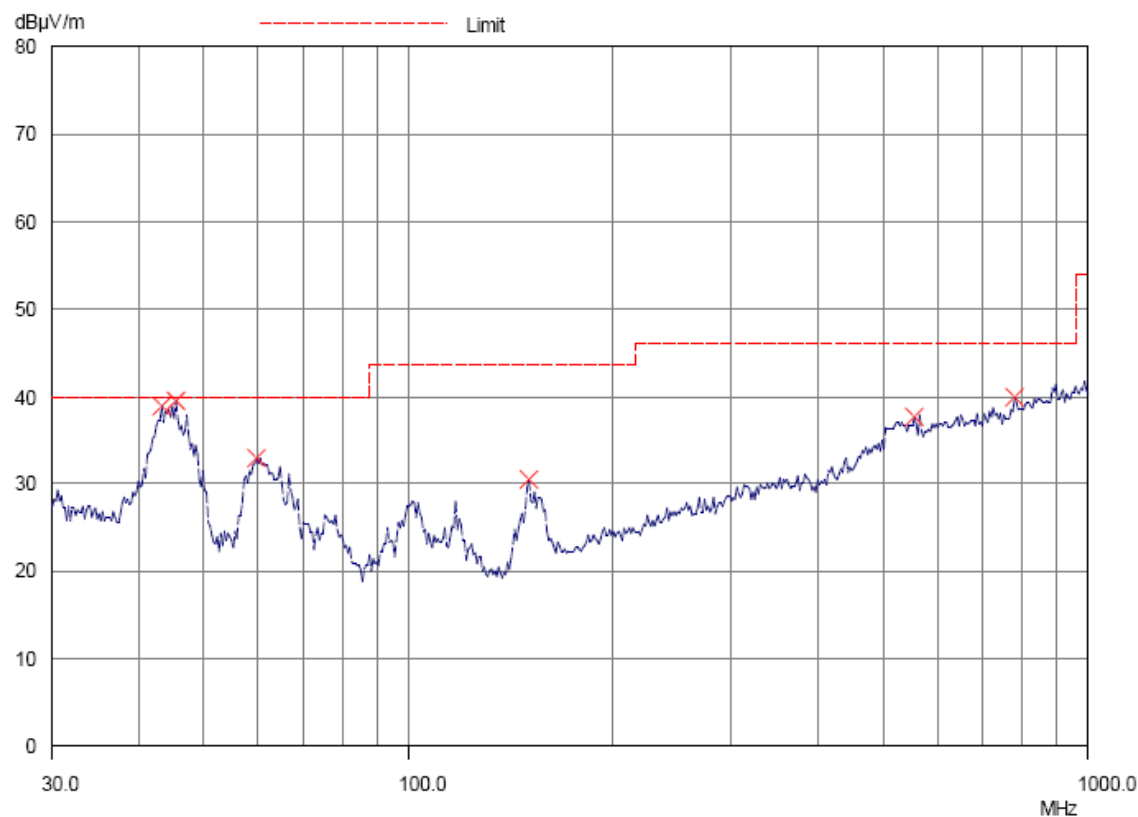
Frequency Range	Quasi-Peak Limits
[MHz]	[$\mu\text{V/m}$]
0.009-0.490	2400/F (kHz)
0.490-1.705	24000/F (kHz)
1.705-30	30
30-88	100
88-216	150
216-960	200
Above960	500

The emission limits shown in the above table are based on measurement employing a CISPR quasi-peak detector and above 1000MHz are based on measurements employing an average detector.

Result of Bluetooth Communication mode (2402MHz, GFSK) (30MHz – 1GHz): Pass

Please refer to the following table for result details(The data is the worst cases)

Vertical



The Hong Kong Standards and Testing Centre Ltd.

10 Dai Wang Street, Taipo Industrial Estate, N.T., Hong Kong
Tel: (852) 2666 1888 Fax: (852) 2664 4353 E-mail: hkstc@hkstc.org Homepage: www.stc-group.org

This report shall not be reproduced unless with prior written approval from The Hong Kong Standards and Testing Centre Ltd.
For Conditions of Issuance of this test report, please refer to the overleaf or Homepage



STC Test Report

Date: 2016-08-08

Page 32 of 87

No.: DMA000095

Result of Bluetooth Communication mode (2402MHz, GFSK) (30MHz – 1GHz): Pass

Radiated Emissions Quasi-Peak					
Emission Frequency MHz	E-Field Polarity	Level @3m dB μ V/m	Limit @3m dB μ V/m	Level @3m μ V/m	Limit @3m μ V/m
43.3	Vertical	35.8	40.0	61.7	100
45.6	Vertical	36.4	40.0	66.1	100
59.8	Vertical	32.8	40.0	43.7	100
150.2	Vertical	30.6	43.5	33.9	150
553.1	Vertical	37.7	46.0	76.7	200
779.3	Vertical	36.8	46.0	69.2	200

Remarks:

Calculated measurement uncertainty (30MHz – 1GHz): 4.9dB

Emissions in the vertical and horizontal polarizations have been investigated and the worst-case test results are recorded in this report.

The Hong Kong Standards and Testing Centre Ltd.

10 Dai Wang Street, Taipo Industrial Estate, N.T., Hong Kong
Tel: (852) 2666 1888 Fax: (852) 2664 4353 E-mail: hkstc@hkstc.org Homepage: www.stc-group.org

This report shall not be reproduced unless with prior written approval from The Hong Kong Standards and Testing Centre Ltd.
For Conditions of Issuance of this test report, please refer to the overleaf or Homepage



STC Test Report

Date: 2016-08-08
No.: DMA000095

Page 33 of 87

3.1.3 AC Mains Conducted Emissions (0.15MHz to 30MHz)

Test Requirement:	FCC 47CFR 15.207
Test Method:	ANSI C63.10: 2013
Test Date:	2016-08-02
Mode of Operation:	Bluetooth Communication mode
Test Voltage:	120Va.c. 60Hz

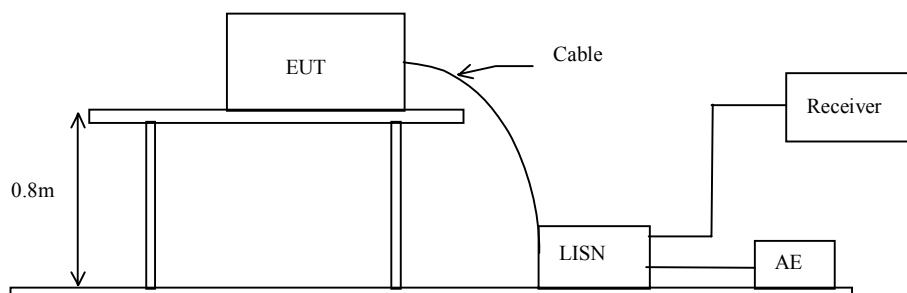
Test Method:

The test was performed in accordance with ANSI C63.10: 2013, with the following: an initial measurement was performed in peak and average detection mode on the live line, any emissions recorded within 30dB of the relevant limit line were re-measured using quasi-peak and average detection on the live and neutral lines with the worst case recorded in the table of results.

Receiver Setting:

Bandw. = 9 kHz, Meas. Time= 10.0 ms, Step Width = 5.0kHz
Detector = MaxPeak and CISPR AV

Test Setup:



The Hong Kong Standards and Testing Centre Ltd.

10 Dai Wang Street, Taipo Industrial Estate, N.T., Hong Kong
Tel: (852) 2666 1888 Fax: (852) 2664 4353 E-mail: hkstc@hkstc.org Homepage: www.stc-group.org

This report shall not be reproduced unless with prior written approval from The Hong Kong Standards and Testing Centre Ltd.
For Conditions of Issuance of this test report, please refer to the overleaf or Homepage



STC Test Report

Date: 2016-08-08

Page 34 of 87

No.: DMA000095

Limit for Conducted Emissions (FCC 47 CFR 15.207):

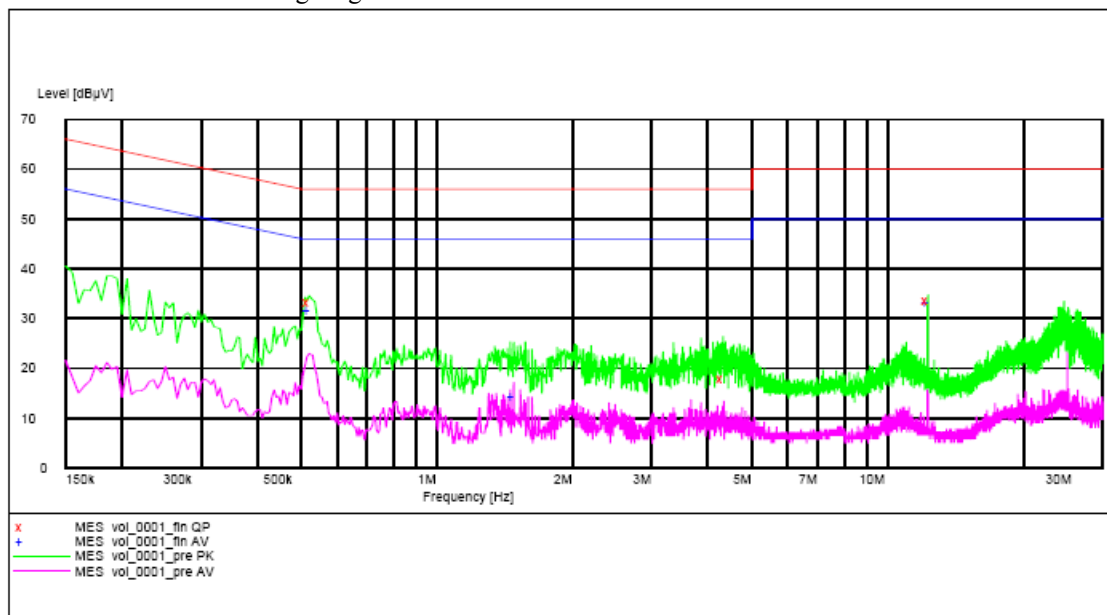
Frequency Range [MHz]	Quasi-Peak Limits [dBμV]	Average [dBμV]
0.15-0.5	66 to 56*	56 to 46*
0.5-5.0	56	46
5.0-30.0	60	50

* Decreases with the logarithm of the frequency.

Limits for Conducted Emissions Test, please refer to limit lines (Quasi-Peak and Average) in the following diagram.

Result of Bluetooth Communication mode (L): PASS

Please refer to the following diagram for individual results.



Conductor Live or Neutral	Frequency MHz	Quasi-peak		Average	
		Level dBμV	Limit dBμV	Level dBμV	Limit dBμV
Live	0.520	33.3	56.0	-*-	-*-
Live	4.320	17.7	56.0	-*-	-*-
Live	12.290	33.6	60.0	-*-	-*-
Live	0.520	-*-	-*-	31.5	46.0
Live	1.480	-*-	-*-	14.2	46.0
Live	12.290	-*-	-*-	33.4	50.0

The Hong Kong Standards and Testing Centre Ltd.

10 Dai Wang Street, Taipo Industrial Estate, N.T., Hong Kong
 Tel: (852) 2666 1888 Fax: (852) 2664 4353 E-mail: hkstc@hkstc.org Homepage: www.stc-group.org

This report shall not be reproduced unless with prior written approval from The Hong Kong Standards and Testing Centre Ltd.
 For Conditions of Issuance of this test report, please refer to the overleaf or Homepage



STC Test Report

Date: 2016-08-08

Page 35 of 87

No.: DMA000095

Limit for Conducted Emissions (FCC 47 CFR 15.207):

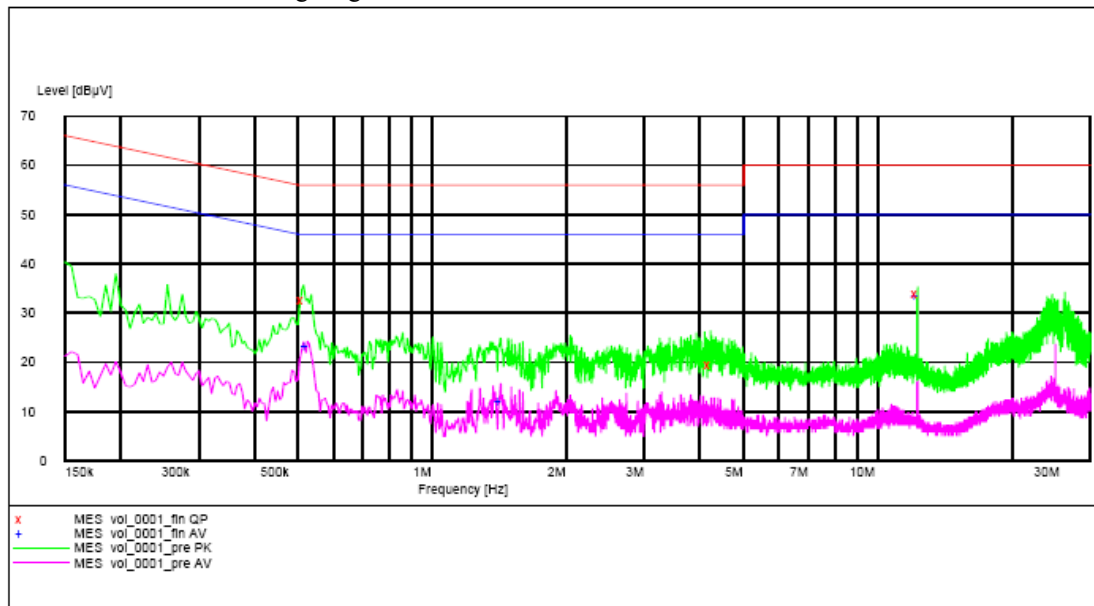
Frequency Range [MHz]	Quasi-Peak Limits [dBμV]	Average [dBμV]
0.15-0.5	66 to 56*	56 to 46*
0.5-5.0	56	46
5.0-30.0	60	50

* Decreases with the logarithm of the frequency.

Limits for Conducted Emissions Test, please refer to limit lines (Quasi-Peak and Average) in the following diagram.

Result of Bluetooth Communication mode (N): PASS

Please refer to the following diagram for individual results.



Conductor Live or Neutral	Frequency MHz	Quasi-peak		Average	
		Level dBμV	Limit dBμV	Level dBμV	Limit dBμV
Neutral	0.515	32.7	56.0	-*-	-*-
Neutral	4.220	19.5	56.0	-*-	-*-
Neutral	12.290	33.9	60.0	-*-	-*-
Neutral	0.525	-*-	-*-	23.4	46.0
Neutral	1.425	-*-	-*-	12.0	46.0
Neutral	12.290	-*-	-*-	33.6	50.0

Remarks:

Calculated measurement uncertainty (0.15MHz – 30MHz): 3.25dB

-*- Emission(s) that is far below the corresponding limit line.

The Hong Kong Standards and Testing Centre Ltd.

10 Dai Wang Street, Taipo Industrial Estate, N.T., Hong Kong
Tel: (852) 2666 1888 Fax: (852) 2664 4353 E-mail: hkstc@hkstc.org Homepage: www.stc-group.org

This report shall not be reproduced unless with prior written approval from The Hong Kong Standards and Testing Centre Ltd.
For Conditions of Issuance of this test report, please refer to the overleaf or Homepage



STC Test Report

Date: 2016-08-08

Page 36 of 87

No.: DMA000095

3.1.4 Number of Hopping Frequency

Limit of Number of Hopping Frequency

Frequency hopping systems in the 2400–2483.5 MHz band shall use at least 15 channels

Test Method:

The RF output of the EUT was connected to the spectrum analyzer by a low loss cable.

Spectrum Analyzer Setting:

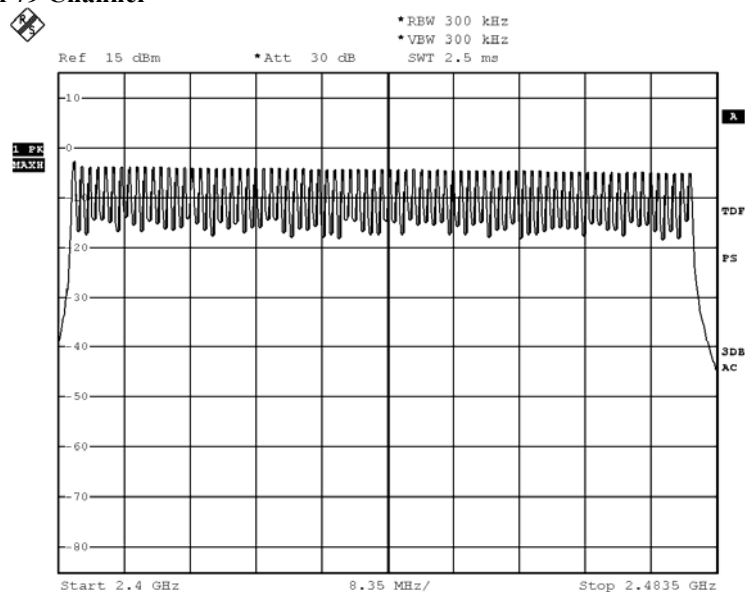
RBW = 300kHz, VBW \geq RBW, Sweep = Auto, Span = the frequency band of operation
Detector = Peak, Trace = Max. hold

Test Setup:

As Test Setup of clause 3.1.1 in this test report.

Measurement Data:

GFSK: 79 of 79 Channel



The Hong Kong Standards and Testing Centre Ltd.

10 Dai Wang Street, Taipo Industrial Estate, N.T., Hong Kong
Tel: (852) 2666 1888 Fax: (852) 2664 4353 E-mail: hkstc@hkstc.org Homepage: www.stc-group.org

This report shall not be reproduced unless with prior written approval from The Hong Kong Standards and Testing Centre Ltd.
For Conditions of Issuance of this test report, please refer to the overleaf or Homepage



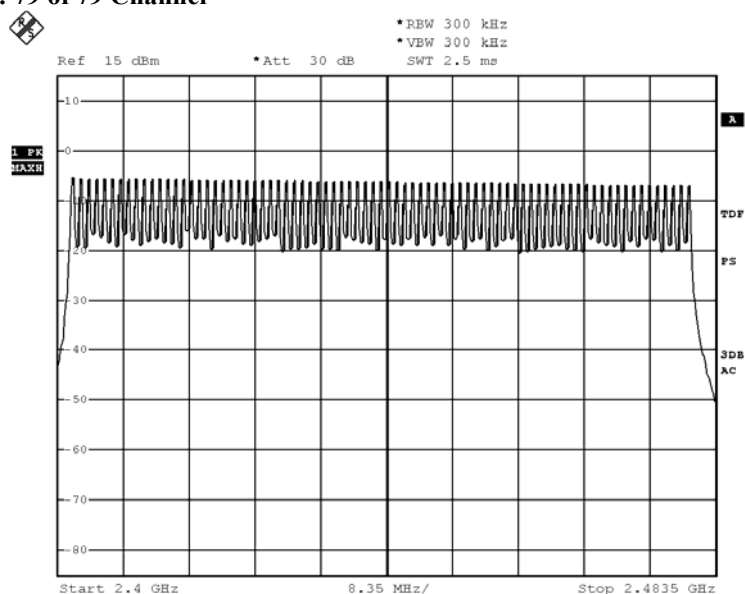
STC Test Report

Date: 2016-08-08

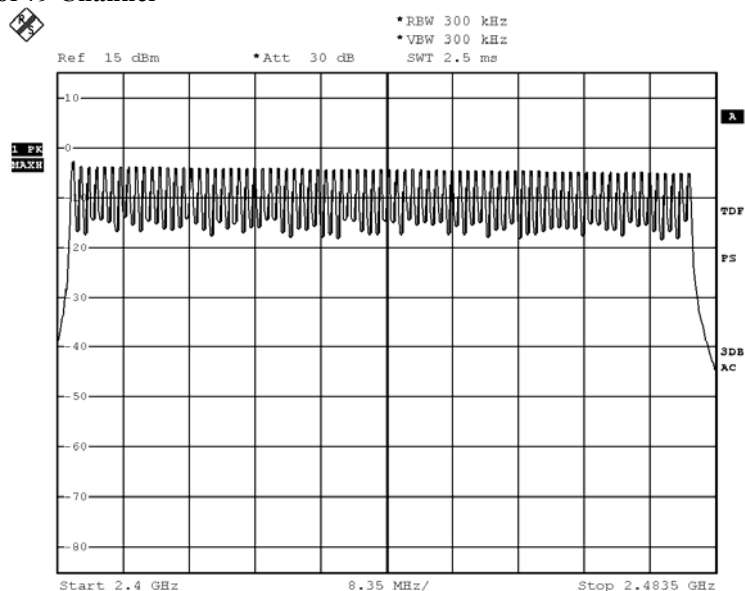
Page 37 of 87

No.: DMA000095

$\pi/4$ -DQPSK: 79 of 79 Channel



8DPSK: 79 of 79 Channel



The Hong Kong Standards and Testing Centre Ltd.

10 Dai Wang Street, Taipo Industrial Estate, N.T., Hong Kong
Tel: (852) 2666 1888 Fax: (852) 2664 4353 E-mail: hkstc@hkstc.org Homepage: www.stc-group.org

This report shall not be reproduced unless with prior written approval from The Hong Kong Standards and Testing Centre Ltd.
For Conditions of Issuance of this test report, please refer to the overleaf or Homepage



STC Test Report

Date: 2016-08-08

Page 38 of 87

No.: DMA000095

3.1.5 20dB Bandwidth

Test Requirement:	FCC 47CFR 15.247(a)(1)
Test Method:	ANSI C63.10: 2013
Test Date:	2016-08-01
Mode of Operation:	TX mode

Remark:

The result has been done on all the possible configurations for searching the worst cases.

Test Method:

The bandwidth is measured at an amplitude level reduced from the reference level by a specified ratio. The reference level is the level of the highest amplitude signal observed from the transmitter at the fundamental frequency. Once the reference level is established, the equipment is conditioned with typical modulating signal to produce the worst-case (i.e. the widest) bandwidth.

Spectrum Analyzer Setting:

RBW = 30kHz, VBW \geq RBW, Sweep = Auto, Span = two times and five times the OBW
Detector = Peak, Trace = Max. hold

Test Setup:

As Test Setup of clause 3.1.1 in this test report.

The Hong Kong Standards and Testing Centre Ltd.

10 Dai Wang Street, Taipo Industrial Estate, N.T., Hong Kong
Tel: (852) 2666 1888 Fax: (852) 2664 4353 E-mail: hkstc@hkstc.org Homepage: www.stc-group.org

This report shall not be reproduced unless with prior written approval from The Hong Kong Standards and Testing Centre Ltd.
For Conditions of Issuance of this test report, please refer to the overleaf or Homepage



STC Test Report

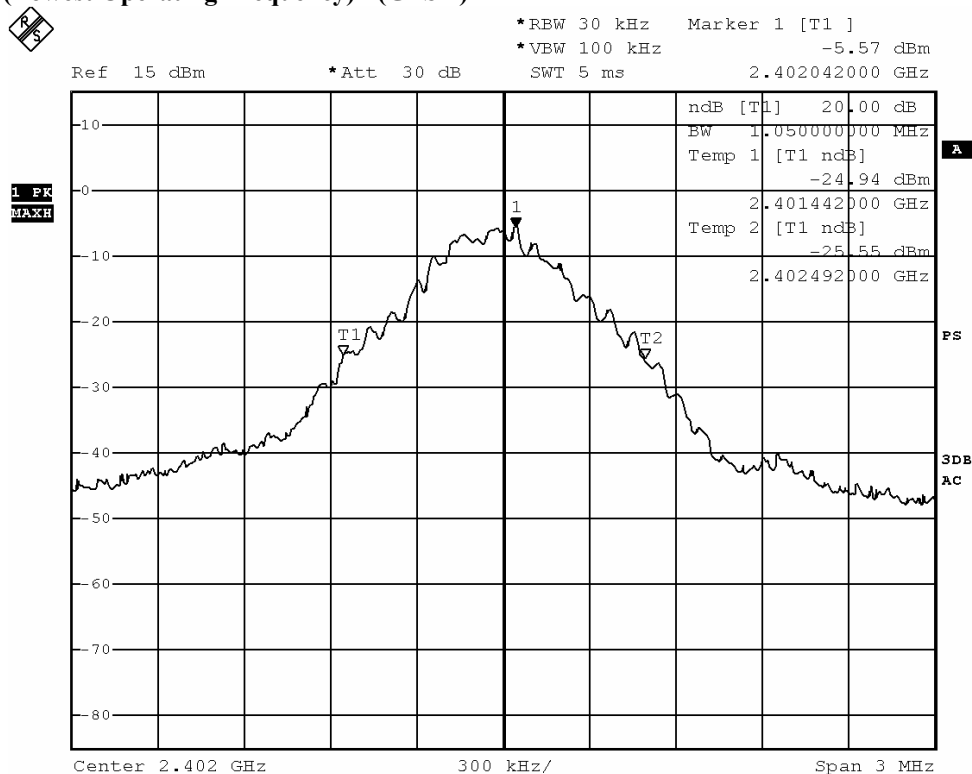
Date: 2016-08-08

Page 39 of 87

No.: DMA000095

Fundamental Frequency [MHz]	20dB Bandwidth [MHz]	FCC Limits [MHz]
2402	1.050	Within 2400-2483.5

(Lowest Operating Frequency) - (GFSK)



The Hong Kong Standards and Testing Centre Ltd.

10 Dai Wang Street, Taipo Industrial Estate, N.T., Hong Kong
Tel: (852) 2666 1888 Fax: (852) 2664 4353 E-mail: hkstc@hkstc.org Homepage: www.stc-group.org

This report shall not be reproduced unless with prior written approval from The Hong Kong Standards and Testing Centre Ltd.
For Conditions of Issuance of this test report, please refer to the overleaf or Homepage



STC Test Report

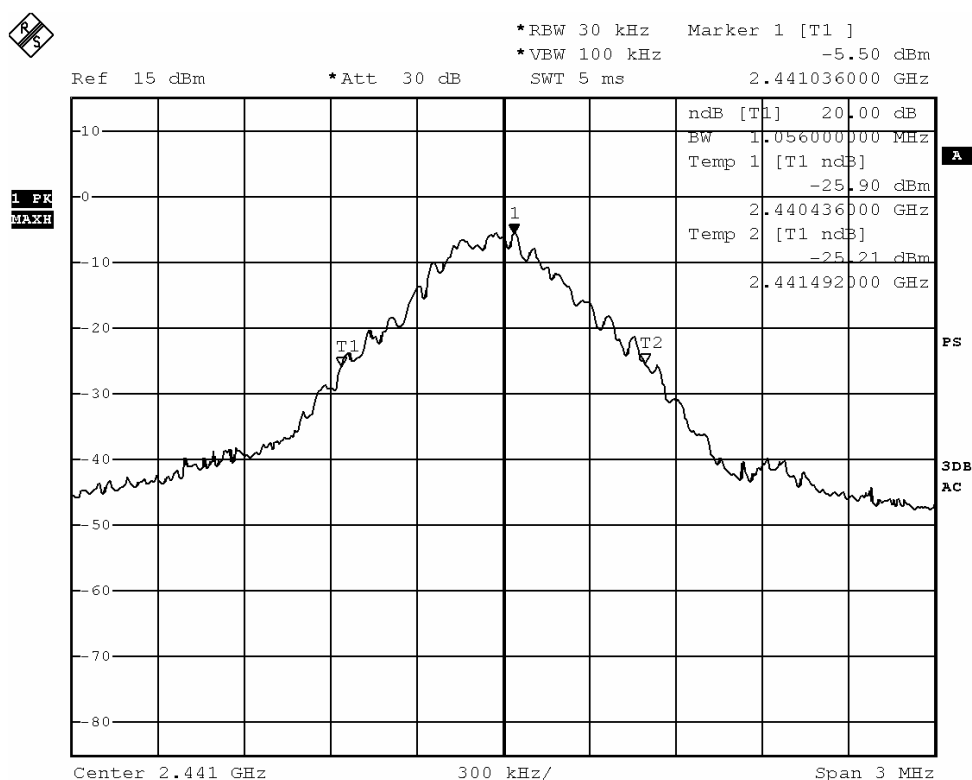
Date: 2016-08-08

Page 40 of 87

No.: DMA000095

Fundamental Frequency [MHz]	20dB Bandwidth [MHz]	FCC Limits [MHz]
2441	1.056	Within 2400-2483.5

(Middle Operating Frequency) - (GFSK)



The Hong Kong Standards and Testing Centre Ltd.

10 Dai Wang Street, Taipo Industrial Estate, N.T., Hong Kong
Tel: (852) 2666 1888 Fax: (852) 2664 4353 E-mail: hkstc@hkstc.org Homepage: www.stc-group.org

This report shall not be reproduced unless with prior written approval from The Hong Kong Standards and Testing Centre Ltd.
For Conditions of Issuance of this test report, please refer to the overleaf or Homepage



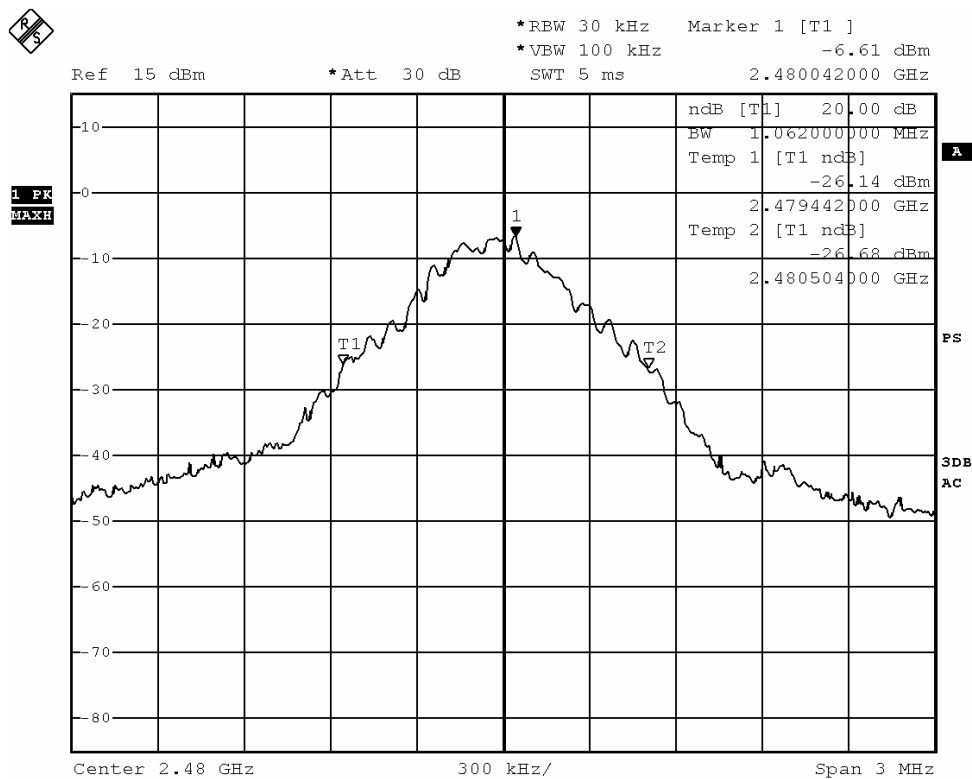
STC Test Report

Date: 2016-08-08
No.: DMA000095

Page 41 of 87

Fundamental Frequency [MHz]	20dB Bandwidth [MHz]	FCC Limits [MHz]
2480	1.062	Within 2400-2483.5

(Highest Operating Frequency) - (GFSK)



The Hong Kong Standards and Testing Centre Ltd.

10 Dai Wang Street, Taipo Industrial Estate, N.T., Hong Kong
Tel: (852) 2666 1888 Fax: (852) 2664 4353 E-mail: hkstc@hkstc.org Homepage: www.stc-group.org

This report shall not be reproduced unless with prior written approval from The Hong Kong Standards and Testing Centre Ltd.
For Conditions of Issuance of this test report, please refer to the overleaf or Homepage



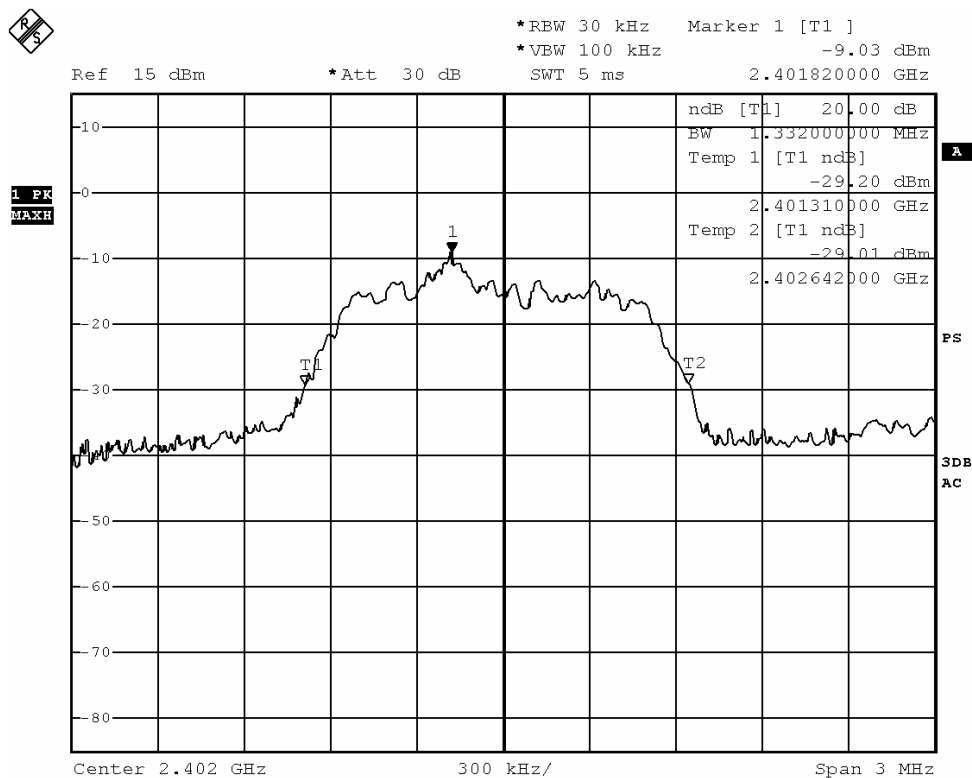
STC Test Report

Date: 2016-08-08
No.: DMA000095

Page 42 of 87

Fundamental Frequency [MHz]	20dB Bandwidth [MHz]	FCC Limits [MHz]
2402	1.332	Within 2400-2483.5

(Lowest Operating Frequency) - ($\pi/4$ -DQPSK)



The Hong Kong Standards and Testing Centre Ltd.

10 Dai Wang Street, Taipo Industrial Estate, N.T., Hong Kong
Tel: (852) 2666 1888 Fax: (852) 2664 4353 E-mail: hkstc@hkstc.org Homepage: www.stc-group.org

This report shall not be reproduced unless with prior written approval from The Hong Kong Standards and Testing Centre Ltd.
For Conditions of Issuance of this test report, please refer to the overleaf or Homepage



STC Test Report

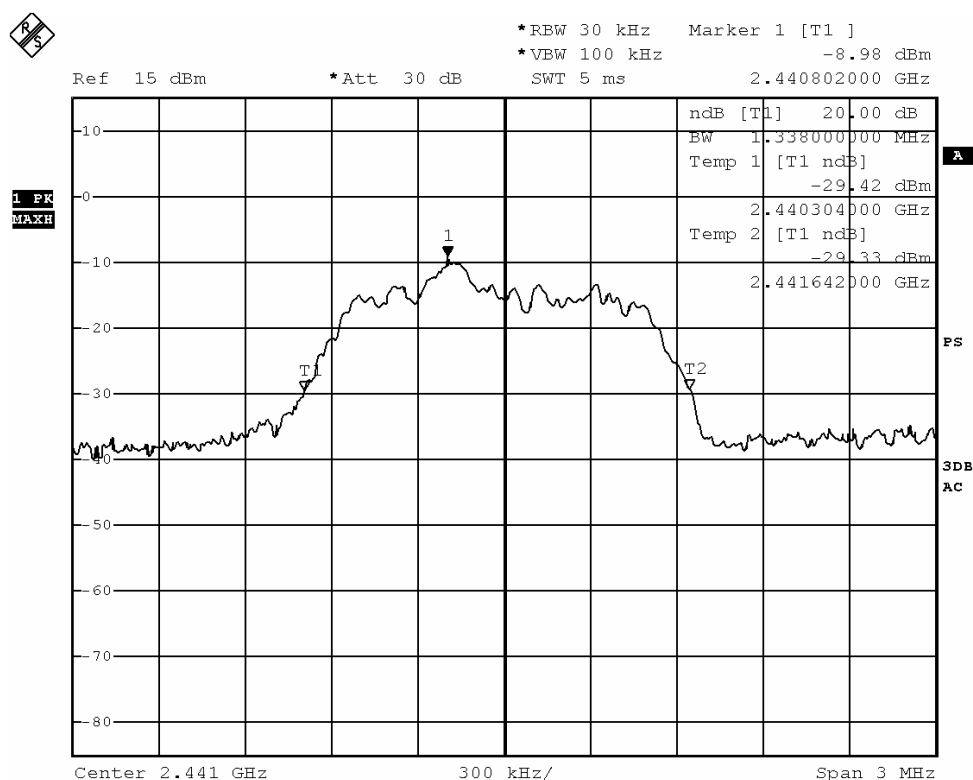
Date: 2016-08-08

Page 43 of 87

No.: DMA000095

Fundamental Frequency [MHz]	20dB Bandwidth [MHz]	FCC Limits [MHz]
2441	1.338	Within 2400-2483.5

(Middle Operating Frequency) - ($\pi/4$ -DQPSK)



The Hong Kong Standards and Testing Centre Ltd.

10 Dai Wang Street, Taipo Industrial Estate, N.T., Hong Kong
Tel: (852) 2666 1888 Fax: (852) 2664 4353 E-mail: hkstc@hkstc.org Homepage: www.stc-group.org

This report shall not be reproduced unless with prior written approval from The Hong Kong Standards and Testing Centre Ltd.
For Conditions of Issuance of this test report, please refer to the overleaf or Homepage



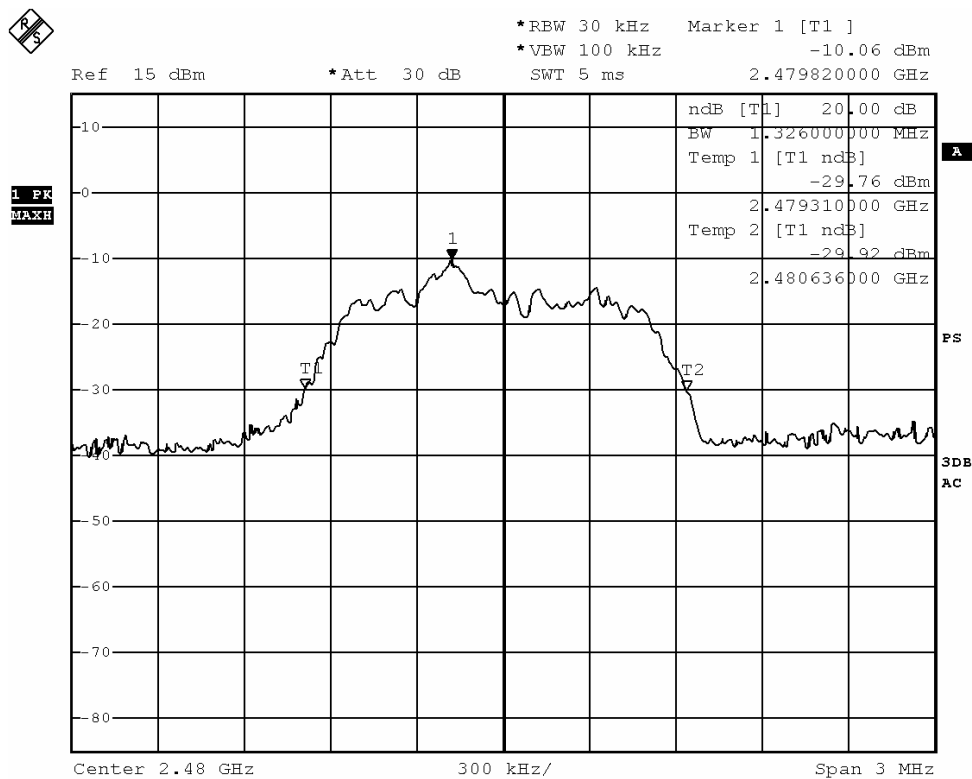
STC Test Report

Date: 2016-08-08
No.: DMA000095

Page 44 of 87

Fundamental Frequency [MHz]	20dB Bandwidth [MHz]	FCC Limits [MHz]
2480	1.326	Within 2400-2483.5

(Highest Operating Frequency) - ($\pi/4$ -DQPSK)



The Hong Kong Standards and Testing Centre Ltd.

10 Dai Wang Street, Taipo Industrial Estate, N.T., Hong Kong
Tel: (852) 2666 1888 Fax: (852) 2664 4353 E-mail: hkstc@hkstc.org Homepage: www.stc-group.org

This report shall not be reproduced unless with prior written approval from The Hong Kong Standards and Testing Centre Ltd.
For Conditions of Issuance of this test report, please refer to the overleaf or Homepage



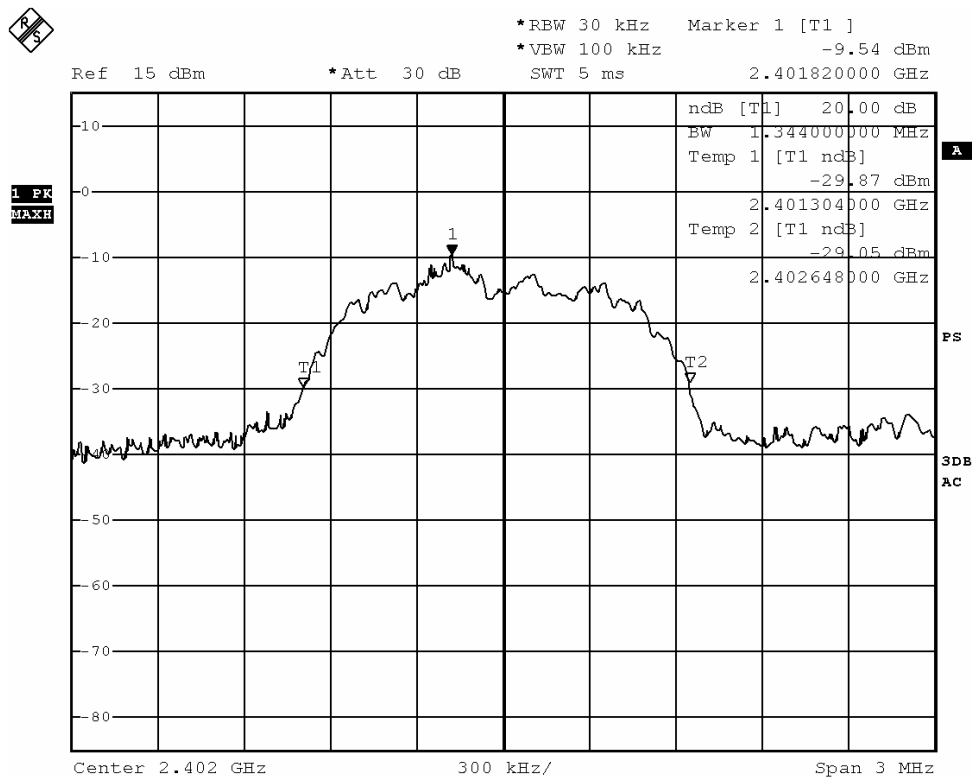
STC Test Report

Date: 2016-08-08
No.: DMA000095

Page 45 of 87

Fundamental Frequency [MHz]	20dB Bandwidth [MHz]	FCC Limits [MHz]
2402	1.344	Within 2400-2483.5

(Lowest Operating Frequency) - (8DPSK)



The Hong Kong Standards and Testing Centre Ltd.

10 Dai Wang Street, Taipo Industrial Estate, N.T., Hong Kong
Tel: (852) 2666 1888 Fax: (852) 2664 4353 E-mail: hkstc@hkstc.org Homepage: www.stc-group.org

This report shall not be reproduced unless with prior written approval from The Hong Kong Standards and Testing Centre Ltd.
For Conditions of Issuance of this test report, please refer to the overleaf or Homepage



STC Test Report

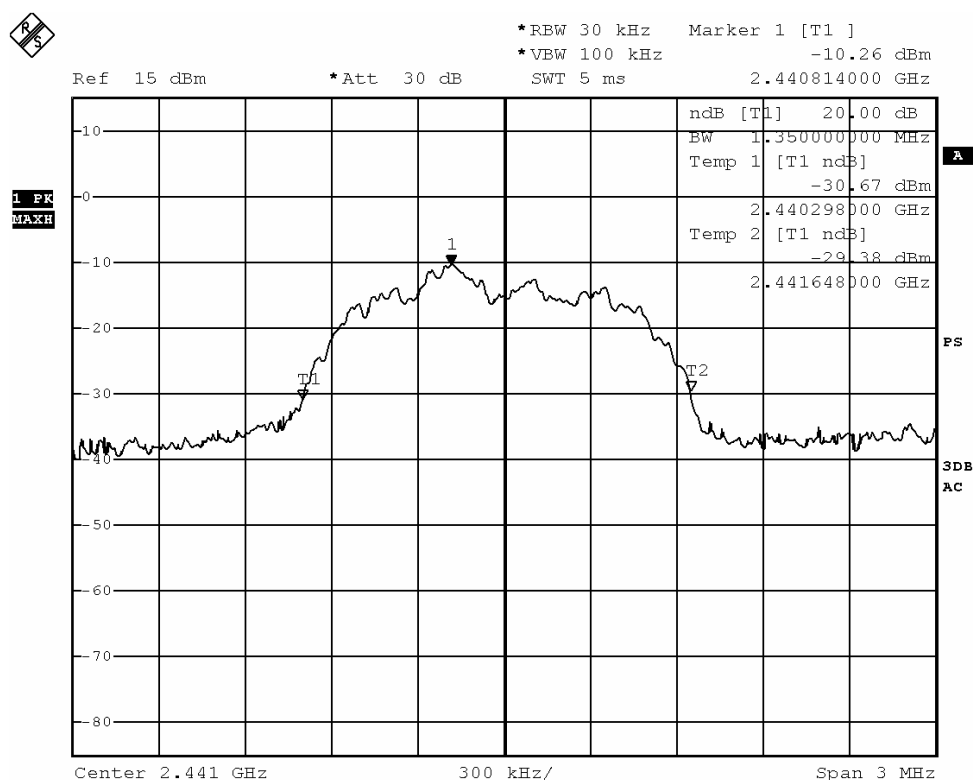
Date: 2016-08-08

Page 46 of 87

No.: DMA000095

Fundamental Frequency [MHz]	20dB Bandwidth [MHz]	FCC Limits [MHz]
2441	1.350	Within 2400-2483.5

(Middle Operating Frequency) - (8DPSK)



The Hong Kong Standards and Testing Centre Ltd.

10 Dai Wang Street, Taipo Industrial Estate, N.T., Hong Kong
Tel: (852) 2666 1888 Fax: (852) 2664 4353 E-mail: hkstc@hkstc.org Homepage: www.stc-group.org

This report shall not be reproduced unless with prior written approval from The Hong Kong Standards and Testing Centre Ltd.
For Conditions of Issuance of this test report, please refer to the overleaf or Homepage



STC Test Report

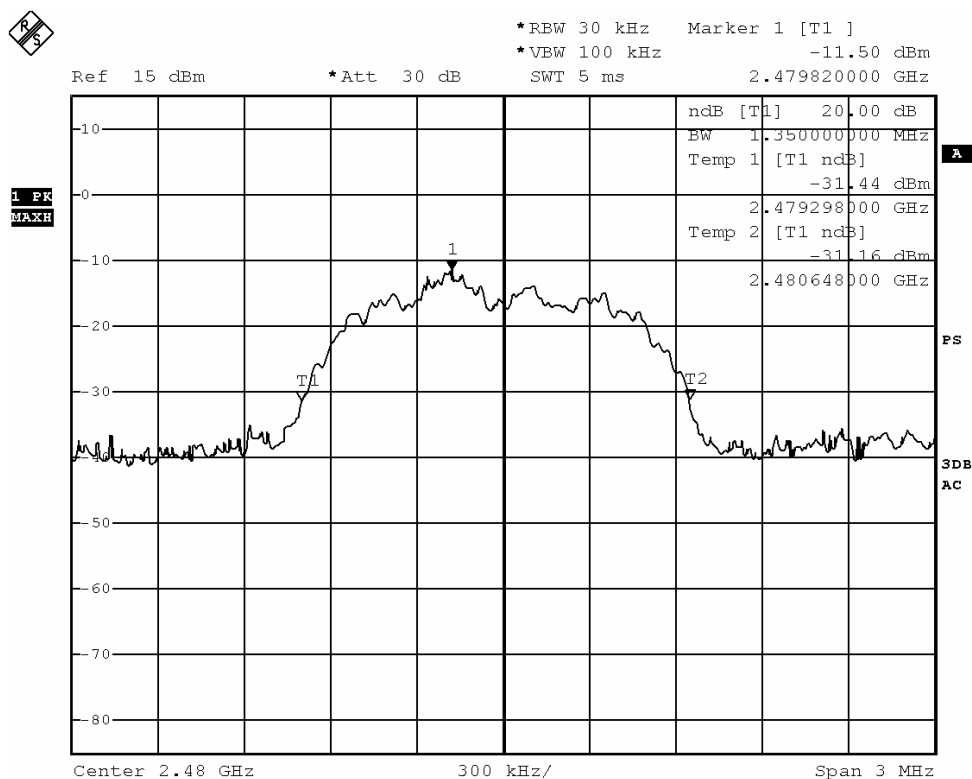
Date: 2016-08-08

Page 47 of 87

No.: DMA000095

Fundamental Frequency [MHz]	20dB Bandwidth [MHz]	FCC Limits [MHz]
2480	1.350	Within 2400-2483.5

(Highest Operating Frequency) - (8DPSK)



The Hong Kong Standards and Testing Centre Ltd.

10 Dai Wang Street, Taipo Industrial Estate, N.T., Hong Kong
Tel: (852) 2666 1888 Fax: (852) 2664 4353 E-mail: hkstc@hkstc.org Homepage: www.stc-group.org

This report shall not be reproduced unless with prior written approval from The Hong Kong Standards and Testing Centre Ltd.
For Conditions of Issuance of this test report, please refer to the overleaf or Homepage



STC Test Report

Date: 2016-08-08
No.: DMA000095

Page 48 of 87

3.1.6 Hopping Channel Separation

Requirements:

Frequency hopping systems operating in the 2400-2483.5 MHz band may have hopping channel carrier frequencies that are separated by 25 kHz or two-thirds of the 20 dB bandwidth of the hopping channel, whichever is greater, provided the systems operate with an output power no greater than 125 mW.

Spectrum Analyzer Setting:

RBW = 300kHz, VBW \geq RBW, Sweep = Auto,
Span = Wide enough to capture the peaks of two adjacent channels
Detector = Peak, Trace = Max. hold

Limit:

The measured maximum bandwidth * 2/3 = 1.35MHz * 2/3 = 900kHz

The Hong Kong Standards and Testing Centre Ltd.

10 Dai Wang Street, Taipo Industrial Estate, N.T., Hong Kong
Tel: (852) 2666 1888 Fax: (852) 2664 4353 E-mail: hkstc@hkstc.org Homepage: www.stc-group.org

This report shall not be reproduced unless with prior written approval from The Hong Kong Standards and Testing Centre Ltd.
For Conditions of Issuance of this test report, please refer to the overleaf or Homepage



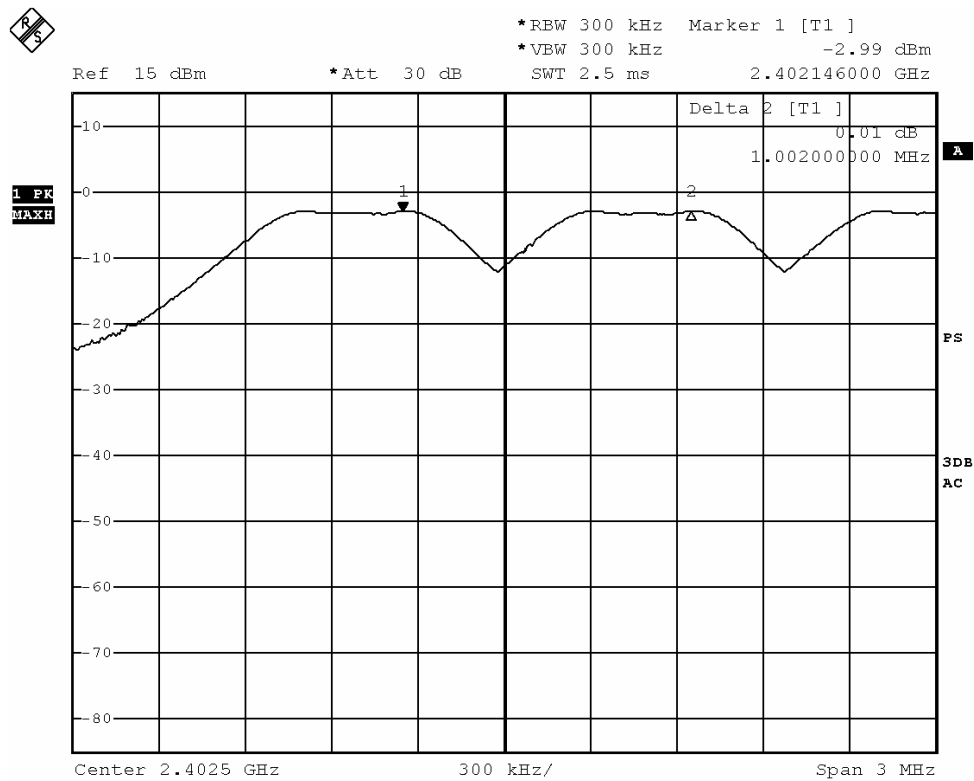
STC Test Report

Date: 2016-08-08

Page 49 of 87

No.: DMA000095

Channel separation = 1MHz (>900kHz) (Lowest) (GFSK)



The Hong Kong Standards and Testing Centre Ltd.

10 Dai Wang Street, Taipo Industrial Estate, N.T., Hong Kong
Tel: (852) 2666 1888 Fax: (852) 2664 4353 E-mail: hkstc@hkstc.org Homepage: www.stc-group.org

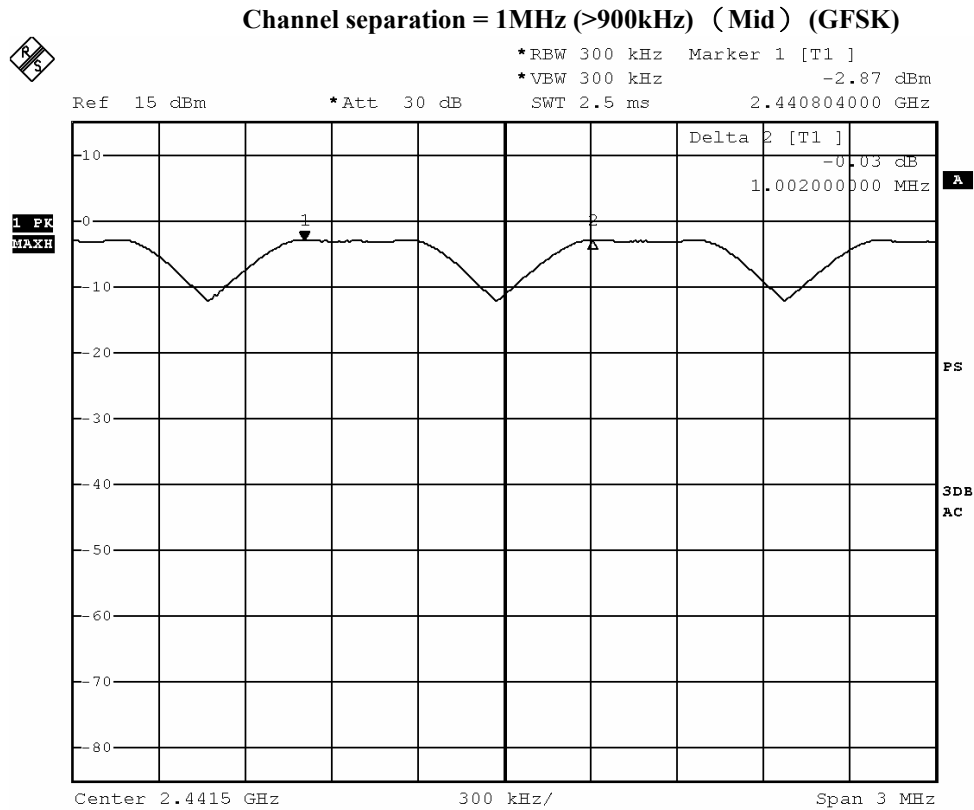
This report shall not be reproduced unless with prior written approval from The Hong Kong Standards and Testing Centre Ltd.
For Conditions of Issuance of this test report, please refer to the overleaf or Homepage



STC Test Report

Date: 2016-08-08
No.: DMA000095

Page 50 of 87



The Hong Kong Standards and Testing Centre Ltd.

10 Dai Wang Street, Taipo Industrial Estate, N.T., Hong Kong
Tel: (852) 2666 1888 Fax: (852) 2664 4353 E-mail: hkstc@hkstc.org Homepage: www.stc-group.org

This report shall not be reproduced unless with prior written approval from The Hong Kong Standards and Testing Centre Ltd.
For Conditions of Issuance of this test report, please refer to the overleaf or Homepage

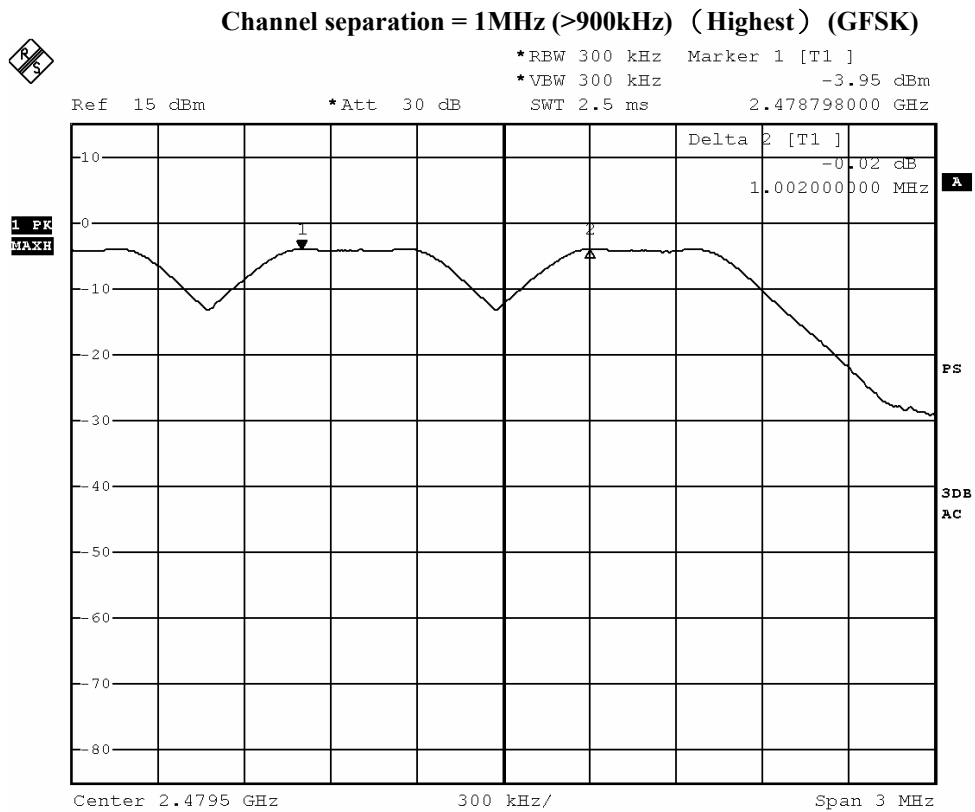


STC Test Report

Date: 2016-08-08

Page 51 of 87

No.: DMA000095



The Hong Kong Standards and Testing Centre Ltd.

10 Dai Wang Street, Taipo Industrial Estate, N.T., Hong Kong
Tel: (852) 2666 1888 Fax: (852) 2664 4353 E-mail: hkstc@hkstc.org Homepage: www.stc-group.org

This report shall not be reproduced unless with prior written approval from The Hong Kong Standards and Testing Centre Ltd.
For Conditions of Issuance of this test report, please refer to the overleaf or Homepage



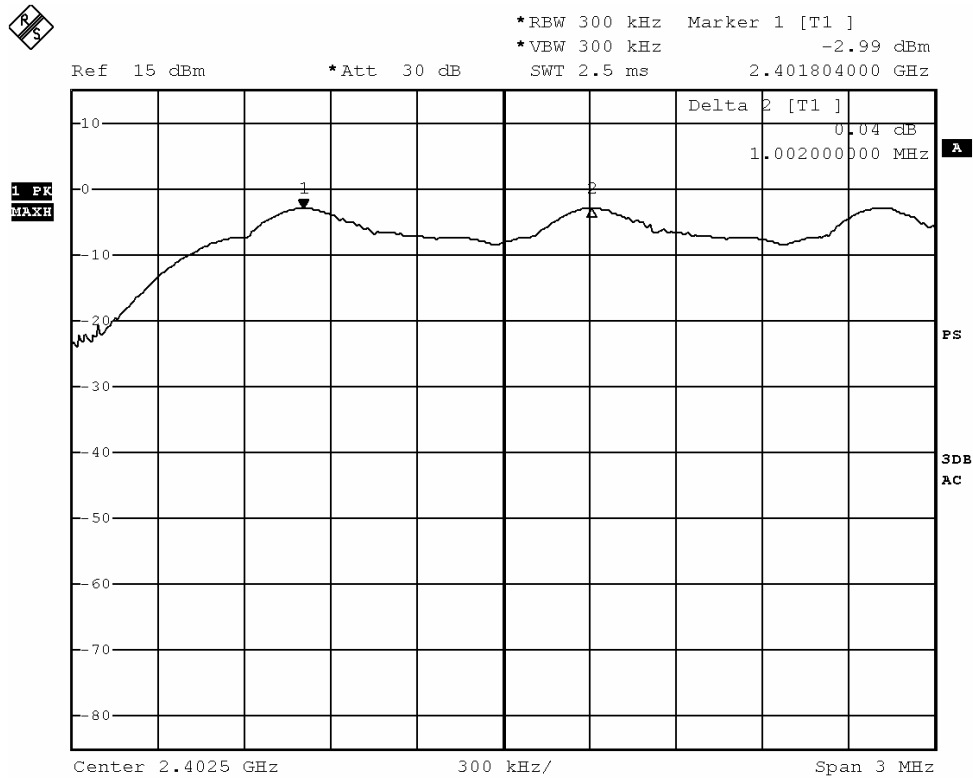
STC Test Report

Date: 2016-08-08

Page 52 of 87

No.: DMA000095

Channel separation = 1MHz (>900kHz) (Lowest) ($\pi/4$ DQPSK)



The Hong Kong Standards and Testing Centre Ltd.

10 Dai Wang Street, Taipo Industrial Estate, N.T., Hong Kong
Tel: (852) 2666 1888 Fax: (852) 2664 4353 E-mail: hkstc@hkstc.org Homepage: www.stc-group.org

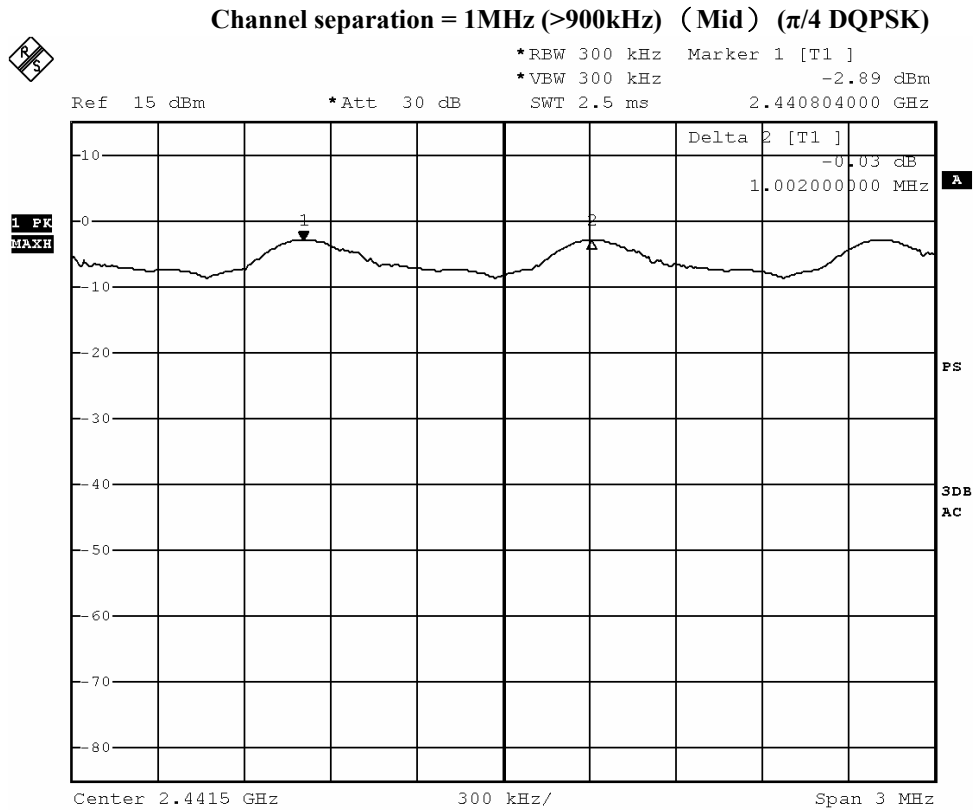
This report shall not be reproduced unless with prior written approval from The Hong Kong Standards and Testing Centre Ltd.
For Conditions of Issuance of this test report, please refer to the overleaf or Homepage



STC Test Report

Date: 2016-08-08
No.: DMA000095

Page 53 of 87



The Hong Kong Standards and Testing Centre Ltd.

10 Dai Wang Street, Taipo Industrial Estate, N.T., Hong Kong
Tel: (852) 2666 1888 Fax: (852) 2664 4353 E-mail: hkstc@hkstc.org Homepage: www.stc-group.org

This report shall not be reproduced unless with prior written approval from The Hong Kong Standards and Testing Centre Ltd.
For Conditions of Issuance of this test report, please refer to the overleaf or Homepage

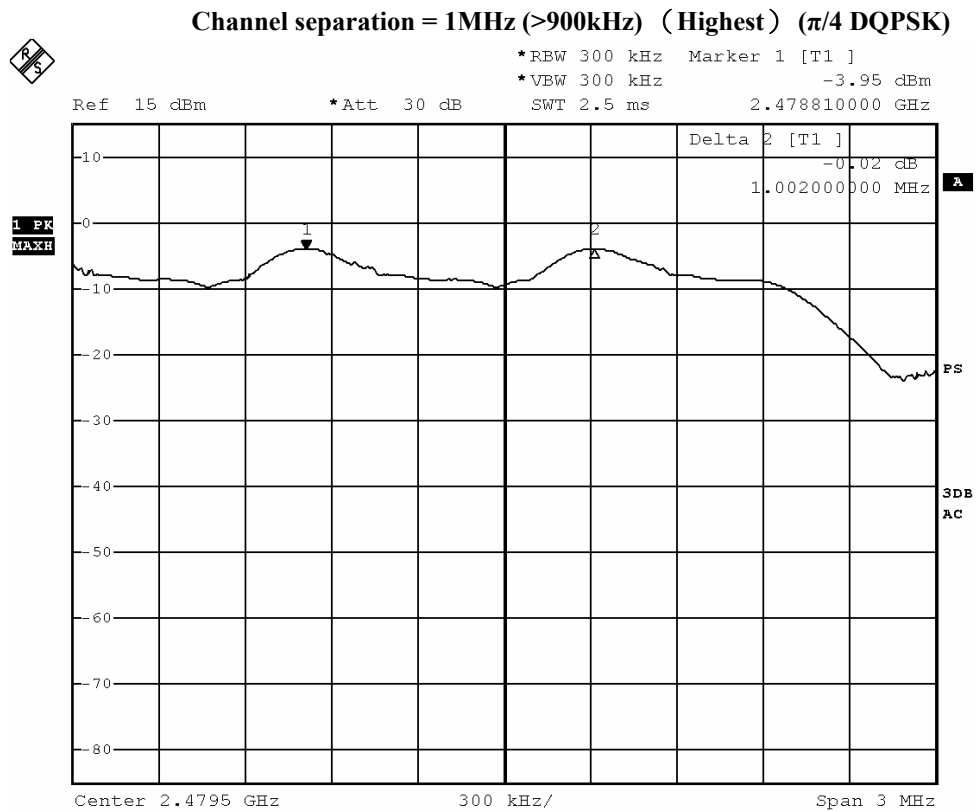


STC Test Report

Date: 2016-08-08

Page 54 of 87

No.: DMA000095



The Hong Kong Standards and Testing Centre Ltd.

10 Dai Wang Street, Taipo Industrial Estate, N.T., Hong Kong
Tel: (852) 2666 1888 Fax: (852) 2664 4353 E-mail: hkstc@hkstc.org Homepage: www.stc-group.org

This report shall not be reproduced unless with prior written approval from The Hong Kong Standards and Testing Centre Ltd.
For Conditions of Issuance of this test report, please refer to the overleaf or Homepage



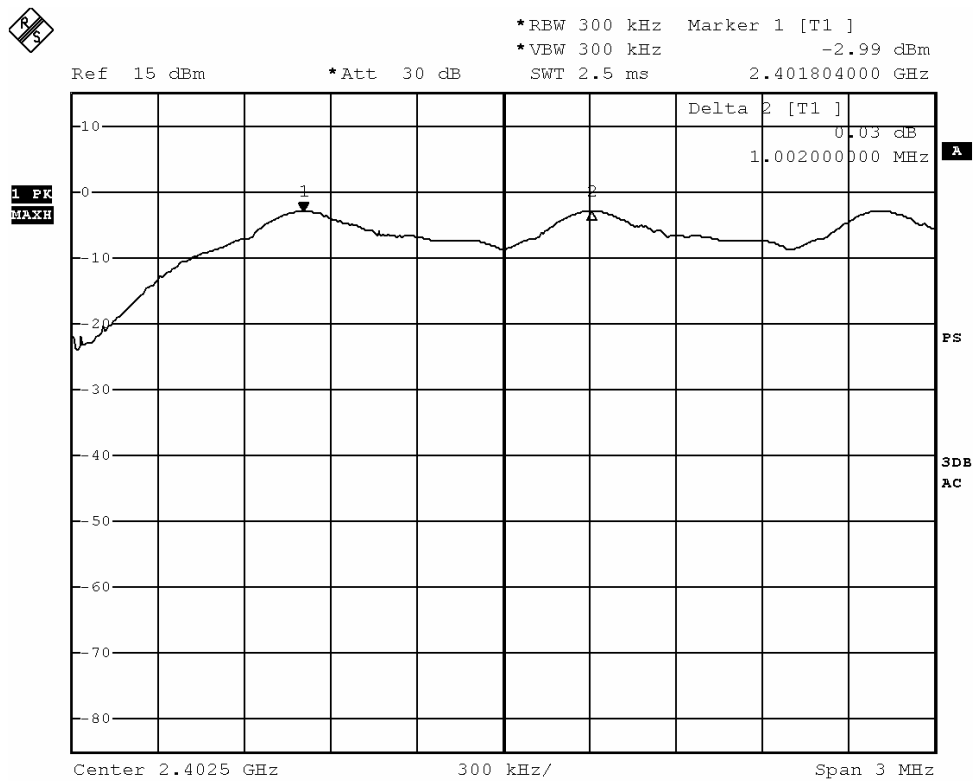
STC Test Report

Date: 2016-08-08

Page 55 of 87

No.: DMA000095

Channel separation = 1MHz (>900kHz) (Lowest) (8DPSK)



The Hong Kong Standards and Testing Centre Ltd.

10 Dai Wang Street, Taipo Industrial Estate, N.T., Hong Kong
Tel: (852) 2666 1888 Fax: (852) 2664 4353 E-mail: hkstc@hkstc.org Homepage: www.stc-group.org

This report shall not be reproduced unless with prior written approval from The Hong Kong Standards and Testing Centre Ltd.
For Conditions of Issuance of this test report, please refer to the overleaf or Homepage

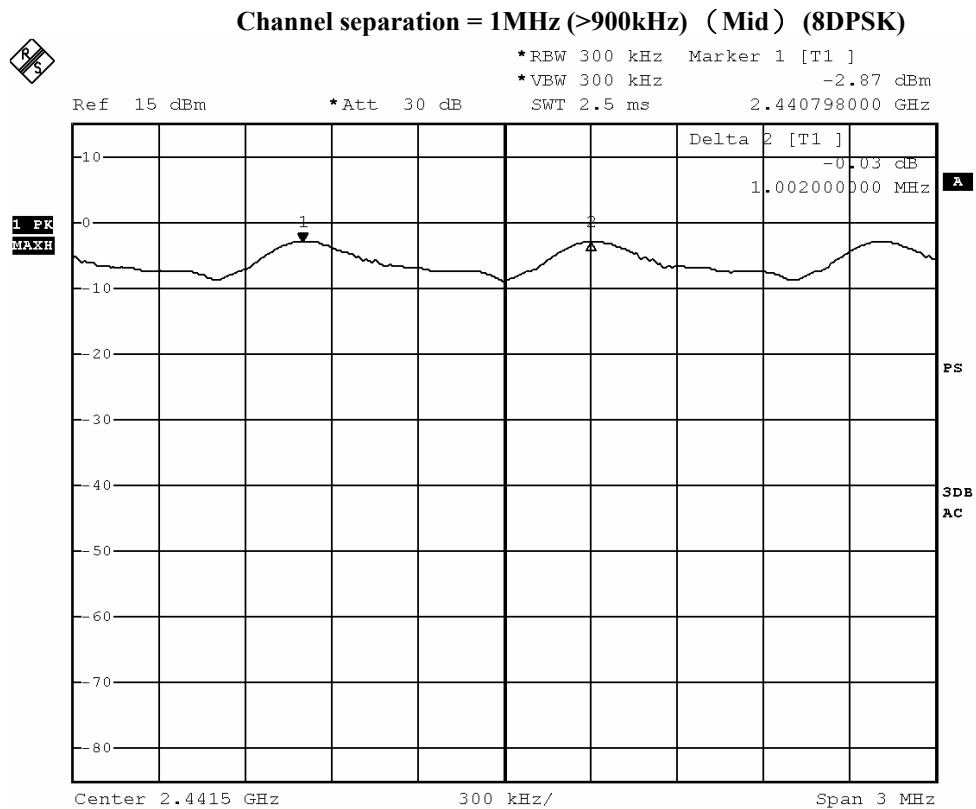


STC Test Report

Date: 2016-08-08

Page 56 of 87

No.: DMA000095



The Hong Kong Standards and Testing Centre Ltd.

10 Dai Wang Street, Taipo Industrial Estate, N.T., Hong Kong
Tel: (852) 2666 1888 Fax: (852) 2664 4353 E-mail: hkstc@hkstc.org Homepage: www.stc-group.org

This report shall not be reproduced unless with prior written approval from The Hong Kong Standards and Testing Centre Ltd.
For Conditions of Issuance of this test report, please refer to the overleaf or Homepage

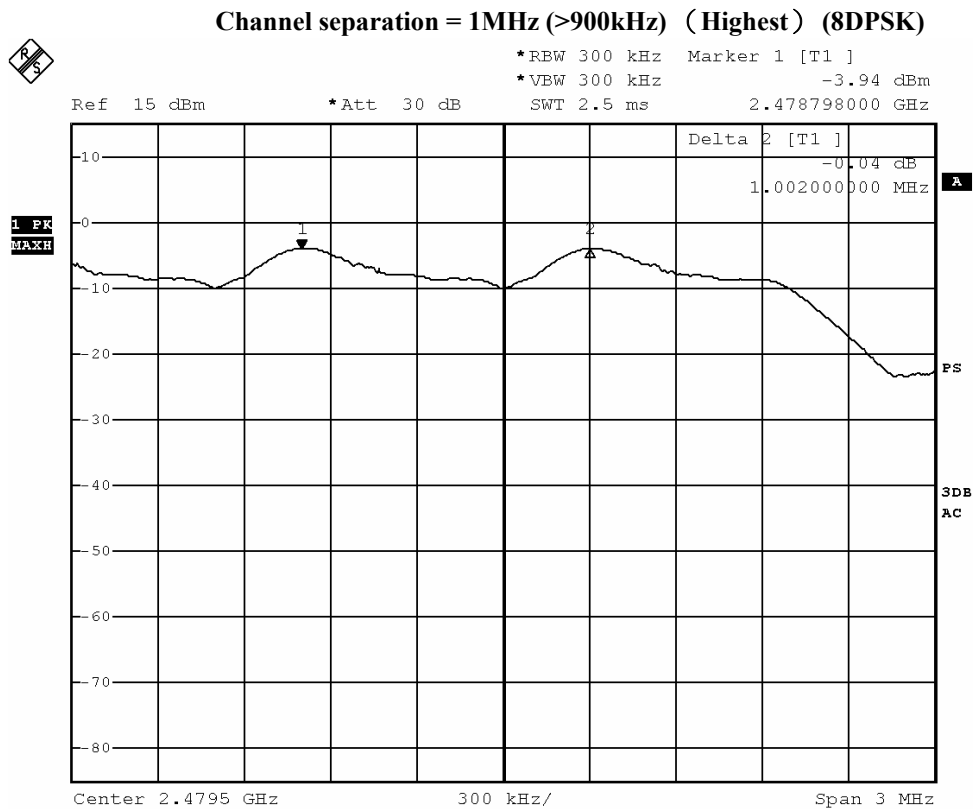


STC Test Report

Date: 2016-08-08

Page 57 of 87

No.: DMA000095



The Hong Kong Standards and Testing Centre Ltd.

10 Dai Wang Street, Taipo Industrial Estate, N.T., Hong Kong
Tel: (852) 2666 1888 Fax: (852) 2664 4353 E-mail: hkstc@hkstc.org Homepage: www.stc-group.org

This report shall not be reproduced unless with prior written approval from The Hong Kong Standards and Testing Centre Ltd.
For Conditions of Issuance of this test report, please refer to the overleaf or Homepage



STC Test Report

Date: 2016-08-08
No.: DMA000095

Page 58 of 87

3.1.7 Band-edge Compliance of RF Conducted Emissions Measurement:

Limit :

In any 100 kHz bandwidth outside the frequency band in which the spread spectrum or digitally modulated intentional radiator is operating, the radio frequency power that is produced by the intentional radiator shall be at least 20 dB below that in the 100 kHz bandwidth within the band that contains the highest level of the desired power, based on either an RF conducted or a radiated measurement. Attenuation below the general limits specified in Section 15.209(a) is not required. According to the test method DA 00-705.

Spectrum Analyzer Setting:

RBW = 100kHz, VBW = 300kHz, Sweep = Coupled,

Span = Wide enough to capture the peak level of the emission operating on the channel closest to the band edge, as well as any modulation products that fall outside of the authorized band of operation.

Detector = Peak, Trace = Max. hold

Remark: Emissions under the fixed frequency mode and hopping mode have been investigated, the worst-case measurement results were recorded in the test report

The Hong Kong Standards and Testing Centre Ltd.

10 Dai Wang Street, Taipo Industrial Estate, N.T., Hong Kong
Tel: (852) 2666 1888 Fax: (852) 2664 4353 E-mail: hkstc@hkstc.org Homepage: www.stc-group.org

This report shall not be reproduced unless with prior written approval from The Hong Kong Standards and Testing Centre Ltd.
For Conditions of Issuance of this test report, please refer to the overleaf or Homepage



STC Test Report

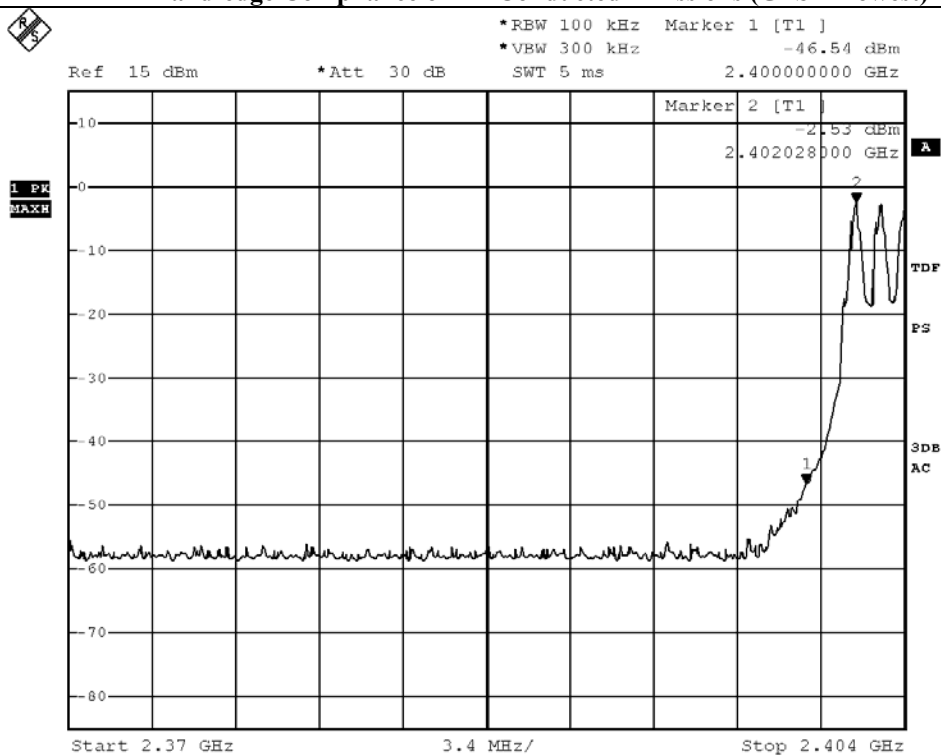
Date: 2016-08-08

Page 59 of 87

No.: DMA000095

Frequency Range	Radiated Emission Attenuated below the Fundamental
[MHz]	[dB]
2400 – Lowest Fundamental (2402)	44.01

Band-edge Compliance of RF Conducted Emissions (GFSK Lowest)



The Hong Kong Standards and Testing Centre Ltd.

10 Dai Wang Street, Taipo Industrial Estate, N.T., Hong Kong
Tel: (852) 2666 1888 Fax: (852) 2664 4353 E-mail: hkstc@hkstc.org Homepage: www.stc-group.org

This report shall not be reproduced unless with prior written approval from The Hong Kong Standards and Testing Centre Ltd.
For Conditions of Issuance of this test report, please refer to the overleaf or Homepage



STC Test Report

Date: 2016-08-08

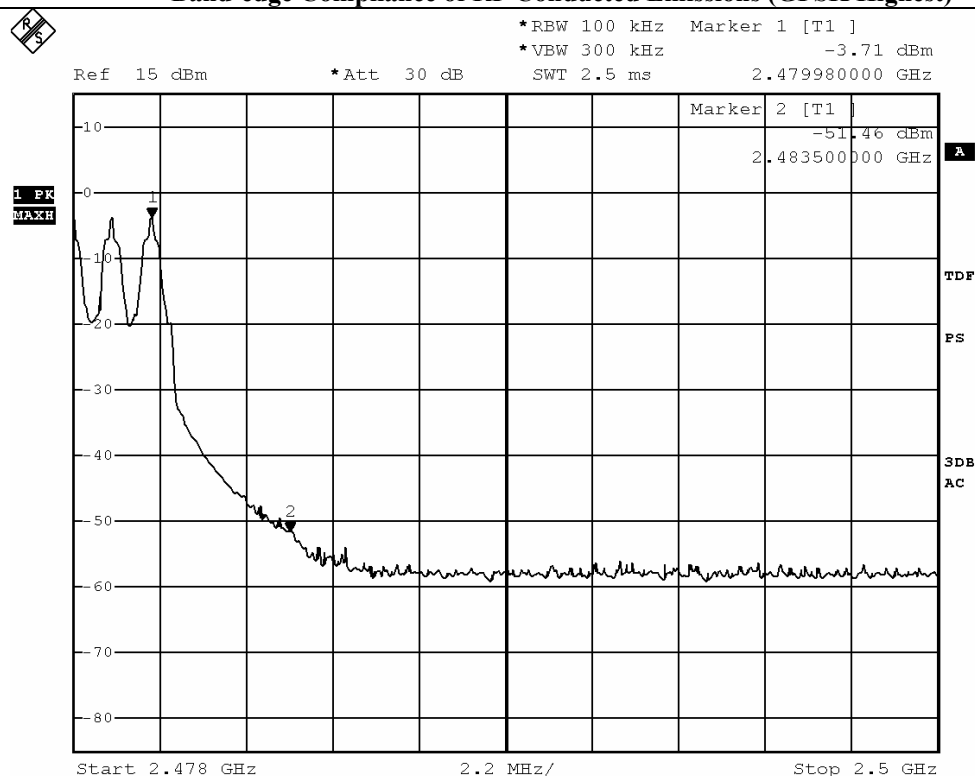
Page 60 of 87

No.: DMA000095

Band-edge Compliance of RF Conducted Emissions Measurement:

Frequency Range [MHz]	Radiated Emission Attenuated below the Fundamental [dB]
Highest Fundamental (2480) - 2483.5	47.75

Band-edge Compliance of RF Conducted Emissions (GFSK Highest)



The Hong Kong Standards and Testing Centre Ltd.

10 Dai Wang Street, Taipo Industrial Estate, N.T., Hong Kong
Tel: (852) 2666 1888 Fax: (852) 2664 4353 E-mail: hkstc@hkstc.org Homepage: www.stc-group.org

This report shall not be reproduced unless with prior written approval from The Hong Kong Standards and Testing Centre Ltd.
For Conditions of Issuance of this test report, please refer to the overleaf or Homepage



STC Test Report

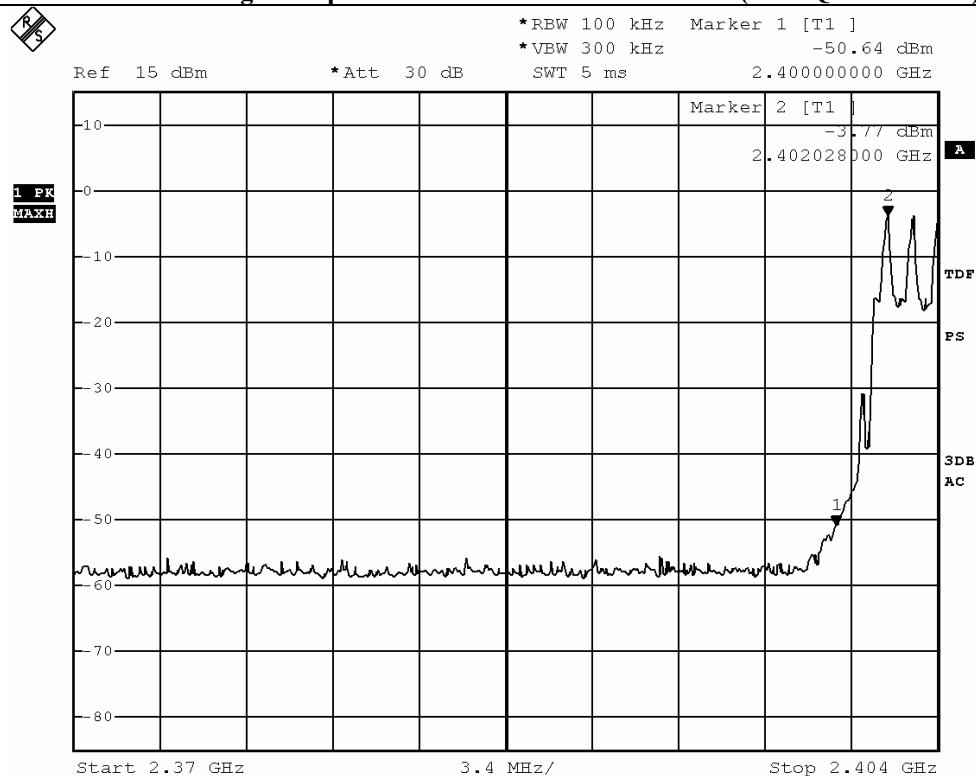
Date: 2016-08-08
No.: DMA000095

Page 61 of 87

Band-edge Compliance of RF Conducted Emissions Measurement:

Frequency Range [MHz]	Radiated Emission Attenuated below the Fundamental [dB]
2400 – Lowest Fundamental (2402)	46.87

Band-edge Compliance of RF Conducted Emissions ($\pi/4$ DQPSK Lowest)



The Hong Kong Standards and Testing Centre Ltd.

10 Dai Wang Street, Taipo Industrial Estate, N.T., Hong Kong
Tel: (852) 2666 1888 Fax: (852) 2664 4353 E-mail: hkstc@hkstc.org Homepage: www.stc-group.org

This report shall not be reproduced unless with prior written approval from The Hong Kong Standards and Testing Centre Ltd.
For Conditions of Issuance of this test report, please refer to the overleaf or Homepage



STC Test Report

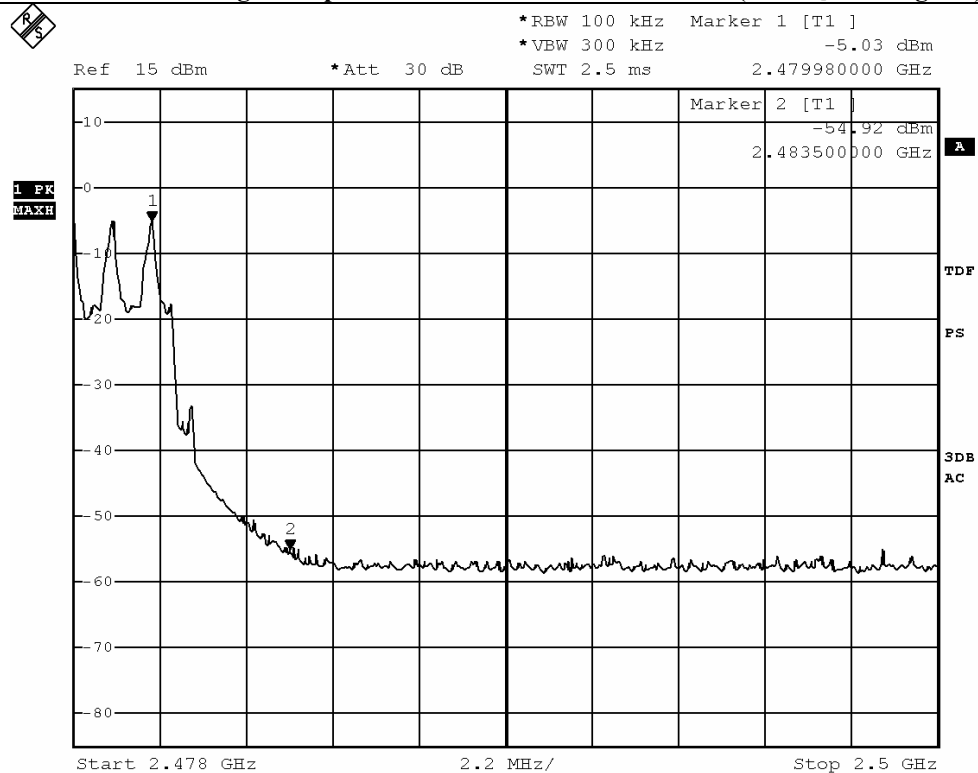
Date: 2016-08-08
No.: DMA000095

Page 62 of 87

Band-edge Compliance of RF Conducted Emissions Measurement:

Frequency Range [MHz]	Radiated Emission Attenuated below the Fundamental [dB]
Highest Fundamental (2480) - 2483.5	49.89

Band-edge Compliance of RF Conducted Emissions ($\pi/4$ DQPSK Highest)



The Hong Kong Standards and Testing Centre Ltd.

10 Dai Wang Street, Taipo Industrial Estate, N.T., Hong Kong
Tel: (852) 2666 1888 Fax: (852) 2664 4353 E-mail: hkstc@hkstc.org Homepage: www.stc-group.org

This report shall not be reproduced unless with prior written approval from The Hong Kong Standards and Testing Centre Ltd.
For Conditions of Issuance of this test report, please refer to the overleaf or Homepage



STC Test Report

Date: 2016-08-08

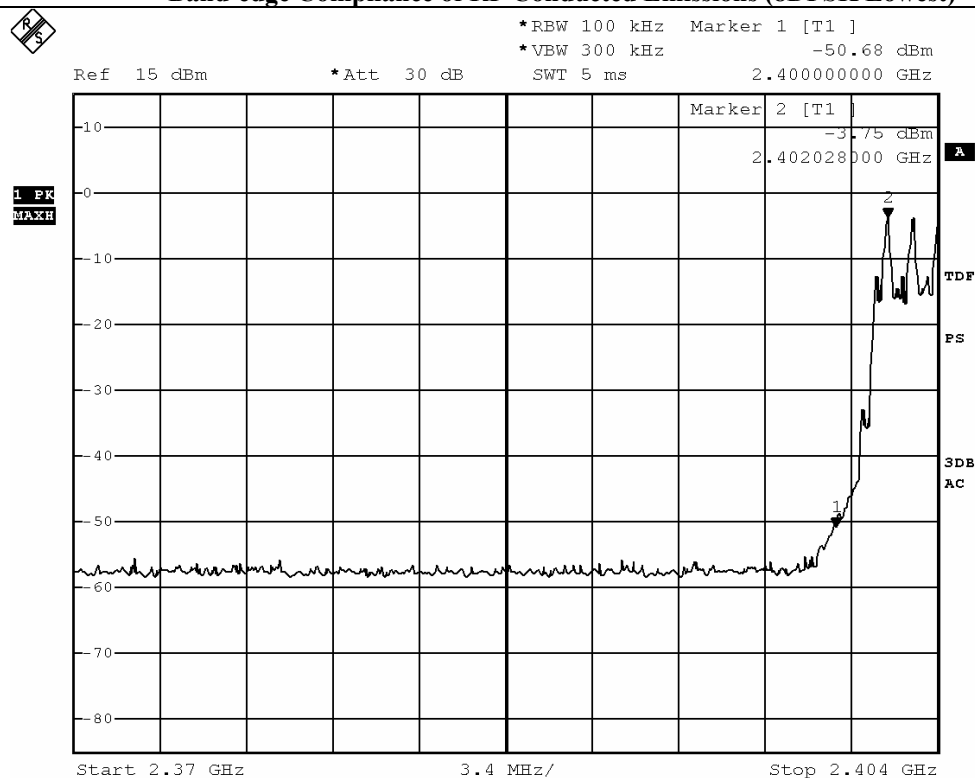
Page 63 of 87

No.: DMA000095

Band-edge Compliance of RF Conducted Emissions Measurement:

Frequency Range [MHz]	Radiated Emission Attenuated below the Fundamental [dB]
2400 – Lowest Fundamental (2402)	46.93

Band-edge Compliance of RF Conducted Emissions (8DPSK Lowest)



The Hong Kong Standards and Testing Centre Ltd.

10 Dai Wang Street, Taipo Industrial Estate, N.T., Hong Kong
Tel: (852) 2666 1888 Fax: (852) 2664 4353 E-mail: hkstc@hkstc.org Homepage: www.stc-group.org

This report shall not be reproduced unless with prior written approval from The Hong Kong Standards and Testing Centre Ltd.
For Conditions of Issuance of this test report, please refer to the overleaf or Homepage



STC Test Report

Date: 2016-08-08

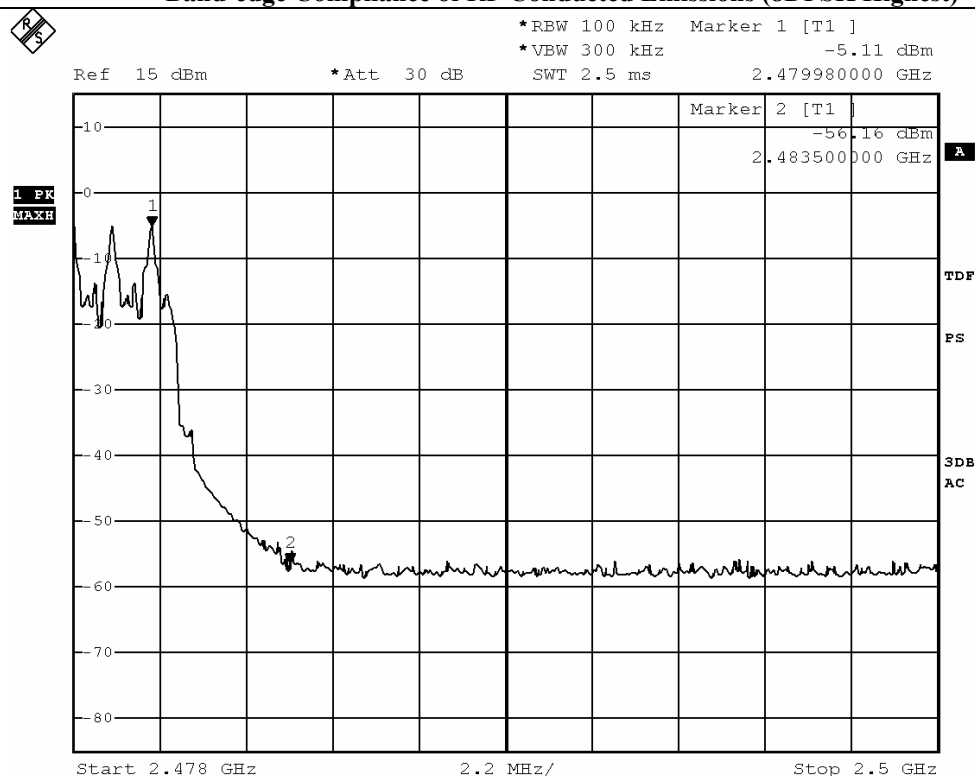
Page 64 of 87

No.: DMA000095

Band-edge Compliance of RF Conducted Emissions Measurement:

Frequency Range [MHz]	Radiated Emission Attenuated below the Fundamental [dB]
Highest Fundamental (2480) - 2483.5	51.05

Band-edge Compliance of RF Conducted Emissions (8DPSK Highest)



The Hong Kong Standards and Testing Centre Ltd.

10 Dai Wang Street, Taipo Industrial Estate, N.T., Hong Kong
Tel: (852) 2666 1888 Fax: (852) 2664 4353 E-mail: hkstc@hkstc.org Homepage: www.stc-group.org

This report shall not be reproduced unless with prior written approval from The Hong Kong Standards and Testing Centre Ltd.
For Conditions of Issuance of this test report, please refer to the overleaf or Homepage



STC Test Report

Date: 2016-08-08
No.: DMA000095

Page 65 of 87

Band-edge Compliance of RF Conducted Emissions Measurement:

Limit :

In any 100 kHz bandwidth outside the frequency band in which the spread spectrum or digitally modulated intentional radiator is operating, the radio frequency power that is produced by the intentional radiator shall be at least 20 dB below that in the 100 kHz bandwidth within the band that contains the highest level of the desired power, based on either an RF conducted or a radiated measurement. Attenuation below the general limits specified in Section 15.209(a) is not required. According to the test method DA 00-705.

Spectrum Analyzer Setting:

RBW = 100kHz, VBW = 300kHz, Sweep = Coupled,

Span = Wide enough to capture the peak level of the emission operating on the channel closest to the band edge, as well as any modulation products that fall outside of the authorized band of operation.

Detector = Peak, Trace = Max. hold

Remark: Emissions under the fixed frequency mode and hopping mode have been investigated, the worst-case measurement results were recorded in the test report

The Hong Kong Standards and Testing Centre Ltd.

10 Dai Wang Street, Taipo Industrial Estate, N.T., Hong Kong
Tel: (852) 2666 1888 Fax: (852) 2664 4353 E-mail: hkstc@hkstc.org Homepage: www.stc-group.org

This report shall not be reproduced unless with prior written approval from The Hong Kong Standards and Testing Centre Ltd.
For Conditions of Issuance of this test report, please refer to the overleaf or Homepage



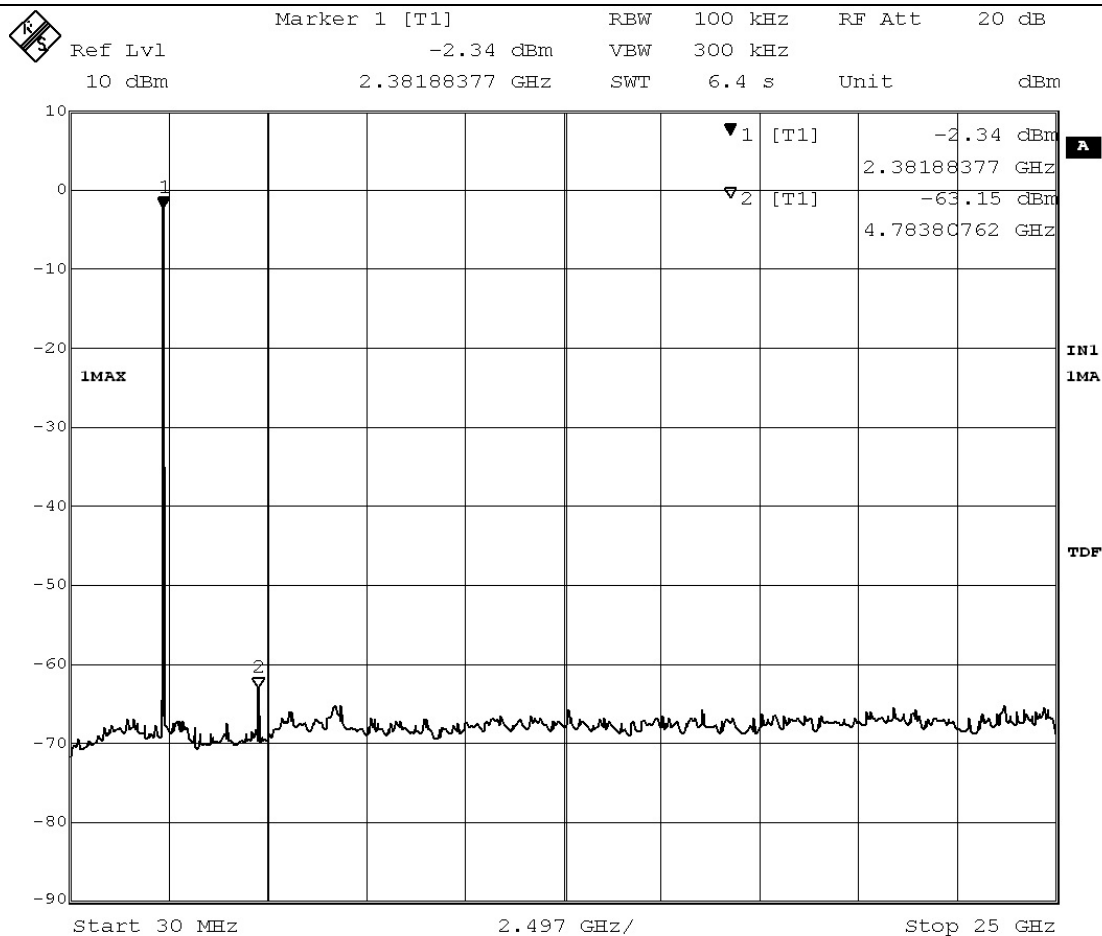
STC Test Report

Date: 2016-08-08

Page 66 of 87

No.: DMA000095

Band-edge Compliance of RF Conducted Emissions (GFSK 2402)



The Hong Kong Standards and Testing Centre Ltd.

10 Dai Wang Street, Taipo Industrial Estate, N.T., Hong Kong
Tel: (852) 2666 1888 Fax: (852) 2664 4353 E-mail: hkstc@hkstc.org Homepage: www.stc-group.org

This report shall not be reproduced unless with prior written approval from The Hong Kong Standards and Testing Centre Ltd.
For Conditions of Issuance of this test report, please refer to the overleaf or Homepage



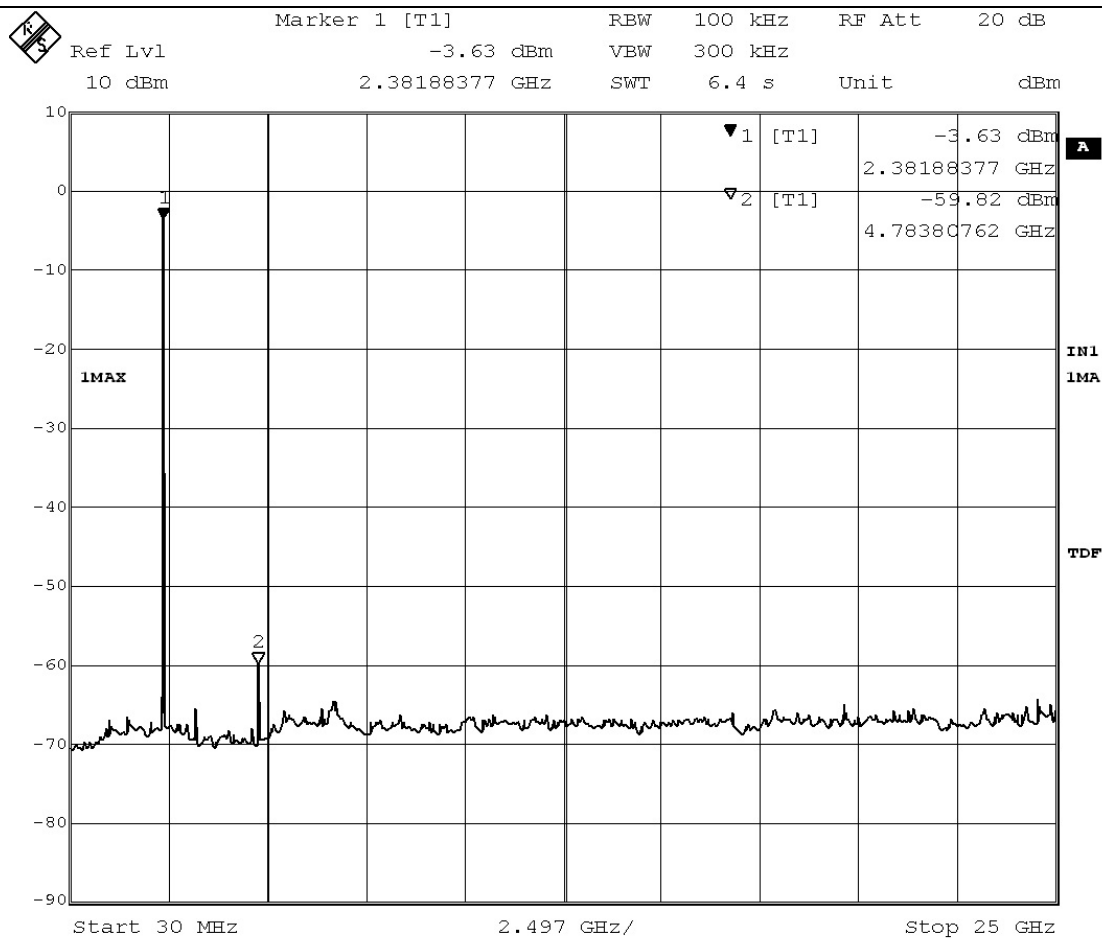
STC Test Report

Date: 2016-08-08

Page 67 of 87

No.: DMA000095

Band-edge Compliance of RF Conducted Emissions ($\pi/4$ -DQPSK 2402)



The Hong Kong Standards and Testing Centre Ltd.

10 Dai Wang Street, Taipo Industrial Estate, N.T., Hong Kong
Tel: (852) 2666 1888 Fax: (852) 2664 4353 E-mail: hkstc@hkstc.org Homepage: www.stc-group.org

This report shall not be reproduced unless with prior written approval from The Hong Kong Standards and Testing Centre Ltd.
For Conditions of Issuance of this test report, please refer to the overleaf or Homepage



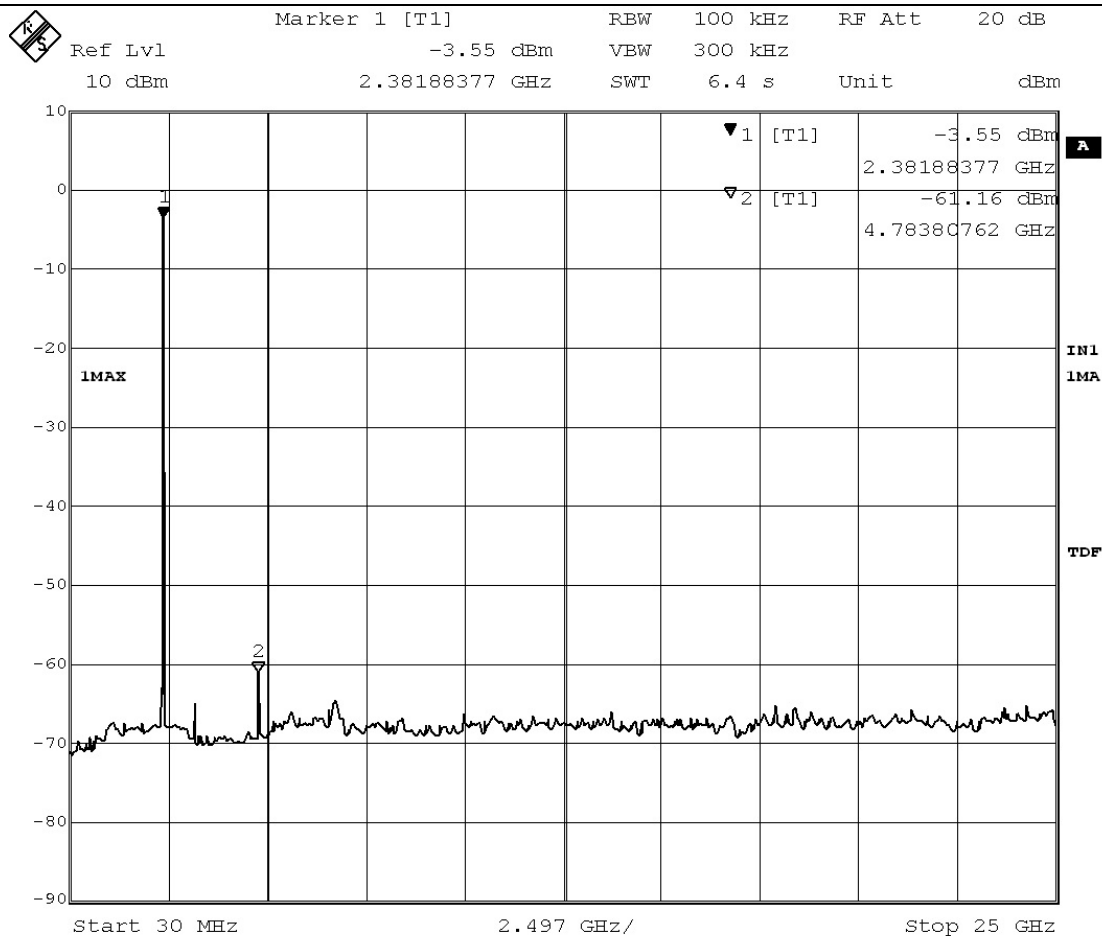
STC Test Report

Date: 2016-08-08

Page 68 of 87

No.: DMA000095

Band-edge Compliance of RF Conducted Emissions (8DPSK 2402)



The Hong Kong Standards and Testing Centre Ltd.

10 Dai Wang Street, Taipo Industrial Estate, N.T., Hong Kong
Tel: (852) 2666 1888 Fax: (852) 2664 4353 E-mail: hkstc@hkstc.org Homepage: www.stc-group.org

This report shall not be reproduced unless with prior written approval from The Hong Kong Standards and Testing Centre Ltd.
For Conditions of Issuance of this test report, please refer to the overleaf or Homepage



STC Test Report

Date: 2016-08-08
No.: DMA000095

Page 69 of 87

3.1.8 Time of Occupancy (Dwell Time)

Requirements:

The average time of occupancy on any channel shall not be greater than 0.4 seconds within a period of 0.4 seconds multiplied by the number of hopping channel employed.
No requirements for Digital Transmission System.

Spectrum Analyzer Setting:

RBW = 300kHz, VBW \geq RBW,

Sweep = A longer sweep time to show two successive hops on a channel,

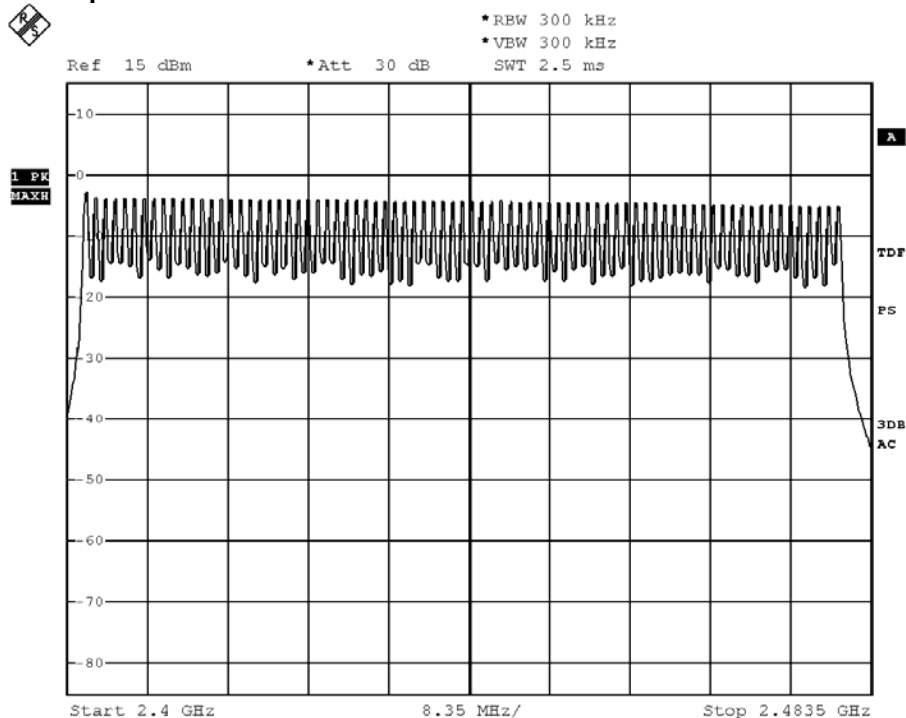
Span = Zero, Detector = Peak, Trace = Max. hold

Dwell Time = Pulse Duration * hop rate / number of channel * observation duration

Observed duration: 0.4s x 79 = 31.6s

Measurement Data:

Channel Occupied in 8DPSK: 79 of 79 Channel



The Hong Kong Standards and Testing Centre Ltd.

10 Dai Wang Street, Taipo Industrial Estate, N.T., Hong Kong
Tel: (852) 2666 1888 Fax: (852) 2664 4353 E-mail: hkstc@hkstc.org Homepage: www.stc-group.org

This report shall not be reproduced unless with prior written approval from The Hong Kong Standards and Testing Centre Ltd.
For Conditions of Issuance of this test report, please refer to the overleaf or Homepage



STC Test Report

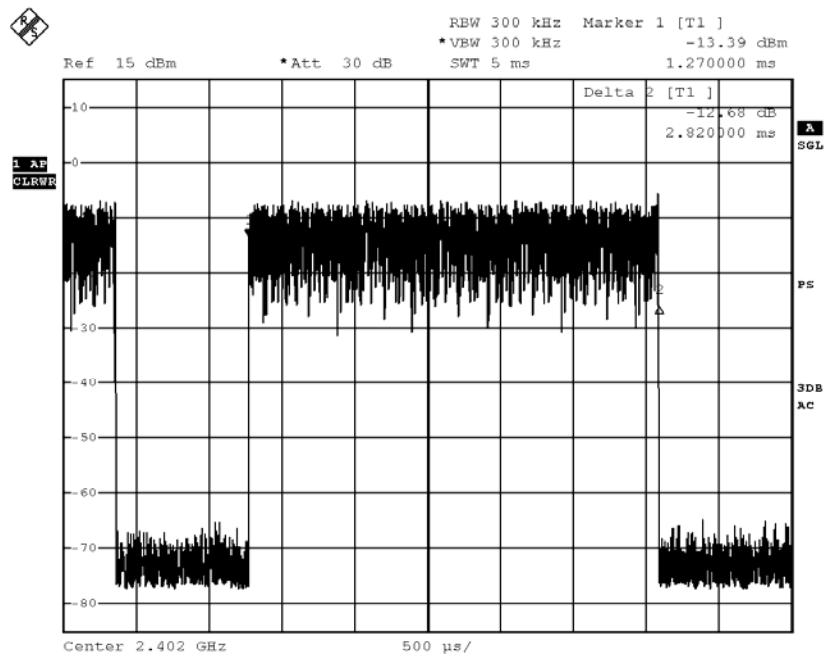
Date: 2016-08-08
No.: DMA000095

Page 70 of 87

DH5 Packet:

DH5 Packet permit maximum $1600/79/6 = 3.37$ hops per second in each channel (5 time slots RX, 1 time slot TX). The Dwell time is the time duration of the pulse times $3.37 \times 31.6 = 106.6$ within 31.6 seconds

Fig. A
[Pulse duration of Lowest Channel]



The Hong Kong Standards and Testing Centre Ltd.

10 Dai Wang Street, Taipo Industrial Estate, N.T., Hong Kong
Tel: (852) 2666 1888 Fax: (852) 2664 4353 E-mail: hkstc@hkstc.org Homepage: www.stc-group.org

This report shall not be reproduced unless with prior written approval from The Hong Kong Standards and Testing Centre Ltd.
For Conditions of Issuance of this test report, please refer to the overleaf or Homepage



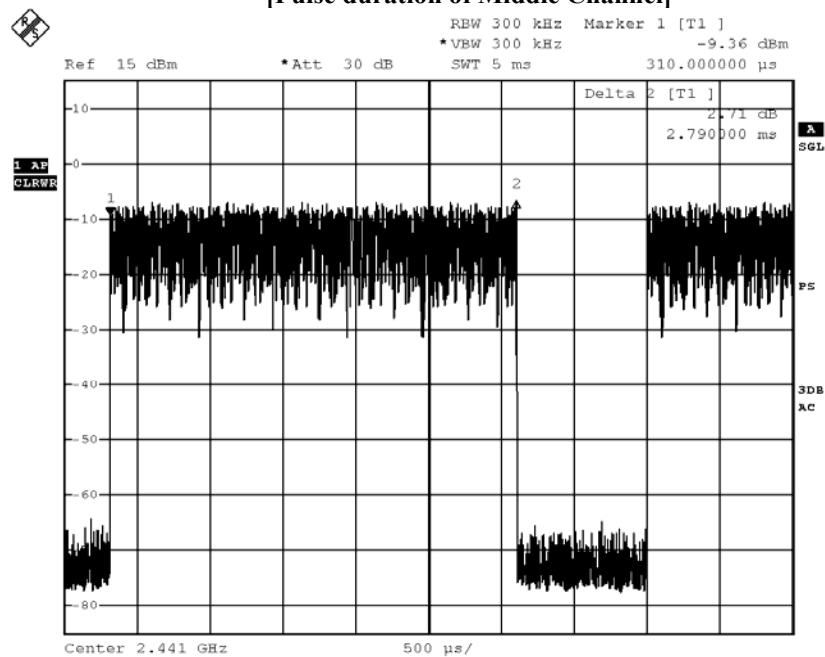
STC Test Report

Date: 2016-08-08

No.: DMA000095

Page 71 of 87

Fig. B
[Pulse duration of Middle Channel]



The Hong Kong Standards and Testing Centre Ltd.

10 Dai Wang Street, Taipo Industrial Estate, N.T., Hong Kong
Tel: (852) 2666 1888 Fax: (852) 2664 4353 E-mail: hkstc@hkstc.org Homepage: www.stc-group.org

This report shall not be reproduced unless with prior written approval from The Hong Kong Standards and Testing Centre Ltd.
For Conditions of Issuance of this test report, please refer to the overleaf or Homepage

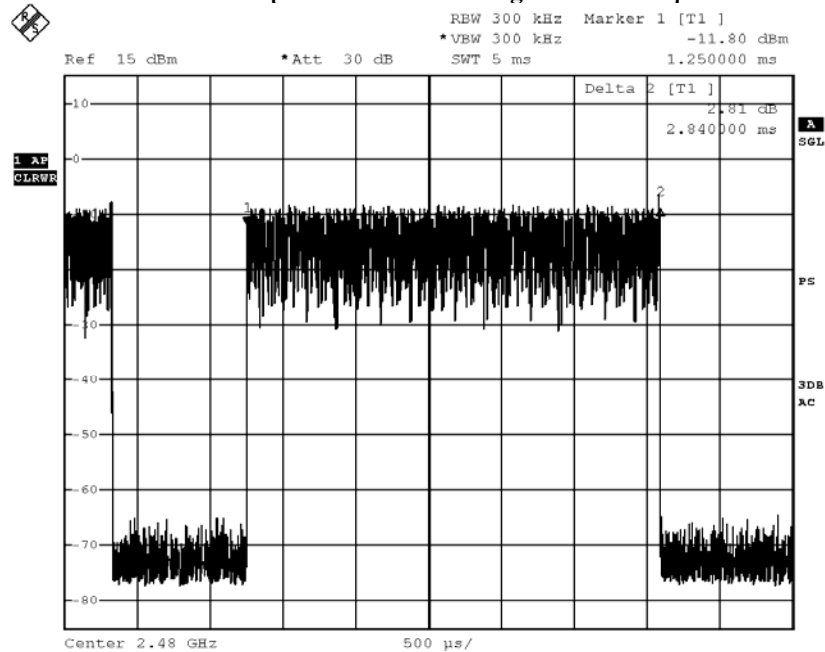


STC Test Report

Date: 2016-08-08
No.: DMA000095

Page 72 of 87

Fig. C
[Pulse duration of Highest Channel]



The Hong Kong Standards and Testing Centre Ltd.

10 Dai Wang Street, Taipo Industrial Estate, N.T., Hong Kong
Tel: (852) 2666 1888 Fax: (852) 2664 4353 E-mail: hkstc@hkstc.org Homepage: www.stc-group.org

This report shall not be reproduced unless with prior written approval from The Hong Kong Standards and Testing Centre Ltd.
For Conditions of Issuance of this test report, please refer to the overleaf or Homepage



STC Test Report

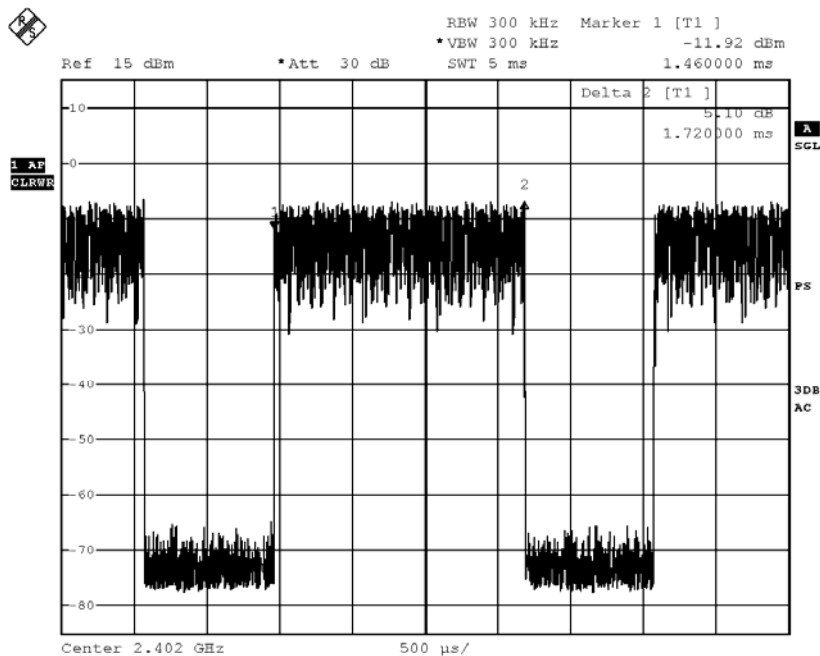
Date: 2016-08-08
No.: DMA000095

Page 73 of 87

DH3 Packet:

DH3 Packet permit maximum $1600/79/4 = 5.06$ hops per second in each channel (3 time slots RX, 1 time slot TX). The Dwell time is the time duration of the pulse times $5.06 \times 31.6 = 160$ within 31.6 seconds

Fig. D
[Pulse duration of Lowest Channel]



The Hong Kong Standards and Testing Centre Ltd.

10 Dai Wang Street, Taipo Industrial Estate, N.T., Hong Kong
Tel: (852) 2666 1888 Fax: (852) 2664 4353 E-mail: hkstc@hkstc.org Homepage: www.stc-group.org

This report shall not be reproduced unless with prior written approval from The Hong Kong Standards and Testing Centre Ltd.
For Conditions of Issuance of this test report, please refer to the overleaf or Homepage



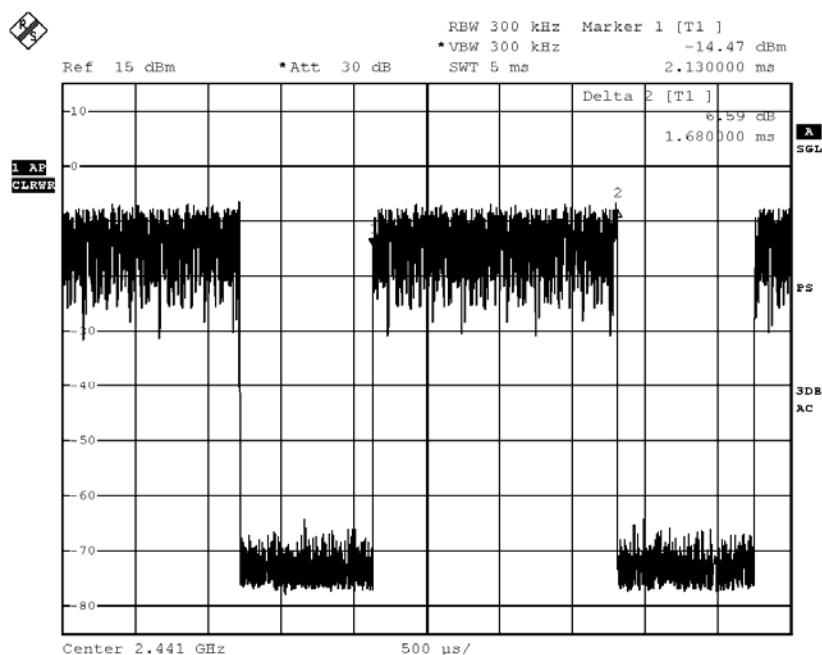
STC Test Report

Date: 2016-08-08

No.: DMA000095

Page 74 of 87

Fig. E
[Pulse duration of Middle Channel]



The Hong Kong Standards and Testing Centre Ltd.

10 Dai Wang Street, Taipo Industrial Estate, N.T., Hong Kong
Tel: (852) 2666 1888 Fax: (852) 2664 4353 E-mail: hkstc@hkstc.org Homepage: www.stc-group.org

This report shall not be reproduced unless with prior written approval from The Hong Kong Standards and Testing Centre Ltd.
For Conditions of Issuance of this test report, please refer to the overleaf or Homepage

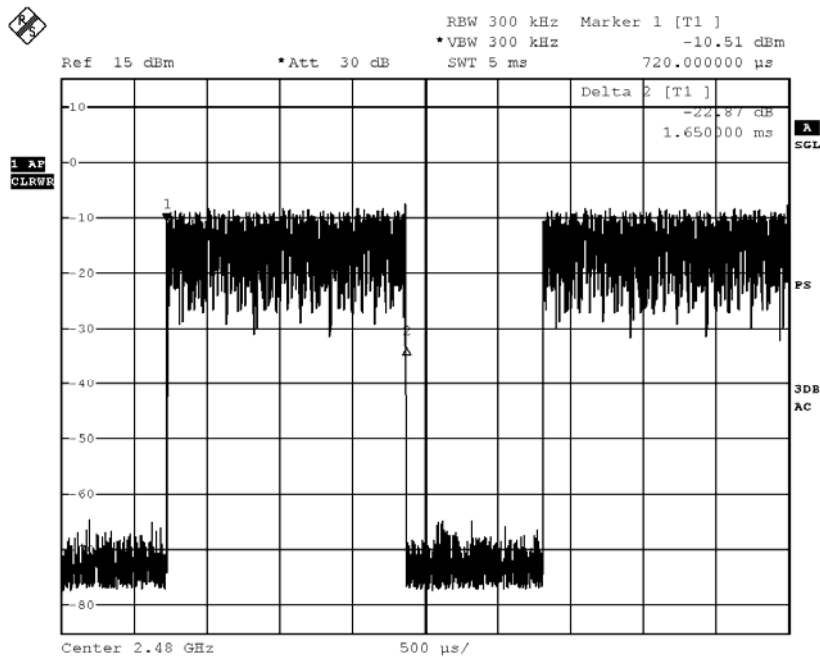


STC Test Report

Date: 2016-08-08
No.: DMA000095

Page 75 of 87

Fig. F
[Pulse duration of Highest Channel]



The Hong Kong Standards and Testing Centre Ltd.

10 Dai Wang Street, Taipo Industrial Estate, N.T., Hong Kong
Tel: (852) 2666 1888 Fax: (852) 2664 4353 E-mail: hkstc@hkstc.org Homepage: www.stc-group.org

This report shall not be reproduced unless with prior written approval from The Hong Kong Standards and Testing Centre Ltd.
For Conditions of Issuance of this test report, please refer to the overleaf or Homepage



STC Test Report

Date: 2016-08-08

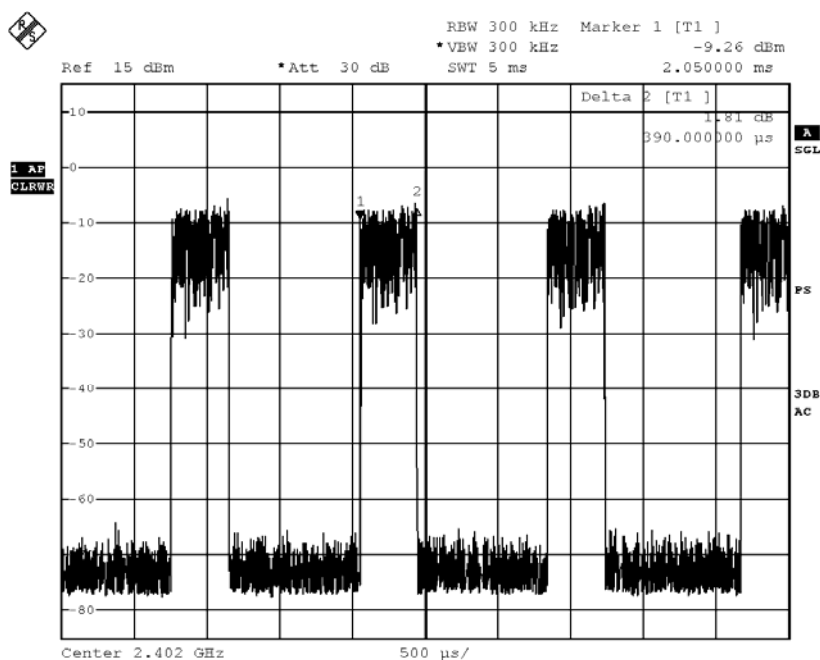
Page 76 of 87

No.: DMA000095

DH1 Packet:

DH1 Packet permit maximum $1600/79/2 = 10.12$ hops per second in each channel (3 time slots RX, 1 time slot TX). The Dwell time is the time duration of the pulse times $10.12 \times 31.6 = 320$ within 31.6 seconds

Fig. G
[Pulse duration of Lowest Channel]



The Hong Kong Standards and Testing Centre Ltd.

10 Dai Wang Street, Taipo Industrial Estate, N.T., Hong Kong
Tel: (852) 2666 1888 Fax: (852) 2664 4353 E-mail: hkstc@hkstc.org Homepage: www.stc-group.org

This report shall not be reproduced unless with prior written approval from The Hong Kong Standards and Testing Centre Ltd.
For Conditions of Issuance of this test report, please refer to the overleaf or Homepage

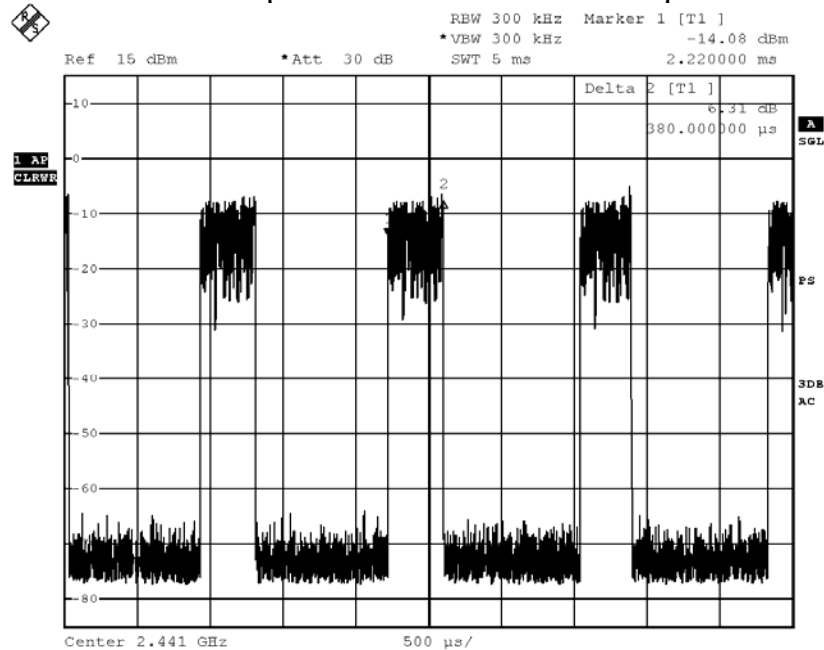


STC Test Report

Date: 2016-08-08
No.: DMA000095

Page 77 of 87

Fig. H
[Pulse duration of Middle Channel]



The Hong Kong Standards and Testing Centre Ltd.

10 Dai Wang Street, Taipo Industrial Estate, N.T., Hong Kong
Tel: (852) 2666 1888 Fax: (852) 2664 4353 E-mail: hkstc@hkstc.org Homepage: www.stc-group.org

This report shall not be reproduced unless with prior written approval from The Hong Kong Standards and Testing Centre Ltd.
For Conditions of Issuance of this test report, please refer to the overleaf or Homepage



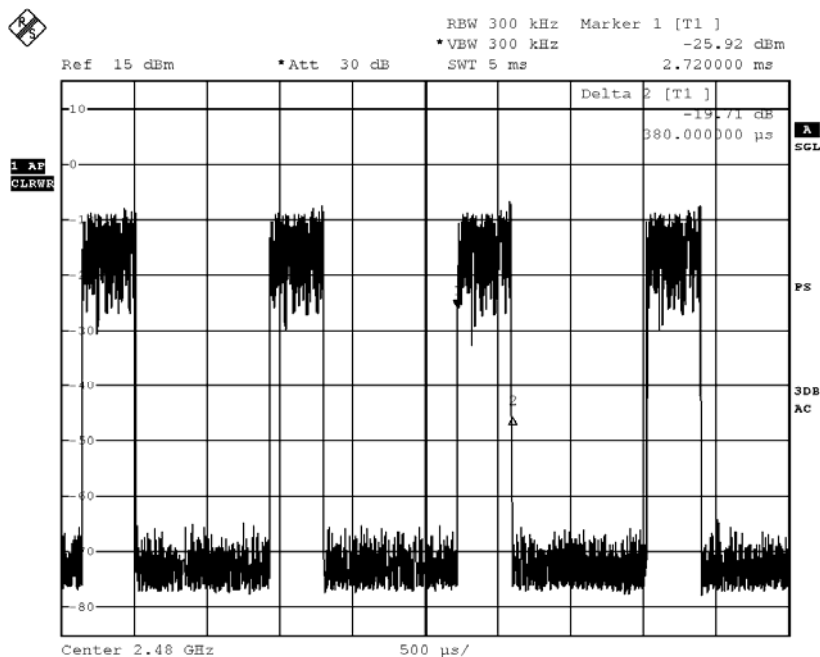
STC Test Report

Date: 2016-08-08

Page 78 of 87

No.: DMA000095

Fig. I
[Pulse duration of Highest Channel]



Time of occupancy (Dwell Time):

Data Packet	Frequency (MHz)	Pulse Duration (ms)	Dwell Time (s)	Limits (s)	Test Results
DH5	2402	2.82	0.267	0.400	Complies
DH5	2441	2.79	0.264	0.400	Complies
DH5	2480	2.84	0.269	0.400	Complies
DH3	2402	1.72	0.272	0.400	Complies
DH3	2441	1.68	0.265	0.400	Complies
DH3	2480	1.65	0.261	0.400	Complies
DH1	2402	0.39	0.123	0.400	Complies
DH1	2441	0.38	0.120	0.400	Complies
DH1	2480	0.38	0.120	0.400	Complies

The Hong Kong Standards and Testing Centre Ltd.

10 Dai Wang Street, Taipo Industrial Estate, N.T., Hong Kong
Tel: (852) 2666 1888 Fax: (852) 2664 4353 E-mail: hkstc@hkstc.org Homepage: www.stc-group.org

This report shall not be reproduced unless with prior written approval from The Hong Kong Standards and Testing Centre Ltd.
For Conditions of Issuance of this test report, please refer to the overleaf or Homepage



STC Test Report

Date: 2016-08-08
No.: DMA000095

Page 79 of 87

3.1.9 Channel Centre Frequency

Requirements:

Frequency hopping system in the 2400-2483.5MHz band shall use at least 79 (Channel 1 to 79) non-overlapping channels.

The EUT operates in according with the Bluetooth system specification within the 2400 - 2483.5 MHz frequency band.

RF channels for Bluetooth systems are spaced 1 MHz and are ordered in channel number k. In order to comply with out-of-band regulations, a lower frequency guard band of 2.0 MHz and a higher frequency guard band of 3.5MHz is used.

The operating frequencies of each channel are as follows:

First RF channel start from 2400MHz + 2MHz guard band = 2402MHz

Frequency of RF Channel = 2402+k MHz, k = 1,...,79 (Channel separation = 1MHz)

The Hong Kong Standards and Testing Centre Ltd.

10 Dai Wang Street, Taipo Industrial Estate, N.T., Hong Kong
Tel: (852) 2666 1888 Fax: (852) 2664 4353 E-mail: hkstc@hkstc.org Homepage: www.stc-group.org

This report shall not be reproduced unless with prior written approval from The Hong Kong Standards and Testing Centre Ltd.
For Conditions of Issuance of this test report, please refer to the overleaf or Homepage



STC Test Report

Date: 2016-08-08

Page 80 of 87

No.: DMA000095

3.1.10 Pseudorandom Hopping Algorithm

Requirements:

The channel frequencies shall be selected from a pseudorandom ordered list of hopping frequencies. Each frequency must be used equally by the transmitter.

EUT Pseudorandom Hopping Algorithm

The EUT is a Bluetooth device, the Pseudo-random hopping pattern; hopping characteristics and algorithm are based on the Bluetooth specification.

The Hong Kong Standards and Testing Centre Ltd.

10 Dai Wang Street, Taipo Industrial Estate, N.T., Hong Kong
Tel: (852) 2666 1888 Fax: (852) 2664 4353 E-mail: hkstc@hkstc.org Homepage: www.stc-group.org

This report shall not be reproduced unless with prior written approval from The Hong Kong Standards and Testing Centre Ltd.
For Conditions of Issuance of this test report, please refer to the overleaf or Homepage



STC Test Report

Date: 2016-08-08

Page 81 of 87

No.: DMA000095

3.1.11 Antenna Requirement

Test Requirements: § 15.203

Test Specification:

An intentional radiator shall be designed to ensure that no antenna other than that furnished by the responsible party shall be used with the device. The use of a permanently attached antenna or of an antenna that uses a unique coupling to the intentional radiator shall be considered sufficient to comply with the provisions of this section. The manufacturer may design the unit so that a broken antenna can be replaced by the user, but the use of a standard antenna jack or electrical connector is prohibited.

Test Results:

This is Meander Line antenna. There is no external antenna, the antenna gain = 2.12dBi. User is unable to remove or changed the Antenna.

The Hong Kong Standards and Testing Centre Ltd.

10 Dai Wang Street, Taipo Industrial Estate, N.T., Hong Kong
Tel: (852) 2666 1888 Fax: (852) 2664 4353 E-mail: hkstc@hkstc.org Homepage: www.stc-group.org

This report shall not be reproduced unless with prior written approval from The Hong Kong Standards and Testing Centre Ltd.
For Conditions of Issuance of this test report, please refer to the overleaf or Homepage



STC Test Report

Date: 2016-08-08
No.: DMA000095

Page 82 of 87

3.1.12 RF Exposure

Test Requirement: FCC 47CFR 15.247(i)
Test Date: 2016-08-03
Mode of Operation: Tx mode

Test Method:

Systems operating under the provisions of this section shall be operated in a manner that ensures that the public is not exposed to radio frequency energy levels in excess of the Commission's guidelines.

Test Results:

The EUT complied with the requirement(s) of this section.
EUT meets the requirements of these sections as proven through MPE calculation
The MPE calculation for EUT @ 20cm
Based on the highest P = 1.06 mW

$$\begin{aligned} P_d &= PG / 4\pi R^2 = (1.06 \times 1.63) / 12.566 \times (20)^2 \\ &= (1.73) / 12.566 \times 400 = 1.73 / 5026.4 \\ &= 0.000344 \text{ mW/cm}^2 \end{aligned}$$

where:

- *Pd = power density in mW/cm²
- * G = Antenna numeric gain (1.63); Log G = g/10 (g = 2.12dBi).
- * P = Conducted RF power to antenna (1.06 mW).
- * R = Minimum allowable distance.(20 cm)

- *The power density Pd = 0.000344 mW/cm² is less than 1 mW/cm² (listed MPE limit)
- *The SAR evaluation is not needed (this is a desk top device, R > 20 cm)
- * The EUT(antenna) must be 0.2 meters away from the General Population.

The Hong Kong Standards and Testing Centre Ltd.

10 Dai Wang Street, Taipo Industrial Estate, N.T., Hong Kong
Tel: (852) 2666 1888 Fax: (852) 2664 4353 E-mail: hkstc@hkstc.org Homepage: www.stc-group.org

This report shall not be reproduced unless with prior written approval from The Hong Kong Standards and Testing Centre Ltd.
For Conditions of Issuance of this test report, please refer to the overleaf or Homepage



STC Test Report

Date: 2016-08-08

Page 83 of 87

No.: DMA000095

Appendix A

List of Measurement Equipment

Radiated Emission

EQP NO.	DESCRIPTION	MANUFACTURER	MODEL NO.	SERIAL NO.	LAST CAL	DUE CAL
EM299	Double-Ridged Waveguide Horn Antenna	ETS-Lindgren	3115	00114120	2016/04/27	2018/04/27
EM215	MULTIDEVICE CONTROLLER	EMCO	2090	00024676	N/A	N/A
EM216	MINI MAST SYSTEM	EMCO	2075	00026842	N/A	N/A
EM217	ELECTRIC POWERED TURNTABLE	EMCO	2088	00029144	N/A	N/A
EM218	ANECHOIC CHAMBER	ETS-Lindgren	FACT-3	--	2016/04/24	2017/04/24
EM355	Biconilog Antenna	ETS-Lindgren	3143B	00094856	2016/03/03	2018/03/03
EM229	EMI Test Receiver	R&S	ESIB40	100248	2016/06/01	2017/06/01
EM181	EMI TEST RECEIVER	ROHDE & SCHWARZ	ESIB7	100072	2016/06/01	2017/06/01
EM145	EMI Test Receiver	R & S	ESCS 30	830245/021	2016/06/01	2017/06/01
EM353	LOOP ANTENNA	ETS LINDGREN	6502	00206533	2016/03/16	2018/03/16
EM302	Precision Omnidirectional Dipole (1 – 6GHz)	Seibersdorf Laboratories	POD 16	161806/L	2016/05/11	2018/05/11
EM303	Precision Omnidirectional Dipole (6 – 18GHz)	Seibersdorf Laboratories	POD 618	6181908/L	2016/05/11	2018/05/11

Line Conducted

EQP NO.	DESCRIPTION	MANUFACTURER	MODEL NO.	SERIAL NO.	LAST CAL	DUE CAL
EM119	LISN	R & S	ESH3-Z5	0831.5518.52	2015/10/22	2016/10/22
EM145	EMI Test Receiver	R & S	ESCS 30	830245/021	2016/06/01	2017/06/01
EM179	IMPULSE LIMITER	ROHDE & SCHWARZ	ESH3-Z2	357-8810.52/54	2016/01/11	2017/01/11
EM154	SHIELDING ROOM	SIEMENS MATSUSHITA COMPONENTS	N/A	803-740-057-99A	2012/02/03	2017/02/03
N/A	mEASUREMENT AND EVALUATION SOFTWARE	ROHDE & SCHWARZ	esib-k1	v1.20	n/a	n/a

Remarks:-

N/A Not Applicable or Not Available

The Hong Kong Standards and Testing Centre Ltd.

10 Dai Wang Street, Taipo Industrial Estate, N.T., Hong Kong
Tel: (852) 2666 1888 Fax: (852) 2664 4353 E-mail: hkstc@hkstc.org Homepage: www.stc-group.org

This report shall not be reproduced unless with prior written approval from The Hong Kong Standards and Testing Centre Ltd.
For Conditions of Issuance of this test report, please refer to the overleaf or Homepage



STC Test Report

Date: 2016-08-08

Page 84 of 87

No.: DMA000095

Appendix B

Photographs of EUT

Front View of the product




Rear View of the product




Inside View of the product



Inner Circuit Top View



Inner Circuit Bottom View



Inner Circuit Top View



The Hong Kong Standards and Testing Centre Ltd.

10 Dai Wang Street, Taipo Industrial Estate, N.T., Hong Kong
Tel: (852) 2666 1888 Fax: (852) 2664 4353 E-mail: hkstc@hkstc.org Homepage: www.stc-group.org

This report shall not be reproduced unless with prior written approval from The Hong Kong Standards and Testing Centre Ltd.
For Conditions of Issuance of this test report, please refer to the overleaf or Homepage



STC Test Report

Date: 2016-08-08

No.: DMA000095

Page 85 of 87

Photographs of EUT


Inner Circuit Bottom View




Inner Circuit Top View




Inner Circuit Bottom View



Inner Circuit Top View



Inner Circuit Bottom View



The Hong Kong Standards and Testing Centre Ltd.

10 Dai Wang Street, Taipo Industrial Estate, N.T., Hong Kong
Tel: (852) 2666 1888 Fax: (852) 2664 4353 E-mail: hkstc@hkstc.org Homepage: www.stc-group.org

This report shall not be reproduced unless with prior written approval from The Hong Kong Standards and Testing Centre Ltd.
For Conditions of Issuance of this test report, please refer to the overleaf or Homepage



STC Test Report

Date: 2016-08-08

Page 86 of 87


No.: DMA000095

Photographs of EUT

Measurement of Radiated Emission Test Set Up



Measurement of Radiated Emission Test Set Up



The Hong Kong Standards and Testing Centre Ltd.

10 Dai Wang Street, Taipo Industrial Estate, N.T., Hong Kong
Tel: (852) 2666 1888 Fax: (852) 2664 4353 E-mail: hkstc@hkstc.org Homepage: www.stc-group.org

This report shall not be reproduced unless with prior written approval from The Hong Kong Standards and Testing Centre Ltd.
For Conditions of Issuance of this test report, please refer to the overleaf or Homepage



STC Test Report


Date: 2016-08-08

Page 87 of 87

No.: DMA000095

Photographs of EUT

Measurement of Radiated Emission Test Set Up



Measurement of Conducted Emission Test Set Up



******* End of Test Report *******

The Hong Kong Standards and Testing Centre Ltd.

10 Dai Wang Street, Taipo Industrial Estate, N.T., Hong Kong
Tel: (852) 2666 1888 Fax: (852) 2664 4353 E-mail: hkstc@hkstc.org Homepage: www.stc-group.org

This report shall not be reproduced unless with prior written approval from The Hong Kong Standards and Testing Centre Ltd.
For Conditions of Issuance of this test report, please refer to the overleaf or Homepage