



Test Report

Date : 2022-04-28
No. : HMD22040013

Page 1 of 91

Applicant : Hip Shing Electronics Limited
Units 1.2&3,20/F., New Treasure Centre, 10., Ng Fong Street, San Po Kong, Kowloon, Hong Kong

Supplier / Manufacturer : Dongguan Zhi Cheng Electronic Products Co., Ltd.
No.32 Shangbao Road, 188 Industrial Zone, Pingshan, Tangxia, Dongguan, Guangdong, China

Description of Sample(s) : Submitted sample(s) said to be
Product: Internet, DAB/DAB+ and FM Digital Radio With Bluetooth and CD
Brand Name: REVO
Model No.: SUPERCD
FCC ID: BZAIDFB2215H5X

Date Samples Received : 2022-04-08

Date Tested : 2022-04-08 to 2022-04-24

Investigation Requested : Perform Electro Magnetic Interference measurement in accordance with FCC 47CFR [Codes of Federal Regulations] Part 15 and ANSI C63.10:2013 for FCC Certification.

Conclusions : The submitted product COMPLIED with the requirements of Federal Communications Commission [FCC] Rules and Regulations Part 15. The tests were performed in accordance with the standards described above and on Section 2.2 in this Test Report.

Remarks : Bluetooth FHSS (GFSK / $\pi/4$ -DQPSK / 8DPSK)


Dr.CHAN Kwok Hung, Brian
Authorized Signatory



Test Report

Date : 2022-04-28
No. : HMD22040013

Page 2 of 91

CONTENT:

| | |
|---------|--------------|
| Cover | Page 1 of 91 |
| Content | Page 2 of 91 |

1.0 General Details

| | |
|--|--------------|
| 1.1 Test Laboratory | Page 3 of 91 |
| 1.2 Equipment Under Test [EUT] Description of EUT operation | Page 3 of 91 |
| 1.3 Date of Order | Page 3 of 91 |
| 1.4 Submitted Sample(s) | Page 3 of 91 |
| 1.5 Test Duration | Page 3 of 91 |
| 1.6 Country of Origin | Page 3 of 91 |
| 1.7 RF Module Details | Page 4 of 91 |
| 1.8 Antenna Details | Page 4 of 91 |
| 1.9 Channel List | Page 4 of 91 |

2.0 Technical Details

| | |
|--|--------------|
| 2.1 Investigations Requested | Page 5 of 91 |
| 2.2 Test Standards and Results Summary | Page 6 of 91 |
| 2.3 Table for Test Modes | Page 7 of 91 |

3.0 Test Results

| | |
|--------------|-----------------|
| 3.1 Emission | Page 8-85 of 91 |
|--------------|-----------------|

Appendix A

| | |
|-------------------------------|---------------|
| List of Measurement Equipment | Page 86 of 91 |
|-------------------------------|---------------|

Appendix B

| | |
|--------------------------|------------------|
| Photograph(s) of Product | Page 87-91 of 91 |
|--------------------------|------------------|



Test Report

Date : 2022-04-28
No. : HMD22040013

Page 3 of 91

1.0 General Details

1.1 Test Laboratory

The Hong Kong Standards and Testing Centre Ltd.
EMC Laboratory
10 Dai Wang Street, Taipo Industrial Estate, New Territories, Hong Kong
Telephone: 852 2666 1888
Fax: 852 2664 4353

1.2 Equipment Under Test [EUT]

Description of Sample(s)

Product: Internet, DAB/DAB+ and FM Digital Radio With Bluetooth and CD
Manufacturer: Dongguan Zhi Cheng Electronic Products Co., Ltd.
No.32 Shangbao Road, 188 Industrial Zone, Pingshan, Tangxia,
Dongguan, Guangdong, China
Brand Name: REVO
Model Number: SUPERCD
Rating: 20.0Vd.c. by adapter
The AC/DC adapter was provided by the applicant with following details:
Brand name: REVO, Model no.: BQ60A-2003000-D
Input: 100-240Va.c. 50/60Hz 1500mA, Output: 20.0Vd.c. 3.0A 60.0W

1.2.1 Description of EUT Operation

The Equipment Under Test (EUT) is an Internet, DAB/DAB+ and FM Digital Radio With Bluetooth and CD. The transmission signal is digital modulated with channel frequency range 2402-2480MHz. The R.F. signal was modulated by IC; the type of modulation used was frequency hopping spread spectrum Modulation.

1.3 Date of Order

2024-04-08

1.4 Submitted Sample(s):

1 Sample

1.5 Test Duration

2022-04-08 to 2022-04-24

1.6 Country of Origin

China

The Hong Kong Standards and Testing Centre Limited
10 Dai Wang Street, Taipo Industrial Estate, Tai Po, N.T., Hong Kong

Tel: +852 2666 1888 Fax: +852 2664 4353 Email: hkstc@stc.group Website: www.stc.group

This report shall not be reproduced unless with prior written approval from The Hong Kong Standards and Testing Centre Limited.

For Conditions of Issuance of this test report, please refer to "Conditions of Issuance of Test Reports" section or Website.



Test Report

Date : 2022-04-28
No. : HMD22040013

Page 4 of 91

1.7 RF Module Details

Module Model Number: Venice X FS2340
Module FCC ID: N/A
Module Transmission Type: Bluetooth V4.2 EDR
Modulation: FHSS (GFSK / $\pi/4$ -DQPSK / 8DPSK)
Data Rates:
1Mbps: GFSK
2 Mbps: $\pi/4$ -DQPSK
3 Mbps: 8DPSK
Frequency Range: 2400-2483.5MHz
Carrier Frequencies: 2402MHz – 2480MHz

Module Specification (specification provided by manufacturer)

1.8 Antenna Details

Antenna Type: PCB antenna
Antenna Gain: 2.5dBi

1.9 Channel List

| Channel | Frequency (MHz) | Channel | Frequency (MHz) |
|---------|-----------------|---------|-----------------|
| 0 | 2402 | 42 | 2444 |
| 1 | 2403 | 43 | 2445 |
| 2 | 2404 | 44 | 2446 |
| 3 | 2405 | 45 | 2447 |
| 4 | 2406 | 46 | 2448 |
| 5 | 2407 | 47 | 2449 |
| 6 | 2408 | 48 | 2450 |
| 7 | 2409 | ... | ... |
| 8 | 2410 | 67 | 2469 |
| 9 | 2411 | 68 | 2470 |
| ... | ... | 69 | 2471 |
| 33 | 2435 | 70 | 2472 |
| 34 | 2436 | 71 | 2473 |
| 35 | 2437 | 72 | 2474 |
| 36 | 2438 | 73 | 2475 |
| 37 | 2439 | 74 | 2476 |
| 38 | 2440 | 75 | 2477 |
| 39 | 2441 | 76 | 2478 |
| 40 | 2442 | 77 | 2479 |
| 41 | 2443 | 78 | 2480 |

The Hong Kong Standards and Testing Centre Limited

10 Dai Wang Street, Taipo Industrial Estate, Tai Po, N.T., Hong Kong

Tel: +852 2666 1888 Fax: +852 2664 4353 Email: hkstc@stc.group Website: www.stc.group

This report shall not be reproduced unless with prior written approval from The Hong Kong Standards and Testing Centre Limited.

For Conditions of Issuance of this test report, please refer to "Conditions of Issuance of Test Reports" section or Website.



Test Report

Date : 2022-04-28
No. : HMD22040013

Page 5 of 91

2.0 Technical Details

2.1 Investigations Requested

Perform Electromagnetic Interference measurements in accordance with FCC 47CFR [Codes of Federal Regulations] Part 15 Regulations and ANSI C63.10:2013 for FCC Certification.

The device was realized by test software.



The Hong Kong Standards and Testing Centre Limited

10 Dai Wang Street, Taipo Industrial Estate, Tai Po, N.T., Hong Kong

Tel: +852 2666 1888 Fax: +852 2664 4353 Email: hkstc@stc.group Website: www.stc.group

This report shall not be reproduced unless with prior written approval from The Hong Kong Standards and Testing Centre Limited.

For Conditions of Issuance of this test report, please refer to "Conditions of Issuance of Test Reports" section or Website.



Test Report

Date : 2022-04-28
No. : HMD22040013

Page 6 of 91

2.2 Test Standards and Results Summary Tables

| EMISSION Results Summary | | | | | | |
|-------------------------------------|---------------------------------------|-------------------|---------------------|-------------------------------------|--------------------------|--------------------------|
| Test Condition | Test Requirement | Test Method | Class / Severity | Test Result | | |
| | | | | Pass | Failed | N/A |
| Maximum Peak Conducted Output Power | FCC 47CFR 15.247(b)(1) | ANSI C63.10: 2013 | N/A | <input checked="" type="checkbox"/> | <input type="checkbox"/> | <input type="checkbox"/> |
| Radiated Spurious Emissions | FCC 47CFR 15.209, FCC 47CFR 15.205 | ANSI C63.10: 2013 | N/A | <input checked="" type="checkbox"/> | <input type="checkbox"/> | <input type="checkbox"/> |
| AC Mains Conducted Emissions | FCC 47CFR 15.207 | ANSI C63.10: 2013 | N/A | <input checked="" type="checkbox"/> | <input type="checkbox"/> | <input type="checkbox"/> |
| Conducted Spurious Emissions | FCC 47CFR 15.247(d) | ANSI C63.10: 2013 | N/A | <input checked="" type="checkbox"/> | <input type="checkbox"/> | <input type="checkbox"/> |
| Number of Hopping Frequency | FCC 47CFR 15.247 (b)(1) | ANSI C63.10: 2013 | N/A | <input checked="" type="checkbox"/> | <input type="checkbox"/> | <input type="checkbox"/> |
| 20dB Bandwidth | FCC 47CFR 15.247(a)(2) | ANSI C63.10: 2013 | N/A | <input checked="" type="checkbox"/> | <input type="checkbox"/> | <input type="checkbox"/> |
| Hopping Channel Separation | FCC 47CFR 15.247(a)(1) | ANSI C63.10: 2013 | N/A | <input checked="" type="checkbox"/> | <input type="checkbox"/> | <input type="checkbox"/> |
| Band-edge measurement (Radiated) | FCC 47CFR 15.247(d) | ANSI C63.10: 2013 | N/A | <input checked="" type="checkbox"/> | <input type="checkbox"/> | <input type="checkbox"/> |
| Pseudorandom Hopping Algorithm | FCC 47CFR 15.247(a)(1) | N/A | N/A | <input checked="" type="checkbox"/> | <input type="checkbox"/> | <input type="checkbox"/> |
| Time of Occupancy (Dwell Time) | FCC 47CFR 15.247(a)(1)(iii) | ANSI C63.10: 2013 | N/A | <input checked="" type="checkbox"/> | <input type="checkbox"/> | <input type="checkbox"/> |
| Antenna requirement | FCC 47CFR 15.203 | N/A | N/A | <input checked="" type="checkbox"/> | <input type="checkbox"/> | <input type="checkbox"/> |

Note: N/A - Not Applicable

The Hong Kong Standards and Testing Centre Limited

10 Dai Wang Street, Tai Po Industrial Estate, Tai Po, N.T., Hong Kong

Tel: +852 2666 1888 Fax: +852 2664 4353 Email: hkstc@stc.group Website: www.stc.group

This report shall not be reproduced unless with prior written approval from The Hong Kong Standards and Testing Centre Limited.

For Conditions of Issuance of this test report, please refer to "Conditions of Issuance of Test Reports" section or Website.



Test Report

Date : 2022-04-28
No. : HMD22040013

Page 7 of 91

2.3 Table for Test Modes

Preliminary tests were performed in different data rate to find the worst radiated emission. The data rate in the table below is the worst case rate with respect to the specific test item.

Investigation has been done on all the possible configurations for searching the worst cases.

The following table is a list of the test modes shown in this test report.

| Test Items | Mode | Data Rate |
|--|-------------------------------|-----------------------|
| Maximum Peak Conducted Output Power | GFSK / $\pi/4$ -DQPSK / 8DPSK | 1MBps / 2MBps/ 3MBps |
| Hopping Channel Separation | GFSK / $\pi/4$ -DQPSK/ 8DPSK | 1MBps / 2MBps/ 3MBps |
| Number of Hopping Frequency | GFSK / $\pi/4$ -DQPSK/ 8DPSK | 1MBps / 2MBp/ 3MBps |
| Time of Occupancy(Dwell Time) | 8DPSK(3DH1/ 3DH3/ 3DH5) | 3MBps |
| Radiated Spurious Emissions | GFSK / $\pi/4$ -DQPSK / 8DPSK | 1MBps / 2MBps/ 3MBps |
| Band-edge compliance of Conducted Emission | GFSK / $\pi/4$ -DQPSK / 8DPSK | 1MBps / 2MBps / 3MBps |

The Hong Kong Standards and Testing Centre Limited

10 Dai Wang Street, Taipo Industrial Estate, Tai Po, N.T., Hong Kong

Tel: +852 2666 1888 Fax: +852 2664 4353 Email: hkstc@stc.group Website: www.stc.group

This report shall not be reproduced unless with prior written approval from The Hong Kong Standards and Testing Centre Limited.

For Conditions of Issuance of this test report, please refer to "Conditions of Issuance of Test Reports" section or Website.



Test Report

Date : 2022-04-28
No. : HMD22040013

Page 8 of 91

3.0 Test Results

3.1 Emission

3.1.1 Maximum Peak Conducted Output Power

| | |
|--------------------|-------------------------|
| Test Requirement: | FCC 47CFR 15.247(b) (1) |
| Test Method: | ANSI C63.10: 2013 |
| Test Date: | 2022-04-18 |
| Mode of Operation: | Tx mode |

| | | |
|---------------------------|------------------------|-------------------------------|
| Ambient Temperature: 25°C | Relative Humidity: 51% | Atmospheric Pressure: 101 kPa |
|---------------------------|------------------------|-------------------------------|

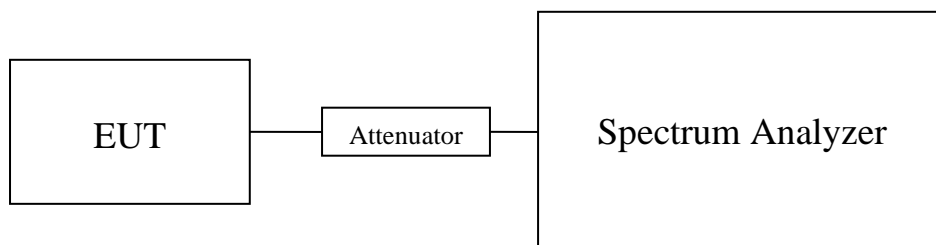
Test Method:

A temporary antenna connector was soldered to the RF output. The RF output of the EUT was connected to the spectrum analyzer. All the attenuation or cable loss will be added to the measured maximum output power. The results are recorded in Watt.

Spectrum Analyzer Setting:

RBW = 3 MHz, VBW = 3MHz, Sweep = Auto, Span: Approximately five times the 20 dB bandwidth
Detector = Peak, Trace = Max. hold

Test Setup:



Note: a temporary antenna connector was soldered to the RF output.



Test Report

Date : 2022-04-28
No. : HMD22040013

Page 9 of 91

Limits for Maximum Peak Conducted Output Power [FCC 47CFR 15.247]:

The maximum peak output power shall not exceed the following limits:
For frequency hopping systems employing at least 75 hopping channels: 1 Watt
For all other frequency hopping systems in the 2400-2483.5 MHz band: 0.125 Watts
For Digital Transmission systems in 2400-2483.5 MHz Band: 1 Watt

Results of Bluetooth Communication mode (GFSK) (Fundamental Power): Pass

| Transmitter Frequency (MHz) | Maximum conducted output power (Watt) |
|-----------------------------|---------------------------------------|
| 2402 | 0.001294 |

| Transmitter Frequency (MHz) | Maximum conducted output power (Watt) |
|-----------------------------|---------------------------------------|
| 2441 | 0.001324 |

| Transmitter Frequency (MHz) | Maximum conducted output power (Watt) |
|-----------------------------|---------------------------------------|
| 2480 | 0.001439 |

Results of Bluetooth Communication mode ($\pi/4$ -DQPSK) (Fundamental Power) : Pass

| Transmitter Frequency (MHz) | Maximum conducted output power (Watt) |
|-----------------------------|---------------------------------------|
| 2402 | 0.002239 |

| Transmitter Frequency (MHz) | Maximum conducted output power (Watt) |
|-----------------------------|---------------------------------------|
| 2441 | 0.002249 |

| Transmitter Frequency (MHz) | Maximum conducted output power (Watt) |
|-----------------------------|---------------------------------------|
| 2480 | 0.002410 |

Results of Bluetooth Communication mode (8DPSK) (Fundamental Power): Pass

| Transmitter Frequency (MHz) | Maximum conducted output power (Watt) |
|-----------------------------|---------------------------------------|
| 2402 | 0.002410 |

| Transmitter Frequency (MHz) | Maximum conducted output power (Watt) |
|-----------------------------|---------------------------------------|
| 2441 | 0.002427 |

| Transmitter Frequency (MHz) | Maximum conducted output power (Watt) |
|-----------------------------|---------------------------------------|
| 2480 | 0.002600 |

Calculated measurement uncertainty : 30MHz to 1GHz 1.7dB
1GHz to 18GHz 1.7dB

Remark:

1. All test data for each data rate were verified, but only the worst case was reported.
2. The EUT is programmed to transmit signals continuously for all testing.

The Hong Kong Standards and Testing Centre Limited

10 Dai Wang Street, Taipo Industrial Estate, Tai Po, N.T., Hong Kong

Tel: +852 2666 1888 Fax: +852 2664 4353 Email: hkstc@stc.group Website: www.stc.group

This report shall not be reproduced unless with prior written approval from The Hong Kong Standards and Testing Centre Limited.

For Conditions of Issuance of this test report, please refer to "Conditions of Issuance of Test Reports" section or Website.



Test Report

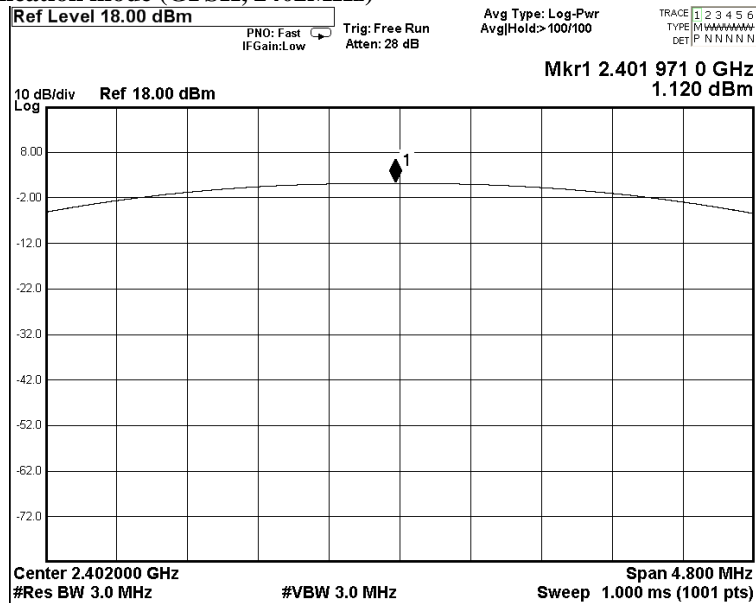
Date : 2022-04-28

Page 10 of 91

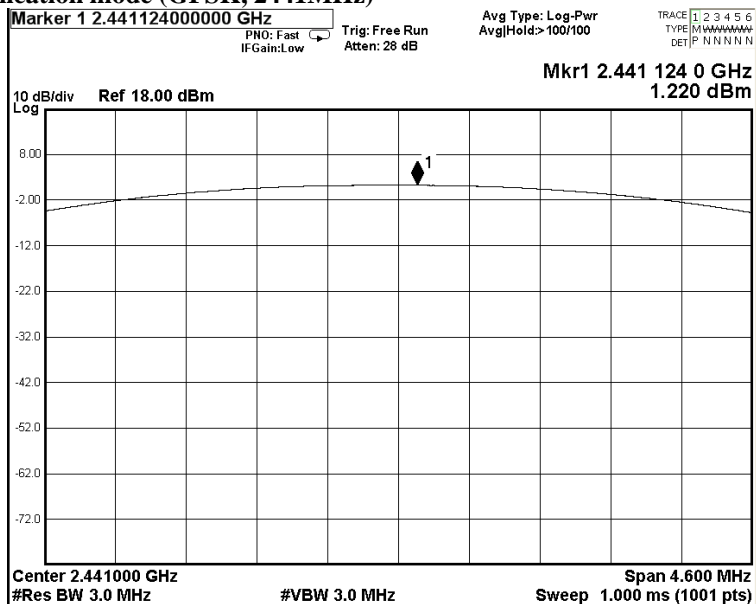
No. : HMD22040013

Test plot of Maximum Peak Conducted Output Power:

Bluetooth Communication mode (GFSK, 2402MHz)



Bluetooth Communication mode (GFSK, 2441MHz)



The Hong Kong Standards and Testing Centre Limited

10 Dai Wang Street, Taipo Industrial Estate, Tai Po, N.T., Hong Kong

Tel: +852 2666 1888 Fax: +852 2664 4353 Email: hkstc@stc.group Website: www.stc.group

This report shall not be reproduced unless with prior written approval from The Hong Kong Standards and Testing Centre Limited.

For Conditions of Issuance of this test report, please refer to "Conditions of Issuance of Test Reports" section or Website.



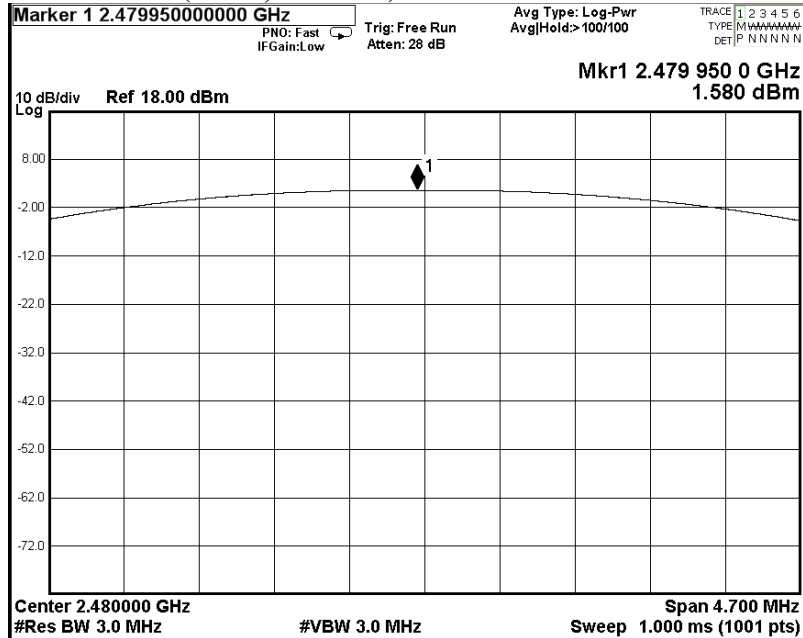
Test Report

Date : 2022-04-28

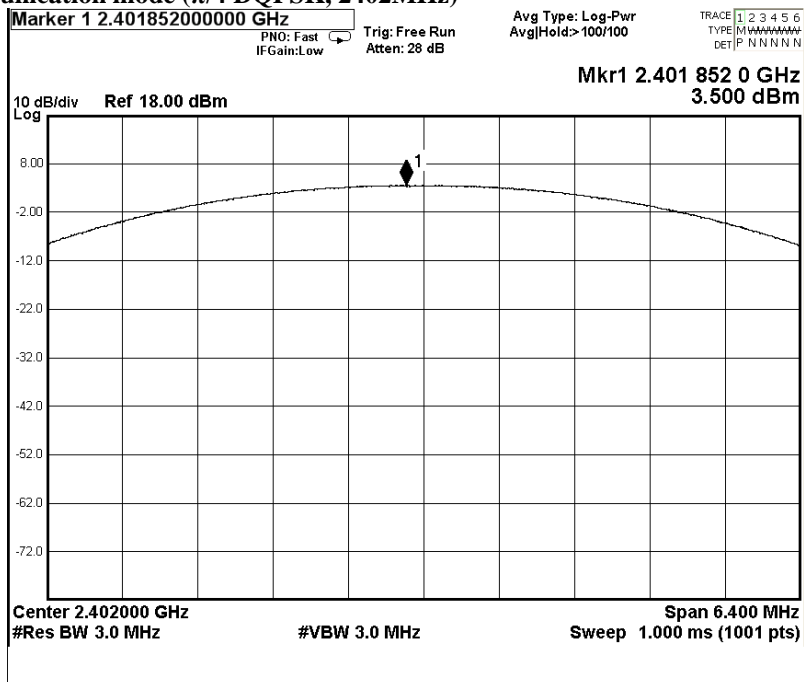
No. : HMD22040013

Page 11 of 91

Bluetooth Communication mode (GFSK, 2480MHz)



Bluetooth Communication mode ($\pi/4$ DQPSK, 2402MHz)



The Hong Kong Standards and Testing Centre Limited

10 Dai Wang Street, Taipo Industrial Estate, Tai Po, N.T., Hong Kong

Tel: +852 2666 1888 Fax: +852 2664 4353 Email: hkstc@stc.group Website: www.stc.group

This report shall not be reproduced unless with prior written approval from The Hong Kong Standards and Testing Centre Limited.

For Conditions of Issuance of this test report, please refer to "Conditions of Issuance of Test Reports" section or Website.



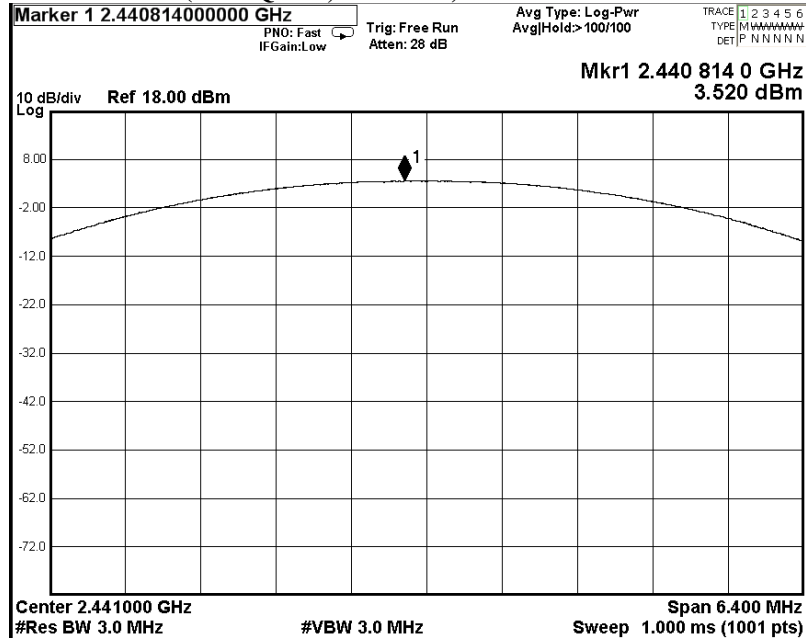
Test Report

Date : 2022-04-28

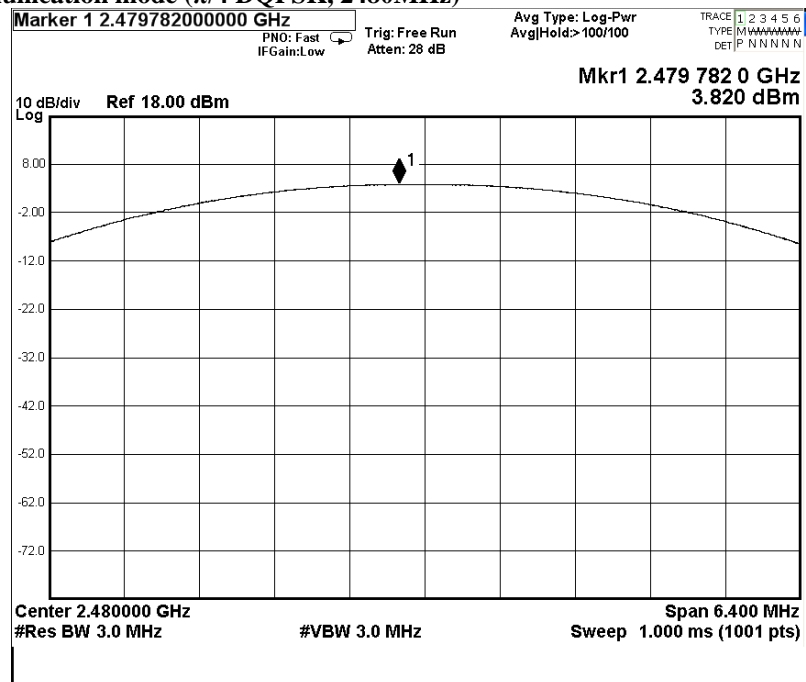
No. : HMD22040013

Page 12 of 91

Bluetooth Communication mode ($\pi/4$ DQPSK, 2441MHz)



Bluetooth Communication mode ($\pi/4$ DQPSK, 2480MHz)



The Hong Kong Standards and Testing Centre Limited

10 Dai Wang Street, Taipo Industrial Estate, Tai Po, N.T., Hong Kong

Tel: +852 2666 1888 Fax: +852 2664 4353 Email: hkstc@stc.group Website: www.stc.group

This report shall not be reproduced unless with prior written approval from The Hong Kong Standards and Testing Centre Limited.

For Conditions of Issuance of this test report, please refer to "Conditions of Issuance of Test Reports" section or Website.



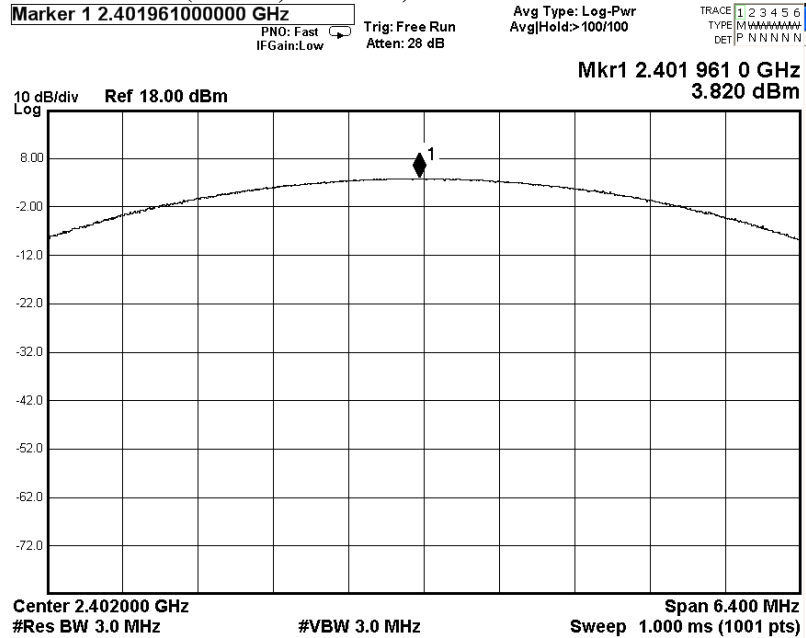
Test Report

Date : 2022-04-28

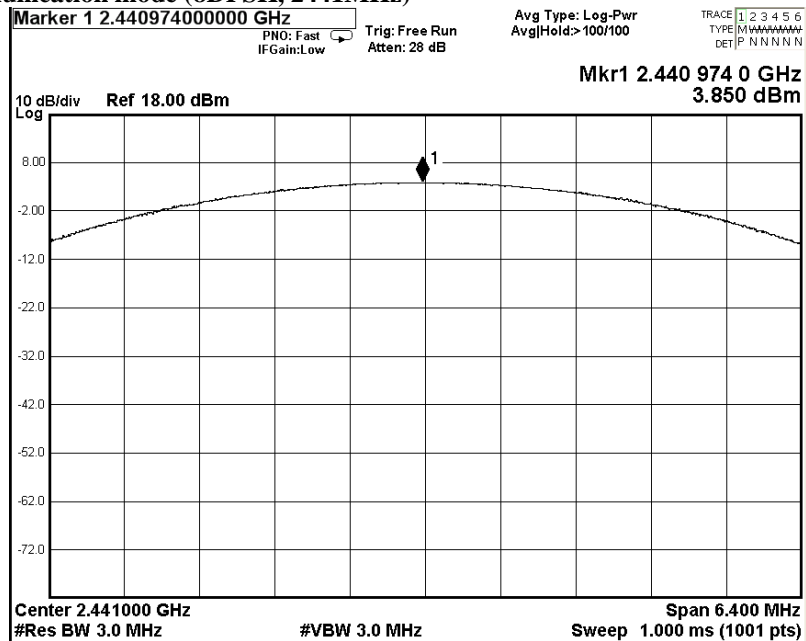
No. : HMD22040013

Page 13 of 91

Bluetooth Communication mode (8DPSK, 2402MHz)



Bluetooth Communication mode (8DPSK, 2441MHz)



The Hong Kong Standards and Testing Centre Limited

10 Dai Wang Street, Taipo Industrial Estate, Tai Po, N.T., Hong Kong

Tel: +852 2666 1888 Fax: +852 2664 4353 Email: hkstc@stc.group Website: www.stc.group

This report shall not be reproduced unless with prior written approval from The Hong Kong Standards and Testing Centre Limited.

For Conditions of Issuance of this test report, please refer to "Conditions of Issuance of Test Reports" section or Website.



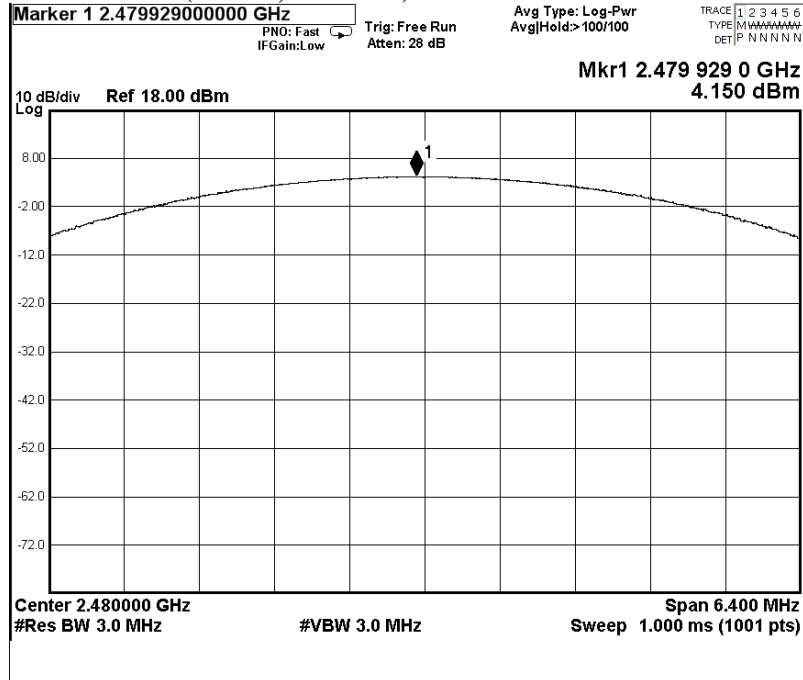
Test Report

Date : 2022-04-28

No. : HMD22040013

Page 14 of 91

Bluetooth Communication mode (8DPSK, 2480MHz)



The Hong Kong Standards and Testing Centre Limited

10 Dai Wang Street, Taipo Industrial Estate, Tai Po, N.T., Hong Kong

Tel: +852 2666 1888 Fax: +852 2664 4353 Email: hkstc@stc.group Website: www.stc.group

This report shall not be reproduced unless with prior written approval from The Hong Kong Standards and Testing Centre Limited.

For Conditions of Issuance of this test report, please refer to "Conditions of Issuance of Test Reports" section or Website.



Test Report

Date : 2022-04-28
No. : HMD22040013

Page 15 of 91

3.1.2 Radiated Spurious Emissions

| | |
|--------------------|--------------------------------------|
| Test Requirement: | FCC 47CFR 15.209 |
| Test Method: | ANSI C63.10:2013 |
| Test Date: | 2022-04-20 |
| Mode of Operation: | Tx mode / Bluetooth play mode (GFSK) |

Ambient Temperature: 26.8°C Relative Humidity: 43.9% Atmospheric Pressure: 100.8 kPa

Test Method:

For emission measurements at or below 1 GHz, the sample was placed 0.8m above the ground plane of semi-anechoic Chamber*. For emission measurements above 1 GHz, the sample was placed 1.5m above the ground plane of semi-anechoic Chamber*. Measurements in both horizontal and vertical polarities were performed. During the test, each emission was maximized by: having the EUT continuously working, investigated all operating modes, rotated about all 3 axis (X, Y & Z) and considered typical configuration to obtain worst position, manipulating interconnecting cables, rotating turntable, varying antenna height from 1m to 4m in both horizontal and vertical polarizations. The emissions worst-case are shown in Test Results of the following pages.

* Semi-Anechoic chamber located on the G/F of The Hong Kong Standards and Testing Centre Ltd. with a metal ground plane filed with the FCC pursuant to section 2.948 of the FCC rules, with Registration Number: 607756.

The Hong Kong Standards and Testing Centre Limited

10 Dai Wang Street, Taipo Industrial Estate, Tai Po, N.T., Hong Kong

Tel: +852 2666 1888 Fax: +852 2664 4353 Email: hkstc@stc.group Website: www.stc.group

This report shall not be reproduced unless with prior written approval from The Hong Kong Standards and Testing Centre Limited.

For Conditions of Issuance of this test report, please refer to "Conditions of Issuance of Test Reports" section or Website.

Test Report

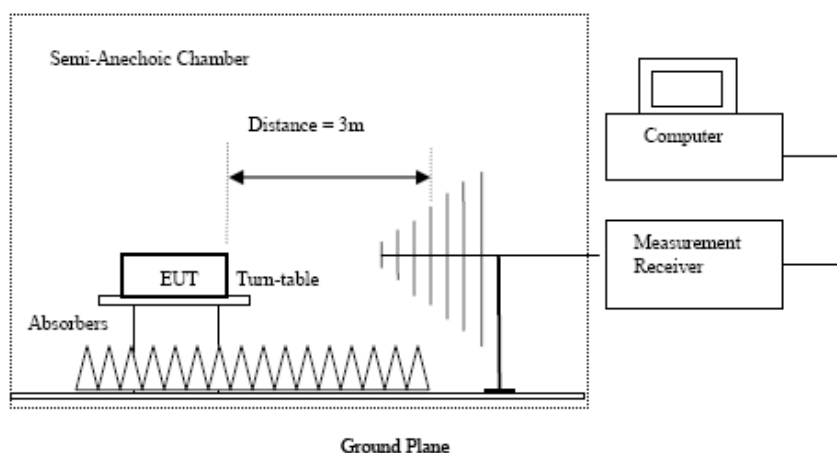
Date : 2022-04-28
No. : HMD22040013

Page 16 of 91

Spectrum Analyzer Setting:

| | |
|------------------------|---|
| 9KHz – 30MHz (Pk & Av) | RBW: 10kHz VBW: 30kHz Sweep: Auto Span: Fully capture the emissions being measured Trace: Max. hold |
| 30MHz – 1GHz (QP) | RBW: 120kHz VBW: 120kHz Sweep: Auto Span: Fully capture the emissions being measured Trace: Max. hold |
| Above 1GHz (Pk) | RBW: 1MHz VBW: 1MHz Sweep: Auto Span: Fully capture the emissions being measured Trace: Max. hold |
| Above 1GHz (Av) | RBW: 1MHz VBW: 10Hz Sweep: Auto Span: Fully capture the emissions being measured Trace: Max. hold |

Test Setup:



- Absorbers placed on top of the ground plane are for measurements above 1000MHz only.
- Measurements between 30MHz to 1000MHz made with Bi-log antennas, above 1000MHz horn antennas are used, 9kHz to 30MHz loop antennas are used.

The Hong Kong Standards and Testing Centre Limited
10 Dai Wang Street, Taipo Industrial Estate, Tai Po, N.T., Hong Kong

Tel: +852 2666 1888 Fax: +852 2664 4353 Email: hkstc@stc.group Website: www.stc.group

This report shall not be reproduced unless with prior written approval from The Hong Kong Standards and Testing Centre Limited.

For Conditions of Issuance of this test report, please refer to "Conditions of Issuance of Test Reports" section or Website.



Test Report

Date : 2022-04-28
No. : HMD22040013

Page 17 of 91

Limits for Radiated Emissions FCC 47 CFR 15.247 Class B]:

| Frequency Range | Quasi-Peak Limits |
|-----------------|-------------------|
| [MHz] | [μ V/m] |
| 0.009-0.490 | 2400/F (kHz) |
| 0.490-1.705 | 24000/F (kHz) |
| 1.705-30 | 30 |
| 30-88 | 100 |
| 88-216 | 150 |
| 216-960 | 200 |
| Above 960 | 500 |

The emission limits shown in the above table are based on measurement employing a CISPR quasi-peak detector and above 1000MHz are based on measurements employing an average detector.

Result of Tx mode (2402.0 MHz) (GFSK) (9kHz – 30MHz): Pass

| Field Strength of Spurious Emissions Peak Value | | | | | | |
|---|---------------------------------|------------------------------|-----------------------------------|--------------------------------|--------------------|---------------------|
| Frequency MHz | Measured Level dB μ V | Correction Factor dB/m | Field Strength dB μ V/m | Field Strength μ V/m | Limit μ V/m | E-Field Polarity |
| Emissions detected are more than 20 dB below the FCC Limits | | | | | | |

Result of Tx mode (2402.0 MHz) (GFSK) (Above 1GHz): Pass

| Field Strength of Spurious Emissions Peak Value | | | | | | |
|--|-------------------------------------|------------------------------|-----------------------------------|------------------------------|--------------|---------------------|
| Frequency MHz | Measured Level @3m dB μ V | Correction Factor dB/m | Field Strength dB μ V/m | Limit @3m dB μ V/m | Margin dB | E-Field Polarity |
| 4804.0 | 56.3 | 0.82 | 57.1 | 74.0 | 16.9 | Vertical |
| 4804.0 | 57.5 | 0.52 | 58.0 | 74.0 | 16.0 | Horizontal |
| 7206.0 | 49.8 | 7 | 56.8 | 74.0 | 17.2 | Vertical |
| 7206.0 | 49.5 | 6.5 | 56.0 | 74.0 | 18.0 | Horizontal |
| 9608.0 | 47.1 | 8.5 | 55.6 | 74.0 | 18.4 | Vertical |
| 9608.0 | 47.2 | 8.3 | 55.5 | 74.0 | 18.5 | Horizontal |
| 12010.0 | 45.3 | 10.9 | 56.2 | 74.0 | 17.8 | Vertical |
| 12010.0 | 45.4 | 10.8 | 56.2 | 74.0 | 17.8 | Horizontal |

The Hong Kong Standards and Testing Centre Limited

10 Dai Wang Street, Taipo Industrial Estate, Tai Po, N.T., Hong Kong

Tel: +852 2666 1888 Fax: +852 2664 4353 Email: hkstc@stc.group Website: www.stc.group

This report shall not be reproduced unless with prior written approval from The Hong Kong Standards and Testing Centre Limited.

For Conditions of Issuance of this test report, please refer to "Conditions of Issuance of Test Reports" section or Website.



Test Report

Date : 2022-04-28
No. : HMD22040013

Page 18 of 91

| Field Strength of Spurious Emissions Average Value | | | | | | |
|---|-------------------------------|------------------------------|-----------------------------|------------------------|--------------|---------------------|
| Frequency MHz | Measured Level @3m dBμV | Correction Factor dB/m | Field Strength dBμV/m | Limit @3m dBμV/m | Margin dB | E-Field Polarity |
| 4804.0 | 41.4 | 0.8 | 42.2 | 54.0 | 11.8 | Vertical |
| 4804.0 | 41.3 | 0.5 | 41.8 | 54.0 | 12.2 | Horizontal |
| 7206.0 | 36.8 | 7.0 | 43.8 | 54.0 | 10.2 | Vertical |
| 7206.0 | 34.2 | 6.5 | 40.7 | 54.0 | 13.3 | Horizontal |
| 9608.0 | 31.5 | 8.5 | 40.0 | 54.0 | 14.0 | Vertical |
| 9608.0 | 32.2 | 8.3 | 40.5 | 54.0 | 13.5 | Horizontal |
| 12010.0 | 29.3 | 10.9 | 40.2 | 54.0 | 13.8 | Vertical |
| 12010.0 | 28.4 | 10.8 | 39.2 | 54.0 | 14.8 | Horizontal |

Result of Tx mode (2441.0 MHz) (GFSK) (9kHz – 30MHz): Pass

| Field Strength of Spurious Emissions Peak Value | | | | | | |
|---|---------------------------|------------------------------|-----------------------------|---------------------------|---------------|---------------------|
| Frequency MHz | Measured Level dBuV | Correction Factor dB/m | Field Strength dBuV/m | Field Strength uV/m | Limit uV/m | E-Field Polarity |
| Emissions detected are more than 20 dB below the FCC Limits | | | | | | |

Result of Tx mode (2441.0 MHz) (GFSK) (Above 1GHz): Pass

| Field Strength of Spurious Emissions Peak Value | | | | | | |
|--|-------------------------------|------------------------------|-----------------------------|------------------------|--------------|---------------------|
| Frequency MHz | Measured Level @3m dBμV | Correction Factor dB/m | Field Strength dBμV/m | Limit @3m dBμV/m | Margin dB | E-Field Polarity |
| 4882.0 | 57.1 | 0.8 | 57.9 | 74.0 | 16.1 | Vertical |
| 4882.0 | 56.8 | 0.5 | 57.3 | 74.0 | 16.7 | Horizontal |
| 7223.0 | 49.1 | 7.0 | 56.1 | 74.0 | 17.9 | Vertical |
| 7223.0 | 49.3 | 6.5 | 55.8 | 74.0 | 18.2 | Horizontal |
| 9764.0 | 48.2 | 8.5 | 56.7 | 74.0 | 17.3 | Vertical |
| 9764.0 | 47.3 | 8.3 | 55.6 | 74.0 | 18.4 | Horizontal |
| 12205.0 | 45.1 | 10.9 | 56.0 | 74.0 | 18.0 | Vertical |
| 12205.0 | 45.4 | 10.8 | 56.2 | 74.0 | 17.8 | Horizontal |

The Hong Kong Standards and Testing Centre Limited

10 Dai Wang Street, Taipo Industrial Estate, Tai Po, N.T., Hong Kong

Tel: +852 2666 1888 Fax: +852 2664 4353 Email: hkstc@stc.group Website: www.stc.group

This report shall not be reproduced unless with prior written approval from The Hong Kong Standards and Testing Centre Limited.

For Conditions of Issuance of this test report, please refer to "Conditions of Issuance of Test Reports" section or Website.



Test Report

Date : 2022-04-28

Page 19 of 91

No. : HMD22040013

| Field Strength of Spurious Emissions Average Value | | | | | | |
|---|-------------------------------|------------------------------|-----------------------------|------------------------|--------------|---------------------|
| Frequency MHz | Measured Level @3m dBuV | Correction Factor dB/m | Field Strength dBuV/m | Limit @3m dBuV/m | Margin dB | E-Field Polarity |
| 4882.0 | 42.1 | 0.8 | 42.9 | 54.0 | 11.1 | Vertical |
| 4882.0 | 41.5 | 0.52 | 42.0 | 54.0 | 12.0 | Horizontal |
| 7323.0 | 34.4 | 7 | 41.4 | 54.0 | 12.6 | Vertical |
| 7323.0 | 34.3 | 6.5 | 40.8 | 54.0 | 13.2 | Horizontal |
| 9764.0 | 32.7 | 8.5 | 41.2 | 54.0 | 12.8 | Vertical |
| 9764.0 | 33.2 | 8.3 | 41.5 | 54.0 | 12.5 | Horizontal |
| 12205.0 | 30.6 | 10.9 | 41.5 | 54.0 | 12.5 | Vertical |
| 12205.0 | 30.8 | 10.8 | 41.6 | 54.0 | 12.4 | Horizontal |

Result of Tx mode (2480.0 MHz) (GFSK) (9kHz – 30MHz): Pass

| Field Strength of Spurious Emissions Peak Value | | | | | | |
|---|---------------------------|------------------------------|-----------------------------|---------------------------|---------------|---------------------|
| Frequency MHz | Measured Level dBuV | Correction Factor dB/m | Field Strength dBuV/m | Field Strength uV/m | Limit uV/m | E-Field Polarity |
| Emissions detected are more than 20 dB below the FCC Limits | | | | | | |

Result of Tx mode (2480.0 MHz) (GFSK) (Above 1GHz): Pass

| Field Strength of Spurious Emissions Peak Value | | | | | | |
|--|-------------------------------|------------------------------|-----------------------------|------------------------|--------------|---------------------|
| Frequency MHz | Measured Level @3m dBuV | Correction Factor dB/m | Field Strength dBuV/m | Limit @3m dBuV/m | Margin dB | E-Field Polarity |
| 4960.0 | 56.5 | 0.8 | 57.3 | 74.0 | 16.7 | Vertical |
| 4960.0 | 57.2 | 0.5 | 57.7 | 74.0 | 16.3 | Horizontal |
| 7440.0 | 49.8 | 7.0 | 56.8 | 74.0 | 17.2 | Vertical |
| 7440.0 | 49.3 | 6.5 | 55.8 | 74.0 | 18.2 | Horizontal |
| 9920.0 | 47.5 | 8.5 | 56.0 | 74.0 | 18.0 | Vertical |
| 9920.0 | 47.3 | 8.3 | 55.6 | 74.0 | 18.4 | Horizontal |
| 12400.0 | 45.2 | 10.9 | 56.1 | 74.0 | 17.9 | Vertical |
| 12400.0 | 45.1 | 10.8 | 55.9 | 74.0 | 18.1 | Horizontal |

The Hong Kong Standards and Testing Centre Limited

10 Dai Wang Street, Taipo Industrial Estate, Tai Po, N.T., Hong Kong

Tel: +852 2666 1888 Fax: +852 2664 4353 Email: hkstc@stc.group Website: www.stc.group

This report shall not be reproduced unless with prior written approval from The Hong Kong Standards and Testing Centre Limited.

For Conditions of Issuance of this test report, please refer to "Conditions of Issuance of Test Reports" section or Website.



Test Report

Date : 2022-04-28
No. : HMD22040013

Page 20 of 91

| Field Strength of Spurious Emissions Average Value | | | | | | |
|---|-------------------------------------|------------------------------|-----------------------------------|------------------------------|--------------|---------------------|
| Frequency MHz | Measured Level @3m dB μ V | Correction Factor dB/m | Field Strength dB μ V/m | Limit @3m dB μ V/m | Margin dB | E-Field Polarity |
| 4960.0 | 41.4 | 0.8 | 42.2 | 54.0 | 11.8 | Vertical |
| 4960.0 | 41.5 | 0.5 | 42.0 | 54.0 | 12.0 | Horizontal |
| 7440.0 | 34.5 | 7.0 | 41.5 | 54.0 | 12.5 | Vertical |
| 7440.0 | 34.7 | 6.5 | 41.2 | 54.0 | 12.8 | Horizontal |
| 9920.0 | 33.0 | 8.5 | 41.5 | 54.0 | 12.5 | Vertical |
| 9920.0 | 33.2 | 8.3 | 41.5 | 54.0 | 12.5 | Horizontal |
| 12400.0 | 29.2 | 10.9 | 40.1 | 54.0 | 13.9 | Vertical |
| 12400.0 | 30.1 | 10.8 | 40.9 | 54.0 | 13.1 | Horizontal |

Result of Tx mode (2402.0 MHz) ($\pi/4$ -DQPSK) (9kHz – 30MHz): Pass

| Field Strength of Spurious Emissions Peak Value | | | | | | |
|---|---------------------------|------------------------------|-----------------------------|---------------------------|---------------|---------------------|
| Frequency MHz | Measured Level dBuV | Correction Factor dB/m | Field Strength dBuV/m | Field Strength uV/m | Limit uV/m | E-Field Polarity |
| Emissions detected are more than 20 dB below the FCC Limits | | | | | | |

Result of Tx mode (2402.0 MHz) ($\pi/4$ -DQPSK) (Above 1GHz): Pass

| Field Strength of Spurious Emissions Peak Value | | | | | | |
|--|-------------------------------------|------------------------------|-----------------------------------|------------------------------|--------------|---------------------|
| Frequency MHz | Measured Level @3m dB μ V | Correction Factor dB/m | Field Strength dB μ V/m | Limit @3m dB μ V/m | Margin dB | E-Field Polarity |
| 4804.0 | 56.7 | 0.82 | 57.5 | 74.0 | 16.5 | Vertical |
| 4804.0 | 57.5 | 0.52 | 58.0 | 74.0 | 16.0 | Horizontal |
| 7206.0 | 50.4 | 7 | 57.4 | 74.0 | 16.6 | Vertical |
| 7206.0 | 50.7 | 6.5 | 57.2 | 74.0 | 16.8 | Horizontal |
| 9608.0 | 47.5 | 8.5 | 56.0 | 74.0 | 18.0 | Vertical |
| 9608.0 | 48.1 | 8.3 | 56.4 | 74.0 | 17.6 | Horizontal |
| 12010.0 | 45.2 | 10.9 | 56.1 | 74.0 | 17.9 | Vertical |
| 12010.0 | 45.4 | 10.8 | 56.2 | 74.0 | 17.8 | Horizontal |

The Hong Kong Standards and Testing Centre Limited

10 Dai Wang Street, Taipo Industrial Estate, Tai Po, N.T., Hong Kong

Tel: +852 2666 1888 Fax: +852 2664 4353 Email: hkstc@stc.group Website: www.stc.group

This report shall not be reproduced unless with prior written approval from The Hong Kong Standards and Testing Centre Limited.

For Conditions of Issuance of this test report, please refer to "Conditions of Issuance of Test Reports" section or Website.



Test Report

Date : 2022-04-28
No. : HMD22040013

Page 21 of 91

| Field Strength of Spurious Emissions Average Value | | | | | | |
|---|-------------------------------------|------------------------------|-----------------------------------|------------------------------|--------------|---------------------|
| Frequency MHz | Measured Level @3m dB μ V | Correction Factor dB/m | Field Strength dB μ V/m | Limit @3m dB μ V/m | Margin dB | E-Field Polarity |
| 4804.0 | 42.1 | 0.8 | 42.9 | 54.0 | 11.1 | Vertical |
| 4804.0 | 41.5 | 0.5 | 42.0 | 54.0 | 12.0 | Horizontal |
| 7206.0 | 35.4 | 7.0 | 42.4 | 54.0 | 11.6 | Vertical |
| 7206.0 | 35.5 | 6.5 | 42.0 | 54.0 | 12.0 | Horizontal |
| 9608.0 | 31.7 | 8.5 | 40.2 | 54.0 | 13.8 | Vertical |
| 9608.0 | 33.2 | 8.3 | 41.5 | 54.0 | 12.5 | Horizontal |
| 12010.0 | 30.6 | 10.9 | 41.5 | 54.0 | 12.5 | Vertical |
| 12010.0 | 30.4 | 10.8 | 41.2 | 54.0 | 12.8 | Horizontal |

Result of Tx mode (2441.0 MHz) ($\pi/4$ -DQPSK) (9kHz – 30MHz): Pass

| Field Strength of Spurious Emissions Peak Value | | | | | | |
|---|---------------------------|------------------------------|-----------------------------|---------------------------|---------------|---------------------|
| Frequency MHz | Measured Level dBuV | Correction Factor dB/m | Field Strength dBuV/m | Field Strength uV/m | Limit uV/m | E-Field Polarity |
| Emissions detected are more than 20 dB below the FCC Limits | | | | | | |

Result of Tx mode (2441.0 MHz) ($\pi/4$ -DQPSK) (Above 1GHz): Pass

| Field Strength of Spurious Emissions Peak Value | | | | | | |
|--|-------------------------------|------------------------------|-----------------------------|------------------------|--------------|---------------------|
| Frequency MHz | Measured Level @3m dBuV | Correction Factor dB/m | Field Strength dBuV/m | Limit @3m dBuV/m | Margin dB | E-Field Polarity |
| 4882.0 | 57.2 | 0.8 | 58.0 | 74.0 | 16.0 | Vertical |
| 4882.0 | 57.4 | 0.52 | 57.9 | 74.0 | 16.1 | Horizontal |
| 7323.0 | 49.8 | 7 | 56.8 | 74.0 | 17.2 | Vertical |
| 7323.0 | 51.3 | 6.5 | 57.8 | 74.0 | 16.2 | Horizontal |
| 9764.0 | 47.4 | 8.5 | 55.9 | 74.0 | 18.1 | Vertical |
| 9764.0 | 47.6 | 8.3 | 55.9 | 74.0 | 18.1 | Horizontal |
| 12205.0 | 45.2 | 10.9 | 56.1 | 74.0 | 17.9 | Vertical |
| 12205.0 | 45.3 | 10.8 | 56.1 | 74.0 | 17.9 | Horizontal |



Test Report

Date : 2022-04-28
No. : HMD22040013

Page 22 of 91

| Field Strength of Spurious Emissions Average Value | | | | | | |
|---|-------------------------------|------------------------------|-----------------------------|------------------------|--------------|---------------------|
| Frequency MHz | Measured Level @3m dBuV | Correction Factor dB/m | Field Strength dBuV/m | Limit @3m dBuV/m | Margin dB | E-Field Polarity |
| 4882.0 | 42.4 | 0.8 | 43.2 | 54.0 | 10.8 | Vertical |
| 4882.0 | 42.5 | 0.52 | 43.0 | 54.0 | 11.0 | Horizontal |
| 7323.0 | 35.1 | 7 | 42.1 | 54.0 | 11.9 | Vertical |
| 7323.0 | 35.4 | 6.5 | 41.9 | 54.0 | 12.1 | Horizontal |
| 9764.0 | 32.6 | 8.5 | 41.1 | 54.0 | 12.9 | Vertical |
| 9764.0 | 33.0 | 8.3 | 41.3 | 54.0 | 12.7 | Horizontal |
| 12205.0 | 31.2 | 10.9 | 42.1 | 54.0 | 11.9 | Vertical |
| 12205.0 | 30.6 | 10.8 | 41.4 | 54.0 | 12.6 | Horizontal |

Result of Tx mode (2480.0 MHz) ($\pi/4$ -DQPSK) (9kHz – 30MHz): Pass

| Field Strength of Spurious Emissions Peak Value | | | | | | |
|---|---------------------------|------------------------------|-----------------------------|---------------------------|---------------|---------------------|
| Frequency MHz | Measured Level dBuV | Correction Factor dB/m | Field Strength dBuV/m | Field Strength uV/m | Limit uV/m | E-Field Polarity |
| Emissions detected are more than 20 dB below the FCC Limits | | | | | | |

Result of Tx mode (2480.0 MHz) ($\pi/4$ -DQPSK) (Above 1GHz): Pass

| Field Strength of Spurious Emissions Peak Value | | | | | | |
|--|-------------------------------|------------------------------|-----------------------------|------------------------|--------------|---------------------|
| Frequency MHz | Measured Level @3m dBuV | Correction Factor dB/m | Field Strength dBuV/m | Limit @3m dBuV/m | Margin dB | E-Field Polarity |
| 4960.0 | 57.2 | 0.8 | 58.0 | 74.0 | 16.0 | Vertical |
| 4960.0 | 57.1 | 0.5 | 57.6 | 74.0 | 16.4 | Horizontal |
| 7440.0 | 50.1 | 7.0 | 57.1 | 74.0 | 16.9 | Vertical |
| 7440.0 | 51.1 | 6.5 | 57.6 | 74.0 | 16.4 | Horizontal |
| 9920.0 | 47.8 | 8.5 | 56.3 | 74.0 | 17.7 | Vertical |
| 9920.0 | 47.2 | 8.3 | 55.5 | 74.0 | 18.5 | Horizontal |
| 12400.0 | 45.3 | 10.9 | 56.2 | 74.0 | 17.8 | Vertical |
| 12400.0 | 45.2 | 10.8 | 56.0 | 74.0 | 18.0 | Horizontal |

The Hong Kong Standards and Testing Centre Limited

10 Dai Wang Street, Taipo Industrial Estate, Tai Po, N.T., Hong Kong

Tel: +852 2666 1888 Fax: +852 2664 4353 Email: hkstc@stc.group Website: www.stc.group

This report shall not be reproduced unless with prior written approval from The Hong Kong Standards and Testing Centre Limited.

For Conditions of Issuance of this test report, please refer to "Conditions of Issuance of Test Reports" section or Website.



Test Report

Date : 2022-04-28
No. : HMD22040013

Page 23 of 91

| Field Strength of Spurious Emissions Average Value | | | | | | |
|---|-------------------------------|------------------------------|-----------------------------|------------------------|--------------|---------------------|
| Frequency MHz | Measured Level @3m dBμV | Correction Factor dB/m | Field Strength dBμV/m | Limit @3m dBμV/m | Margin dB | E-Field Polarity |
| 4960.0 | 42.1 | 0.8 | 42.9 | 54.0 | 11.1 | Vertical |
| 4960.0 | 41.5 | 0.5 | 42.0 | 54.0 | 12.0 | Horizontal |
| 7440.0 | 35.6 | 7.0 | 42.6 | 54.0 | 11.4 | Vertical |
| 7440.0 | 35.7 | 6.5 | 42.2 | 54.0 | 11.8 | Horizontal |
| 9920.0 | 33.1 | 8.5 | 41.6 | 54.0 | 12.4 | Vertical |
| 9920.0 | 32.5 | 8.3 | 40.8 | 54.0 | 13.2 | Horizontal |
| 12400.0 | 29.5 | 10.9 | 40.4 | 54.0 | 13.6 | Vertical |
| 12400.0 | 30.6 | 10.8 | 41.4 | 54.0 | 12.6 | Horizontal |

Result of Tx mode (2402.0 MHz) (8DPSK) (9kHz – 30MHz): Pass

| Field Strength of Spurious Emissions Peak Value | | | | | | |
|---|---------------------------|------------------------------|-----------------------------|---------------------------|---------------|---------------------|
| Frequency MHz | Measured Level dBuV | Correction Factor dB/m | Field Strength dBuV/m | Field Strength uV/m | Limit uV/m | E-Field Polarity |
| Emissions detected are more than 20 dB below the FCC Limits | | | | | | |

Result of Tx mode (2402.0 MHz) (8DPSK) (Above 1GHz): Pass

| Field Strength of Spurious Emissions Peak Value | | | | | | |
|--|-------------------------------|------------------------------|-----------------------------|------------------------|--------------|---------------------|
| Frequency MHz | Measured Level @3m dBμV | Correction Factor dB/m | Field Strength dBμV/m | Limit @3m dBμV/m | Margin dB | E-Field Polarity |
| 4804.0 | 57.2 | 0.82 | 58.0 | 74.0 | 16.0 | Vertical |
| 4804.0 | 57.3 | 0.52 | 57.8 | 74.0 | 16.2 | Horizontal |
| 7206.0 | 50.3 | 7 | 57.3 | 74.0 | 16.7 | Vertical |
| 7206.0 | 51.2 | 6.5 | 57.7 | 74.0 | 16.3 | Horizontal |
| 9608.0 | 47.6 | 8.5 | 56.1 | 74.0 | 17.9 | Vertical |
| 9608.0 | 47.5 | 8.3 | 55.8 | 74.0 | 18.2 | Horizontal |
| 12010.0 | 45.3 | 10.9 | 56.2 | 74.0 | 17.8 | Vertical |
| 12010.0 | 45.2 | 10.8 | 56.0 | 74.0 | 18.0 | Horizontal |

The Hong Kong Standards and Testing Centre Limited

10 Dai Wang Street, Taipo Industrial Estate, Tai Po, N.T., Hong Kong

Tel: +852 2666 1888 Fax: +852 2664 4353 Email: hkstc@stc.group Website: www.stc.group

This report shall not be reproduced unless with prior written approval from The Hong Kong Standards and Testing Centre Limited.

For Conditions of Issuance of this test report, please refer to "Conditions of Issuance of Test Reports" section or Website.



Test Report

Date : 2022-04-28
No. : HMD22040013

Page 24 of 91

| Field Strength of Spurious Emissions Average Value | | | | | | |
|---|-------------------------------|------------------------------|-----------------------------|------------------------|--------------|---------------------|
| Frequency MHz | Measured Level @3m dBμV | Correction Factor dB/m | Field Strength dBμV/m | Limit @3m dBμV/m | Margin dB | E-Field Polarity |
| 4804.0 | 41.2 | 0.8 | 42.0 | 54.0 | 12.0 | Vertical |
| 4804.0 | 42.3 | 0.5 | 42.8 | 54.0 | 11.2 | Horizontal |
| 7206.0 | 35.4 | 7.0 | 42.4 | 54.0 | 11.6 | Vertical |
| 7206.0 | 36.4 | 6.5 | 42.9 | 54.0 | 11.1 | Horizontal |
| 9608.0 | 32.1 | 8.5 | 40.6 | 54.0 | 13.4 | Vertical |
| 9608.0 | 33.2 | 8.3 | 41.5 | 54.0 | 12.5 | Horizontal |
| 12010.0 | 30.5 | 10.9 | 41.4 | 54.0 | 12.6 | Vertical |
| 12010.0 | 30.4 | 10.8 | 41.2 | 54.0 | 12.8 | Horizontal |

Result of Tx mode (2441.0 MHz) (8DPSK) (9kHz – 30MHz): Pass

| Field Strength of Spurious Emissions Peak Value | | | | | | |
|---|---------------------------|------------------------------|-----------------------------|---------------------------|---------------|---------------------|
| Frequency MHz | Measured Level dBuV | Correction Factor dB/m | Field Strength dBuV/m | Field Strength uV/m | Limit uV/m | E-Field Polarity |
| Emissions detected are more than 20 dB below the FCC Limits | | | | | | |

Result of Tx mode (2441.0 MHz) (8DPSK) (Above 1GHz): Pass

| Field Strength of Spurious Emissions Peak Value | | | | | | |
|--|-------------------------------|------------------------------|-----------------------------|------------------------|--------------|---------------------|
| Frequency MHz | Measured Level @3m dBμV | Correction Factor dB/m | Field Strength dBμV/m | Limit @3m dBμV/m | Margin dB | E-Field Polarity |
| 4882.0 | 57.3 | 0.8 | 58.1 | 74.0 | 15.9 | Vertical |
| 4882.0 | 57.2 | 0.5 | 57.7 | 74.0 | 16.3 | Horizontal |
| 7223.0 | 50.3 | 7.0 | 57.3 | 74.0 | 16.7 | Vertical |
| 7223.0 | 51.5 | 6.5 | 58.0 | 74.0 | 16.0 | Horizontal |
| 9764.0 | 47.2 | 8.5 | 55.7 | 74.0 | 18.3 | Vertical |
| 9764.0 | 47.6 | 8.3 | 55.9 | 74.0 | 18.1 | Horizontal |
| 12205.0 | 45.1 | 10.9 | 56.0 | 74.0 | 18.0 | Vertical |
| 12205.0 | 45.3 | 10.8 | 56.1 | 74.0 | 17.9 | Horizontal |

The Hong Kong Standards and Testing Centre Limited

10 Dai Wang Street, Taipo Industrial Estate, Tai Po, N.T., Hong Kong

Tel: +852 2666 1888 Fax: +852 2664 4353 Email: hkstc@stc.group Website: www.stc.group

This report shall not be reproduced unless with prior written approval from The Hong Kong Standards and Testing Centre Limited.

For Conditions of Issuance of this test report, please refer to "Conditions of Issuance of Test Reports" section or Website.



Test Report

Date : 2022-04-28
No. : HMD22040013

Page 25 of 91

| Field Strength of Spurious Emissions Average Value | | | | | | |
|---|-------------------------------|------------------------------|-----------------------------|------------------------|--------------|---------------------|
| Frequency MHz | Measured Level @3m dBuV | Correction Factor dB/m | Field Strength dBuV/m | Limit @3m dBuV/m | Margin dB | E-Field Polarity |
| 4882.0 | 42.1 | 0.8 | 42.9 | 54.0 | 11.1 | Vertical |
| 4882.0 | 41.8 | 0.52 | 42.3 | 54.0 | 11.7 | Horizontal |
| 7323.0 | 35.9 | 7 | 42.9 | 54.0 | 11.1 | Vertical |
| 7323.0 | 36.1 | 6.5 | 42.6 | 54.0 | 11.4 | Horizontal |
| 9764.0 | 32.1 | 8.5 | 40.6 | 54.0 | 13.4 | Vertical |
| 9764.0 | 32.2 | 8.3 | 40.5 | 54.0 | 13.5 | Horizontal |
| 12205.0 | 30.6 | 10.9 | 41.5 | 54.0 | 12.5 | Vertical |
| 12205.0 | 30.7 | 10.8 | 41.5 | 54.0 | 12.5 | Horizontal |

Result of Tx mode (2480.0 MHz) (8FPSK) (9kHz – 30MHz): Pass

| Field Strength of Spurious Emissions Peak Value | | | | | | |
|---|---------------------------|------------------------------|-----------------------------|---------------------------|---------------|---------------------|
| Frequency MHz | Measured Level dBuV | Correction Factor dB/m | Field Strength dBuV/m | Field Strength uV/m | Limit uV/m | E-Field Polarity |
| Emissions detected are more than 20 dB below the FCC Limits | | | | | | |

Result of Tx mode (2480.0 MHz) (8DPSK) (Above 1GHz): Pass

| Field Strength of Spurious Emissions Peak Value | | | | | | |
|--|-------------------------------|------------------------------|-----------------------------|------------------------|--------------|---------------------|
| Frequency MHz | Measured Level @3m dBμV | Correction Factor dB/m | Field Strength dBμV/m | Limit @3m dBμV/m | Margin dB | E-Field Polarity |
| 4960.0 | 57.1 | 0.8 | 57.9 | 74.0 | 16.1 | Vertical |
| 4960.0 | 57.6 | 0.5 | 58.1 | 74.0 | 15.9 | Horizontal |
| 7440.0 | 50.3 | 7.0 | 57.3 | 74.0 | 16.7 | Vertical |
| 7440.0 | 21.1 | 6.5 | 27.6 | 74.0 | 46.4 | Horizontal |
| 9920.0 | 47.4 | 8.5 | 55.9 | 74.0 | 18.1 | Vertical |
| 9920.0 | 47.2 | 8.3 | 55.5 | 74.0 | 18.5 | Horizontal |
| 12400.0 | 45.3 | 10.9 | 56.2 | 74.0 | 17.8 | Vertical |
| 12400.0 | 45.4 | 10.8 | 56.2 | 74.0 | 17.8 | Horizontal |

The Hong Kong Standards and Testing Centre Limited

10 Dai Wang Street, Taipo Industrial Estate, Tai Po, N.T., Hong Kong

Tel: +852 2666 1888 Fax: +852 2664 4353 Email: hkstc@stc.group Website: www.stc.group

This report shall not be reproduced unless with prior written approval from The Hong Kong Standards and Testing Centre Limited.

For Conditions of Issuance of this test report, please refer to "Conditions of Issuance of Test Reports" section or Website.



Test Report

Date : 2022-04-28
No. : HMD22040013

Page 26 of 91

| Field Strength of Spurious Emissions Average Value | | | | | | |
|---|-------------------------------------|------------------------------|-----------------------------------|------------------------------|--------------|---------------------|
| Frequency MHz | Measured Level @3m dB μ V | Correction Factor dB/m | Field Strength dB μ V/m | Limit @3m dB μ V/m | Margin dB | E-Field Polarity |
| 4960.0 | 42.9 | 0.8 | 43.7 | 54.0 | 10.3 | Vertical |
| 4960.0 | 42.8 | 0.5 | 43.3 | 54.0 | 10.7 | Horizontal |
| 7440.0 | 34.6 | 7.0 | 41.6 | 54.0 | 12.4 | Vertical |
| 7440.0 | 35.1 | 6.5 | 41.6 | 54.0 | 12.4 | Horizontal |
| 9920.0 | 31.6 | 8.5 | 40.1 | 54.0 | 13.9 | Vertical |
| 9920.0 | 31.5 | 8.3 | 39.8 | 54.0 | 14.2 | Horizontal |
| 12400.0 | 31.4 | 10.9 | 42.3 | 54.0 | 11.7 | Vertical |
| 12400.0 | 30.2 | 10.8 | 41.0 | 54.0 | 13.0 | Horizontal |

Remarks:

No additional spurious emissions found between lowest internal used/generated frequency and 30 MHz

* Denotes restricted band of operation.

Measurements were made using a peak detector. Any emission less than 1000MHz and falling within the restricted bands of FCC Rules Part 15 Section 15.205 and the limits of FCC Rules Part 15 Section 15.209 were applied.

Correction Factor included Antenna Factor and Cable Attenuation.

Calculated measurement uncertainty
(9kHz-30MHz): 2.0dB
(30MHz -1GHz): 4.9dB
(1GHz -6GHz): 4.02dB
(6GHz -26.5GHz): 4.03dB

Emissions in the vertical and horizontal polarizations have been investigated and the worst-case test results are recorded in this report.

The Hong Kong Standards and Testing Centre Limited

10 Dai Wang Street, Taipo Industrial Estate, Tai Po, N.T., Hong Kong

Tel: +852 2666 1888 Fax: +852 2664 4353 Email: hkstc@stc.group Website: www.stc.group

This report shall not be reproduced unless with prior written approval from The Hong Kong Standards and Testing Centre Limited.

For Conditions of Issuance of this test report, please refer to "Conditions of Issuance of Test Reports" section or Website.



Test Report

Date : 2022-04-28
No. : HMD22040013

Page 27 of 91

Radiated Emissions Measurement:

Limit :

In any 100 kHz bandwidth outside the frequency band in which the spread spectrum or digitally modulated intentional radiator is operating, the radio frequency power that is produced by the intentional radiator shall be at least 20 dB below that in the 100 kHz bandwidth within the band that contains the highest level of the desired power, based on either an RF conducted or a radiated measurement. Attenuation below the general limits specified in Section 15.209(a) is not required. In addition, radiated emissions which fall in the restricted bands, as defined in Section 15.205(a), must also comply with the radiated emission limits specified in Section 15.209(a) (see Section 5.205(c)).

Result: RF Radiated Emissions (Lowest)-GFSK

| Field Strength of Band-edge Compliance | | | | | | |
|--|-------------------------------------|------------------------------|-----------------------------------|------------------------------|--------------|---------------------|
| Peak Value | | | | | | |
| Frequency MHz | Measured Level @3m dB μ V | Correction Factor dB/m | Field Strength dB μ V/m | Limit @3m dB μ V/m | Margin dB | E-Field Polarity |
| 2390.0 | 49.1 | -4.8 | 44.3 | 74.0 | 29.7 | Vertical |
| 2390.0 | 48.5 | -4.7 | 43.8 | 74.0 | 30.2 | Horizontal |

| Field Strength of Band-edge Compliance | | | | | | |
|--|-------------------------------------|------------------------------|-----------------------------------|------------------------------|--------------|---------------------|
| Average Value | | | | | | |
| Frequency MHz | Measured Level @3m dB μ V | Correction Factor dB/m | Field Strength dB μ V/m | Limit @3m dB μ V/m | Margin dB | E-Field Polarity |
| 2390.0 | 42.2 | -4.8 | 37.4 | 54.0 | 16.6 | Vertical |
| 2390.0 | 42.1 | -4.7 | 37.4 | 54.0 | 16.6 | Horizontal |

Result: RF Radiated Emissions (Highest) -GFSK

| Field Strength of Band-edge Compliance | | | | | | |
|--|-------------------------------------|------------------------------|-----------------------------------|------------------------------|--------------|---------------------|
| Peak Value | | | | | | |
| Frequency MHz | Measured Level @3m dB μ V | Correction Factor dB/m | Field Strength dB μ V/m | Limit @3m dB μ V/m | Margin dB | E-Field Polarity |
| 2483.5 | 51.3 | -4.8 | 46.5 | 74.0 | 27.5 | Vertical |
| 2483.5 | 51.6 | -4.7 | 46.9 | 74.0 | 27.1 | Horizontal |

The Hong Kong Standards and Testing Centre Limited

10 Dai Wang Street, Taipo Industrial Estate, Tai Po, N.T., Hong Kong

Tel: +852 2666 1888 Fax: +852 2664 4353 Email: hkstc@stc.group Website: www.stc.group

This report shall not be reproduced unless with prior written approval from The Hong Kong Standards and Testing Centre Limited.

For Conditions of Issuance of this test report, please refer to "Conditions of Issuance of Test Reports" section or Website.



Test Report

Date : 2022-04-28

Page 28 of 91

No. : HMD22040013

| Field Strength of Band-edge Compliance | | | | | | |
|--|-------------------------------|------------------------------|-----------------------------|------------------------|--------------|---------------------|
| Average Value | | | | | | |
| Frequency MHz | Measured Level @3m dBμV | Correction Factor dB/m | Field Strength dBμV/m | Limit @3m dBμV/m | Margin dB | E-Field Polarity |
| 2483.5 | 43.2 | -4.8 | 38.4 | 54.0 | 15.6 | Vertical |
| 2483.5 | 43.1 | -4.7 | 38.4 | 54.0 | 15.6 | Horizontal |

Result: RF Radiated Emissions (Lowest)- $\pi/4$ -DQPSK

| Field Strength of Band-edge Compliance | | | | | | |
|--|-------------------------------|------------------------------|-----------------------------|------------------------|--------------|---------------------|
| Peak Value | | | | | | |
| Frequency MHz | Measured Level @3m dBμV | Correction Factor dB/m | Field Strength dBμV/m | Limit @3m dBμV/m | Margin dB | E-Field Polarity |
| 2390.0 | 48.5 | -4.8 | 43.7 | 74.0 | 30.3 | Vertical |
| 2390.0 | 48.2 | -4.7 | 43.5 | 74.0 | 30.5 | Horizontal |

| Field Strength of Band-edge Compliance | | | | | | |
|--|-------------------------------|------------------------------|-----------------------------|------------------------|--------------|---------------------|
| Average Value | | | | | | |
| Frequency MHz | Measured Level @3m dBμV | Correction Factor dB/m | Field Strength dBμV/m | Limit @3m dBμV/m | Margin dB | E-Field Polarity |
| 2390.0 | 42.1 | -4.8 | 37.3 | 54.0 | 16.7 | Vertical |
| 2390.0 | 42.4 | -4.7 | 37.7 | 54.0 | 16.3 | Horizontal |

Result: RF Radiated Emissions (Highest) - $\pi/4$ -DQPSK

| Field Strength of Band-edge Compliance | | | | | | |
|--|-------------------------------|------------------------------|-----------------------------|------------------------|--------------|---------------------|
| Peak Value | | | | | | |
| Frequency MHz | Measured Level @3m dBμV | Correction Factor dB/m | Field Strength dBμV/m | Limit @3m dBμV/m | Margin dB | E-Field Polarity |
| 2483.5 | 53.2 | -4.8 | 48.4 | 74.0 | 25.6 | Vertical |
| 2483.5 | 52.2 | -4.7 | 47.5 | 74.0 | 26.5 | Horizontal |

| Field Strength of Band-edge Compliance | | | | | | |
|--|-------------------------------|------------------------------|-----------------------------|------------------------|--------------|---------------------|
| Average Value | | | | | | |
| Frequency MHz | Measured Level @3m dBμV | Correction Factor dB/m | Field Strength dBμV/m | Limit @3m dBμV/m | Margin dB | E-Field Polarity |
| 2483.5 | 43.6 | -4.8 | 38.8 | 54.0 | 15.2 | Vertical |
| 2483.5 | 42.5 | -4.7 | 37.8 | 54.0 | 16.2 | Horizontal |

The Hong Kong Standards and Testing Centre Limited

10 Dai Wang Street, Taipo Industrial Estate, Tai Po, N.T., Hong Kong

Tel: +852 2666 1888 Fax: +852 2664 4353 Email: hkstc@stc.group Website: www.stc.group

This report shall not be reproduced unless with prior written approval from The Hong Kong Standards and Testing Centre Limited.

For Conditions of Issuance of this test report, please refer to "Conditions of Issuance of Test Reports" section or Website.



Test Report

Date : 2022-04-28

Page 29 of 91

No. : HMD22040013

Result: RF Radiated Emissions (Lowest)- 8DPSK

| Field Strength of Band-edge Compliance | | | | | | |
|--|-------------------------------------|------------------------------|-----------------------------------|------------------------------|--------------|---------------------|
| Peak Value | | | | | | |
| Frequency MHz | Measured Level @3m dB μ V | Correction Factor dB/m | Field Strength dB μ V/m | Limit @3m dB μ V/m | Margin dB | E-Field Polarity |
| 2390.0 | 48.5 | -4.8 | 43.7 | 74.0 | 30.3 | Vertical |
| 2390.0 | 48.1 | -4.7 | 43.4 | 74.0 | 30.6 | Horizontal |

| Field Strength of Band-edge Compliance | | | | | | |
|--|-------------------------------------|------------------------------|-----------------------------------|------------------------------|--------------|---------------------|
| Average Value | | | | | | |
| Frequency MHz | Measured Level @3m dB μ V | Correction Factor dB/m | Field Strength dB μ V/m | Limit @3m dB μ V/m | Margin dB | E-Field Polarity |
| 2390.0 | 42.1 | -4.8 | 37.3 | 54.0 | 16.7 | Vertical |
| 2390.0 | 41.6 | -4.7 | 36.9 | 54.0 | 17.1 | Horizontal |

Result: RF Radiated Emissions (Highest) -8DPSK

| Field Strength of Band-edge Compliance | | | | | | |
|--|-------------------------------------|------------------------------|-----------------------------------|------------------------------|--------------|---------------------|
| Peak Value | | | | | | |
| Frequency MHz | Measured Level @3m dB μ V | Correction Factor dB/m | Field Strength dB μ V/m | Limit @3m dB μ V/m | Margin dB | E-Field Polarity |
| 2483.5 | 53.6 | -4.8 | 48.8 | 74.0 | 25.2 | Vertical |
| 2483.5 | 54.0 | -4.7 | 49.3 | 74.0 | 24.7 | Horizontal |

| Field Strength of Band-edge Compliance | | | | | | |
|--|-------------------------------------|------------------------------|-----------------------------------|------------------------------|--------------|---------------------|
| Average Value | | | | | | |
| Frequency MHz | Measured Level @3m dB μ V | Correction Factor dB/m | Field Strength dB μ V/m | Limit @3m dB μ V/m | Margin dB | E-Field Polarity |
| 2483.5 | 41.5 | -4.8 | 36.7 | 54.0 | 17.3 | Vertical |
| 2483.5 | 42.1 | -4.7 | 37.4 | 54.0 | 16.6 | Horizontal |

The Hong Kong Standards and Testing Centre Limited

10 Dai Wang Street, Taipo Industrial Estate, Tai Po, N.T., Hong Kong

Tel: +852 2666 1888 Fax: +852 2664 4353 Email: hkstc@stc.group Website: www.stc.group

This report shall not be reproduced unless with prior written approval from The Hong Kong Standards and Testing Centre Limited.

For Conditions of Issuance of this test report, please refer to "Conditions of Issuance of Test Reports" section or Website.



Test Report

Date : 2022-04-28
No. : HMD22040013

Page 30 of 91

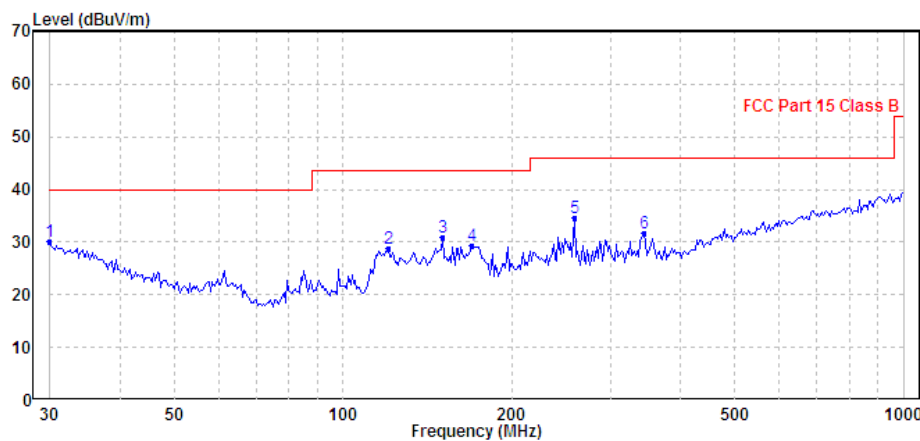
Limits for Radiated Emissions FCC 47 CFR 15.247 Class B):

| Frequency Range | Quasi-Peak Limits |
|-----------------|---------------------|
| [MHz] | [$\mu\text{V/m}$] |
| 0.009-0.490 | 2400/F (kHz) |
| 0.490-1.705 | 24000/F (kHz) |
| 1.705-30 | 30 |
| 30-88 | 100 |
| 88-216 | 150 |
| 216-960 | 200 |
| Above 960 | 500 |

The emission limits shown in the above table are based on measurement employing a CISPR quasi-peak detector and above 1000MHz are based on measurements employing an average detector.

Results of Bluetooth mode (GFSK 2402.0 MHz) (30MHz – 1GHz): Pass

Horizontal



Ambient Temperature: 27.0C
Relative Humidity : 45.0%

| | Freq | Level | Limit | Over | | |
|---|---------|--------|--------|--------|--------|------------|
| | MHz | dBuV/m | dBuV/m | Limit | Remark | Pol/Phase |
| | | | | dB | | |
| 1 | 30.000 | 30.19 | 40.00 | -9.81 | QP | Horizontal |
| 2 | 120.277 | 28.91 | 43.50 | -14.59 | QP | Horizontal |
| 3 | 150.538 | 31.03 | 43.50 | -12.47 | QP | Horizontal |
| 4 | 169.599 | 29.36 | 43.50 | -14.14 | QP | Horizontal |
| 5 | 258.326 | 34.63 | 46.00 | -11.37 | QP | Horizontal |
| 6 | 344.386 | 31.70 | 46.00 | -14.30 | QP | Horizontal |

The Hong Kong Standards and Testing Centre Limited
10 Dai Wang Street, Taipo Industrial Estate, Tai Po, N.T., Hong Kong

Tel: +852 2666 1888 Fax: +852 2664 4353 Email: hkstc@stc.group Website: www.stc.group

This report shall not be reproduced unless with prior written approval from The Hong Kong Standards and Testing Centre Limited.

For Conditions of Issuance of this test report, please refer to "Conditions of Issuance of Test Reports" section or Website.



Test Report

Date : 2022-04-28
No. : HMD22040013

Page 31 of 91

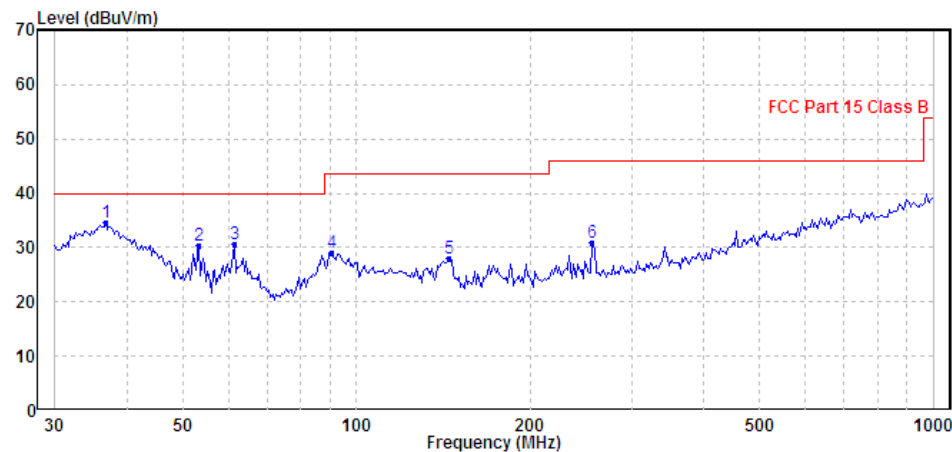
Limits for Radiated Emissions FCC 47 CFR 15.247 Class B]:

| Frequency Range | Quasi-Peak Limits |
|-----------------|---------------------|
| [MHz] | [$\mu\text{V/m}$] |
| 0.009-0.490 | 2400/F (kHz) |
| 0.490-1.705 | 24000/F (kHz) |
| 1.705-30 | 30 |
| 30-88 | 100 |
| 88-216 | 150 |
| 216-960 | 200 |
| Above 960 | 500 |

The emission limits shown in the above table are based on measurement employing a CISPR quasi-peak detector and above 1000MHz are based on measurements employing an average detector.

Results of Bluetooth mode (GFSK 2402.0 MHz) (30MHz – 1GHz): Pass

Vertical



Ambient Temperature: 27.0C
Relative Humidity : 45.0%

| | Freq | Level | Limit | Over | Remark | Pol/Phase |
|---|---------|--------|--------|--------|--------|-----------|
| | MHz | dBuV/m | dBuV/m | dB | | |
| 1 | 36.766 | 34.70 | 40.00 | -5.30 | QP | Vertical |
| 2 | 53.318 | 30.48 | 40.00 | -9.52 | QP | Vertical |
| 3 | 61.346 | 30.58 | 40.00 | -9.42 | QP | Vertical |
| 4 | 90.855 | 29.03 | 43.50 | -14.47 | QP | Vertical |
| 5 | 144.335 | 28.11 | 43.50 | -15.39 | QP | Vertical |
| 6 | 256.521 | 30.83 | 46.00 | -15.17 | QP | Vertical |

Remarks: Calculated measurement uncertainty (30MHz – 1GHz): 4.9dB

Emissions in the vertical and horizontal polarizations have been investigated and the worst-case test results are recorded in this report.

The Hong Kong Standards and Testing Centre Limited
10 Dai Wang Street, Taipo Industrial Estate, Tai Po, N.T., Hong Kong

Tel: +852 2666 1888 Fax: +852 2664 4353 Email: hkstc@stc.group Website: www.stc.group

This report shall not be reproduced unless with prior written approval from The Hong Kong Standards and Testing Centre Limited.

For Conditions of Issuance of this test report, please refer to "Conditions of Issuance of Test Reports" section or Website.

Test Report

Date : 2022-04-28
No. : HMD22040013

Page 32 of 91

3.1.3 AC Mains Conducted Emissions (0.15MHz to 30MHz)

| | |
|--------------------|------------------|
| Test Requirement: | FCC 47CFR 15.207 |
| Test Method: | ANSI C63.10:2013 |
| Test Date: | 2022-04-11 |
| Mode of Operation: | Bluetooth mode |
| Test Voltage: | 120V a.c. 60Hz |

Ambient Temperature: 25°C Relative Humidity: 51% Atmospheric Pressure: 101 kPa

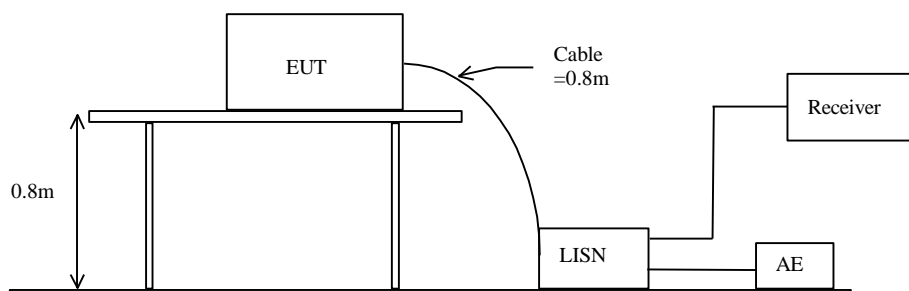
Test Method:

The test was performed in accordance with ANSI C63.10:2013, with the following: an initial measurement was performed in peak and average detection mode on the live line, any emissions recorded within 30dB of the relevant limit line were re-measured using quasi-peak and average detection on the live and neutral lines with the worst case recorded in the table of results.

Receiver Setting:

Bandw. = 9 kHz, Meas. Time= 10.0 ms, Step Width = 5.0kHz
 Detector = MaxPeak and CISPR AV

Test Setup:



Limits for Conducted Emissions (FCC 47 CFR 15.207):

| Frequency Range [MHz] | Quasi-Peak Limits [dBμV] | Average [dBμV] |
|--------------------------|-----------------------------|-------------------|
| 0.15-0.5 | 66 to 56* | 56 to 46* |
| 0.5-5.0 | 56 | 46 |
| 5.0-30.0 | 60 | 50 |

* Decreases with the logarithm of the frequency.

Remarks:

Calculated measurement uncertainty (0.15MHz – 30MHz): 3.25dB

-*- Emission(s) that is far below the corresponding limit line.



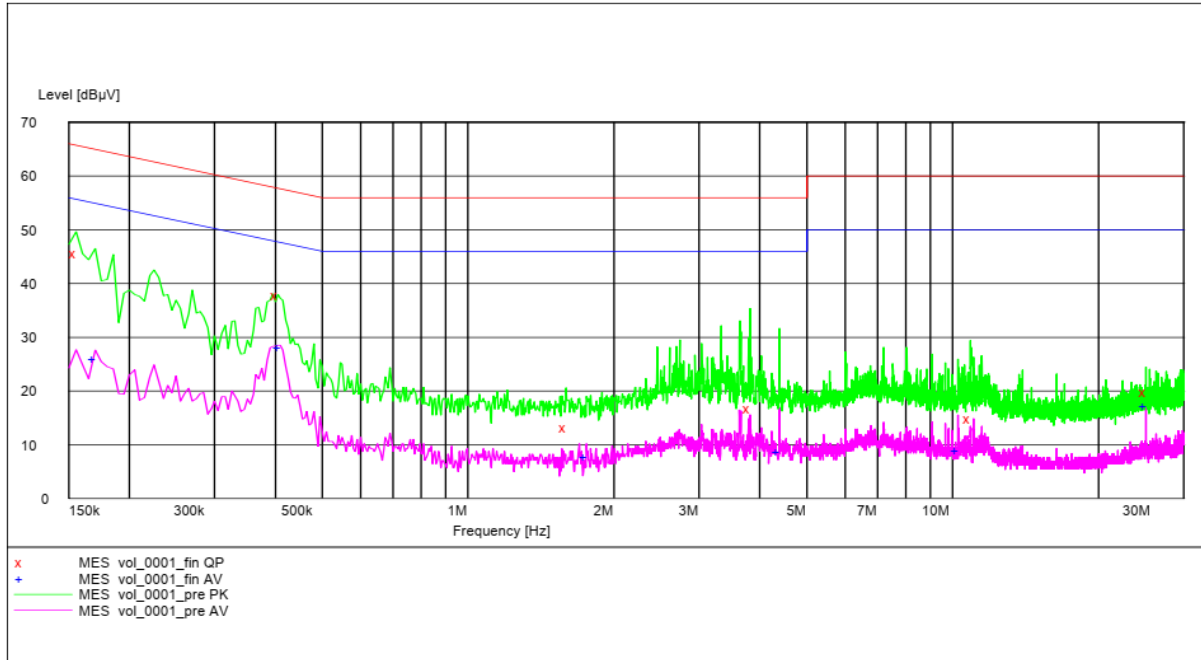
Test Report

Date : 2022-04-28
No. : HMD22040013

Page 33 of 91

Results of Bluetooth mode (L): PASS

Please refer to the following diagram for individual results.



MEASUREMENT RESULT: "vol_0001_fin QP"

| Frequency | Level | Transd | Limit | Margin | Line | PE |
|-----------|-------|--------|-------|--------|------|-----|
| MHz | dBμV | dB | dBμV | dB | | |
| 0.155000 | 45.7 | 9.7 | 65.7 | 20.0 | L1 | GND |
| 0.405000 | 37.7 | 9.7 | 57.8 | 20.0 | L1 | GND |
| 1.595000 | 13.1 | 9.8 | 56.0 | 42.9 | L1 | GND |
| 3.820000 | 16.7 | 9.8 | 56.0 | 39.3 | L1 | GND |
| 10.885000 | 14.8 | 10.0 | 60.0 | 45.2 | L1 | GND |
| 25.060000 | 19.9 | 10.7 | 60.0 | 40.1 | L1 | GND |

MEASUREMENT RESULT: "vol_0001_fin AV"

| Frequency | Level | Transd | Limit | Margin | Line | PE |
|-----------|-------|--------|-------|--------|------|-----|
| MHz | dBμV | dB | dBμV | dB | | |
| 0.170000 | 25.9 | 9.7 | 55.0 | 29.1 | L1 | GND |
| 0.410000 | 28.1 | 9.7 | 47.6 | 19.5 | L1 | GND |
| 1.755000 | 7.6 | 9.8 | 46.0 | 38.4 | L1 | GND |
| 4.385000 | 8.8 | 9.8 | 46.0 | 37.2 | L1 | GND |
| 10.265000 | 8.9 | 10.0 | 50.0 | 41.1 | L1 | GND |
| 25.060000 | 17.2 | 10.7 | 50.0 | 32.8 | L1 | GND |

The Hong Kong Standards and Testing Centre Limited

10 Dai Wang Street, Taipo Industrial Estate, Tai Po, N.T., Hong Kong

Tel: +852 2666 1888 Fax: +852 2664 4353 Email: hkstc@stc.group Website: www.stc.group

This report shall not be reproduced unless with prior written approval from The Hong Kong Standards and Testing Centre Limited.

For Conditions of Issuance of this test report, please refer to "Conditions of Issuance of Test Reports" section or Website.

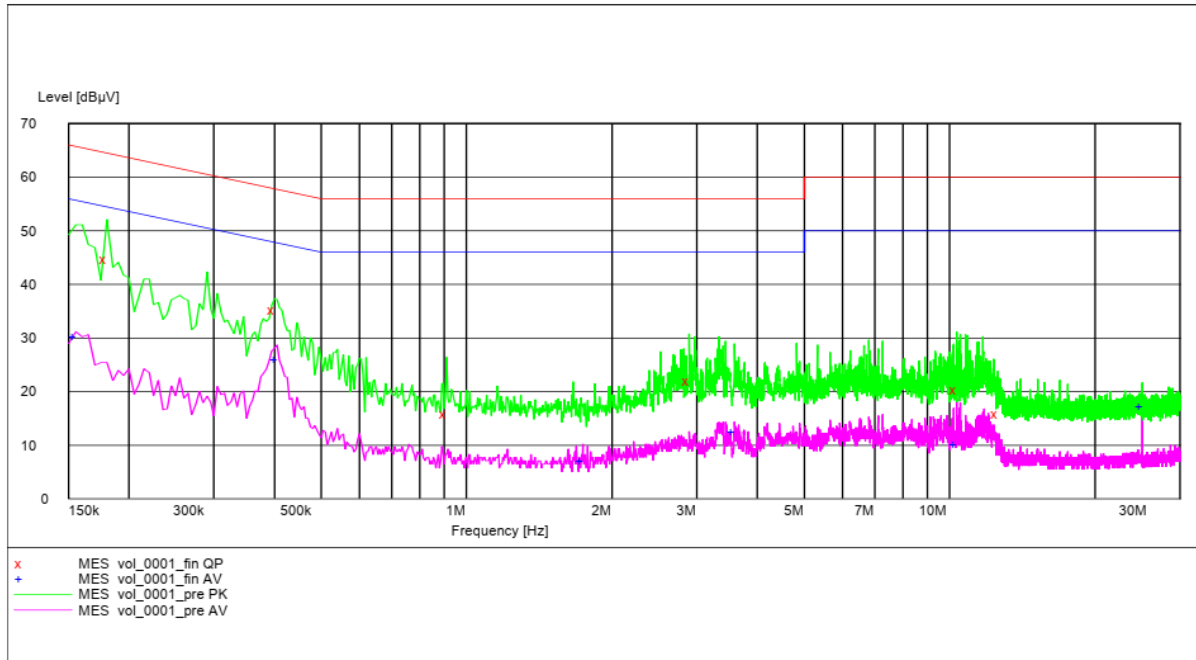
Test Report

Date : 2022-04-28
No. : HMD22040013

Page 34 of 91

Results of Bluetooth mode (N): PASS

Please refer to the following diagram for individual results.



MEASUREMENT RESULT: "vol_0001_fin QP"

| Frequency | Level | Transd | Limit | Margin | Line | PE |
|-----------|-------|--------|-------|--------|------|-----|
| MHz | dBμV | dB | dBμV | dB | | |
| 0.180000 | 44.7 | 9.7 | 64.5 | 19.8 | N | GND |
| 0.400000 | 35.4 | 9.7 | 57.9 | 22.5 | N | GND |
| 0.910000 | 15.8 | 9.7 | 56.0 | 40.2 | N | GND |
| 2.890000 | 22.0 | 9.8 | 56.0 | 34.0 | N | GND |
| 10.345000 | 20.3 | 10.0 | 60.0 | 39.7 | N | GND |
| 12.585000 | 15.9 | 10.1 | 60.0 | 44.1 | N | GND |

MEASUREMENT RESULT: "vol_0001_fin AV"

| Frequency | Level | Transd | Limit | Margin | Line | PE |
|-----------|-------|--------|-------|--------|------|-----|
| MHz | dBμV | dB | dBμV | dB | | |
| 0.155000 | 30.4 | 9.7 | 55.7 | 25.3 | N | GND |
| 0.405000 | 26.1 | 9.7 | 47.8 | 21.7 | N | GND |
| 1.740000 | 7.1 | 9.8 | 46.0 | 38.9 | N | GND |
| 3.590000 | 12.5 | 9.8 | 46.0 | 33.5 | N | GND |
| 10.345000 | 10.1 | 10.0 | 50.0 | 39.9 | N | GND |
| 25.060000 | 17.3 | 10.7 | 50.0 | 32.7 | N | GND |

The Hong Kong Standards and Testing Centre Limited

10 Dai Wang Street, Taipo Industrial Estate, Tai Po, N.T., Hong Kong

Tel: +852 2666 1888 Fax: +852 2664 4353 Email: hkstc@stc.group Website: www.stc.group

This report shall not be reproduced unless with prior written approval from The Hong Kong Standards and Testing Centre Limited.

For Conditions of Issuance of this test report, please refer to "Conditions of Issuance of Test Reports" section or Website.

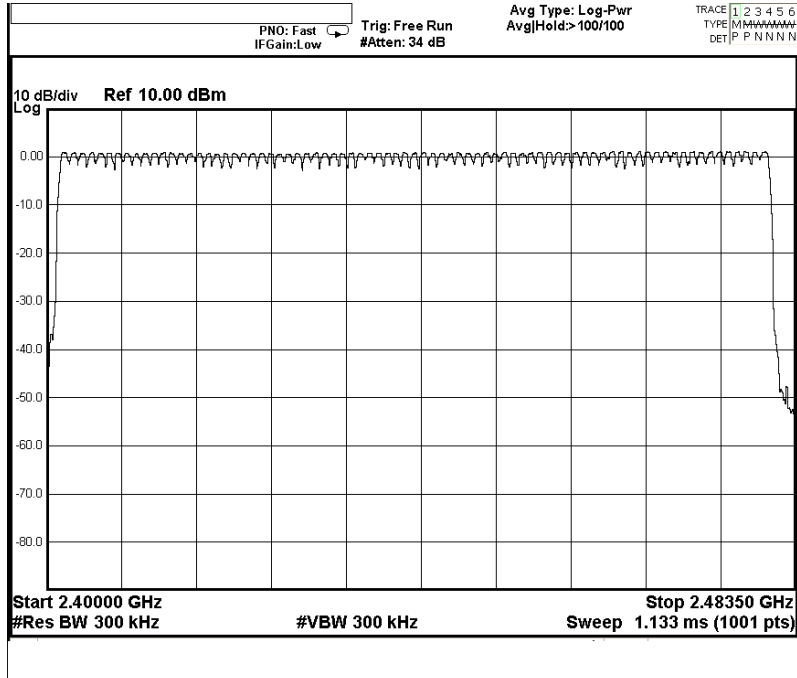


Test Report

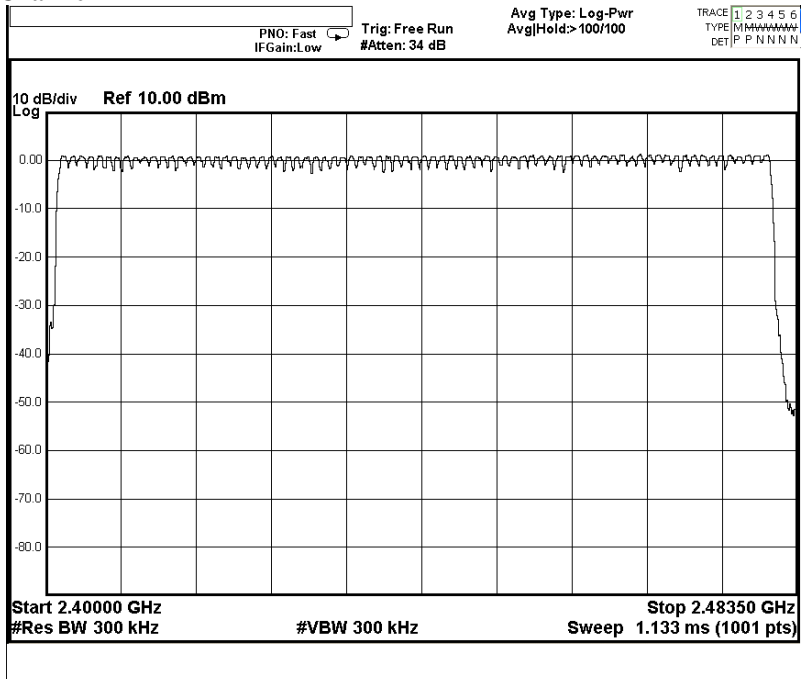
Date : 2022-04-28
No. : HMD22040013

Page 36 of 91

$\pi/4$ -DQPSK: 79 of 79 Channel



8DPSK: 79 of 79 Channel



The Hong Kong Standards and Testing Centre Limited

10 Dai Wang Street, Taipo Industrial Estate, Tai Po, N.T., Hong Kong

Tel: +852 2666 1888 Fax: +852 2664 4353 Email: hkstc@stc.group Website: www.stc.group

This report shall not be reproduced unless with prior written approval from The Hong Kong Standards and Testing Centre Limited.

For Conditions of Issuance of this test report, please refer to "Conditions of Issuance of Test Reports" section or Website.



Test Report

Date : 2022-04-28
No. : HMD22040013

Page 37 of 91

3.1.5 20dB Bandwidth

Test Requirement: FCC 47CFR 15.247(a)(1)
Test Method: ANSI C63.10:2013
Test Date: 2022-04-21
Mode of Operation: Tx mode

Ambient Temperature: 25°C Relative Humidity: 51% Atmospheric Pressure: 101 kPa

Remark:

The result has been done on all the possible configurations for searching the worst cases.

Test Method:

The bandwidth is measured at an amplitude level reduced from the reference level by a specified ratio. The reference level is the level of the highest amplitude signal observed from the transmitter at the fundamental frequency. Once the reference level is established, the equipment is conditioned with typical modulating signal to produce the worst-case (i.e. the widest) bandwidth.

Spectrum Analyzer Setting:

RBW = 30kHz, VBW \geq RBW, Sweep = Auto, Span = two times and five times the OBW
Detector = Peak, Trace = Max. hold

Test Setup:

As Test Setup of clause 3.1.1 in this test report.

The Hong Kong Standards and Testing Centre Limited

10 Dai Wang Street, Taipo Industrial Estate, Tai Po, N.T., Hong Kong

Tel: +852 2666 1888 Fax: +852 2664 4353 Email: hkstc@stc.group Website: www.stc.group

This report shall not be reproduced unless with prior written approval from The Hong Kong Standards and Testing Centre Limited.

For Conditions of Issuance of this test report, please refer to "Conditions of Issuance of Test Reports" section or Website.



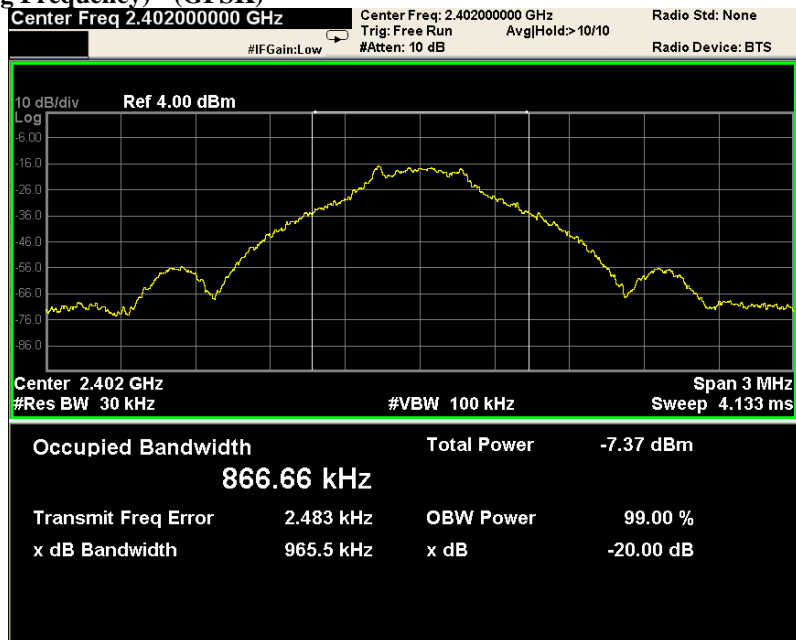
Test Report

Date : 2022-04-28
No. : HMD22040013

Page 38 of 91

| Fundamental Frequency [MHz] | 20dB Bandwidth [MHz] | FCC Limits [MHz] |
|--------------------------------|-------------------------|---------------------|
| 2402 | 0.9655 | Within 2400-2483.5 |

(Lowest Operating Frequency) - (GFSK)



The Hong Kong Standards and Testing Centre Limited

10 Dai Wang Street, Taipo Industrial Estate, Tai Po, N.T., Hong Kong

Tel: +852 2666 1888 Fax: +852 2664 4353 Email: hkstc@stc.group Website: www.stc.group

This report shall not be reproduced unless with prior written approval from The Hong Kong Standards and Testing Centre Limited.

For Conditions of Issuance of this test report, please refer to "Conditions of Issuance of Test Reports" section or Website.



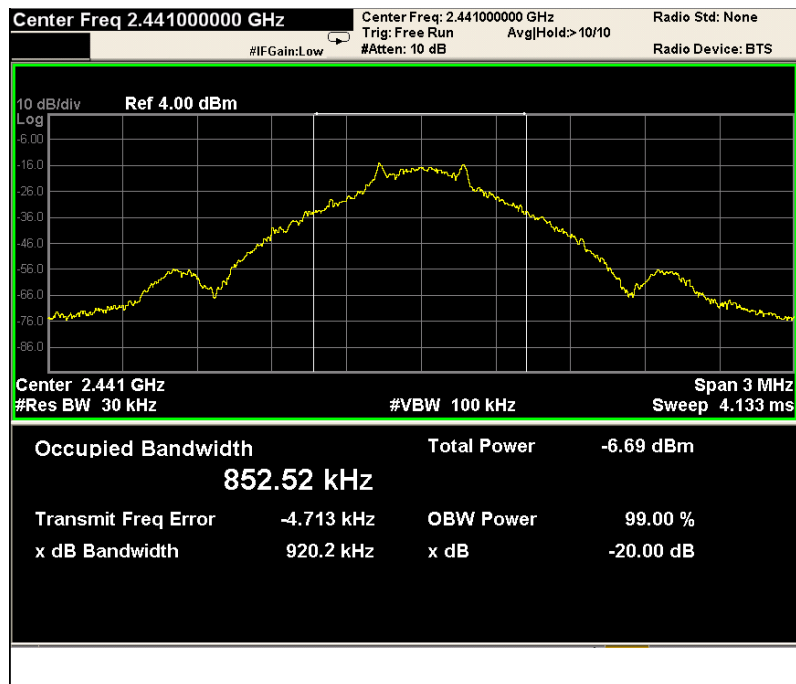
Test Report

Date : 2022-04-28
No. : HMD22040013

Page 39 of 91

| Fundamental Frequency [MHz] | 20dB Bandwidth [MHz] | FCC Limits [MHz] |
|--------------------------------|-------------------------|---------------------|
| 2441 | 0.9202 | Within 2400-2483.5 |

(Middle Operating Frequency) - (GFSK)



The Hong Kong Standards and Testing Centre Limited

10 Dai Wang Street, Taipo Industrial Estate, Tai Po, N.T., Hong Kong

Tel: +852 2666 1888 Fax: +852 2664 4353 Email: hkstc@stc.group Website: www.stc.group

This report shall not be reproduced unless with prior written approval from The Hong Kong Standards and Testing Centre Limited.

For Conditions of Issuance of this test report, please refer to "Conditions of Issuance of Test Reports" section or Website.



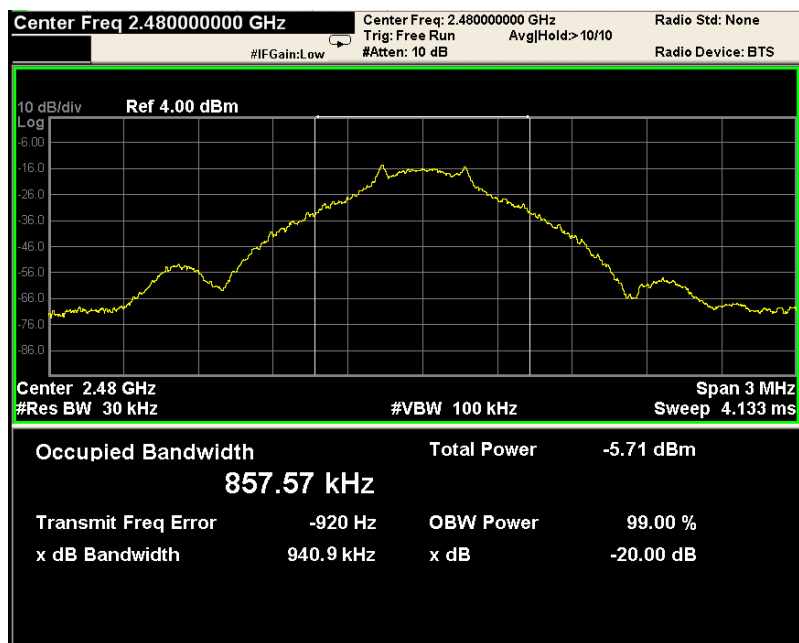
Test Report

Date : 2022-04-28
No. : HMD22040013

Page 40 of 91

| Fundamental Frequency [MHz] | 20dB Bandwidth [MHz] | FCC Limits [MHz] |
|--------------------------------|-------------------------|---------------------|
| 2480 | 0.9409 | Within 2400-2483.5 |

(Highest Operating Frequency) - (GFSK)



The Hong Kong Standards and Testing Centre Limited

10 Dai Wang Street, Taipo Industrial Estate, Tai Po, N.T., Hong Kong

Tel: +852 2666 1888 Fax: +852 2664 4353 Email: hkstc@stc.group Website: www.stc.group

This report shall not be reproduced unless with prior written approval from The Hong Kong Standards and Testing Centre Limited.

For Conditions of Issuance of this test report, please refer to "Conditions of Issuance of Test Reports" section or Website.



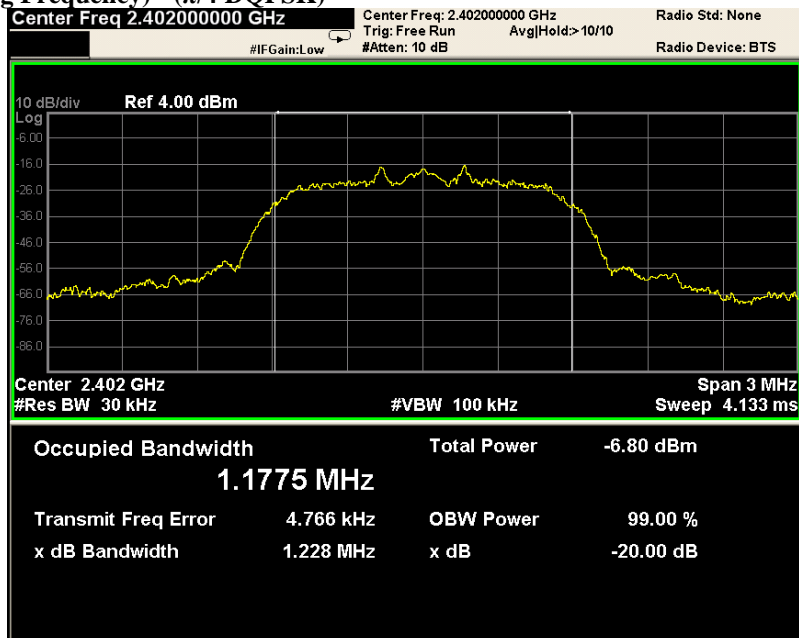
Test Report

Date : 2022-04-28
No. : HMD22040013

Page 41 of 91

| Fundamental Frequency [MHz] | 20dB Bandwidth [MHz] | FCC Limits [MHz] |
|--------------------------------|-------------------------|---------------------|
| 2402 | 1.228 | Within 2400-2483.5 |

(Lowest Operating Frequency) - ($\pi/4$ DQPSK)



The Hong Kong Standards and Testing Centre Limited

10 Dai Wang Street, Taipo Industrial Estate, Tai Po, N.T., Hong Kong

Tel: +852 2666 1888 Fax: +852 2664 4353 Email: hkstc@stc.group Website: www.stc.group

This report shall not be reproduced unless with prior written approval from The Hong Kong Standards and Testing Centre Limited.

For Conditions of Issuance of this test report, please refer to "Conditions of Issuance of Test Reports" section or Website.



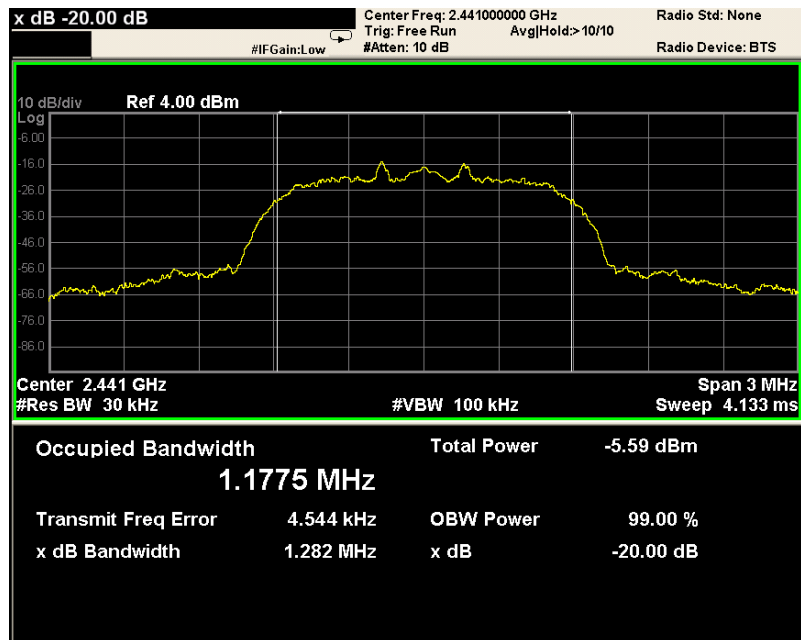
Test Report

Date : 2022-04-28
No. : HMD22040013

Page 42 of 91

| Fundamental Frequency [MHz] | 20dB Bandwidth [MHz] | FCC Limits [MHz] |
|--------------------------------|-------------------------|---------------------|
| 2441 | 1.282 | Within 2400-2483.5 |

(Middle Operating Frequency) - ($\pi/4$ DQPSK)



The Hong Kong Standards and Testing Centre Limited

10 Dai Wang Street, Taipo Industrial Estate, Tai Po, N.T., Hong Kong

Tel: +852 2666 1888 Fax: +852 2664 4353 Email: hkstc@stc.group Website: www.stc.group

This report shall not be reproduced unless with prior written approval from The Hong Kong Standards and Testing Centre Limited.

For Conditions of Issuance of this test report, please refer to "Conditions of Issuance of Test Reports" section or Website.



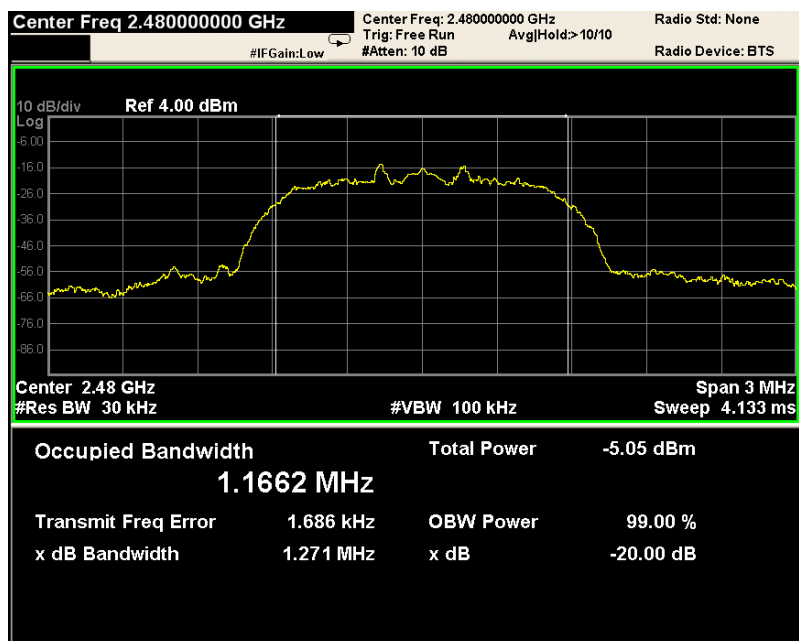
Test Report

Date : 2022-04-28
No. : HMD22040013

Page 43 of 91

| Fundamental Frequency [MHz] | 20dB Bandwidth [MHz] | FCC Limits [MHz] |
|--------------------------------|-------------------------|---------------------|
| 2480 | 1.271 | Within 2400-2483.5 |

(Highest Operating Frequency) - ($\pi/4$ DQPSK)



The Hong Kong Standards and Testing Centre Limited

10 Dai Wang Street, Taipo Industrial Estate, Tai Po, N.T., Hong Kong

Tel: +852 2666 1888 Fax: +852 2664 4353 Email: hkstc@stc.group Website: www.stc.group

This report shall not be reproduced unless with prior written approval from The Hong Kong Standards and Testing Centre Limited.

For Conditions of Issuance of this test report, please refer to "Conditions of Issuance of Test Reports" section or Website.



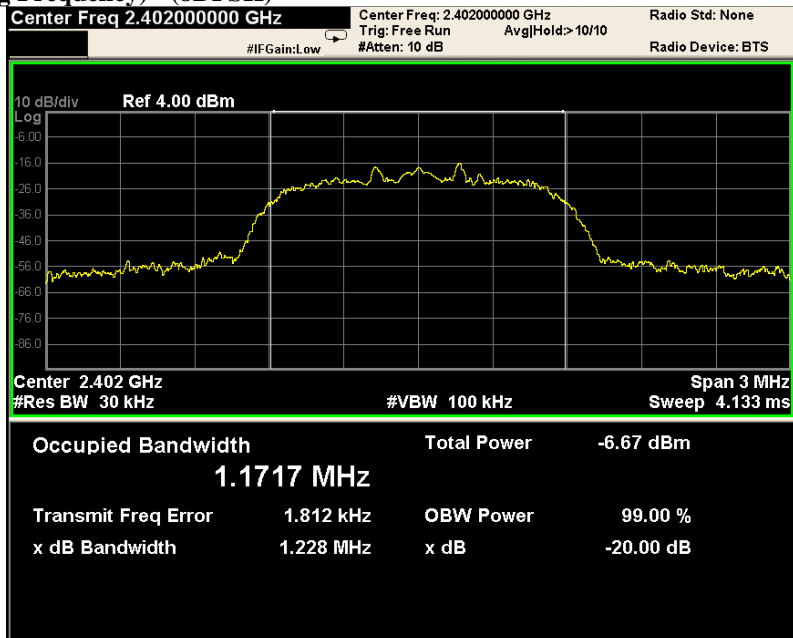
Test Report

Date : 2022-04-28
No. : HMD22040013

Page 44 of 91

| Fundamental Frequency [MHz] | 20dB Bandwidth [MHz] | FCC Limits [MHz] |
|--------------------------------|-------------------------|---------------------|
| 2402 | 1.228 | Within 2400-2483.5 |

(Lowest Operating Frequency) - (8DPSK)



The Hong Kong Standards and Testing Centre Limited

10 Dai Wang Street, Taipo Industrial Estate, Tai Po, N.T., Hong Kong

Tel: +852 2666 1888 Fax: +852 2664 4353 Email: hkstc@stc.group Website: www.stc.group

This report shall not be reproduced unless with prior written approval from The Hong Kong Standards and Testing Centre Limited.

For Conditions of Issuance of this test report, please refer to "Conditions of Issuance of Test Reports" section or Website.



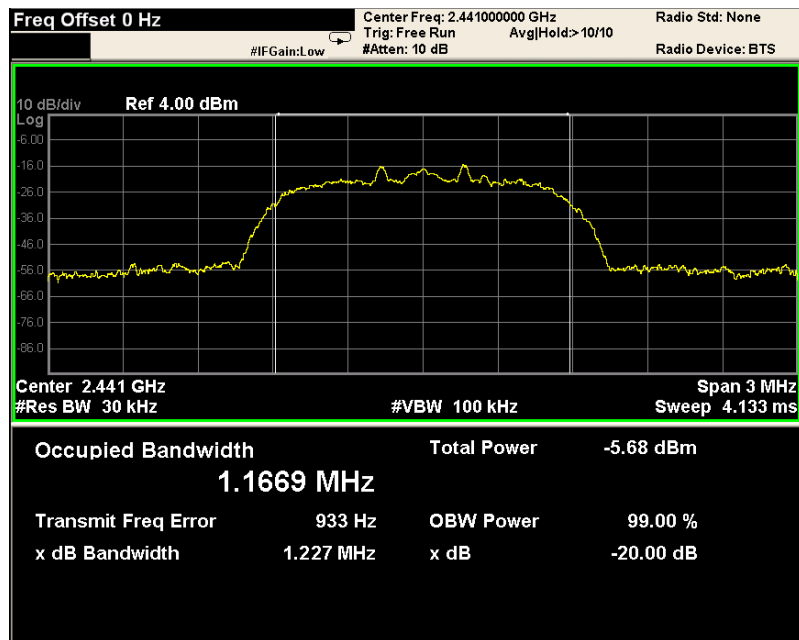
Test Report

Date : 2022-04-28
No. : HMD22040013

Page 45 of 91

| Fundamental Frequency [MHz] | 20dB Bandwidth [MHz] | FCC Limits [MHz] |
|--------------------------------|-------------------------|---------------------|
| 2441 | 1.227 | Within 2400-2483.5 |

(Middle Operating Frequency) - (8DPSK)



The Hong Kong Standards and Testing Centre Limited

10 Dai Wang Street, Taipo Industrial Estate, Tai Po, N.T., Hong Kong

Tel: +852 2666 1888 Fax: +852 2664 4353 Email: hkstc@stc.group Website: www.stc.group

This report shall not be reproduced unless with prior written approval from The Hong Kong Standards and Testing Centre Limited.

For Conditions of Issuance of this test report, please refer to "Conditions of Issuance of Test Reports" section or Website.



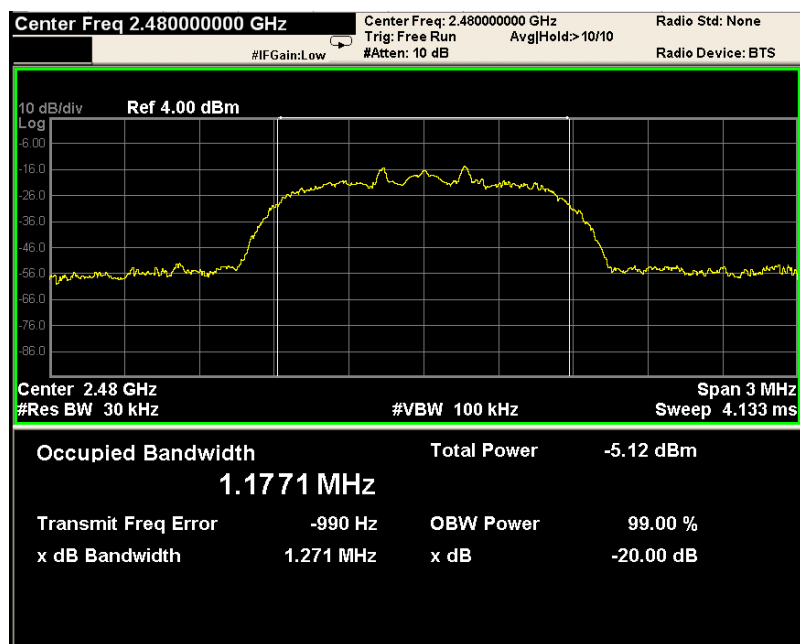
Test Report

Date : 2022-04-28
No. : HMD22040013

Page 46 of 91

| Fundamental Frequency [MHz] | 20dB Bandwidth [MHz] | FCC Limits [MHz] |
|--------------------------------|-------------------------|---------------------|
| 2480 | 1.271 | Within 2400-2483.5 |

(Highest Operating Frequency) - (8DPSK)



The Hong Kong Standards and Testing Centre Limited

10 Dai Wang Street, Taipo Industrial Estate, Tai Po, N.T., Hong Kong

Tel: +852 2666 1888 Fax: +852 2664 4353 Email: hkstc@stc.group Website: www.stc.group

This report shall not be reproduced unless with prior written approval from The Hong Kong Standards and Testing Centre Limited.

For Conditions of Issuance of this test report, please refer to "Conditions of Issuance of Test Reports" section or Website.



Test Report

Date : 2022-04-28
No. : HMD22040013

Page 47 of 91

3.1.6 Hopping Channel Separation

Ambient Temperature: 25°C

Relative Humidity: 51%

Atmospheric Pressure: 101 kPa

Requirements:

Frequency hopping systems operating in the 2400-2483.5 MHz band may have hopping channel carrier frequencies that are separated by 25 kHz or two-thirds of the 20 dB bandwidth of the hopping channel, whichever is greater, provided the systems operate with an output power no greater than 125 mW.

Spectrum Analyzer Setting:

RBW = 300kHz, VBW \geq RBW, Sweep = Auto,
Span = Wide enough to capture the peaks of two adjacent channels
Detector = Peak, Trace = Max. hold

Limit:

The measured maximum bandwidth $\times \frac{2}{3} = 1.28\text{MHz} \times \frac{2}{3} = 853.33\text{kHz}$

The Hong Kong Standards and Testing Centre Limited

10 Dai Wang Street, Tai Po Industrial Estate, Tai Po, N.T., Hong Kong

Tel: +852 2666 1888 Fax: +852 2664 4353 Email: hkstc@stc.group Website: www.stc.group

This report shall not be reproduced unless with prior written approval from The Hong Kong Standards and Testing Centre Limited.

For Conditions of Issuance of this test report, please refer to "Conditions of Issuance of Test Reports" section or Website.

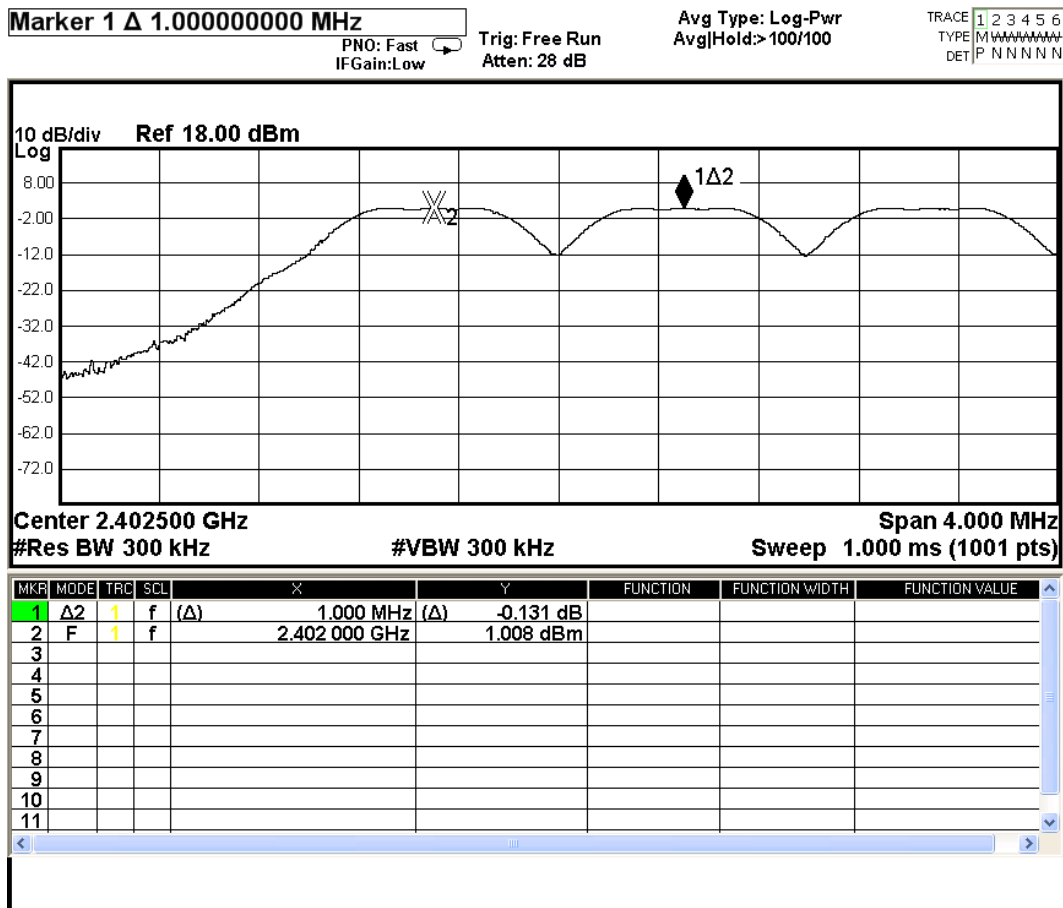


Test Report

Date : 2022-04-28
No. : HMD22040013

Page 48 of 91

Channel separation = 1MHz (>853.33kHz) (Lowest) (GFSK)



The Hong Kong Standards and Testing Centre Limited

10 Dai Wang Street, Taipo Industrial Estate, Tai Po, N.T., Hong Kong

Tel: +852 2666 1888 Fax: +852 2664 4353 Email: hkstc@stc.group Website: www.stc.group

This report shall not be reproduced unless with prior written approval from The Hong Kong Standards and Testing Centre Limited.

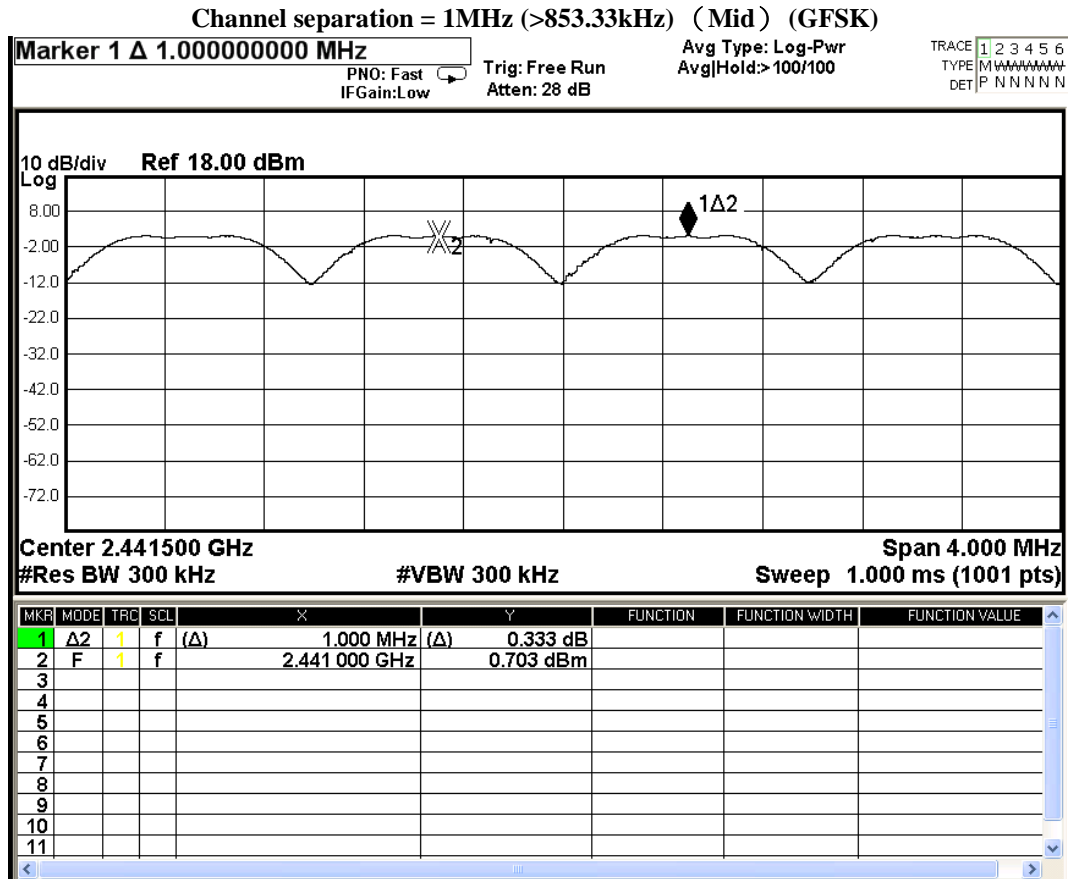
For Conditions of Issuance of this test report, please refer to "Conditions of Issuance of Test Reports" section or Website.



Test Report

Date : 2022-04-28
No. : HMD22040013

Page 49 of 91



The Hong Kong Standards and Testing Centre Limited

10 Dai Wang Street, Tai Po Industrial Estate, Tai Po, N.T., Hong Kong

Tel: +852 2666 1888 Fax: +852 2664 4353 Email: hkstc@stc.group Website: www.stc.group

This report shall not be reproduced unless with prior written approval from The Hong Kong Standards and Testing Centre Limited.

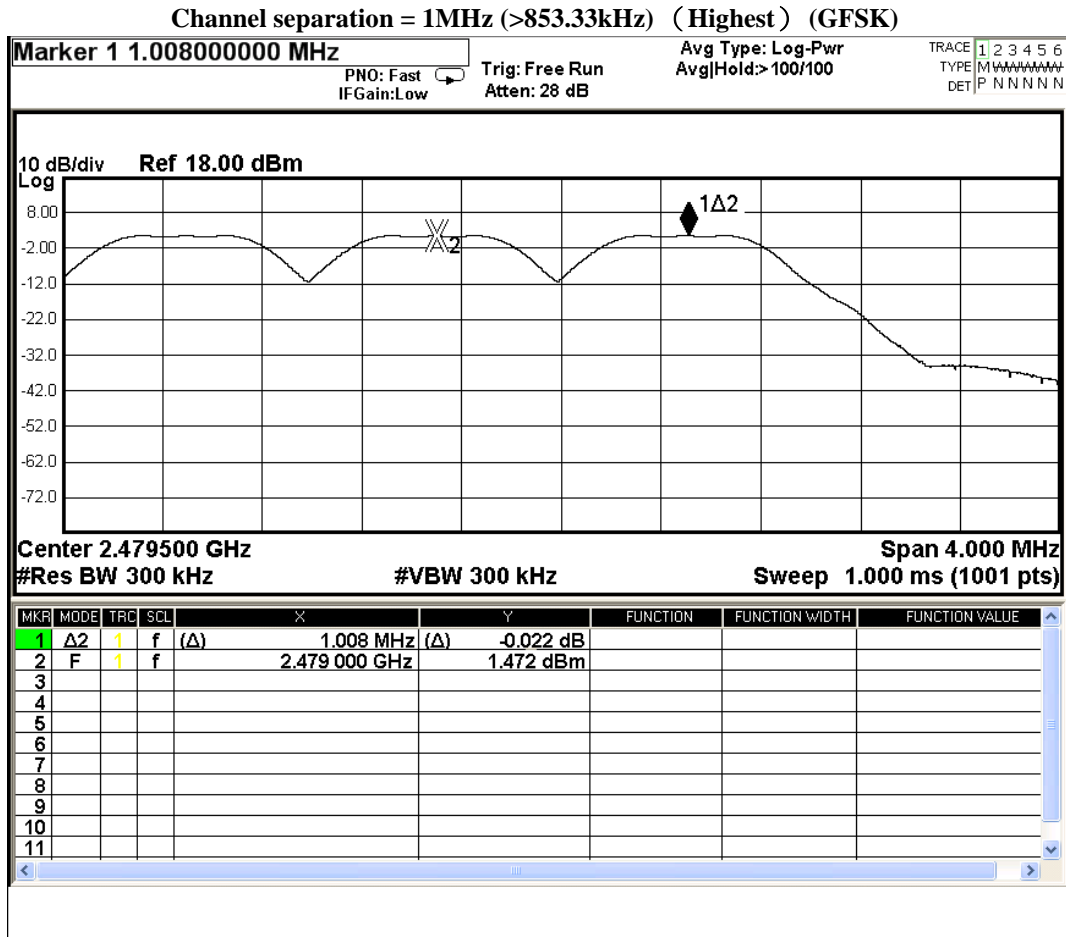
For Conditions of Issuance of this test report, please refer to "Conditions of Issuance of Test Reports" section or Website.



Test Report

Date : 2022-04-28
No. : HMD22040013

Page 50 of 91



The Hong Kong Standards and Testing Centre Limited

10 Dai Wang Street, Taipo Industrial Estate, Tai Po, N.T., Hong Kong

Tel: +852 2666 1888 Fax: +852 2664 4353 Email: hkstc@stc.group Website: www.stc.group

This report shall not be reproduced unless with prior written approval from The Hong Kong Standards and Testing Centre Limited.

For Conditions of Issuance of this test report, please refer to "Conditions of Issuance of Test Reports" section or Website.

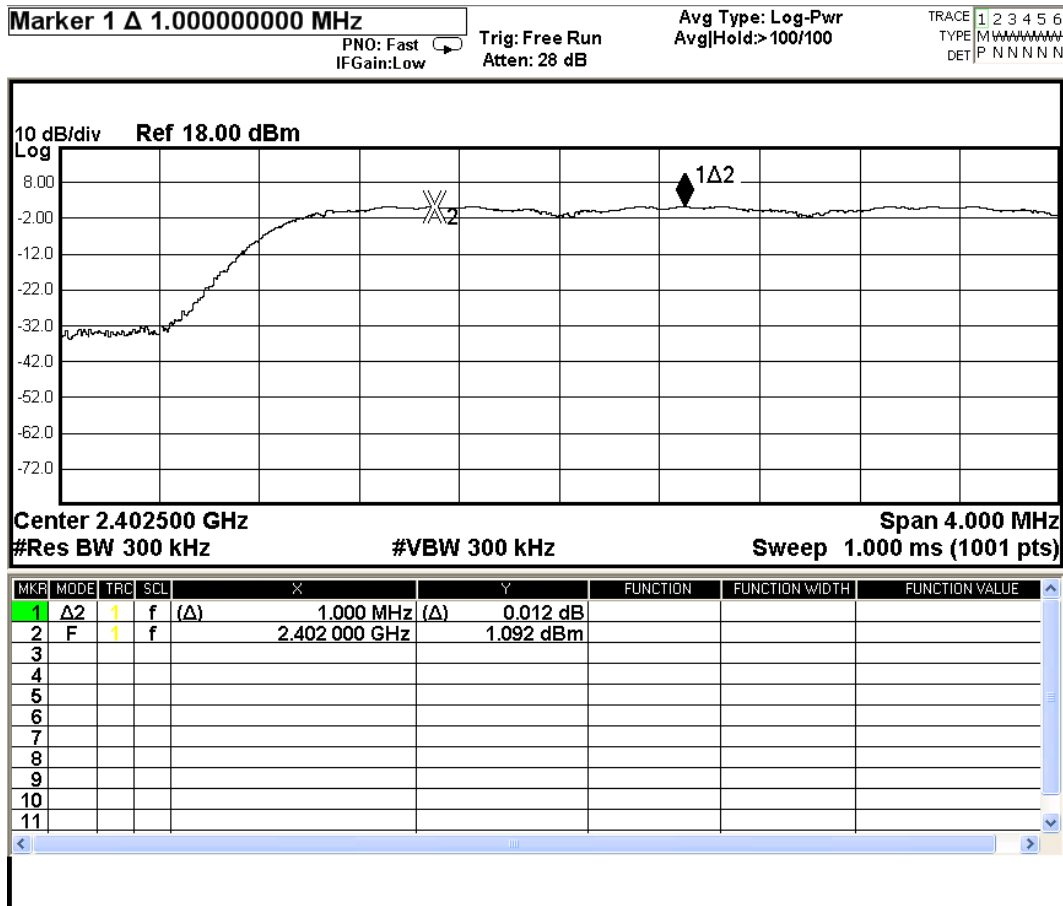


Test Report

Date : 2022-04-28
No. : HMD22040013

Page 51 of 91

Channel separation = 1MHz (>853.33kHz) (Lowest) ($\pi/4$ DQPSK)



The Hong Kong Standards and Testing Centre Limited

10 Dai Wang Street, Taipo Industrial Estate, Tai Po, N.T., Hong Kong

Tel: +852 2666 1888 Fax: +852 2664 4353 Email: hkstc@stc.group Website: www.stc.group

This report shall not be reproduced unless with prior written approval from The Hong Kong Standards and Testing Centre Limited.

For Conditions of Issuance of this test report, please refer to "Conditions of Issuance of Test Reports" section or Website.

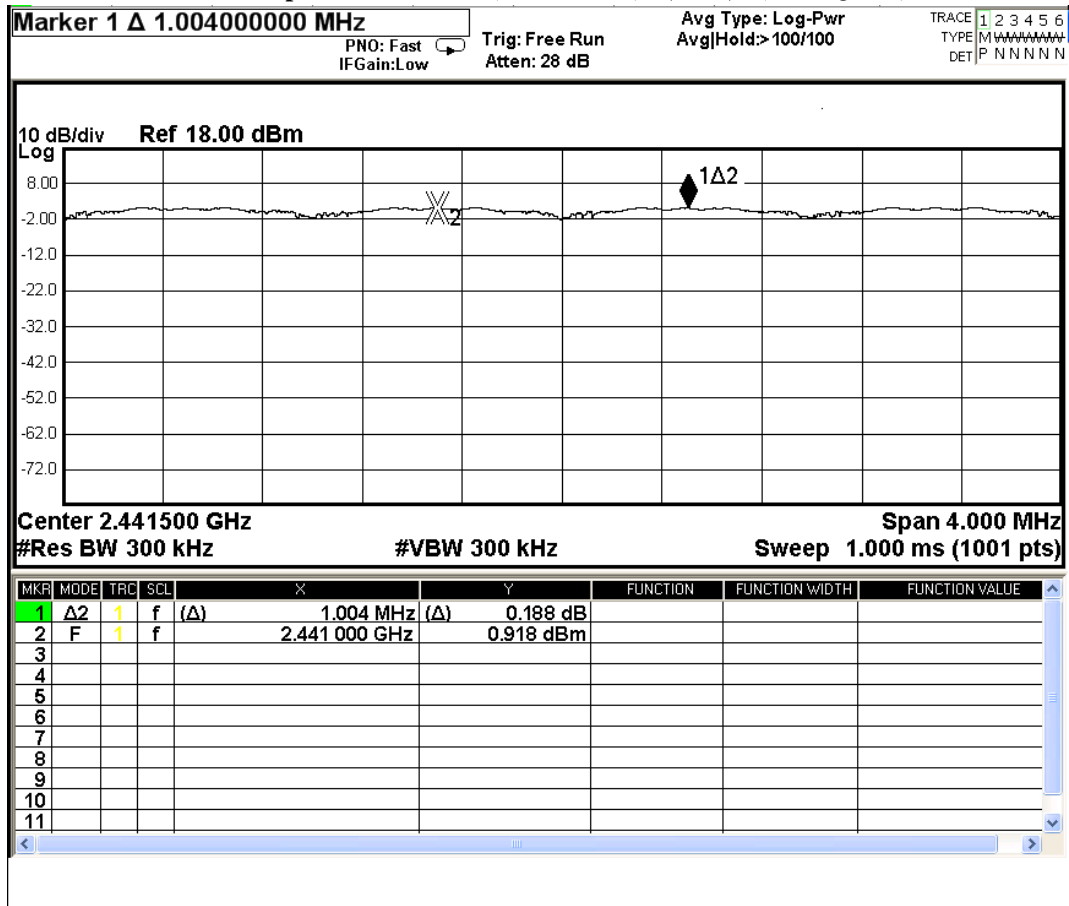


Test Report

Date : 2022-04-28
No. : HMD22040013

Page 52 of 91

Channel separation = 1MHz (>853.33kHz) (Mid) ($\pi/4$ DQPSK)



The Hong Kong Standards and Testing Centre Limited

10 Dai Wang Street, Taipo Industrial Estate, Tai Po, N.T., Hong Kong

Tel: +852 2666 1888 Fax: +852 2664 4353 Email: hkstc@stc.group Website: www.stc.group

This report shall not be reproduced unless with prior written approval from The Hong Kong Standards and Testing Centre Limited.

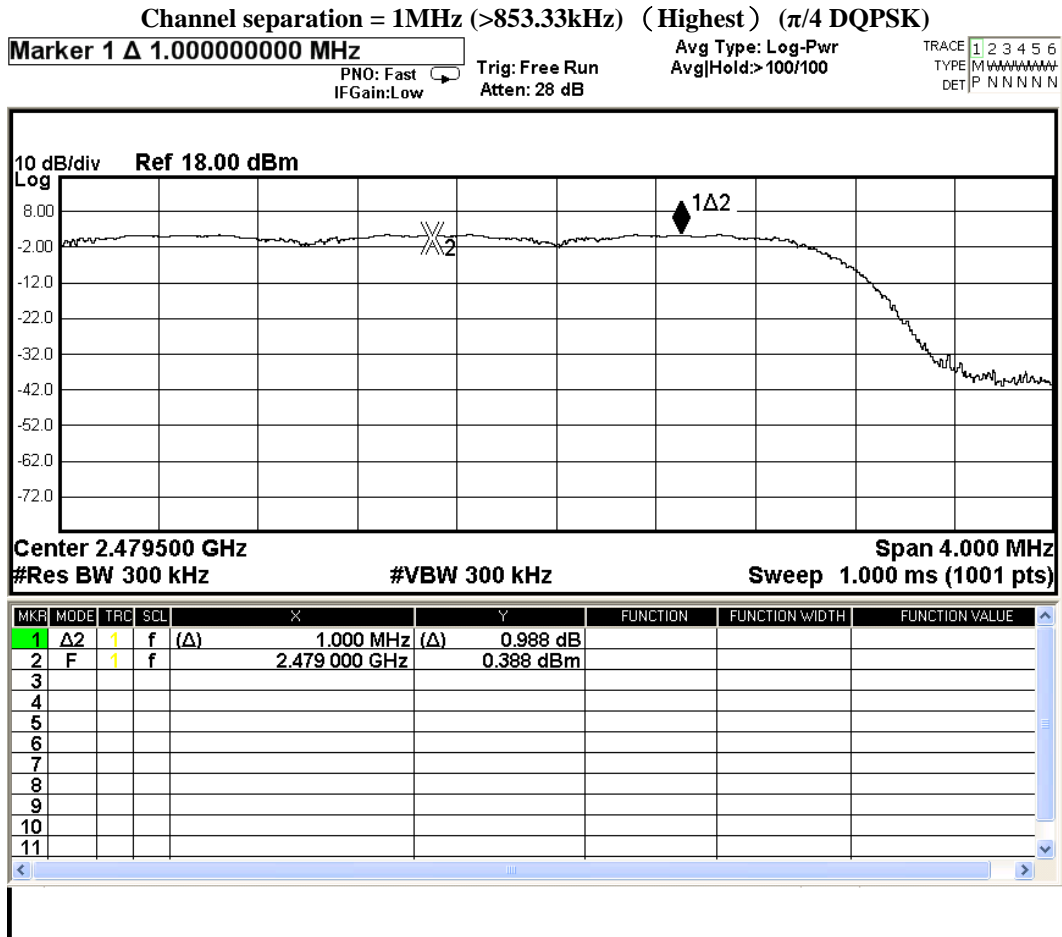
For Conditions of Issuance of this test report, please refer to "Conditions of Issuance of Test Reports" section or Website.



Test Report

Date : 2022-04-28
No. : HMD22040013

Page 53 of 91



The Hong Kong Standards and Testing Centre Limited

10 Dai Wang Street, Taipo Industrial Estate, Tai Po, N.T., Hong Kong

Tel: +852 2666 1888 Fax: +852 2664 4353 Email: hkstc@stc.group Website: www.stc.group

This report shall not be reproduced unless with prior written approval from The Hong Kong Standards and Testing Centre Limited.

For Conditions of Issuance of this test report, please refer to "Conditions of Issuance of Test Reports" section or Website.

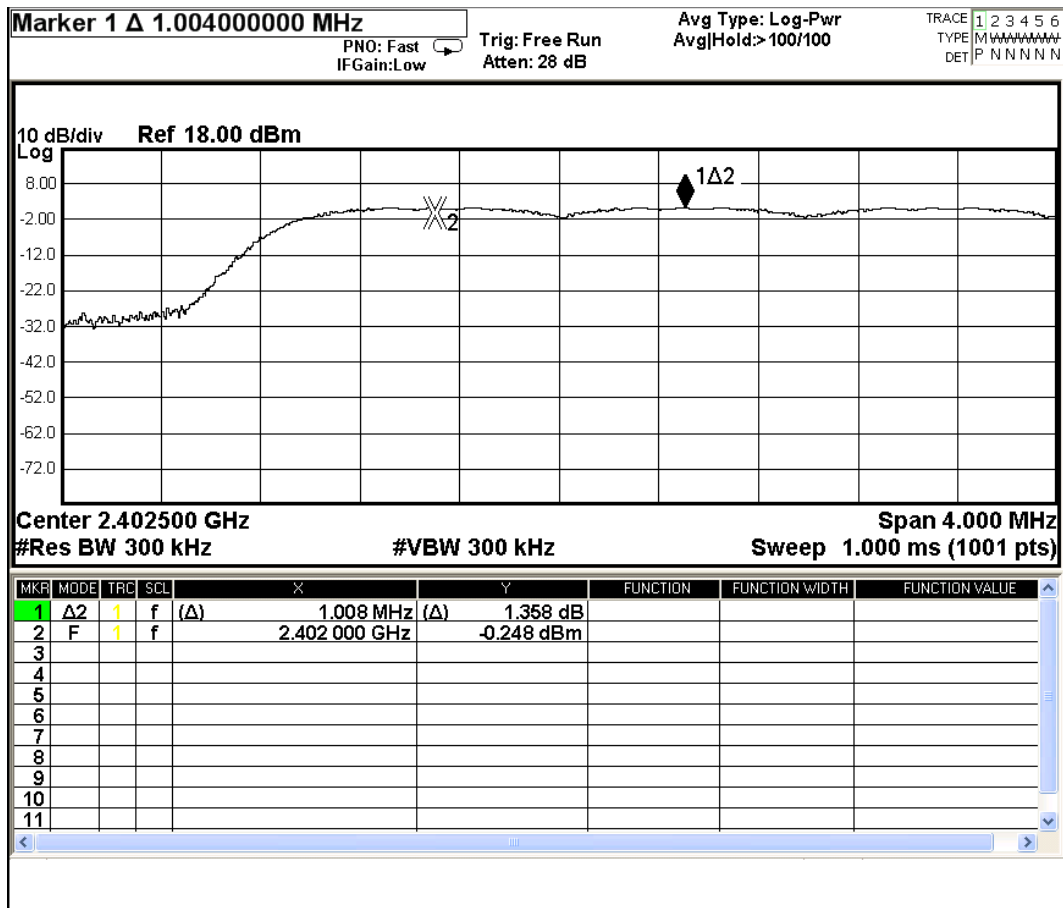


Test Report

Date : 2022-04-28
No. : HMD22040013

Page 54 of 91

Channel separation = 1MHz (>853.33kHz) (Lowest) (8DPSK)



The Hong Kong Standards and Testing Centre Limited

10 Dai Wang Street, Taipo Industrial Estate, Tai Po, N.T., Hong Kong

Tel: +852 2666 1888 Fax: +852 2664 4353 Email: hkstc@stc.group Website: www.stc.group

This report shall not be reproduced unless with prior written approval from The Hong Kong Standards and Testing Centre Limited.

For Conditions of Issuance of this test report, please refer to "Conditions of Issuance of Test Reports" section or Website.

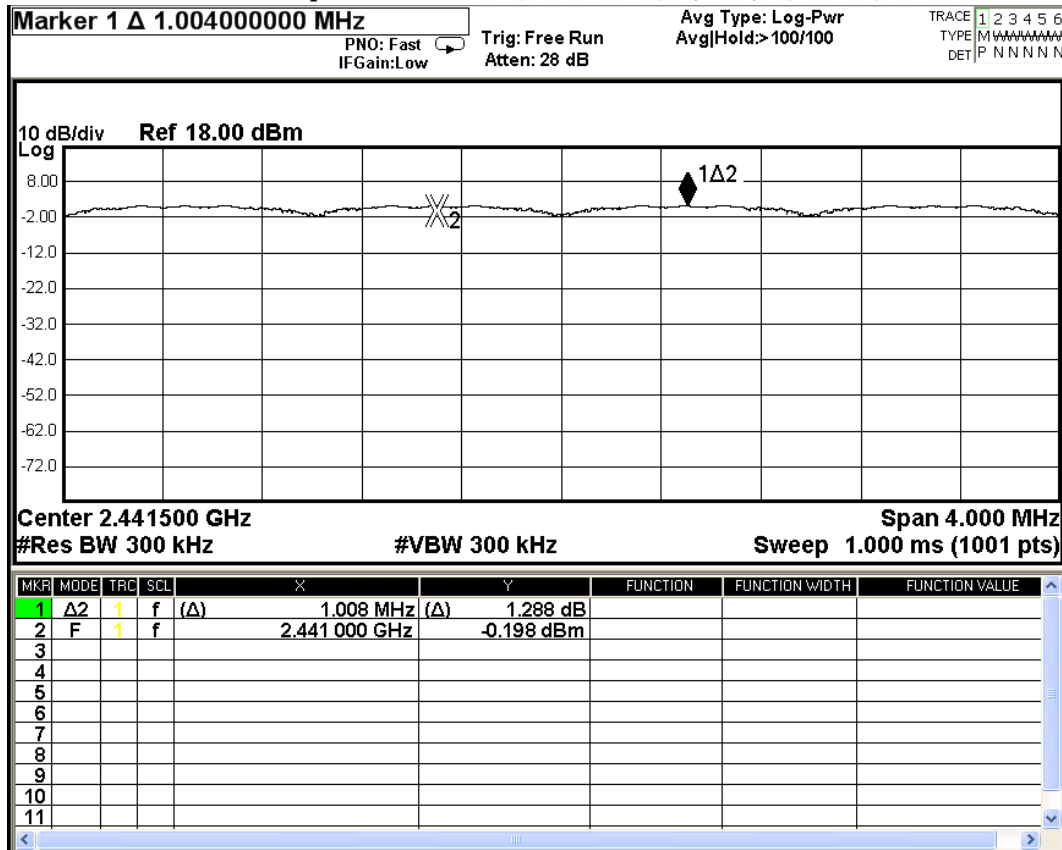


Test Report

Date : 2022-04-28
No. : HMD22040013

Page 55 of 91

Channel separation = 1MHz (>853.33kHz) (Mid) (8DPSK)



The Hong Kong Standards and Testing Centre Limited

10 Dai Wang Street, Taipo Industrial Estate, Tai Po, N.T., Hong Kong

Tel: +852 2666 1888 Fax: +852 2664 4353 Email: hkstc@stc.group Website: www.stc.group

This report shall not be reproduced unless with prior written approval from The Hong Kong Standards and Testing Centre Limited.

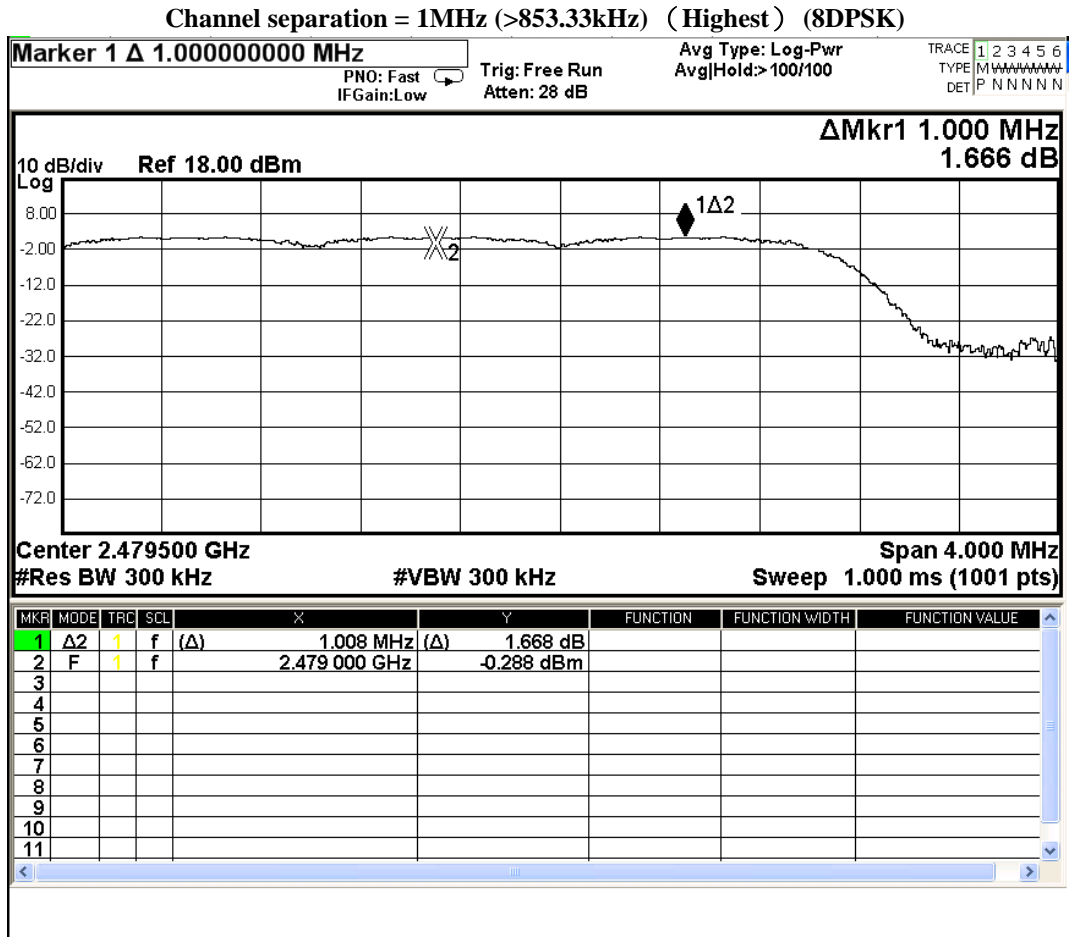
For Conditions of Issuance of this test report, please refer to "Conditions of Issuance of Test Reports" section or Website.



Test Report

Date : 2022-04-28
No. : HMD22040013

Page 56 of 91



The Hong Kong Standards and Testing Centre Limited

10 Dai Wang Street, Taipo Industrial Estate, Tai Po, N.T., Hong Kong

Tel: +852 2666 1888 Fax: +852 2664 4353 Email: hkstc@stc.group Website: www.stc.group

This report shall not be reproduced unless with prior written approval from The Hong Kong Standards and Testing Centre Limited.

For Conditions of Issuance of this test report, please refer to "Conditions of Issuance of Test Reports" section or Website.



Test Report

Date : 2022-04-28
No. : HMD22040013

Page 57 of 91

3.1.7 Band-edge Compliance of RF Conducted Emissions Measurement:

Ambient Temperature: 25°C

Relative Humidity: 51%

Atmospheric Pressure: 101 kPa

Limit :

In any 100 kHz bandwidth outside the frequency band in which the spread spectrum or digitally modulated intentional radiator is operating, the radio frequency power that is produced by the intentional radiator shall be at least 20 dB below that in the 100 kHz bandwidth within the band that contains the highest level of the desired power, based on either an RF conducted or a radiated measurement. Attenuation below the general limits specified in Section 15.209(a) is not required.

According to the test method DA 00-705.

Spectrum Analyzer Setting:

RBW = 100kHz, VBW = 300kHz, Sweep = Coupled,

Span = Wide enough to capture the peak level of the emission operating on the channel closest to the band edge, as well as any modulation products that fall outside of the authorized band of operation.

Detector = Peak, Trace = Max. hold

Remark: Emissions under the fixed frequency mode and hopping mode have been investigated, the worst-case measurement results were recorded in the test report

The Hong Kong Standards and Testing Centre Limited

10 Dai Wang Street, Taipo Industrial Estate, Tai Po, N.T., Hong Kong

Tel: +852 2666 1888 Fax: +852 2664 4353 Email: hkstc@stc.group Website: www.stc.group

This report shall not be reproduced unless with prior written approval from The Hong Kong Standards and Testing Centre Limited.

For Conditions of Issuance of this test report, please refer to "Conditions of Issuance of Test Reports" section or Website.



Test Report

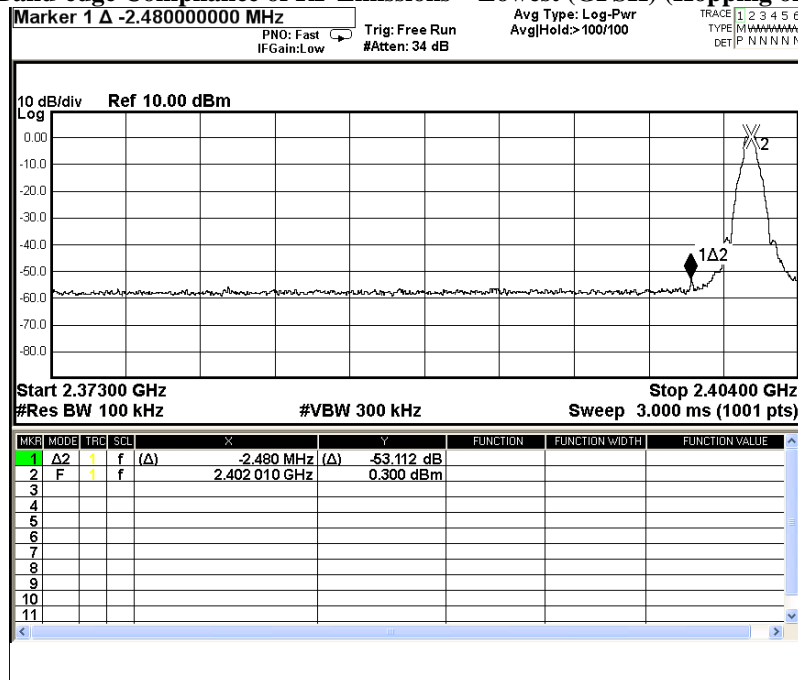
Date : 2022-04-28
No. : HMD22040013

Page 58 of 91

Band-edge Compliance of RF Conducted Emissions Measurement:

| Frequency Range [MHz] | Reference level [dBm] | Limit [dBm] | The highest conducted band edge emission [dBm] | Result |
|-------------------------------------|--------------------------|----------------|---|--------|
| 2400 – Lowest Fundamental (2402) | 0.300 | -19.700 | -53.112 | PASS |

Band-edge Compliance of RF Emissions – Lowest (GFSK) (Hopping off)



The Hong Kong Standards and Testing Centre Limited

10 Dai Wang Street, Taipo Industrial Estate, Tai Po, N.T., Hong Kong

Tel: +852 2666 1888 Fax: +852 2664 4353 Email: hkstc@stc.group Website: www.stc.group

This report shall not be reproduced unless with prior written approval from The Hong Kong Standards and Testing Centre Limited.

For Conditions of Issuance of this test report, please refer to "Conditions of Issuance of Test Reports" section or Website.



Test Report

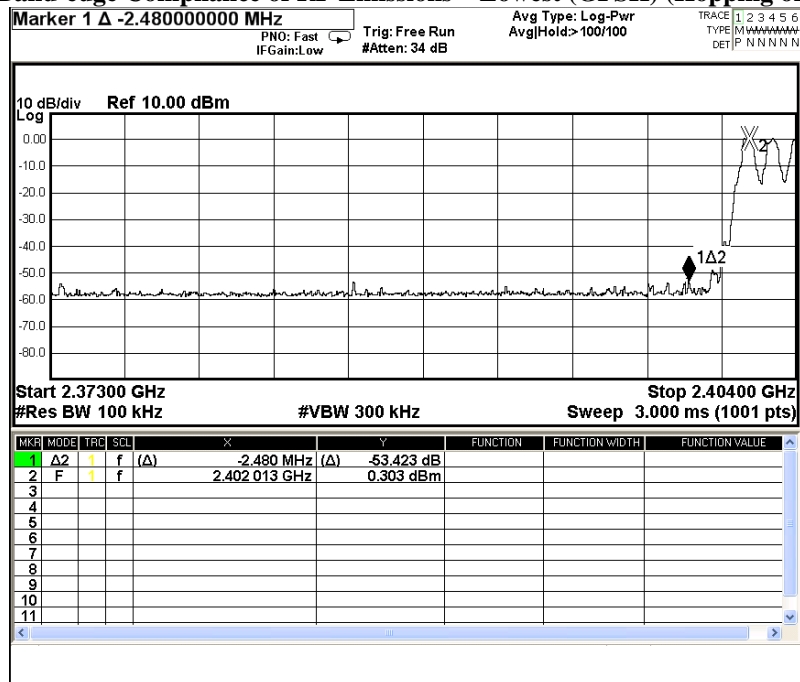
Date : 2022-04-28
No. : HMD22040013

Page 59 of 91

Band-edge Compliance of RF Conducted Emissions Measurement:

| Frequency Range | Reference level | Limit | The highest conducted band edge emission | Result |
|----------------------------------|-----------------|---------|--|--------|
| [MHz] | [dBm] | [dBm] | [dBm] | |
| 2400 – Lowest Fundamental (2402) | 0.303 | -19.697 | -53.423 | PASS |

Band-edge Compliance of RF Emissions – Lowest (GFSK) (Hopping on)



The Hong Kong Standards and Testing Centre Limited

10 Dai Wang Street, Taipo Industrial Estate, Tai Po, N.T., Hong Kong

Tel: +852 2666 1888 Fax: +852 2664 4353 Email: hkstc@stc.group Website: www.stc.group

This report shall not be reproduced unless with prior written approval from The Hong Kong Standards and Testing Centre Limited.

For Conditions of Issuance of this test report, please refer to "Conditions of Issuance of Test Reports" section or Website.



Test Report

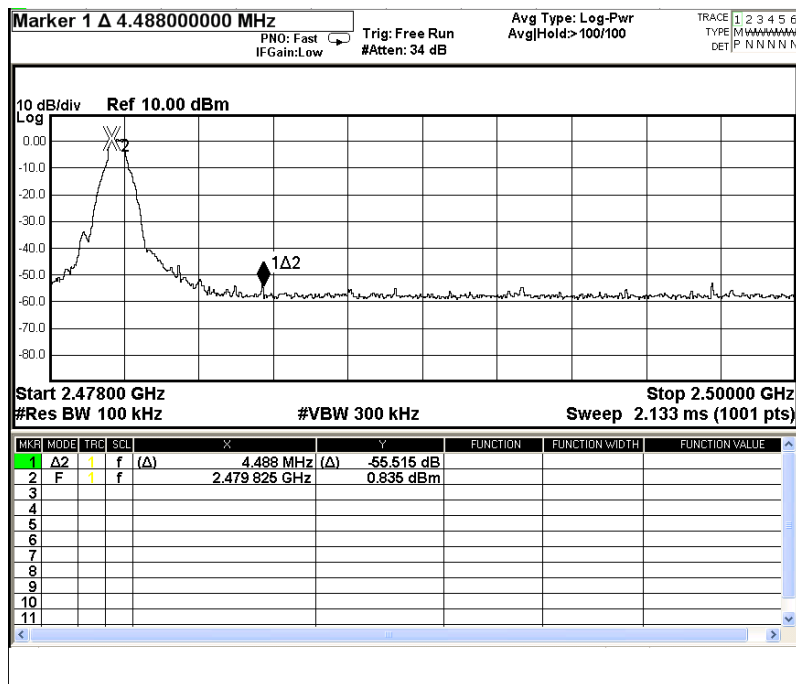
Date : 2022-04-28
No. : HMD22040013

Page 60 of 91

Band-edge Compliance of RF Conducted Emissions Measurement:

| Frequency Range | Reference level | Limit | The highest conducted band edge emission | Result |
|-------------------------------------|-----------------|---------|--|--------|
| [MHz] | [dBm] | [dBm] | [dBm] | |
| 2483.5 - Highest Fundamental (2480) | 0.836 | -19.164 | -55.515 | PASS |

Band-edge Compliance of RF Emissions – Highest (GFSK) (Hopping off)



The Hong Kong Standards and Testing Centre Limited

10 Dai Wang Street, Taipo Industrial Estate, Tai Po, N.T., Hong Kong

Tel: +852 2666 1888 Fax: +852 2664 4353 Email: hkstc@stc.group Website: www.stc.group

This report shall not be reproduced unless with prior written approval from The Hong Kong Standards and Testing Centre Limited.

For Conditions of Issuance of this test report, please refer to "Conditions of Issuance of Test Reports" section or Website.



Test Report

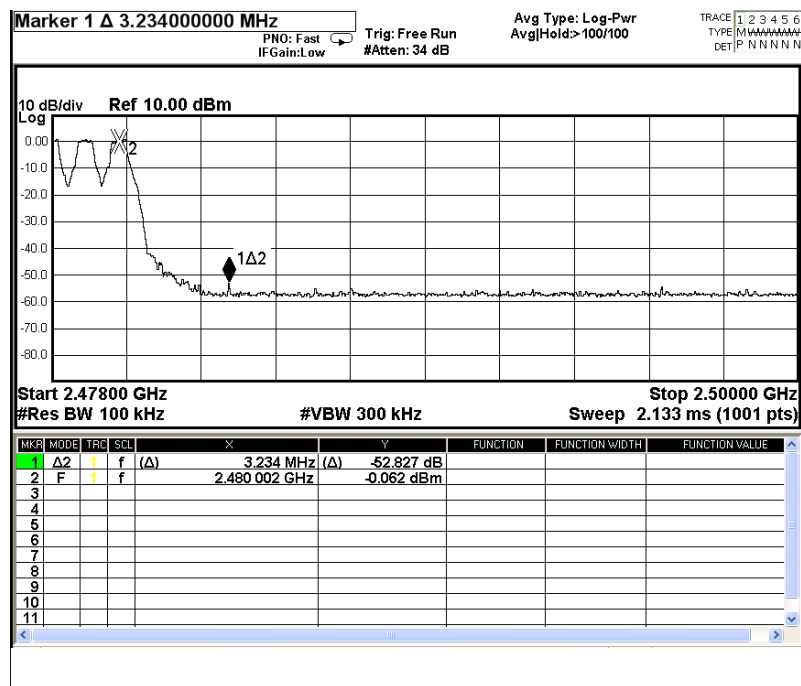
Date : 2022-04-28
No. : HMD22040013

Page 61 of 91

Band-edge Compliance of RF Conducted Emissions Measurement:

| Frequency Range [MHz] | Reference level [dBm] | Limit [dBm] | The highest conducted band edge emission [dBm] | Result |
|--|--------------------------|----------------|---|--------|
| 2483.5 - Highest Fundamental (2480) | -0.062 | -20.062 | -52.827 | PASS |

Band-edge Compliance of RF Emissions – Highest (GFSK) (Hopping on)



The Hong Kong Standards and Testing Centre Limited

10 Dai Wang Street, Taipo Industrial Estate, Tai Po, N.T., Hong Kong

Tel: +852 2666 1888 Fax: +852 2664 4353 Email: hkstc@stc.group Website: www.stc.group

This report shall not be reproduced unless with prior written approval from The Hong Kong Standards and Testing Centre Limited.

For Conditions of Issuance of this test report, please refer to "Conditions of Issuance of Test Reports" section or Website.



Test Report

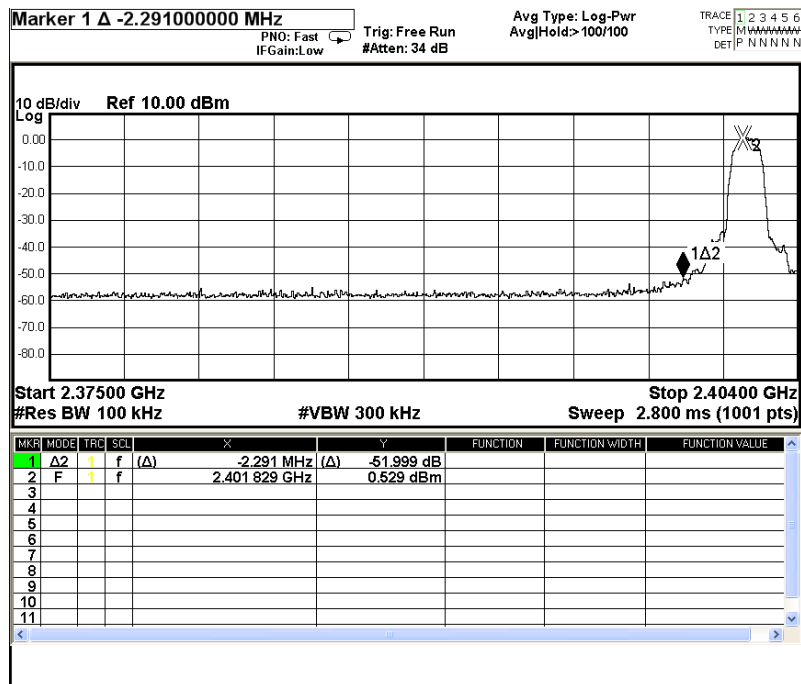
Date : 2022-04-28
No. : HMD22040013

Page 62 of 91

Band-edge Compliance of RF Conducted Emissions Measurement:

| Frequency Range | Reference level | Limit | The highest conducted band edge emission | Result |
|----------------------------------|-----------------|---------|--|--------|
| [MHz] | [dBm] | [dBm] | [dBm] | |
| 2400 – Lowest Fundamental (2402) | 0.529 | -19.471 | -51.999 | PASS |

Band-edge Compliance of RF Emissions – Lowest ($\pi/4$ DQPSK) (Hopping off)



The Hong Kong Standards and Testing Centre Limited

10 Dai Wang Street, Taipo Industrial Estate, Tai Po, N.T., Hong Kong

Tel: +852 2666 1888 Fax: +852 2664 4353 Email: hkstc@stc.group Website: www.stc.group

This report shall not be reproduced unless with prior written approval from The Hong Kong Standards and Testing Centre Limited.

For Conditions of Issuance of this test report, please refer to "Conditions of Issuance of Test Reports" section or Website.



Test Report

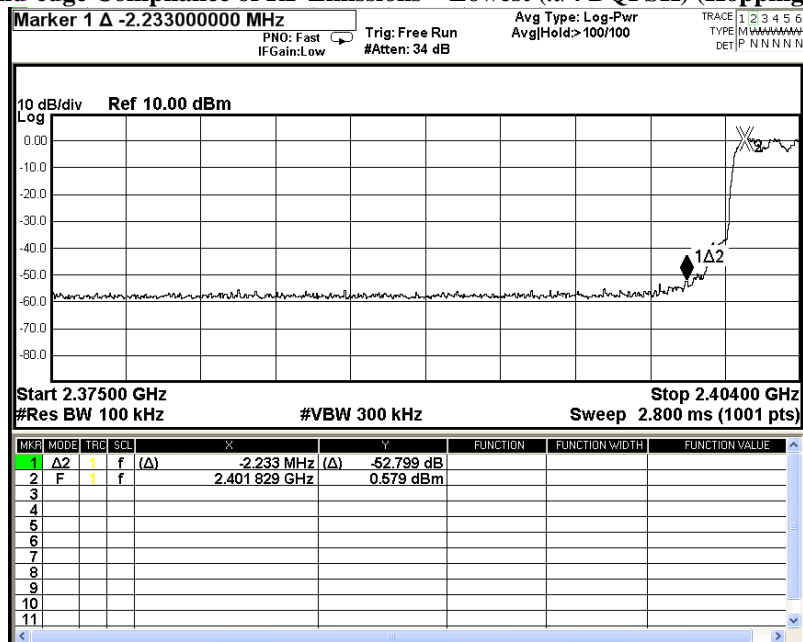
Date : 2022-04-28
No. : HMD22040013

Page 63 of 91

Band-edge Compliance of RF Conducted Emissions Measurement:

| Frequency Range | Reference level | Limit | The highest conducted band edge emission | Result |
|----------------------------------|-----------------|---------|--|--------|
| [MHz] | [dBm] | [dBm] | [dBm] | |
| 2400 – Lowest Fundamental (2402) | 0.579 | -19.421 | -52.799 | PASS |

Band-edge Compliance of RF Emissions – Lowest ($\pi/4$ DQPSK) (Hopping on)



The Hong Kong Standards and Testing Centre Limited

10 Dai Wang Street, Taipo Industrial Estate, Tai Po, N.T., Hong Kong

Tel: +852 2666 1888 Fax: +852 2664 4353 Email: hkstc@stc.group Website: www.stc.group

This report shall not be reproduced unless with prior written approval from The Hong Kong Standards and Testing Centre Limited.

For Conditions of Issuance of this test report, please refer to "Conditions of Issuance of Test Reports" section or Website.



Test Report

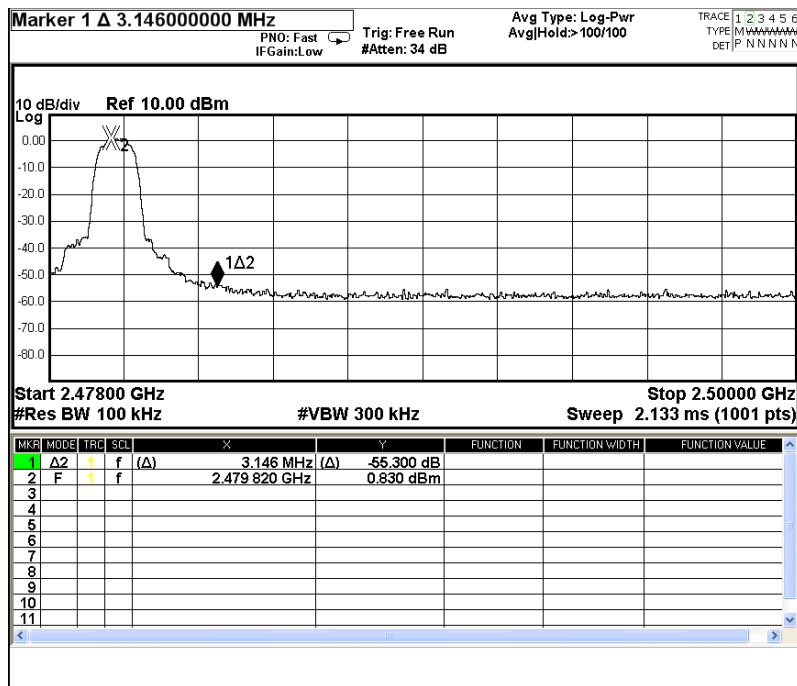
Date : 2022-04-28
No. : HMD22040013

Page 64 of 91

Band-edge Compliance of RF Conducted Emissions Measurement:

| Frequency Range [MHz] | Reference level [dBm] | Limit [dBm] | The highest conducted band edge emission [dBm] | Result |
|--|--------------------------|----------------|---|--------|
| 2483.5 - Highest Fundamental (2480) | 0.830 | -19.170 | -55.300 | PASS |

Band-edge Compliance of RF Emissions – Highest ($\pi/4$ DQPSK) (Hopping off)



The Hong Kong Standards and Testing Centre Limited

10 Dai Wang Street, Taipo Industrial Estate, Tai Po, N.T., Hong Kong

Tel: +852 2666 1888 Fax: +852 2664 4353 Email: hkstc@stc.group Website: www.stc.group

This report shall not be reproduced unless with prior written approval from The Hong Kong Standards and Testing Centre Limited.

For Conditions of Issuance of this test report, please refer to "Conditions of Issuance of Test Reports" section or Website.



Test Report

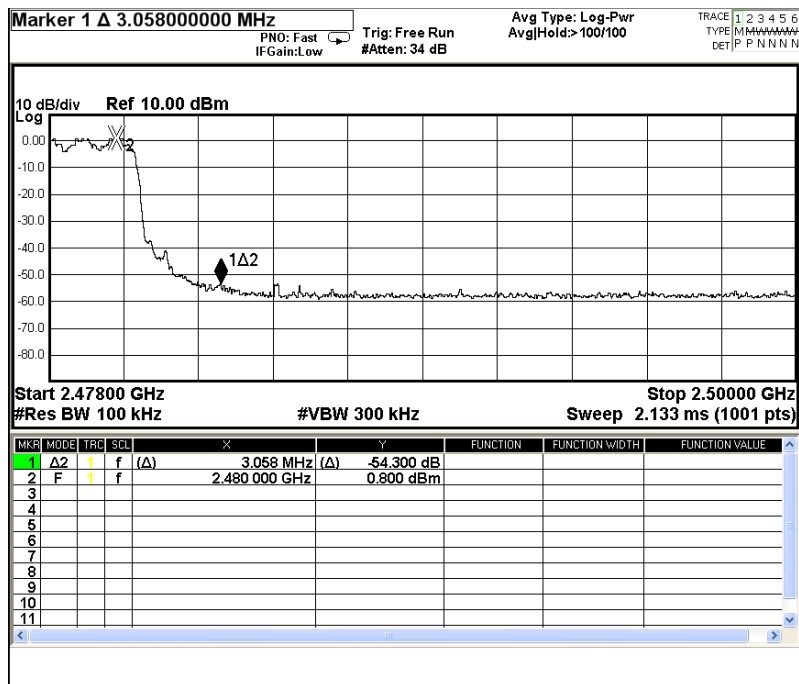
Date : 2022-04-28
No. : HMD22040013

Page 65 of 91

Band-edge Compliance of RF Conducted Emissions Measurement:

| Frequency Range | Reference level | Limit | The highest conducted band edge emission | Result |
|-------------------------------------|-----------------|---------|--|--------|
| [MHz] | [dBm] | [dBm] | [dBm] | |
| 2483.5 - Highest Fundamental (2480) | 0.800 | -19.200 | -54.300 | PASS |

Band-edge Compliance of RF Emissions – Highest ($\pi/4$ DQPSK) (Hopping on)



The Hong Kong Standards and Testing Centre Limited

10 Dai Wang Street, Taipo Industrial Estate, Tai Po, N.T., Hong Kong

Tel: +852 2666 1888 Fax: +852 2664 4353 Email: hkstc@stc.group Website: www.stc.group

This report shall not be reproduced unless with prior written approval from The Hong Kong Standards and Testing Centre Limited.

For Conditions of Issuance of this test report, please refer to "Conditions of Issuance of Test Reports" section or Website.



Test Report

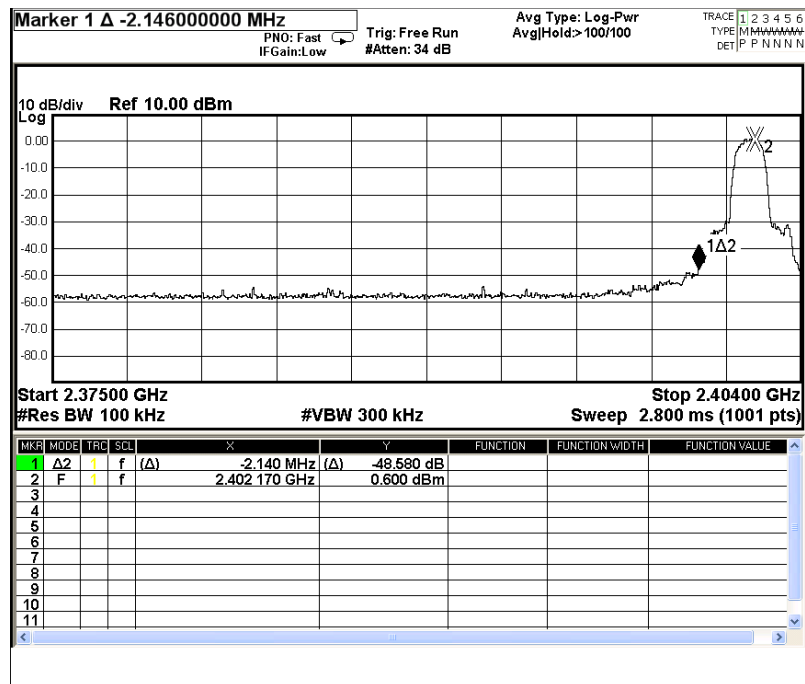
Date : 2022-04-28
No. : HMD22040013

Page 66 of 91

Band-edge Compliance of RF Conducted Emissions Measurement:

| Frequency Range | Reference level | Limit | The highest conducted band edge emission | Result |
|----------------------------------|-----------------|---------|--|--------|
| [MHz] | [dBm] | [dBm] | [dBm] | |
| 2400 – Lowest Fundamental (2402) | 0.600 | -19.400 | -48.580 | PASS |

Band-edge Compliance of RF Emissions – Lowest (8DPSK) (Hopping off)



The Hong Kong Standards and Testing Centre Limited

10 Dai Wang Street, Taipo Industrial Estate, Tai Po, N.T., Hong Kong

Tel: +852 2666 1888 Fax: +852 2664 4353 Email: hkstc@stc.group Website: www.stc.group

This report shall not be reproduced unless with prior written approval from The Hong Kong Standards and Testing Centre Limited.

For Conditions of Issuance of this test report, please refer to "Conditions of Issuance of Test Reports" section or Website.



Test Report

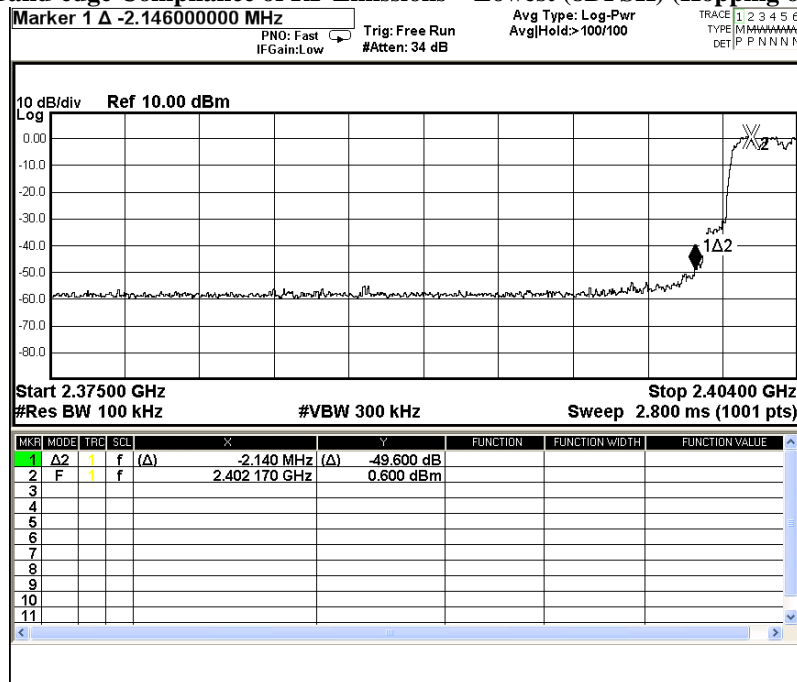
Date : 2022-04-28
No. : HMD22040013

Page 67 of 91

Band-edge Compliance of RF Conducted Emissions Measurement:

| Frequency Range [MHz] | Reference level [dBm] | Limit [dBm] | The highest conducted band edge emission [dBm] | Result |
|-------------------------------------|--------------------------|----------------|---|--------|
| 2400 – Lowest Fundamental (2402) | 0.600 | -19.400 | -49.600 | PASS |

Band-edge Compliance of RF Emissions – Lowest (8DPSK) (Hopping on)



The Hong Kong Standards and Testing Centre Limited

10 Dai Wang Street, Taipo Industrial Estate, Tai Po, N.T., Hong Kong

Tel: +852 2666 1888 Fax: +852 2664 4353 Email: hkstc@stc.group Website: www.stc.group

This report shall not be reproduced unless with prior written approval from The Hong Kong Standards and Testing Centre Limited.

For Conditions of Issuance of this test report, please refer to "Conditions of Issuance of Test Reports" section or Website.



Test Report

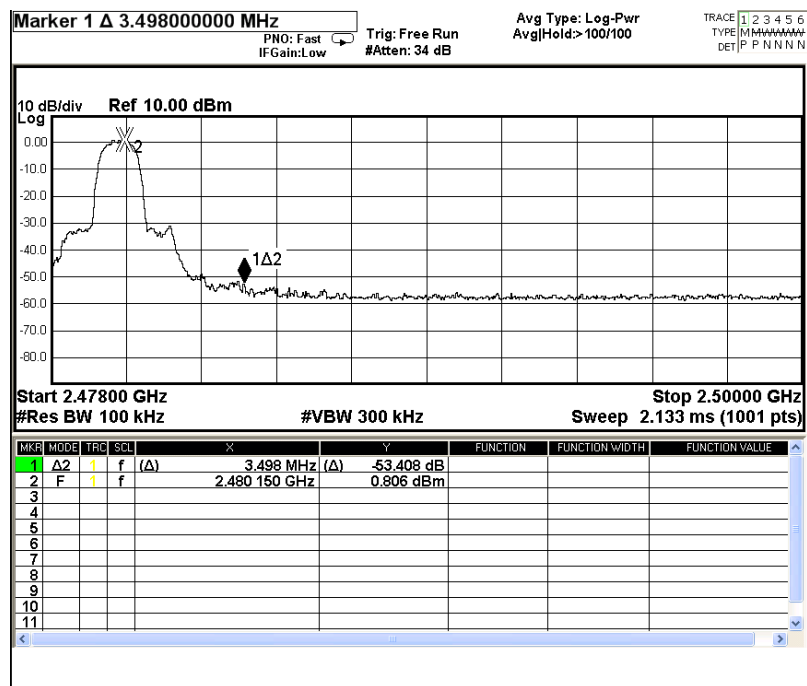
Date : 2022-04-28
No. : HMD22040013

Page 68 of 91

Band-edge Compliance of RF Conducted Emissions Measurement:

| Frequency Range [MHz] | Reference level [dBm] | Limit [dBm] | The highest conducted band edge emission [dBm] | Result |
|--|--------------------------|----------------|---|--------|
| 2483.5 - Highest Fundamental (2480) | 0.806 | -19.194 | -53.408 | PASS |

Band-edge Compliance of RF Emissions – Highest (8DPSK) (Hopping off)



The Hong Kong Standards and Testing Centre Limited

10 Dai Wang Street, Taipo Industrial Estate, Tai Po, N.T., Hong Kong

Tel: +852 2666 1888 Fax: +852 2664 4353 Email: hkstc@stc.group Website: www.stc.group

This report shall not be reproduced unless with prior written approval from The Hong Kong Standards and Testing Centre Limited.

For Conditions of Issuance of this test report, please refer to "Conditions of Issuance of Test Reports" section or Website.



Page 69 of 91

| Frequency Range | Reference level | Limit | The highest conducted band edge emission | Result |
|-------------------------------------|-----------------|---------|--|--------|
| [MHz] | [dBm] | [dBm] | [dBm] | |
| 2483.5 - Highest Fundamental (2480) | 0.806 | -19.194 | -57.706 | PASS |

The spectrum analyzer displays a signal at 3.498 MHz. The frequency scale ranges from 2.478 GHz to 2.500 GHz. The power level is -57.706 dBm. The resolution bandwidth (RBW) is 300 kHz. The video bandwidth (VBW) is 100 kHz. The sweep time is 2.133 ms. The marker is labeled 'Marker 1'.

| Mkr | Freq | Pwr |
|-----|-----------|-------------|
| 1 | 3.498 MHz | -57.706 dBm |



Test Report

Date : 2022-04-28
No. : HMD22040013

Page 70 of 91

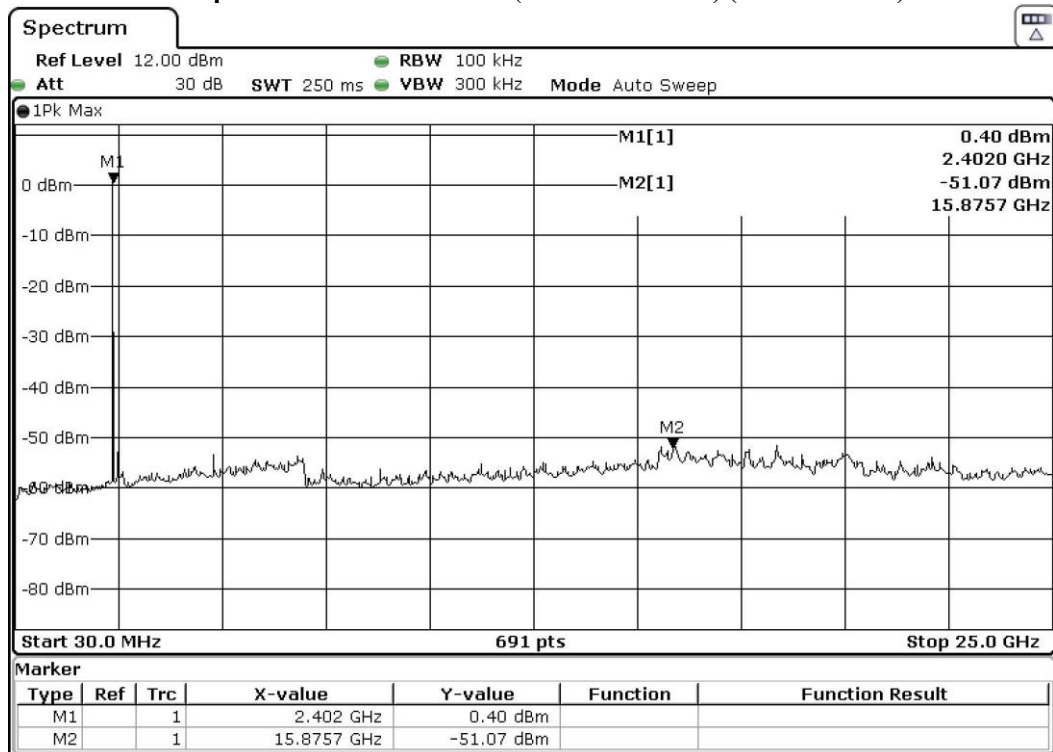
Compliance of RF Conducted Emissions Measurement:

Limit :

In any 100 kHz bandwidth outside the frequency band in which the spread spectrum or digitally modulated intentional radiator is operating, the radio frequency power that is produced by the intentional radiator shall be at least 20 dB below that in the 100 kHz bandwidth within the band that contains the highest level of the desired power, based on either an RF conducted or a radiated measurement. Attenuation below the general limits specified in Section 15.209(a) is not required.

Remark: Emissions under the fixed frequency mode and hopping mode have been investigated, the worst-case measurement results were recorded in the test report

Compliance of RF Emissions – (GFSK 2402MHz) (the worst case)



The Hong Kong Standards and Testing Centre Limited

10 Dai Wang Street, Taipo Industrial Estate, Tai Po, N.T., Hong Kong

Tel: +852 2666 1888 Fax: +852 2664 4353 Email: hkstc@stc.group Website: www.stc.group

This report shall not be reproduced unless with prior written approval from The Hong Kong Standards and Testing Centre Limited.

For Conditions of Issuance of this test report, please refer to "Conditions of Issuance of Test Reports" section or Website.

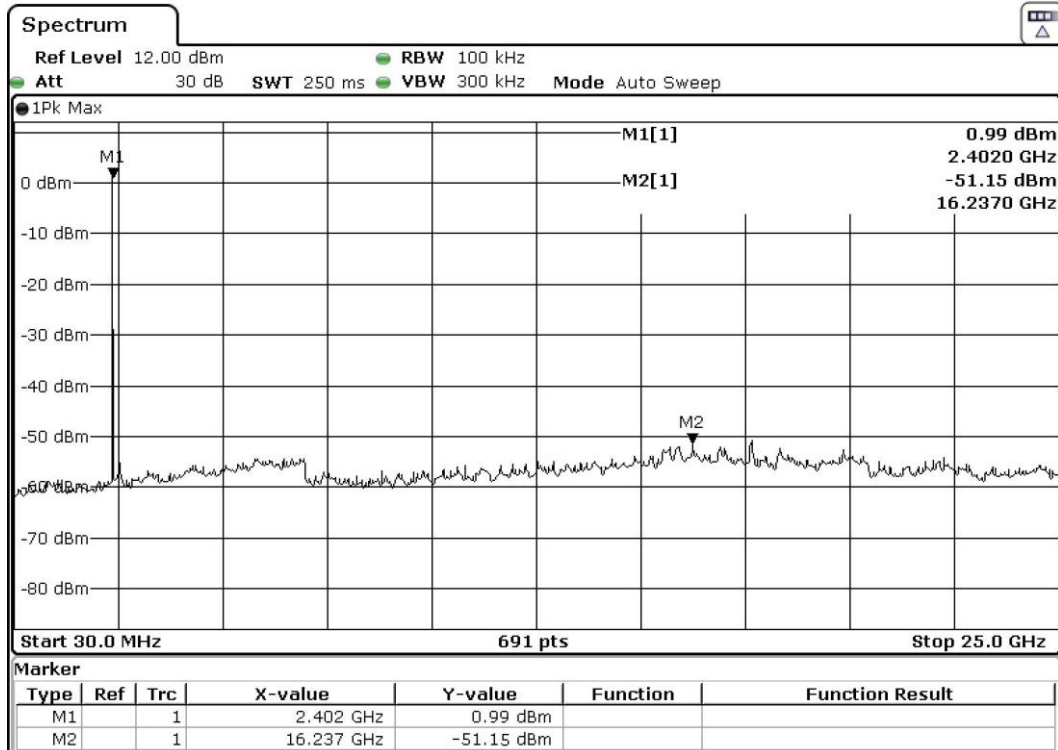


Test Report

Date : 2022-04-28
No. : HMD22040013

Page 71 of 91

Compliance of RF Emissions – ($\pi/4$ -DQPSK 2402MHz) (the worst case)



The Hong Kong Standards and Testing Centre Limited

10 Dai Wang Street, Taipo Industrial Estate, Tai Po, N.T., Hong Kong

Tel: +852 2666 1888 Fax: +852 2664 4353 Email: hkstc@stc.group Website: www.stc.group

This report shall not be reproduced unless with prior written approval from The Hong Kong Standards and Testing Centre Limited.

For Conditions of Issuance of this test report, please refer to "Conditions of Issuance of Test Reports" section or Website.

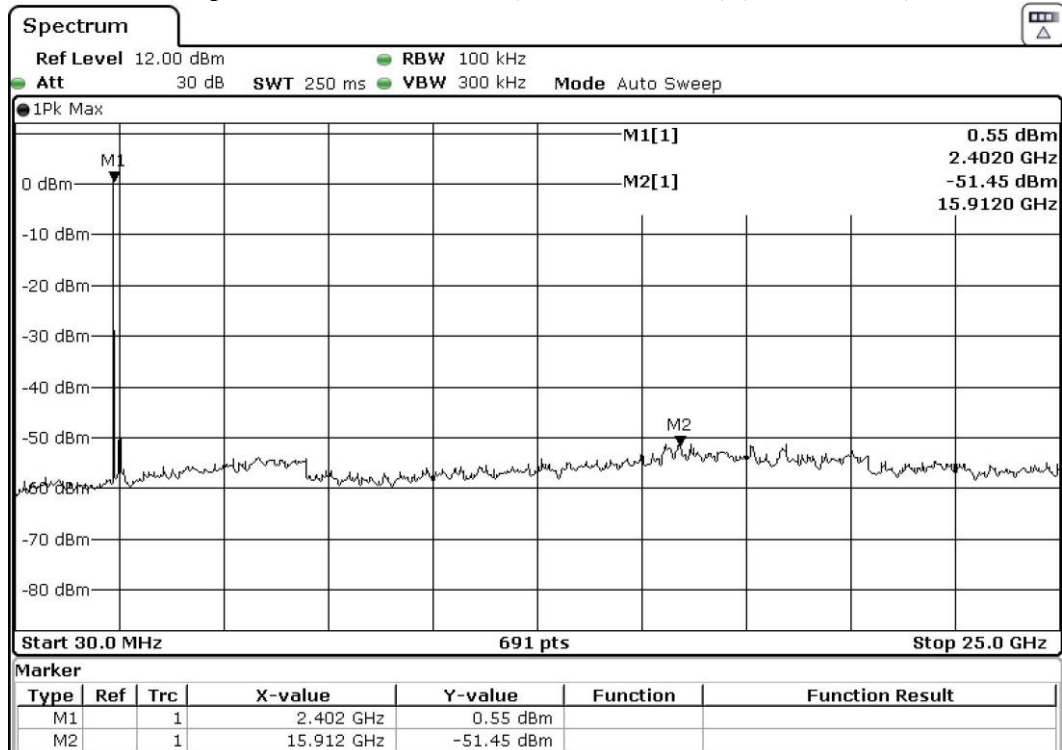


Test Report

Date : 2022-04-28
No. : HMD22040013

Page 72 of 91

Compliance of RF Emissions – (8DPSK 2402MHz) (the worst case)



The Hong Kong Standards and Testing Centre Limited

10 Dai Wang Street, Taipo Industrial Estate, Tai Po, N.T., Hong Kong

Tel: +852 2666 1888 Fax: +852 2664 4353 Email: hkstc@stc.group Website: www.stc.group

This report shall not be reproduced unless with prior written approval from The Hong Kong Standards and Testing Centre Limited.

For Conditions of Issuance of this test report, please refer to "Conditions of Issuance of Test Reports" section or Website.



Test Report

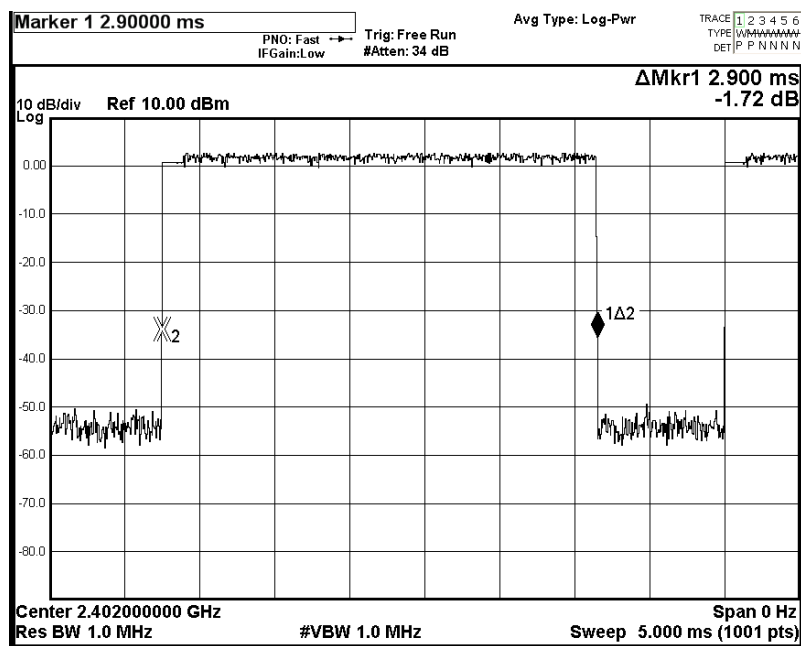
Date : 2022-04-28
No. : HMD22040013

Page 74 of 91

3DH5 Packet:

DH5 Packet permit maximum $1600/79/6 = 3.37$ hops per second in each channel (5 time slots RX, 1 time slot TX). The Dwell time is the time duration of the pulse times $3.37 \times 31.6 = 106.6$ within 31.6 seconds

Fig. A
[Pulse duration of Lowest Channel]



The Hong Kong Standards and Testing Centre Limited

10 Dai Wang Street, Taipo Industrial Estate, Tai Po, N.T., Hong Kong

Tel: +852 2666 1888 Fax: +852 2664 4353 Email: hkstc@stc.group Website: www.stc.group

This report shall not be reproduced unless with prior written approval from The Hong Kong Standards and Testing Centre Limited.

For Conditions of Issuance of this test report, please refer to "Conditions of Issuance of Test Reports" section or Website.

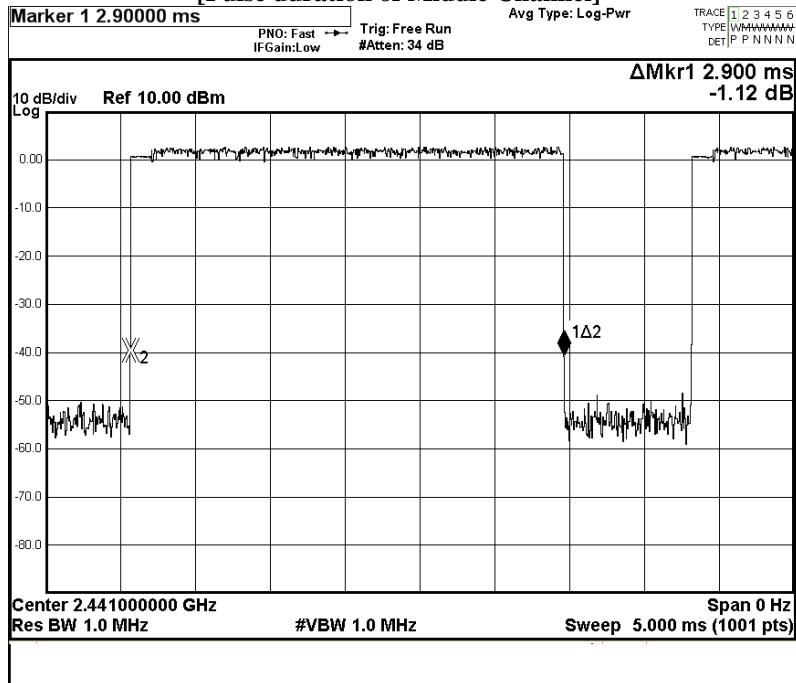


Test Report

Date : 2022-04-28
No. : HMD22040013

Page 75 of 91

Fig. B
[Pulse duration of Middle Channel]



The Hong Kong Standards and Testing Centre Limited

10 Dai Wang Street, Taipo Industrial Estate, Tai Po, N.T., Hong Kong

Tel: +852 2666 1888 Fax: +852 2664 4353 Email: hkstc@stc.group Website: www.stc.group

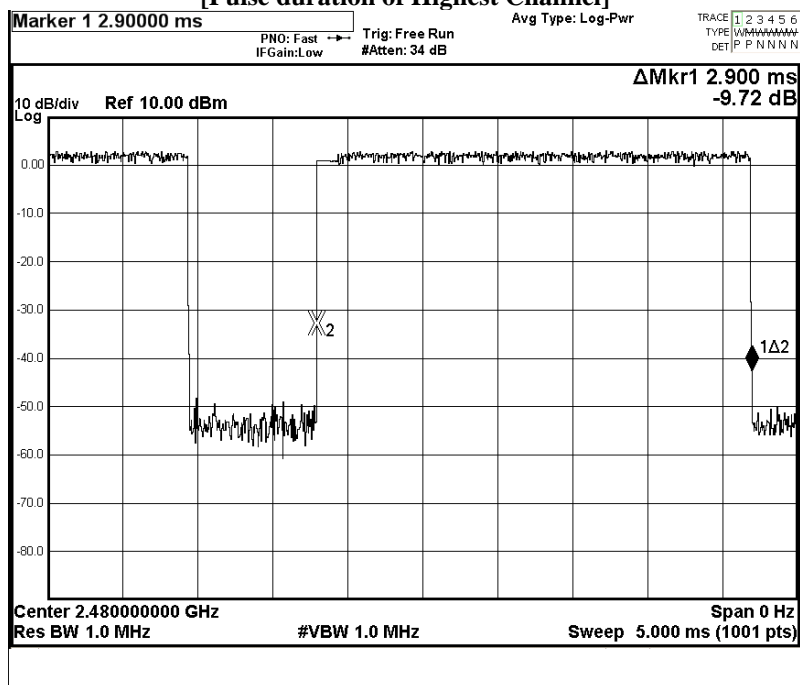
This report shall not be reproduced unless with prior written approval from The Hong Kong Standards and Testing Centre Limited.

For Conditions of Issuance of this test report, please refer to "Conditions of Issuance of Test Reports" section or Website.



Page 76 of 91

Fig. C



The Hong Kong Standards and Testing Centre Limited
10 Dai Wang Street, Taipo Industrial Estate, Tai Po, N.T., Hong Kong
Tel: +852 2666 1888 Fax: +852 2664 4353 Email: hkstc@stc.group Website: www.stc.group
This report shall not be reproduced unless with prior written approval from The Hong Kong Standards and Testing Centre Limited.
For Conditions of Issuance of this test report, please refer to "Conditions of Issuance of Test Reports" section or Website.



Test Report

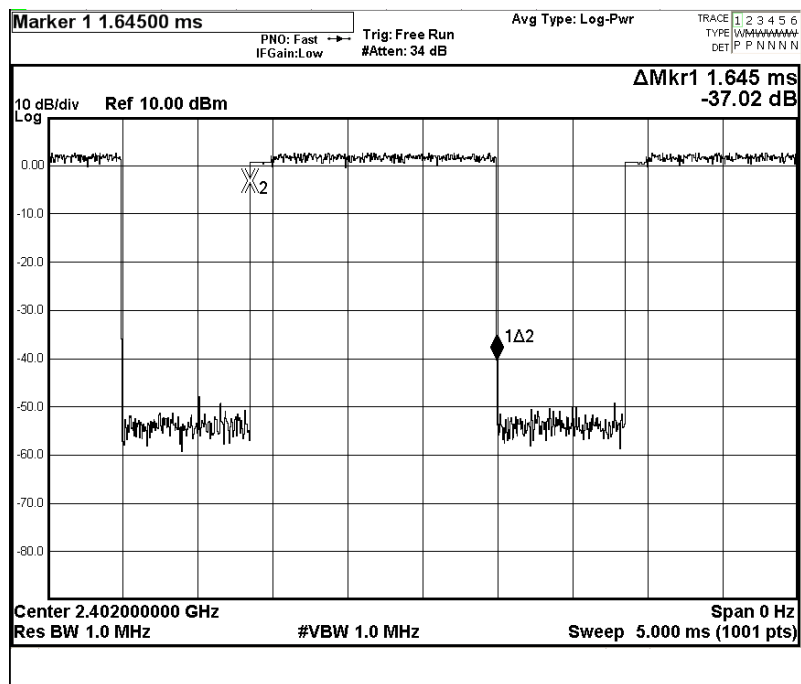
Date : 2022-04-28
No. : HMD22040013

Page 77 of 91

3DH3 Packet:

DH3 Packet permit maximum $1600/79/4 = 5.06$ hops per second in each channel (3 time slots RX, 1 time slot TX). The Dwell time is the time duration of the pulse times $5.06 \times 31.6 = 160$ within 31.6 seconds

Fig. D
[Pulse duration of Lowest Channel]



The Hong Kong Standards and Testing Centre Limited

10 Dai Wang Street, Taipo Industrial Estate, Tai Po, N.T., Hong Kong

Tel: +852 2666 1888 Fax: +852 2664 4353 Email: hkstc@stc.group Website: www.stc.group

This report shall not be reproduced unless with prior written approval from The Hong Kong Standards and Testing Centre Limited.

For Conditions of Issuance of this test report, please refer to "Conditions of Issuance of Test Reports" section or Website.

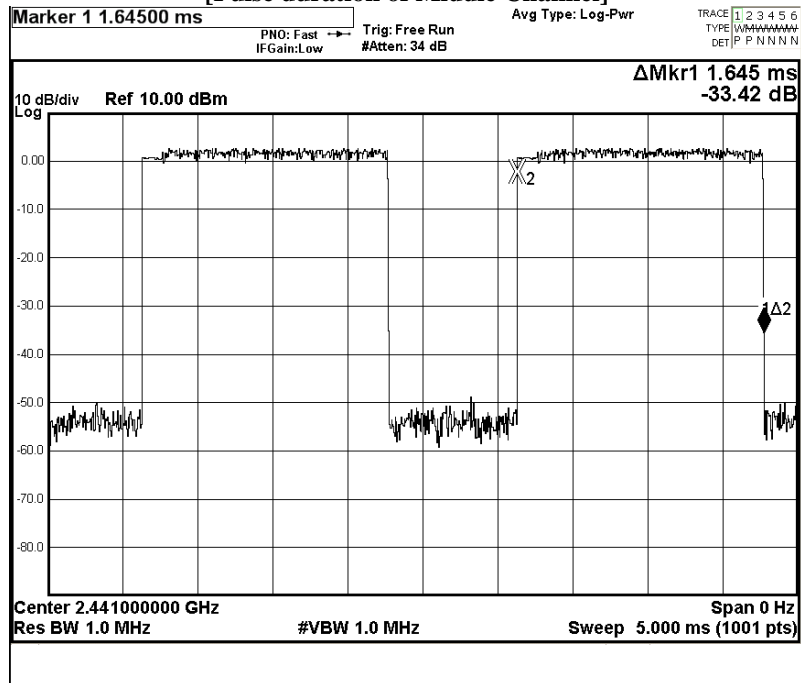


Test Report

Date : 2022-04-28
No. : HMD22040013

Page 78 of 91

Fig. E
[Pulse duration of Middle Channel]



The Hong Kong Standards and Testing Centre Limited

10 Dai Wang Street, Taipo Industrial Estate, Tai Po, N.T., Hong Kong

Tel: +852 2666 1888 Fax: +852 2664 4353 Email: hkstc@stc.group Website: www.stc.group

This report shall not be reproduced unless with prior written approval from The Hong Kong Standards and Testing Centre Limited.

For Conditions of Issuance of this test report, please refer to "Conditions of Issuance of Test Reports" section or Website.

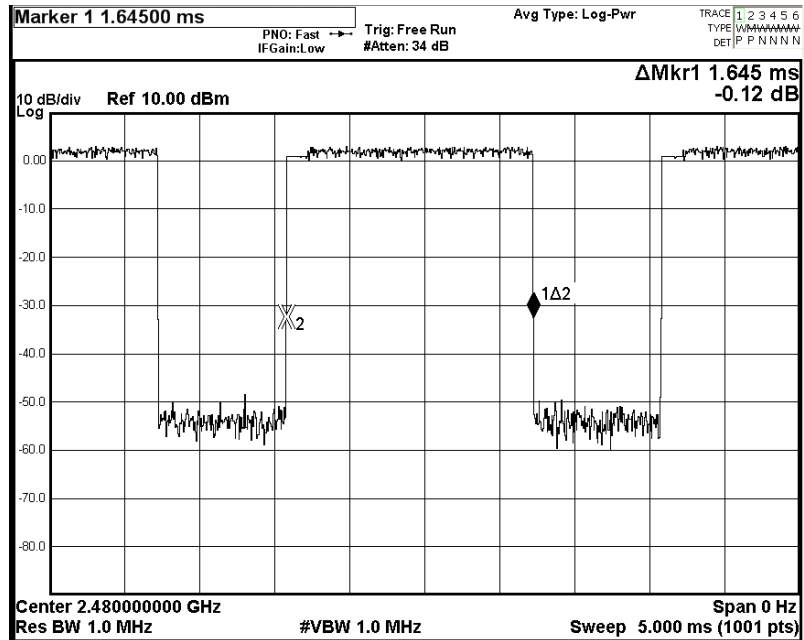


Test Report

Date : 2022-04-28
No. : HMD22040013

Page 79 of 91

Fig. F
[Pulse duration of Highest Channel]



The Hong Kong Standards and Testing Centre Limited

10 Dai Wang Street, Taipo Industrial Estate, Tai Po, N.T., Hong Kong

Tel: +852 2666 1888 Fax: +852 2664 4353 Email: hkstc@stc.group Website: www.stc.group

This report shall not be reproduced unless with prior written approval from The Hong Kong Standards and Testing Centre Limited.

For Conditions of Issuance of this test report, please refer to "Conditions of Issuance of Test Reports" section or Website.



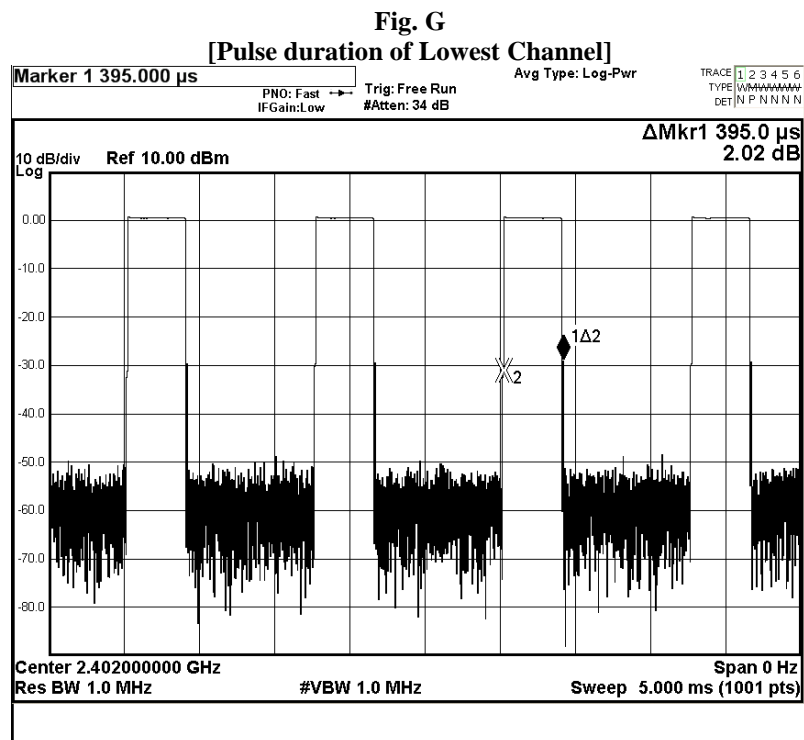
Test Report

Date : 2022-04-28
No. : HMD22040013

Page 80 of 91

3DH1 Packet:

DH1 Packet permit maximum $1600/79/2 = 10.12$ hops per second in each channel (3 time slots RX, 1 time slot TX). The Dwell time is the time duration of the pulse times $10.12 \times 31.6 = 320$ within 31.6 seconds



The Hong Kong Standards and Testing Centre Limited

10 Dai Wang Street, Taipo Industrial Estate, Tai Po, N.T., Hong Kong

Tel: +852 2666 1888 Fax: +852 2664 4353 Email: hkstc@stc.group Website: www.stc.group

This report shall not be reproduced unless with prior written approval from The Hong Kong Standards and Testing Centre Limited.

For Conditions of Issuance of this test report, please refer to "Conditions of Issuance of Test Reports" section or Website.

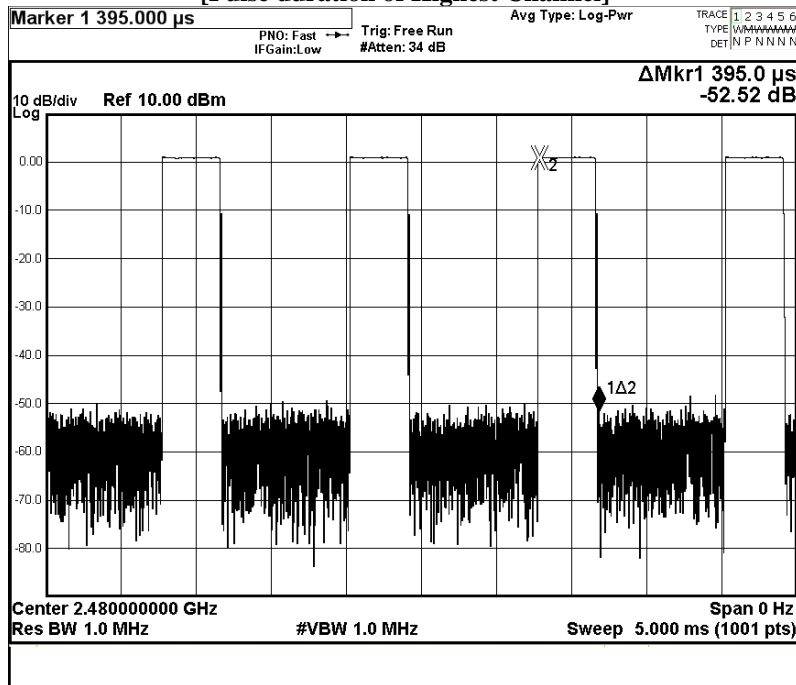


Test Report

Date : 2022-04-28
No. : HMD22040013

Page 82 of 91

Fig. I
[Pulse duration of Highest Channel]



Time of occupancy (Dwell Time):

| Data Packet | Frequency (MHz) | Pulse Duration (ms) | Dwell Time (s) | Limits (s) | Test Results |
|-------------|-----------------|---------------------|----------------|------------|--------------|
| 3DH5 | 2402 | 2.900 | 0.30883 | 0.400 | Complies |
| 3DH5 | 2441 | 2.900 | 0.30883 | 0.400 | Complies |
| 3DH5 | 2480 | 2.900 | 0.30883 | 0.400 | Complies |
| 3DH3 | 2402 | 1.645 | 0.26302 | 0.400 | Complies |
| 3DH3 | 2441 | 1.645 | 0.26302 | 0.400 | Complies |
| 3DH3 | 2480 | 1.645 | 0.26302 | 0.400 | Complies |
| 3DH1 | 2402 | 0.395 | 0.12632 | 0.400 | Complies |
| 3DH1 | 2441 | 0.395 | 0.12632 | 0.400 | Complies |
| 3DH1 | 2480 | 0.395 | 0.12632 | 0.400 | Complies |

The Hong Kong Standards and Testing Centre Limited

10 Dai Wang Street, Taipo Industrial Estate, Tai Po, N.T., Hong Kong

Tel: +852 2666 1888 Fax: +852 2664 4353 Email: hkstc@stc.group Website: www.stc.group

This report shall not be reproduced unless with prior written approval from The Hong Kong Standards and Testing Centre Limited.

For Conditions of Issuance of this test report, please refer to "Conditions of Issuance of Test Reports" section or Website.



Test Report

Date : 2022-04-28
No. : HMD22040013

Page 83 of 91

3.1.9 Channel Centre Frequency

Ambient Temperature: 25°C

Relative Humidity: 51%

Atmospheric Pressure: 101 kPa

Requirements:

Frequency hopping system in the 2400-2483.5MHz band shall use at least 79 (Channel 1 to 79) non-overlapping channels.

The EUT operates in according with the Bluetooth system specification within the 2400 - 2483.5 MHz frequency band.

RF channels for Bluetooth systems are spaced 1 MHz and are ordered in channel number k. In order to comply with out-of-band regulations, a lower frequency guard band of 2.0 MHz and a higher frequency guard band of 3.5MHz is used.

The operating frequencies of each channel are as follows:

First RF channel start from 2400MHz + 2MHz guard band = 2402MHz

Frequency of RF Channel = 2402+k MHz, k = 0,...,78 (Channel separation = 1MHz)

The Hong Kong Standards and Testing Centre Limited

10 Dai Wang Street, Taipo Industrial Estate, Tai Po, N.T., Hong Kong

Tel: +852 2666 1888 Fax: +852 2664 4353 Email: hkstc@stc.group Website: www.stc.group

This report shall not be reproduced unless with prior written approval from The Hong Kong Standards and Testing Centre Limited.

For Conditions of Issuance of this test report, please refer to "Conditions of Issuance of Test Reports" section or Website.



Test Report

Date : 2022-04-28
No. : HMD22040013

Page 84 of 91

3.1.10 Pseudorandom Hopping Algorithm

Ambient Temperature: 25°C

Relative Humidity: 51%

Atmospheric Pressure: 101 kPa

Requirements:

The channel frequencies shall be selected from a pseudorandom ordered list of hopping frequencies. Each frequency must be used equally by the transmitter.

EUT Pseudorandom Hopping Algorithm

The EUT is a Bluetooth device, the Pseudo-random hopping pattern; hopping characteristics and algorithm are based on the Bluetooth specification.

The Hong Kong Standards and Testing Centre Limited

10 Dai Wang Street, Taipo Industrial Estate, Tai Po, N.T., Hong Kong

Tel: +852 2666 1888 Fax: +852 2664 4353 Email: hkstc@stc.group Website: www.stc.group

This report shall not be reproduced unless with prior written approval from The Hong Kong Standards and Testing Centre Limited.

For Conditions of Issuance of this test report, please refer to "Conditions of Issuance of Test Reports" section or Website.



Test Report

Date : 2022-04-28
No. : HMD22040013

Page 85 of 91

3.1.11 Antenna Requirement

Ambient Temperature: 25°C

Relative Humidity: 51%

Atmospheric Pressure: 101 kPa

Test Requirements: § 15.203

Test Specification:

An intentional radiator shall be designed to ensure that no antenna other than that furnished by the responsible party shall be used with the device. The use of a permanently attached antenna or of an antenna that uses a unique coupling to the intentional radiator shall be considered sufficient to comply with the provisions of this section. The manufacturer may design the unit so that a broken antenna can be replaced by the user, but the use of a standard antenna jack or electrical connector is prohibited.

Test Results:

This is PCB antenna. There is no external antenna, the antenna gain = 2.5dBi. User is unable to remove or changed the Antenna.

The Hong Kong Standards and Testing Centre Limited

10 Dai Wang Street, Taipo Industrial Estate, Tai Po, N.T., Hong Kong

Tel: +852 2666 1888 Fax: +852 2664 4353 Email: hkstc@stc.group Website: www.stc.group

This report shall not be reproduced unless with prior written approval from The Hong Kong Standards and Testing Centre Limited.

For Conditions of Issuance of this test report, please refer to "Conditions of Issuance of Test Reports" section or Website.



Test Report

Date : 2022-04-28
No. : HMD22040013

Page 86 of 91

Appendix A

List of Measurement Equipment

Radiated Emission

| EQP NO. | DESCRIPTION | MANUFACTURER | MODEL NO. | SERIAL NO. | LAST CAL | DUE CAL |
|---------|--------------------------------------|--------------------------|-----------|------------|------------|------------|
| EM215 | MULTIDevice CONTROLLER | EMCO | 2090 | 00024676 | N/A | N/A |
| EM217 | ELECTRIC POWERED TURNTABLE | EMCO | 2088 | 00029144 | N/A | N/A |
| EM218 | ANECHOIC CHAMBER | ETS-LINDGREN | FACT-3 | -- | 2019/04/16 | 2024/04/16 |
| EM356 | ANTENNA POSITIONING TOWER | ETS-LINDGREN | 2171B | 00150346 | N/A | N/A |
| EM336 | PRECISION CONICAL DIPOLE | SEIBERSDORF LABORATORIES | PCD 3100 | 6236/M | 2020/05/30 | 2022/05/30 |
| EM229 | EMI TEST RECEIVER | R&S | ESIB40 | 100248 | 2020/05/13 | 2022/05/13 |
| EM299 | BROADBAND HORN ANTENNA | ETS-LINDGREN | 3115 | 00114120 | 2020/11/24 | 2022/11/24 |
| EM300 | PYRAMIDAL STANDARD GAIN HORN ANTENNA | ETS-LINDGREN | 3160-09 | 00130130 | 2020/11/25 | 2022/11/25 |
| EM301 | PYRAMIDAL STANDARD GAIN HORN ANTENNA | ETS-LINDGREN | 3160-10 | 00130988 | 2020/11/25 | 2022/11/25 |
| EM353 | LOOP ANTENNA | ETS_LINDGREN | 6502 | 00206533 | 2020/06/10 | 2022/06/10 |
| EM355 | Biconilog Antenna | ETS-Lindgren | 3143B | 00094856 | 2020/06/17 | 2022/06/17 |
| EM200 | DUAL CHANNEL POWER METER | R & S | NRVD | 100592 | 2019/10/11 | 2022/10/11 |
| EM012 | PRE-AMPLIFIER | HP | HP8448B | 3008A00262 | 2019/11/08 | 2022/11/08 |

Line Conducted

| EQP NO. | DESCRIPTION | MANUFACTURER | MODEL NO. | SERIAL NO. | LAST CAL | DUE CAL |
|---------|-------------------------------------|-------------------------------|-----------|-----------------|------------|------------|
| EM119 | LISN | R & S | ESH3-Z5 | 0831.5518.52 | 2020/06/30 | 2022/06/30 |
| EM145 | EMI TEST RECEIVER | R & S | ESIB7 | 100072 | 2020/05/13 | 2022/05/13 |
| EM233 | PULSE LIMITER | ROHDE & SCHWARZ | ESH3-Z2 | 100314 | 2021/01/18 | 2023/01/18 |
| EM154 | SHIELDING ROOM | SIEMENS MATSUSHITA COMPONENTS | N/A | 803-740-057-99A | 2022/02/02 | 2027/02/02 |
| N/A | MEASUREMENT AND EVALUATION SOFTWARE | ROHDE & SCHWARZ | BSIB-K1 | V1.20 | N/A | N/A |

Remarks:-

CM Corrective Maintenance
N/A Not Applicable
TBD To Be Determined

Test Report

Date : 2022-04-28
No. : HMD22040013

Page 87 of 91

Appendix B

Photographs of EUT

View of the product



View of the product




Inner Circuit Top View




Inner Circuit Bottom View



Inner Circuit Top View



Inner Circuit Bottom View




Test Report

Date : 2022-04-28
No. : HMD22040013


Page 88 of 91

Photographs of EUT


Inner Circuit Top View




Inner Circuit Bottom View




Inner Circuit Top View




Inner Circuit Bottom View



Inner Circuit Top View



Inner Circuit Bottom View



Test Report


Date : 2022-04-28

Page 89 of 91


No. : HMD22040013

Photographs of EUT


Inner Circuit Top View




Inner Circuit Bottom View




Inner Circuit Top View




Inner Circuit Bottom View



Inner Circuit Top View



Inner Circuit Bottom View




Test Report

Date : 2022-04-28
No. : HMD22040013


Page 90 of 91

Photographs of EUT

Measurement of Radiated Emission Test Set Up (9kHz – 30MHz)



Measurement of Radiated Emission Test Set Up (30MHz – 1000MHz)



The Hong Kong Standards and Testing Centre Limited

10 Dai Wang Street, Taipo Industrial Estate, Tai Po, N.T., Hong Kong

Tel: +852 2666 1888 Fax: +852 2664 4353 Email: hkstc@stc.group Website: www.stc.group

This report shall not be reproduced unless with prior written approval from The Hong Kong Standards and Testing Centre Limited.

For Conditions of Issuance of this test report, please refer to "Conditions of Issuance of Test Reports" section or Website.

Test Report

Date : 2022-04-28
No. : HMD22040013

Page 91 of 91

Photographs of EUT

Measurement of Radiated Emission Test Set Up (above 1000MHz)



Measurement of Conducted Emission Test Set Up



******* End of Test Report *******

Conditions of Issuance of Test Reports

1. All samples and goods are accepted by The Hong Kong Standards & Testing Centre Limited (the “Company”) solely for testing and reporting in accordance with the following terms and conditions. The Company provides its services on the basis that such terms and conditions constitute express agreement between the Company and any person, firm or company requesting its services (the “Clients”).
2. Any report issued by the Company as a result of this application for testing service (the “Report”) shall be issued in confidence to the Clients and the Report will be strictly treated as such by the Company. It may not be reproduced either in its entirety or in part and it may not be used for advertising or other unauthorized purposes without the written consent of the Company. The Clients to whom the Report is issued may, however, show or send it, or a certified copy thereof prepared by the Company to his customer, supplier or other persons directly concerned. Subject to clause 3, the Company will not, without the consent of the Clients, enter into any discussion or correspondence with any third party concerning the contents of the Report, unless required by the relevant governmental authorities, laws or court orders.
3. The Company shall be at liberty to disclose the testing-related documents and/or files anytime to any third-party accreditation and/or recognition bodies for audit or other related purposes. No liabilities whatsoever shall attach to the Company's act of disclosure.
4. The Company shall not be called or be liable to be called to give evidence or testimony on the Report in a court of law without its prior written consent, unless required by the relevant governmental authorities, laws or court orders.
5. The results in Report apply only to the sample as received and do not apply to the bulk, unless the sampling has been carried out by the Company and is stated as such in the Report.
6. When a statement of conformity to a specification or standard is provided, the ILAC-G8 Guidance document (and/or IEC Guide 115 in the electrotechnical sector) will be adopted as a decision rule for the determination of conformity unless it is inherent in the requested specification or standard, or otherwise specified in the Report.
7. In the event of the improper use the report as determined by the Company, the Company reserves the right to withdraw it, and to adopt any other additional remedies which may be appropriate.
8. Sample submitted for testing are accepted on the understanding that the Report issued cannot form the basis of, or be the instrument for, any legal action against the Company.
9. The Company will not be liable for or accept responsibility for any loss or damage howsoever arising from the use of information contained in any of its Reports or in any communication whatsoever about its said tests or investigations.
10. Clients wishing to use the Report in court proceedings or arbitration shall inform the Company to that effect prior to submitting the sample for testing.
11. Subject to the variable length of retention time for test data and report stored hereinto as to otherwise specifically required by individual accreditation authorities, the Company will only keep the supporting test data and information of this test report for a period of three years. The data and information will be disposed of after the aforementioned retention period has elapsed. Under no circumstances shall we provide any data and information which has been disposed of after the retention period. Under no circumstances shall we be liable for damages of any kind, including (but not limited to) compensatory damages, lost profits, lost data, or any form of special, incidental, indirect, consequential or punitive damages of any kind, whether based on breach of contract of warranty, tort (including negligence), product liability or otherwise, even if we are informed in advance of the possibility of such damages.
12. Issuance records of the Report are available on the internet at www.stc.group. Further enquiry of validity or verification of the Reports should be addressed to the Company.