



STC Test Report



Deutsche
Akkreditierungsstelle
D-PL-12121-01-01

Date: 2013-10-18

Page 1 of 94

No.: DM112935

Applicant (DGZ025): Philips Electronics Hong Kong Ltd.
5/F., Philips Electronics Building, 5 Science Park East
Avenue, Hong Kong Science Park, Shatin, New Territories,
Hong Kong

Manufacturer: Philips Electronics Hong Kong Ltd.
5/F., Philips Electronics Building, 5 Science Park East
Avenue, Hong Kong Science Park, Shatin, New Territories,
Hong Kong

Description of Sample(s):

Product:	Wireless portable speaker
Brand Name:	PHILIPS
Model Number:	SB5200B/37
FCC ID:	BOUSB5200X

Date Sample(s) Received: 2013-10-08

Date Tested: 2013-10-09 to 2013-10-12

Investigation Requested: Perform ElectroMagnetic Interference measurement in
accordance with FCC 47CFR [Codes of Federal Regulations]
Part 15: 2012 and ANSI C63.4: 2009 for FCC Certification.

Conclusion(s): The submitted product COMPLIED with the requirements of
Federal Communications Commission [FCC] Rules and
Regulations Part 15. The tests were performed in accordance
with the standards described above and on Section 2.2 in this
Test Report.

Remark(s): For additional model(s) details, see page 3


LONG Yun Jian, Along
Authorized Signatory
ElectroMagnetic Compatibility Department
For and on behalf of
STC (Dongguan) Company Limited



The Hong Kong Standards and Testing Centre Ltd.

10 Dai Wang Street, Taipo Industrial Estate, N.T., Hong Kong

Tel: (852) 2666 1888 Fax: (852) 2664 4353 Homepage: www.hkstc.org E-mail: hkstc@hkstc.org

This report shall not be reproduced unless with prior written approval from the Hong Kong Standards and Testing Centre Ltd.
For full text of "Conditions of Issuance of Test Report", please refer to overleaf or refer to the website of Homepage.



STC Test Report

Date: 2013-10-18

Page 2 of 94

No.: DM112935

CONTENT:

Cover	Page 1 of 94
Content	Page 2 of 94
<u>1.0 General Details</u>	
1.1 Test Laboratory	Page 3 of 94
1.2 Equipment Under Test [EUT] Description of EUT operation	Page 3 of 94
1.3 Date of Order	Page 4 of 94
1.4 Submitted Sample	Page 4 of 94
1.5 Test Duration	Page 4 of 94
1.6 Country of Origin	Page 4 of 94
1.7 RF Module Details	Page 5 of 94
1.8 Antenna Details	Page 5 of 94
<u>2.0 Technical Details</u>	
2.1 Investigations Requested	Page 6 of 94
2.2 Test Standards and Results Summary	Page 6 of 94
2.3 Table for Test Modes	Page 7 of 94
<u>3.0 Test Results</u>	
3.1 Emission	Page 8 - 85 of 94
<u>Appendix A</u>	
List of Measurement Equipment	Page 86 of 94
<u>Appendix B</u>	
Ancillary Equipment	Page 87 of 94
<u>Appendix C</u>	
Photographs	Page 88 - 94 of 94

The Hong Kong Standards and Testing Centre Ltd.

10 Dai Wang Street, Taipo Industrial Estate, N.T., Hong Kong

Tel: (852) 2666 1888 Fax: (852) 2664 4353 Homepage: www.hkstc.org E-mail: hkstc@hkstc.org

This report shall not be reproduced unless with prior written approval from The Hong Kong Standards and Testing Centre Ltd
For Conditions of Issuance of this test report, please refer to the overleaf or Homepage



STC Test Report

Date: 2013-10-18

Page 3 of 94

No.: DM112935

1.0 General Details

1.1 Test Laboratory

STC (Dongguan) Company Limited
EMC Laboratory
68 Fumin Nan Road, Dalang, Dongguan, China

Telephone: (86 769) 81119888
Fax: (86 769) 81116222

1.2 Equipment Under Test [EUT] Description of Sample(s)

Product: Wireless portable speaker
Manufacturer: Philips Electronics Hong Kong Ltd.
Factory: 1) TCL Technoly Electronics (Huizhou) Co., Ltd.
Section 19, Zhongkai High-tech Development Zone, Huizhou
City, Guang Dong Province, China.
2) TCL Technoly Electronics (Huizhou) Co., Ltd.
Section 37, Zhongkai High-tech Development Zone, Huizhou
City, Guang Dong Province, China, 516006.
Brand Name: PHILIPS
Model Number: SB5200B/37
Additional Model Number(s): SB5200#/XX
("#" can be "A-Z" consist, denoting the cabinet colour only;
"XX"=07, 17, 37)
Input Voltage: 12Vd.c. with Jack /
7.4Vd.c. (Lithium-ion Rechargeable Battery x 1)
The AC/DC adaptor was provided by the applicant with following details:
Brand name: Ktec; Model no.: KSASB0241200150HU; Input: 100-240Va.c. 50/60Hz 0.6A;
Output: 12Vd.c. 1.5A.

1.2.1 Description of EUT Operation

The Equipment Under Test (EUT) is a Wireless portable speaker, it is Audio System, modulation by IC; and type is frequency hopping speed spectrum Modulation.

The Hong Kong Standards and Testing Centre Ltd.

10 Dai Wang Street, Taipo Industrial Estate, N.T., Hong Kong
Tel: (852) 2666 1888 Fax: (852) 2664 4353 Homepage: www.hkstc.org E-mail: hkstc@hkstc.org

This report shall not be reproduced unless with prior written approval from The Hong Kong Standards and Testing Centre Ltd
For Conditions of Issuance of this test report, please refer to the overleaf or Homepage



STC Test Report

Date: 2013-10-18

Page 4 of 94

No.: DM112935

1.3 Date of Order

2013-10-08

1.4 Submitted Sample(s):

1 Sample

1.5 Test Duration

2013-10-09 to 2013-10-12

1.6 Country of Origin

China

The Hong Kong Standards and Testing Centre Ltd.

10 Dai Wang Street, Taipo Industrial Estate, N.T., Hong Kong

Tel: (852) 2666 1888 Fax: (852) 2664 4353 Homepage: www.hkstc.org E-mail: hkstc@hkstc.org

This report shall not be reproduced unless with prior written approval from The Hong Kong Standards and Testing Centre Ltd
For Conditions of Issuance of this test report, please refer to the overleaf or Homepage



STC Test Report

Date: 2013-10-18

Page 5 of 94

No.: DM112935

1.7 RF Module Details

Module Model Number:	BM153
Module FCC ID:	N/A
Module Transmission Type:	Bluetooth V2.1+EDR
Modulation:	FHSS (GFSK / $\pi/4$ -DQPSK / 8DPSK)
Data Rates:	1 Mbps: GFSK 2 Mbps: $\pi/4$ -DQPSK 3 Mbps: 8DPSK
Frequency Range:	2400-2483.5MHz
Carrier Frequencies:	2402MHz – 2480MHz

Module Specification (specification provided by manufacturer)

1.8 Antenna Details

Antenna Type:	PCB Layout Antenna
Antenna Gain:	2.12dBi

The Hong Kong Standards and Testing Centre Ltd.

10 Dai Wang Street, Taipo Industrial Estate, N.T., Hong Kong
Tel: (852) 2666 1888 Fax: (852) 2664 4353 Homepage: www.hkstc.org E-mail: hkstc@hkstc.org

This report shall not be reproduced unless with prior written approval from The Hong Kong Standards and Testing Centre Ltd
For Conditions of Issuance of this test report, please refer to the overleaf or Homepage



STC Test Report

Date: 2013-10-18

Page 6 of 94

No.: DM112935

2.0 Technical Details

2.1 Investigations Requested

Perform Electromagnetic Interference measurements in accordance with FCC 47CFR [Codes of Federal Regulations] Part 15: 2012 Regulations. FCC Pubic Notice DA 00-705 and ANSI C63.4: 2009 for FCC Certification.

2.2 Test Standards and Results Summary Tables

EMISSION Results Summary						
Test Condition	Test Requirement	Test Method	Class / Severity	Test Result		
				Pass	Fail	N/A
Maximum Peak Conducted Output Power	FCC 47CFR 15.247(b)(1)	FCC Pubic Notice DA 00-705	N/A	<input checked="" type="checkbox"/>	<input type="checkbox"/>	<input type="checkbox"/>
Radiated Spurious Emissions	FCC 47CFR 15.209	ANSI C63.4:2009	N/A	<input checked="" type="checkbox"/>	<input type="checkbox"/>	<input type="checkbox"/>
AC Mains Conducted Emissions	FCC 47CFR 15.207	ANSI C63.4:2009	N/A	<input checked="" type="checkbox"/>	<input type="checkbox"/>	<input type="checkbox"/>
Number of Hopping Frequency	FCC 47CFR 15.247(a)(2)(b)(1)	FCC Pubic Notice DA 00-705	N/A	<input checked="" type="checkbox"/>	<input type="checkbox"/>	<input type="checkbox"/>
20dB Bandwidth	FCC 47CFR 15.247(a)(2)	FCC Pubic Notice DA 00-705	N/A	<input checked="" type="checkbox"/>	<input type="checkbox"/>	<input type="checkbox"/>
Hopping Channel Separation	FCC 47CFR 15.247(a)(1)	FCC Pubic Notice DA 00-705	N/A	<input checked="" type="checkbox"/>	<input type="checkbox"/>	<input type="checkbox"/>
Band-edge compliance of RF Conducted Emission	FCC 47CFR 15.247(c)	FCC Pubic Notice DA 00-705	N/A	<input checked="" type="checkbox"/>	<input type="checkbox"/>	<input type="checkbox"/>
Time of Occupancy (Dwell Time)	FCC 47CFR 15.247(a)(1)(iii)	FCC Pubic Notice DA 00-705	N/A	<input checked="" type="checkbox"/>	<input type="checkbox"/>	<input type="checkbox"/>
Antenna requirement	FCC 47CFR 15.203	N/A	N/A	<input checked="" type="checkbox"/>	<input type="checkbox"/>	<input type="checkbox"/>
RF Exposure	FCC 47CFR 15.247(i)	N/A	N/A	<input checked="" type="checkbox"/>	<input type="checkbox"/>	<input type="checkbox"/>

Note: N/A – Not Applicable

The Hong Kong Standards and Testing Centre Ltd.

10 Dai Wang Street, Taipo Industrial Estate, N.T., Hong Kong

Tel: (852) 2666 1888 Fax: (852) 2664 4353 Homepage: www.hkstc.org E-mail: hkstc@hkstc.org

This report shall not be reproduced unless with prior written approval from The Hong Kong Standards and Testing Centre Ltd
For Conditions of Issuance of this test report, please refer to the overleaf or Homepage



STC Test Report

Date: 2013-10-18

Page 7 of 94

No.: DM112935

2.3 Table for Test Modes

Preliminary tests were performed in different data rate to find the worst radiated emission. The data rate in the table below is the worst case rate with respect to the specific test item.

Investigation has been done on all the possible configurations for searching the worst cases.

The following table is a list of the test modes shown in this test report.

Test Items	Mode	Data Rate
Maximum Peak Conducted Output Power	GFSK / $\pi/4$ -DQPSK / 8DPSK	1MBps / 2MBps / 3MBps
Hopping Channel Separation	GFSK / $\pi/4$ -DQPSK / 8DPSK	1MBps / 2MBps / 3MBps
Number of Hopping Frequency	GFSK / $\pi/4$ -DQPSK / 8DPSK	2MBps
Time of Occupancy(Dwell Time)	8DPSK (DH1 / DH3 / DH5)	2MBps
Radiated Spurious Emissions	GFSK / $\pi/4$ -DQPSK / 8DPSK	1MBps / 2MBps / 3MBps
Band-edge compliance of Conducted Emission	GFSK / $\pi/4$ -DQPSK / 8DPSK	2MBps

The Hong Kong Standards and Testing Centre Ltd.

10 Dai Wang Street, Taipo Industrial Estate, N.T., Hong Kong

Tel: (852) 2666 1888 Fax: (852) 2664 4353 Homepage: www.hkstc.org E-mail: hkstc@hkstc.org

This report shall not be reproduced unless with prior written approval from The Hong Kong Standards and Testing Centre Ltd
For Conditions of Issuance of this test report, please refer to the overleaf or Homepage



STC Test Report

Date: 2013-10-18

Page 8 of 94

No.: DM112935

3.0 Test Results

3.1 Emission

3.1.1 Maximum Peak Conducted Output Power

Test Requirement:	FCC 47CFR 15.247(b)(1)
Test Method:	FCC Public Notice DA 00-705
Test Date:	2013-10-12
Mode of Operation:	Tx mode

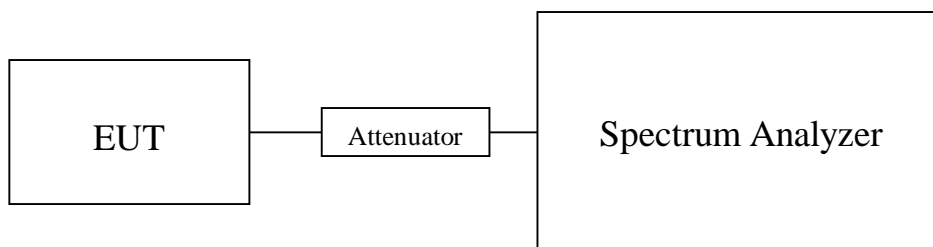
Test Method:

The RF output of the EUT was connected to the spectrum analyzer. All the attenuation or cable loss will be added to the measured maximum output power. The results are recorded in dBm.

Spectrum Analyzer Setting:

RBW = 3 MHz, VBW = 3MHz, Sweep = Auto, Span = 10MHz
Detector = Peak, Trace = Max. hold

Test Setup:



The Hong Kong Standards and Testing Centre Ltd.

10 Dai Wang Street, Taipo Industrial Estate, N.T., Hong Kong
Tel: (852) 2666 1888 Fax: (852) 2664 4353 Homepage: www.hkstc.org E-mail: hkstc@hkstc.org

This report shall not be reproduced unless with prior written approval from The Hong Kong Standards and Testing Centre Ltd
For Conditions of Issuance of this test report, please refer to the overleaf or Homepage



STC Test Report

Date: 2013-10-18

Page 9 of 94

No.: DM112935

Limits for Maximum Peak Conducted Output Power [FCC 47CFR 15.247]:

The maximum peak output power shall not exceed the following limits:
For frequency hopping systems employing at least 75 hopping channels: 1 Watt
For all other frequency hopping systems in the 2400-2483.5 MHz band: 0.125 Watts
For Digital Transmission systems in 2400-2483.5 MHz Band: 1 Watt

Results of Bluetooth Communication mode (GFSK) (Fundamental Power): Pass

Transmitter Frequency (MHz)	Maximum conducted output power (Watt)
2402	0.00187

Transmitter Frequency (MHz)	Maximum conducted output power (Watt)
2441	0.00186

Transmitter Frequency (MHz)	Maximum conducted output power (Watt)
2480	0.00188

Results of Bluetooth Communication mode ($\pi/4$ -DQPSK) (Fundamental Power): Pass

Transmitter Frequency (MHz)	Maximum conducted output power (Watt)
2402	0.00185

Transmitter Frequency (MHz)	Maximum conducted output power (Watt)
2441	0.00183

Transmitter Frequency (MHz)	Maximum conducted output power (Watt)
2480	0.00184

Results of Bluetooth Communication mode (8 DPSK) (Fundamental Power): Pass

Transmitter Frequency (MHz)	Maximum conducted output power (Watt)
2402	0.00181

Transmitter Frequency (MHz)	Maximum conducted output power (Watt)
2441	0.00183

Transmitter Frequency (MHz)	Maximum conducted output power (Watt)
2480	0.00182

Calculated measurement uncertainty : 30MHz to 1GHz 1.7dB
1GHz to 18GHz 1.7dB

Remark:

1. All test data for each data rate were verified, but only the worst case was reported.
2. The EUT is programmed to transmit signals continuously for all testing.

The Hong Kong Standards and Testing Centre Ltd.

10 Dai Wang Street, Taipo Industrial Estate, N.T., Hong Kong
Tel: (852) 2666 1888 Fax: (852) 2664 4353 Homepage: www.hkstc.org E-mail: hkstc@hkstc.org



STC Test Report

Date: 2013-10-18

Page 10 of 94

No.: DM112935

3.1.2 Radiated Spurious Emissions

Test Requirement:	FCC 47CFR 15.209
Test Method:	ANSI C63.4:2009
Test Date:	2013-10-11
Mode of Operation:	Tx mode / Bluetooth Communication mode (GFSK / $\pi/4$ -DQPSK / 8DPSK)

Test Method:

The sample was placed 0.8m above the ground plane of semi-anechoic Chamber*. Measurements in both horizontal and vertical polarities were performed. During the test, each emission was maximized by: having the EUT continuously working, investigated all operating modes, considered typical configuration to obtain worst position, manipulating interconnecting cables, rotating turntable, varying antenna height from 1m to 4m in both horizontal and vertical polarizations. The emissions worst-case are shown in Test Results of the following pages.

- *: Semi-anechoic chamber located on the STC (Dongguan) Company Ltd. 68 Fumin Nan Road, Dalang, Dongguan, Guangdong, PRC with a metal ground plane filed with the FCC pursuant to section 2.948 of the FCC rules, with Registration Number: 629686.

The Hong Kong Standards and Testing Centre Ltd.

10 Dai Wang Street, Taipo Industrial Estate, N.T., Hong Kong
Tel: (852) 2666 1888 Fax: (852) 2664 4353 Homepage: www.hkstc.org E-mail: hkstc@hkstc.org

This report shall not be reproduced unless with prior written approval from The Hong Kong Standards and Testing Centre Ltd
For Conditions of Issuance of this test report, please refer to the overleaf or Homepage



STC Test Report

Date: 2013-10-18

Page 11 of 94

No.: DM112935

Spectrum Analyzer Setting:

9KHz – 30MHz (Pk & Av)

RBW: 10kHz
VBW: 30kHz
Sweep: Auto
Span: Fully capture the emissions being measured
Trace: Max. hold

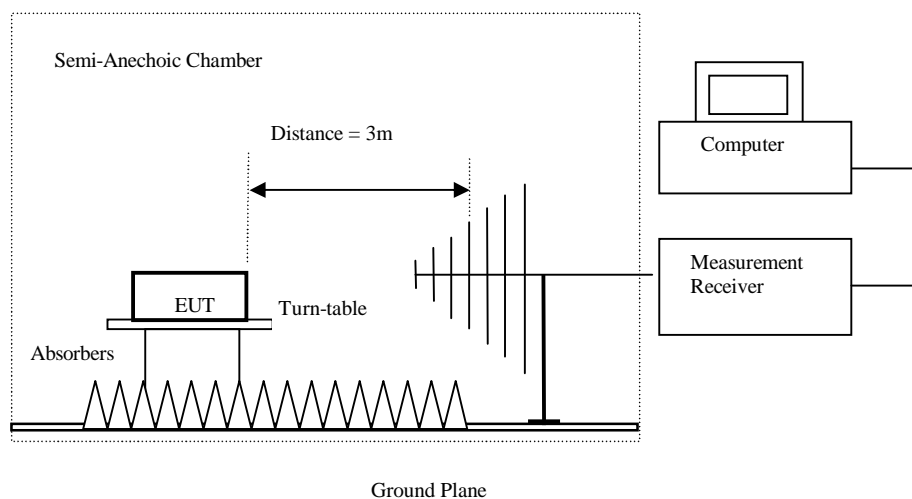
30MHz – 1GHz (QP)

RBW: 120kHz
VBW: 120kHz
Sweep: Auto
Span: Fully capture the emissions being measured
Trace: Max. hold

Above 1GHz (Pk & Av)

RBW: 1MHz
VBW: 3MHz
Sweep: Auto
Span: Fully capture the emissions being measured
Trace: Max. hold

Test Setup:



- Absorbers placed on top of the ground plane are for measurements above 1000MHz only.
- Measurements between 30MHz to 1000MHz made with Bi-log antennas, above 1000MHz horn antennas are used, 9kHz to 30MHz loop antennas are used.

The Hong Kong Standards and Testing Centre Ltd.

10 Dai Wang Street, Taipo Industrial Estate, N.T., Hong Kong

Tel: (852) 2666 1888 Fax: (852) 2664 4353 Homepage: www.hkstc.org E-mail: hkstc@hkstc.org

This report shall not be reproduced unless with prior written approval from The Hong Kong Standards and Testing Centre Ltd
For Conditions of Issuance of this test report, please refer to the overleaf or Homepage



STC Test Report

Date: 2013-10-18

Page 12 of 94

No.: DM112935

Limits for Radiated Emissions [FCC 47 CFR 15.209 Class B]:

Frequency Range	Quasi-Peak Limits
[MHz]	[$\mu\text{V/m}$]
0.009-0.490	2400/F (kHz)
0.490-1.705	24000/F (kHz)
1.705-30	30
30-88	100
88-216	150
216-960	200
Above 960	500

The emission limits shown in the above table are based on measurement employing a CISPR quasi-peak detector and above 1000MHz are based on measurements employing an average detector.

Result of Tx mode (2402.0 MHz) (GFSK mode) (9kHz – 30MHz): Pass

Field Strength of Spurious Emissions Average Value						
Frequency	Measured Level	Correction Factor	Field Strength	Field Strength	Limit	E-Field Polarity
MHz	dB μV	dB/m	dB $\mu\text{V/m}$	$\mu\text{V/m}$	$\mu\text{V/m}$	
Emissions detected are more than 20 dB below the FCC Limits						

Result of Tx mode (2402.0 MHz) (GFSK mode) (30MHz – 1GHz): Pass

Field Strength of Spurious Emissions Average Value						
Frequency	Measured Level	Correction Factor	Field Strength	Field Strength	Limit	E-Field Polarity
MHz	dB μV	dB/m	dB $\mu\text{V/m}$	$\mu\text{V/m}$	$\mu\text{V/m}$	
Emissions detected are more than 20 dB below the FCC Limits						

Result of Tx mode (2402.0 MHz) (GFSK mode) (Above 1GHz): Pass

Field Strength of Spurious Emissions Peak Value						
Frequency	Measured Level @ 3m	Correction Factor	Field Strength	Limit @ 3m	Margin	E-Field Polarity
MHz	dB μV	dB/m	dB $\mu\text{V/m}$	dB $\mu\text{V/m}$	dB $\mu\text{V/m}$	
4804.0	15.0	41.5	56.5	74.0	17.5	Vertical
4804.0	13.5	42.4	55.9	74.0	18.1	Horizontal
7206.0	10.8	45.1	55.9	74.0	18.1	Vertical
7206.0	8.7	46.2	54.9	74.0	19.1	Horizontal
9608.0	7.6	48.0	55.6	74.0	18.4	Vertical
9608.0	6.0	48.8	54.8	74.0	19.2	Horizontal
12010.0	4.2	51.5	55.7	74.0	18.3	Vertical
12010.0	2.7	52.4	55.1	74.0	18.9	Horizontal

The Hong Kong Standards and Testing Centre Ltd.

10 Dai Wang Street, Taipo Industrial Estate, N.T., Hong Kong

Tel: (852) 2666 1888 Fax: (852) 2664 4353 Homepage: www.hkstc.org E-mail: hkstc@hkstc.org

This report shall not be reproduced unless with prior written approval from The Hong Kong Standards and Testing Centre Ltd
For Conditions of Issuance of this test report, please refer to the overleaf or Homepage



STC Test Report

Date: 2013-10-18

Page 13 of 94

No.: DM112935

Result of Tx mode (2402.0 MHz) (GFSK mode) (Above 1GHz): Pass

Field Strength of Spurious Emissions Average Value						
Frequency MHz	Measured Level @3m dB μ V	Correction Factor dB/m	Field Strength dB μ V/m	Limit @3m dB μ V/m	Margin dB μ V/m	E-Field Polarity
4804.0	1.6	41.5	43.1	54.0	10.9	Vertical
4804.0	-0.6	42.4	41.8	54.0	12.2	Horizontal
7206.0	-2.8	45.1	42.3	54.0	11.7	Vertical
7206.0	-4.7	46.2	41.5	54.0	12.5	Horizontal
9608.0	-6.5	48.0	41.5	54.0	12.5	Vertical
9608.0	-7.5	48.8	41.3	54.0	12.7	Horizontal
12010.0	-9.9	51.5	41.6	54.0	12.4	Vertical
12010.0	-10.4	52.4	42.0	54.0	12.0	Horizontal

Result of Tx mode (2441.0 MHz) (GFSK mode) (9kHz – 30MHz): Pass

Field Strength of Spurious Emissions Average Value						
Frequency MHz	Measured Level dB μ V	Correction Factor dB/m	Field Strength dB μ V/m	Field Strength μ V/m	Limit μ V/m	E-Field Polarity
Emissions detected are more than 20 dB below the FCC Limits						

Results of Tx mode (2441.0 MHz) (GFSK mode) (30MHz – 1000MHz): PASS

Field Strength of Spurious Emissions Average Value						
Frequency MHz	Measured Level dB μ V	Correction Factor dB/m	Field Strength dB μ V/m	Field Strength μ V/m	Limit μ V/m	E-Field Polarity
Emissions detected are more than 20 dB below the FCC Limits						

The Hong Kong Standards and Testing Centre Ltd.

10 Dai Wang Street, Taipo Industrial Estate, N.T., Hong Kong

Tel: (852) 2666 1888 Fax: (852) 2664 4353 Homepage: www.hkstc.org E-mail: hkstc@hkstc.org

This report shall not be reproduced unless with prior written approval from The Hong Kong Standards and Testing Centre Ltd
For Conditions of Issuance of this test report, please refer to the overleaf or Homepage



STC Test Report

Date: 2013-10-18

Page 14 of 94

No.: DM112935

Result of Tx mode (2441.0 MHz) (GFSK mode) (Above 1GHz): Pass

Field Strength of Spurious Emissions						
Peak Value						
Frequency MHz	Measured Level @3m dBuV	Correction Factor dB/m	Field Strength dBuV/m	Limit @3m dBuV/m	Margin dBuV/m	E-Field Polarity
4882.0	15.4	41.6	57.0	74.0	17.0	Vertical
4882.0	13.6	42.5	56.1	74.0	17.9	Horizontal
7323.0	10.3	45.2	55.5	74.0	18.5	Vertical
7323.0	9.0	46.3	55.3	74.0	18.7	Horizontal
9764.0	7.3	48.1	55.4	74.0	18.6	Vertical
9764.0	6.7	48.9	55.6	74.0	18.4	Horizontal
12205.0	3.5	51.6	55.1	74.0	18.9	Vertical
12205.0	3.3	52.5	55.8	74.0	18.2	Horizontal

Result of Tx mode (2441.0 MHz) (GFSK mode) (Above 1GHz): Pass

Field Strength of Spurious Emissions						
Average Value						
Frequency MHz	Measured Level @3m dBuV	Correction Factor dB/m	Field Strength dBuV/m	Limit @3m dBuV/m	Margin dBuV/m	E-Field Polarity
4882.0	1.8	41.6	43.4	54.0	10.6	Vertical
4882.0	0.2	42.5	42.7	54.0	11.3	Horizontal
7323.0	-3.5	45.2	41.7	54.0	12.3	Vertical
7323.0	-4.5	46.3	41.8	54.0	12.2	Horizontal
9764.0	-6.2	48.1	41.9	54.0	12.1	Vertical
9764.0	-6.8	48.9	42.1	54.0	11.9	Horizontal
12205.0	-10.4	51.6	41.2	54.0	12.8	Vertical
12205.0	-10.6	52.5	41.9	54.0	12.1	Horizontal

The Hong Kong Standards and Testing Centre Ltd.

10 Dai Wang Street, Taipo Industrial Estate, N.T., Hong Kong

Tel: (852) 2666 1888 Fax: (852) 2664 4353 Homepage: www.hkstc.org E-mail: hkstc@hkstc.org

This report shall not be reproduced unless with prior written approval from The Hong Kong Standards and Testing Centre Ltd
For Conditions of Issuance of this test report, please refer to the overleaf or Homepage



STC Test Report

Date: 2013-10-18

Page 15 of 94

No.: DM112935

Result of Tx mode (2480.0 MHz) (GFSK mode) (9kHz – 30MHz): Pass

Field Strength of Spurious Emissions						
Average Value						
Frequency MHz	Measured Level dB μ V	Correction Factor dB/m	Field Strength dB μ V/m	Field Strength μ V/m	Limit μ V/m	E-Field Polarity
Emissions detected are more than 20 dB below the FCC Limits						

Results of Tx mode (2480.0 MHz) (GFSK mode) (30MHz – 1000MHz): PASS

Field Strength of Spurious Emissions						
Average Value						
Frequency MHz	Measured Level dB μ V	Correction Factor dB/m	Field Strength dB μ V/m	Field Strength μ V/m	Limit μ V/m	E-Field Polarity
Emissions detected are more than 20 dB below the FCC Limits						

Result of Tx mode (2480.0 MHz) (GFSK mode) (Above 1GHz): Pass

Field Strength of Spurious Emissions						
Peak Value						
Frequency MHz	Measured Level @3m dB μ V	Correction Factor dB/m	Field Strength dB μ V/m	Limit @3m dB μ V/m	Margin dB μ V/m	E-Field Polarity
4960.0	15.2	41.4	56.6	74.0	17.4	Vertical
4960.0	12.5	42.7	55.2	74.0	18.8	Horizontal
7440.0	9.3	45.6	54.9	74.0	19.1	Vertical
7440.0	8.3	46.5	54.8	74.0	19.2	Horizontal
9920.0	7.0	48.6	55.6	74.0	18.4	Vertical
9920.0	5.4	49.7	55.1	74.0	18.9	Horizontal
12400.0	3.7	51.7	55.4	74.0	18.6	Vertical
12400.0	2.4	52.7	55.1	74.0	18.9	Horizontal

The Hong Kong Standards and Testing Centre Ltd.

10 Dai Wang Street, Taipo Industrial Estate, N.T., Hong Kong

Tel: (852) 2666 1888 Fax: (852) 2664 4353 Homepage: www.hkstc.org E-mail: hkstc@hkstc.org

This report shall not be reproduced unless with prior written approval from The Hong Kong Standards and Testing Centre Ltd
For Conditions of Issuance of this test report, please refer to the overleaf or Homepage



STC Test Report

Date: 2013-10-18

Page 16 of 94

No.: DM112935

Result of Tx mode (2480.0 MHz) (GFSK mode) (Above 1GHz): Pass

Field Strength of Spurious Emissions Average Value						
Frequency MHz	Measured Level @3m dBuV	Correction Factor dB/m	Field Strength dBuV/m	Limit @3m dBuV/m	Margin dBuV/m	E-Field Polarity
4960.0	1.4	41.4	42.8	54.0	11.2	Vertical
4960.0	-0.5	42.7	42.2	54.0	11.8	Horizontal
7440.0	-4.5	45.6	41.1	54.0	12.9	Vertical
7440.0	-5.5	46.5	41.0	54.0	13.0	Horizontal
9920.0	-6.5	48.6	42.1	54.0	11.9	Vertical
9920.0	-8.4	49.7	41.3	54.0	12.7	Horizontal
12400.0	-10.0	51.7	41.7	54.0	12.3	Vertical
12400.0	-11.1	52.7	41.6	54.0	12.4	Horizontal

Result of Tx mode (2402.0 MHz) ($\pi/4$ -DQPSK mode) (9kHz – 30MHz): Pass

Field Strength of Spurious Emissions Average Value						
Frequency MHz	Measured Level dBuV	Correction Factor dB/m	Field Strength dBuV/m	Field Strength μ V/m	Limit μ V/m	E-Field Polarity
Emissions detected are more than 20 dB below the FCC Limits						

Result of Tx mode (2402.0 MHz) ($\pi/4$ -DQPSK mode) (30MHz – 1GHz): Pass

Field Strength of Spurious Emissions Average Value						
Frequency MHz	Measured Level dBuV	Correction Factor dB/m	Field Strength dBuV/m	Field Strength μ V/m	Limit μ V/m	E-Field Polarity
Emissions detected are more than 20 dB below the FCC Limits						

The Hong Kong Standards and Testing Centre Ltd.

10 Dai Wang Street, Taipo Industrial Estate, N.T., Hong Kong

Tel: (852) 2666 1888 Fax: (852) 2664 4353 Homepage: www.hkstc.org E-mail: hkstc@hkstc.org

This report shall not be reproduced unless with prior written approval from The Hong Kong Standards and Testing Centre Ltd
For Conditions of Issuance of this test report, please refer to the overleaf or Homepage



STC Test Report

Date: 2013-10-18

Page 17 of 94

No.: DM112935

Result of Tx mode (2402.0 MHz) ($\pi/4$ -DQPSK mode) (Above 1GHz): Pass

Field Strength of Spurious Emissions						
Peak Value						
Frequency MHz	Measured Level @3m dBuV	Correction Factor dB/m	Field Strength dBuV/m	Limit @3m dBuV/m	Margin dBuV/m	E-Field Polarity
4804.0	15.4	41.5	56.9	74.0	17.1	Vertical
4804.0	12.9	42.4	55.3	74.0	18.7	Horizontal
7206.0	9.8	45.1	54.9	74.0	19.1	Vertical
7206.0	9.4	46.2	55.6	74.0	18.4	Horizontal
9608.0	7.3	48.0	55.3	74.0	18.7	Vertical
9608.0	6.6	48.8	55.4	74.0	18.6	Horizontal
12010.0	3.6	51.5	55.1	74.0	18.9	Vertical
12010.0	3.0	52.4	55.4	74.0	18.6	Horizontal

Result of Tx mode (2402.0 MHz) ($\pi/4$ -DQPSK mode) (Above 1GHz): Pass

Field Strength of Spurious Emissions						
Average Value						
Frequency MHz	Measured Level @3m dBuV	Correction Factor dB/m	Field Strength dBuV/m	Limit @3m dBuV/m	Margin dBuV/m	E-Field Polarity
4804.0	0.9	41.5	42.4	54.0	11.6	Vertical
4804.0	-0.6	42.4	41.8	54.0	12.2	Horizontal
7206.0	-3.6	45.1	41.5	54.0	12.5	Vertical
7206.0	-4.5	46.2	41.7	54.0	12.3	Horizontal
9608.0	-6.4	48.0	41.6	54.0	12.4	Vertical
9608.0	-7.1	48.8	41.7	54.0	12.3	Horizontal
12010.0	-9.6	51.8	42.2	54.0	11.8	Vertical
12010.0	-10.1	52.4	42.3	54.0	11.7	Horizontal

The Hong Kong Standards and Testing Centre Ltd.

10 Dai Wang Street, Taipo Industrial Estate, N.T., Hong Kong

Tel: (852) 2666 1888 Fax: (852) 2664 4353 Homepage: www.hkstc.org E-mail: hkstc@hkstc.org

This report shall not be reproduced unless with prior written approval from The Hong Kong Standards and Testing Centre Ltd
For Conditions of Issuance of this test report, please refer to the overleaf or Homepage



STC Test Report

Date: 2013-10-18

Page 18 of 94

No.: DM112935

Result of Tx mode (2441.0 MHz) ($\pi/4$ -DQPSK mode) (9kHz – 30MHz): Pass

Field Strength of Spurious Emissions						
Average Value						
Frequency MHz	Measured Level dB μ V	Correction Factor dB/m	Field Strength dB μ V/m	Field Strength μ V/m	Limit μ V/m	E-Field Polarity
Emissions detected are more than 20 dB below the FCC Limits						

Results of Tx mode (2441.0 MHz) ($\pi/4$ -DQPSK mode) (30MHz – 1000MHz): PASS

Field Strength of Spurious Emissions						
Average Value						
Frequency MHz	Measured Level dB μ V	Correction Factor dB/m	Field Strength dB μ V/m	Field Strength μ V/m	Limit μ V/m	E-Field Polarity
Emissions detected are more than 20 dB below the FCC Limits						

Result of Tx mode (2441.0 MHz) ($\pi/4$ -DQPSK mode) (Above 1GHz): Pass

Field Strength of Spurious Emissions						
Peak Value						
Frequency MHz	Measured Level @3m dB μ V	Correction Factor dB/m	Field Strength dB μ V/m	Limit @3m dB μ V/m	Margin dB μ V/m	E-Field Polarity
4882.0	15.2	41.6	56.8	74.0	17.2	Vertical
4882.0	12.6	42.5	55.1	74.0	18.9	Horizontal
7323.0	10.1	45.2	55.3	74.0	18.7	Vertical
7323.0	8.2	46.3	54.5	74.0	19.5	Horizontal
9764.0	7.4	48.1	55.5	74.0	18.5	Vertical
9764.0	6.3	48.9	55.2	74.0	18.8	Horizontal
12205.0	3.6	51.6	55.2	74.0	18.8	Vertical
12205.0	3.2	52.5	55.7	74.0	18.3	Horizontal

The Hong Kong Standards and Testing Centre Ltd.

10 Dai Wang Street, Taipo Industrial Estate, N.T., Hong Kong

Tel: (852) 2666 1888 Fax: (852) 2664 4353 Homepage: www.hkstc.org E-mail: hkstc@hkstc.org

This report shall not be reproduced unless with prior written approval from The Hong Kong Standards and Testing Centre Ltd
For Conditions of Issuance of this test report, please refer to the overleaf or Homepage



STC Test Report

Date: 2013-10-18

Page 19 of 94

No.: DM112935

Result of Tx mode (2441.0 MHz) ($\pi/4$ -DQPSK mode) (Above 1GHz): Pass

Field Strength of Spurious Emissions Average Value						
Frequency MHz	Measured Level @ 3m dBuV	Correction Factor dB/m	Field Strength dBuV/m	Limit @ 3m dBuV/m	Margin dBuV/m	E-Field Polarity
4882.0	0.9	41.6	42.5	54.0	11.5	Vertical
4882.0	-0.8	42.5	41.7	54.0	12.3	Horizontal
7323.0	-3.4	45.2	41.8	54.0	12.2	Vertical
7323.0	-5.9	46.3	40.4	54.0	13.6	Horizontal
9764.0	-6.8	48.1	41.3	54.0	12.7	Vertical
9764.0	-7.1	48.9	41.8	54.0	12.2	Horizontal
12205.0	-10.0	51.6	41.6	54.0	12.4	Vertical
12205.0	-11.1	52.5	41.4	54.0	12.6	Horizontal

Result of Tx mode (2480.0 MHz) ($\pi/4$ -DQPSK mode) (9kHz – 30MHz): Pass

Field Strength of Spurious Emissions Average Value						
Frequency MHz	Measured Level dB μ V	Correction Factor dB/m	Field Strength dB μ V/m	Field Strength μ V/m	Limit μ V/m	E-Field Polarity
Emissions detected are more than 20 dB below the FCC Limits						

Results of Tx mode (2480.0 MHz) ($\pi/4$ -DQPSK mode) (30MHz – 1000MHz): PASS

Field Strength of Spurious Emissions Average Value						
Frequency MHz	Measured Level dB μ V	Correction Factor dB/m	Field Strength dB μ V/m	Field Strength μ V/m	Limit μ V/m	E-Field Polarity
Emissions detected are more than 20 dB below the FCC Limits						

The Hong Kong Standards and Testing Centre Ltd.

10 Dai Wang Street, Taipo Industrial Estate, N.T., Hong Kong

Tel: (852) 2666 1888 Fax: (852) 2664 4353 Homepage: www.hkstc.org E-mail: hkstc@hkstc.org

This report shall not be reproduced unless with prior written approval from The Hong Kong Standards and Testing Centre Ltd
For Conditions of Issuance of this test report, please refer to the overleaf or Homepage



STC Test Report

Date: 2013-10-18

Page 20 of 94

No.: DM112935

Result of Tx mode (2480.0 MHz) ($\pi/4$ -DQPSK mode) (Above 1GHz): Pass

Field Strength of Spurious Emissions						
Peak Value						
Frequency MHz	Measured Level @3m dBuV	Correction Factor dB/m	Field Strength dBuV/m	Limit @3m dBuV/m	Margin dBuV/m	E-Field Polarity
4960.0	15.0	41.4	56.4	74.0	17.6	Vertical
4960.0	13.2	42.7	55.9	74.0	18.1	Horizontal
7440.0	9.4	45.6	55.0	74.0	19.0	Vertical
7440.0	8.4	46.5	54.9	74.0	19.1	Horizontal
9920.0	6.6	48.6	55.2	74.0	18.8	Vertical
9920.0	5.4	49.7	55.1	74.0	18.9	Horizontal
12400.0	3.8	51.7	55.5	74.0	18.5	Vertical
12400.0	2.2	52.7	54.9	74.0	19.1	Horizontal

Result of Tx mode (2480.0 MHz) ($\pi/4$ -DQPSK mode) (Above 1GHz): Pass

Field Strength of Spurious Emissions						
Average Value						
Frequency MHz	Measured Level @3m dBuV	Correction Factor dB/m	Field Strength dBuV/m	Limit @3m dBuV/m	Margin dBuV/m	E-Field Polarity
4960.0	1.1	41.4	42.5	54.0	11.5	Vertical
4960.0	-0.4	42.7	42.3	54.0	11.7	Horizontal
7440.0	-4.2	45.6	41.4	54.0	12.6	Vertical
7440.0	-5.3	46.5	41.2	54.0	12.8	Horizontal
9920.0	-7.8	48.6	40.8	54.0	13.2	Vertical
9920.0	-8.4	49.7	41.3	54.0	12.7	Horizontal
12400.0	-10.0	51.7	41.7	54.0	12.3	Vertical
12400.0	-12.2	52.7	40.5	54.0	13.5	Horizontal

The Hong Kong Standards and Testing Centre Ltd.

10 Dai Wang Street, Taipo Industrial Estate, N.T., Hong Kong

Tel: (852) 2666 1888 Fax: (852) 2664 4353 Homepage: www.hkstc.org E-mail: hkstc@hkstc.org

This report shall not be reproduced unless with prior written approval from The Hong Kong Standards and Testing Centre Ltd
For Conditions of Issuance of this test report, please refer to the overleaf or Homepage



STC Test Report

Date: 2013-10-18

Page 21 of 94

No.: DM112935

Result of Tx mode (2402.0 MHz) (8DPSK) (9kHz – 30MHz): Pass

Field Strength of Spurious Emissions Average Value						
Frequency MHz	Measured Level dB μ V	Correction Factor dB/m	Field Strength dB μ V/m	Field Strength μ V/m	Limit μ V/m	E-Field Polarity
Emissions detected are more than 20 dB below the FCC Limits						

Result of Tx mode (2402.0 MHz) (8DPSK) (30MHz – 1GHz): Pass

Field Strength of Spurious Emissions Average Value						
Frequency MHz	Measured Level dB μ V	Correction Factor dB/m	Field Strength dB μ V/m	Field Strength μ V/m	Limit μ V/m	E-Field Polarity
Emissions detected are more than 20 dB below the FCC Limits						

Result of Tx mode (2402.0 MHz) (8DPSK) (Above 1GHz): Pass

Field Strength of Spurious Emissions Peak Value						
Frequency MHz	Measured Level @ 3m dB μ V	Correction Factor dB/m	Field Strength dB μ V/m	Limit @ 3m dB μ V/m	Margin dB μ V/m	E-Field Polarity
4804.0	15.6	41.5	57.1	74.0	16.9	Vertical
4804.0	13.2	42.4	55.6	74.0	18.4	Horizontal
7206.0	9.7	45.1	54.8	74.0	19.2	Vertical
7206.0	8.9	46.2	55.1	74.0	18.9	Horizontal
9608.0	7.9	48.0	55.9	74.0	18.1	Vertical
9608.0	6.4	48.8	55.2	74.0	18.8	Horizontal
12010.0	3.1	51.8	54.9	74.0	19.1	Vertical
12010.0	2.8	52.4	55.2	74.0	18.8	Horizontal

The Hong Kong Standards and Testing Centre Ltd.

10 Dai Wang Street, Taipo Industrial Estate, N.T., Hong Kong

Tel: (852) 2666 1888 Fax: (852) 2664 4353 Homepage: www.hkstc.org E-mail: hkstc@hkstc.org

This report shall not be reproduced unless with prior written approval from The Hong Kong Standards and Testing Centre Ltd
For Conditions of Issuance of this test report, please refer to the overleaf or Homepage



STC Test Report

Date: 2013-10-18

Page 22 of 94

No.: DM112935

Result of Tx mode (2402.0 MHz) (8DPSK) (Above 1GHz): Pass

Field Strength of Spurious Emissions Average Value						
Frequency MHz	Measured Level @3m dBuV	Correction Factor dB/m	Field Strength dBuV/m	Limit @3m dBuV/m	Margin dBuV/m	E-Field Polarity
4804.0	1.7	41.5	43.2	54.0	10.8	Vertical
4804.0	0.0	42.4	42.4	54.0	11.6	Horizontal
7206.0	-4.2	45.1	40.9	54.0	13.1	Vertical
7206.0	-4.6	46.2	41.6	54.0	12.4	Horizontal
9608.0	-6.2	48.0	41.8	54.0	12.2	Vertical
9608.0	-7.2	48.8	41.6	54.0	12.4	Horizontal
12010.0	-10.1	51.8	41.7	54.0	12.3	Vertical
12010.0	-9.6	52.4	42.8	54.0	11.2	Horizontal

Result of Tx mode (2441.0 MHz) (8DPSK) (9kHz – 30MHz): Pass

Field Strength of Spurious Emissions Average Value						
Frequency MHz	Measured Level dBuV	Correction Factor dB/m	Field Strength dBuV/m	Field Strength uV/m	Limit uV/m	E-Field Polarity
Emissions detected are more than 20 dB below the FCC Limits						

Results of Tx mode (2441.0 MHz) (8DPSK) (30MHz – 1000MHz): PASS

Field Strength of Spurious Emissions Average Value						
Frequency MHz	Measured Level dBuV	Correction Factor dB/m	Field Strength dBuV/m	Field Strength uV/m	Limit uV/m	E-Field Polarity
Emissions detected are more than 20 dB below the FCC Limits						

The Hong Kong Standards and Testing Centre Ltd.

10 Dai Wang Street, Taipo Industrial Estate, N.T., Hong Kong

Tel: (852) 2666 1888 Fax: (852) 2664 4353 Homepage: www.hkstc.org E-mail: hkstc@hkstc.org

This report shall not be reproduced unless with prior written approval from The Hong Kong Standards and Testing Centre Ltd
For Conditions of Issuance of this test report, please refer to the overleaf or Homepage



STC Test Report

Date: 2013-10-18

Page 23 of 94

No.: DM112935

Result of Tx mode (2441.0 MHz) (8DPSK) (Above 1GHz): Pass

Field Strength of Spurious Emissions						
Peak Value						
Frequency MHz	Measured Level @3m dBuV	Correction Factor dB/m	Field Strength dBuV/m	Limit @3m dBuV/m	Margin dBuV/m	E-Field Polarity
4882.0	15.3	41.6	56.9	74.0	17.1	Vertical
4882.0	12.9	42.5	55.4	74.0	18.6	Horizontal
7323.0	10.0	45.2	55.2	74.0	18.8	Vertical
7323.0	8.5	46.3	54.8	74.0	19.2	Horizontal
9764.0	7.4	48.1	55.5	74.0	18.5	Vertical
9764.0	5.9	48.9	54.8	74.0	19.2	Horizontal
12205.0	3.5	51.6	55.1	74.0	18.9	Vertical
12205.0	3.2	52.5	55.7	74.0	18.3	Horizontal

Result of Tx mode (2441.0 MHz) (8DPSK) (Above 1GHz): Pass

Field Strength of Spurious Emissions						
Average Value						
Frequency MHz	Measured Level @3m dBuV	Correction Factor dB/m	Field Strength dBuV/m	Limit @3m dBuV/m	Margin dBuV/m	E-Field Polarity
4882.0	1.2	41.6	42.8	54.0	11.2	Vertical
4882.0	-1.3	42.5	41.2	54.0	12.8	Horizontal
7323.0	-4.0	45.2	41.2	54.0	12.8	Vertical
7323.0	-5.4	46.3	40.9	54.0	13.1	Horizontal
9764.0	-6.7	48.1	41.4	54.0	12.6	Vertical
9764.0	-7.6	48.9	41.3	54.0	12.7	Horizontal
12205.0	-10.4	51.6	41.2	54.0	12.8	Vertical
12205.0	-10.3	52.5	42.2	54.0	11.8	Horizontal

The Hong Kong Standards and Testing Centre Ltd.

10 Dai Wang Street, Taipo Industrial Estate, N.T., Hong Kong

Tel: (852) 2666 1888 Fax: (852) 2664 4353 Homepage: www.hkstc.org E-mail: hkstc@hkstc.org

This report shall not be reproduced unless with prior written approval from The Hong Kong Standards and Testing Centre Ltd
For Conditions of Issuance of this test report, please refer to the overleaf or Homepage



STC Test Report

Date: 2013-10-18

Page 24 of 94

No.: DM112935

Result of Tx mode (2480.0 MHz) (8DPSK) (9kHz – 30MHz): Pass

Field Strength of Spurious Emissions						
Average Value						
Frequency MHz	Measured Level dBμV	Correction Factor dB/m	Field Strength dBμV/m	Field Strength μV/m	Limit μV/m	E-Field Polarity
Emissions detected are more than 20 dB below the FCC Limits						

Results of Tx mode (2480.0 MHz) (8DPSK) (30MHz – 1000MHz): PASS

Field Strength of Spurious Emissions						
Average Value						
Frequency MHz	Measured Level dBμV	Correction Factor dB/m	Field Strength dBμV/m	Field Strength μV/m	Limit μV/m	E-Field Polarity
Emissions detected are more than 20 dB below the FCC Limits						

Result of Tx mode (2480.0 MHz) (8DPSK) (Above 1GHz): Pass

Field Strength of Spurious Emissions						
Peak Value						
Frequency MHz	Measured Level @3m dBuV	Correction Factor dB/m	Field Strength dBuV/m	Limit @3m dBuV/m	Margin dBuV/m	E-Field Polarity
4960.0	15.1	41.4	56.5	74.0	17.5	Vertical
4960.0	13.1	42.7	55.8	74.0	18.2	Horizontal
7440.0	9.4	45.6	55.0	74.0	19.0	Vertical
7440.0	3.5	46.5	50.0	74.0	24.0	Horizontal
9920.0	7.5	48.6	56.1	74.0	17.9	Vertical
9920.0	6.0	49.7	55.7	74.0	18.3	Horizontal
12400.0	3.9	51.7	55.6	74.0	18.4	Vertical
12400.0	2.5	52.7	55.2	74.0	18.8	Horizontal

The Hong Kong Standards and Testing Centre Ltd.

10 Dai Wang Street, Taipo Industrial Estate, N.T., Hong Kong

Tel: (852) 2666 1888 Fax: (852) 2664 4353 Homepage: www.hkstc.org E-mail: hkstc@hkstc.org

This report shall not be reproduced unless with prior written approval from The Hong Kong Standards and Testing Centre Ltd
For Conditions of Issuance of this test report, please refer to the overleaf or Homepage



STC Test Report

Date: 2013-10-18

Page 25 of 94

No.: DM112935

Result of Tx mode (2480.0 MHz) (8DPSK) (Above 1GHz): Pass

Field Strength of Spurious Emissions Average Value						
Frequency MHz	Measured Level @3m dBuV	Correction Factor dB/m	Field Strength dBuV/m	Limit @3m dBuV/m	Margin dBuV/m	E-Field Polarity
4960.0	1.2	41.4	42.6	54.0	11.4	Vertical
4960.0	-1.0	42.7	41.7	54.0	12.3	Horizontal
7440.0	-4.3	45.6	41.3	54.0	12.7	Vertical
7440.0	-5.1	46.5	41.4	54.0	12.6	Horizontal
9920.0	-6.4	48.6	42.2	54.0	11.8	Vertical
9920.0	-7.8	49.7	41.9	54.0	12.1	Horizontal
12400.0	-10.6	51.7	41.1	54.0	12.9	Vertical
12400.0	-11.2	52.7	41.5	54.0	12.5	Horizontal

Remarks:

* Denotes restricted band of operation.

Measurements were made using a peak detector. Any emission less than 1000MHz and falling within the restricted bands of FCC Rules Part 15 Section 15.205 and the limits of FCC Rules Part 15 Section 15.209 were applied.

Correction Factor included Antenna Factor and Cable Attenuation.

Calculated measurement uncertainty: (9kHz - 30MHz): 3.3dB

(30MHz - 1GHz): 4.6dB

(1GHz - 26GHz): 4.4dB

Emissions in the vertical and horizontal polarizations have been investigated and the worst-case test results are recorded in this report.

The Hong Kong Standards and Testing Centre Ltd.

10 Dai Wang Street, Taipo Industrial Estate, N.T., Hong Kong

Tel: (852) 2666 1888 Fax: (852) 2664 4353 Homepage: www.hkstc.org E-mail: hkstc@hkstc.org



STC Test Report

Date: 2013-10-18

Page 26 of 94

No.: DM112935

Limits for Radiated Emissions [FCC 47 CFR 15.209 Class B]:

Frequency Range	Quasi-Peak Limits
[MHz]	[$\mu\text{V/m}$]
0.009-0.490	2400/F (kHz)
0.490-1.705	24000/F (kHz)
1.705-30	30
30-88	100
88-216	150
216-960	200
Above960	500

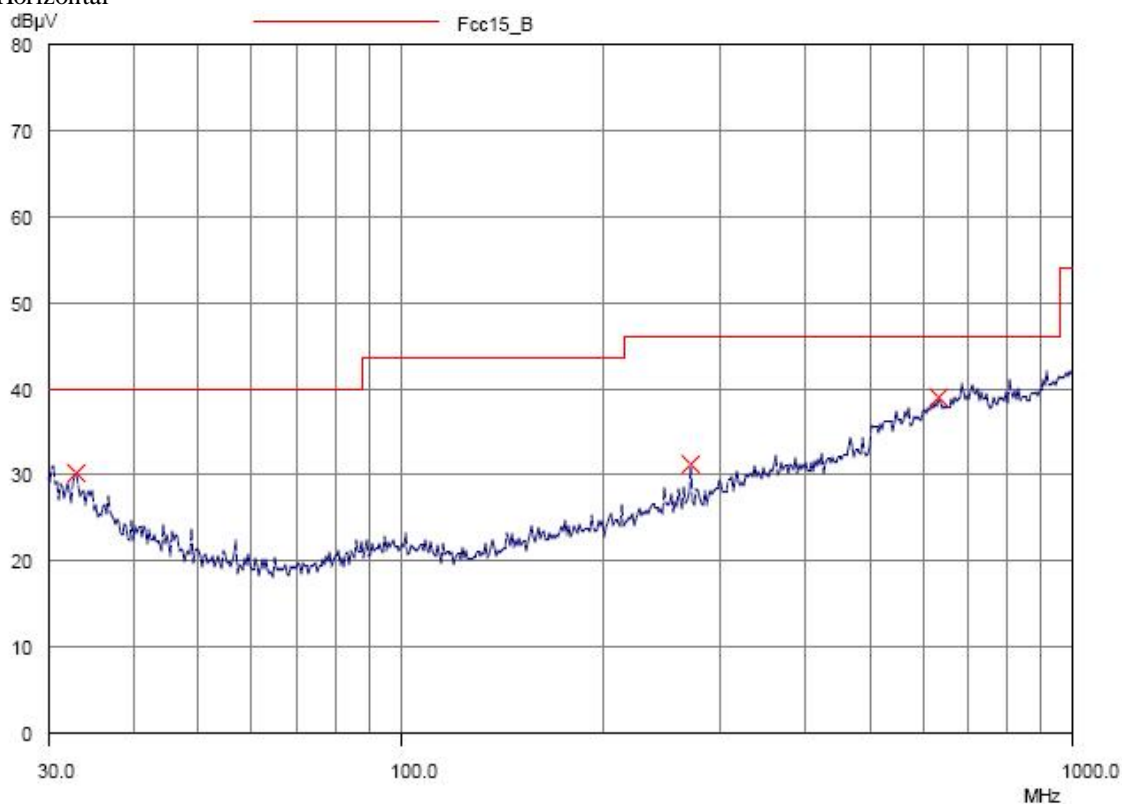
The emission limits shown in the above table are based on measurement employing a CISPR quasi-peak detector and above 1000MHz are based on measurements employing an average detector.

Result of Bluetooth Communication mode (EUT paired with iPod, operated by battery)

(GFSK / $\pi/4$ -DQPSK/ 8DPSK) (30MHz – 1GHz): Pass

Please refer to the following table for result details

Horizontal



The Hong Kong Standards and Testing Centre Ltd.

10 Dai Wang Street, Taipo Industrial Estate, N.T., Hong Kong

Tel: (852) 2666 1888 Fax: (852) 2664 4353 Homepage: www.hkstc.org E-mail: hkstc@hkstc.org

This report shall not be reproduced unless with prior written approval from The Hong Kong Standards and Testing Centre Ltd
For Conditions of Issuance of this test report, please refer to the overleaf or Homepage



STC Test Report

Date: 2013-10-18

Page 27 of 94

No.: DM112935

Result of Bluetooth Communication mode (EUT paired with iPod, operated by battery)

(GFSK / $\pi/4$ -DQPSK/ 8DPSK) (30MHz – 1GHz): Pass

Radiated Emissions Quasi-Peak					
Emission Frequency MHz	E-Field Polarity	Level @3m dB μ V/m	Limit @3m dB μ V/m	Level @3m μ V/m	Limit @3m μ V/m
33.0	Horizontal	30.2	40.0	32.4	100
270.4	Horizontal	31.3	46.0	36.7	200
633.1	Horizontal	39.1	46.0	90.2	200

The Hong Kong Standards and Testing Centre Ltd.

10 Dai Wang Street, Taipo Industrial Estate, N.T., Hong Kong

Tel: (852) 2666 1888 Fax: (852) 2664 4353 Homepage: www.hkstc.org E-mail: hkstc@hkstc.org

This report shall not be reproduced unless with prior written approval from The Hong Kong Standards and Testing Centre Ltd
For Conditions of Issuance of this test report, please refer to the overleaf or Homepage



STC Test Report

Date: 2013-10-18

Page 28 of 94

No.: DM112935

Limits for Radiated Emissions [FCC 47 CFR 15.209 Class B]:

Frequency Range	Quasi-Peak Limits
[MHz]	[$\mu\text{V/m}$]
0.009-0.490	2400/F (kHz)
0.490-1.705	24000/F (kHz)
1.705-30	30
30-88	100
88-216	150
216-960	200
Above 960	500

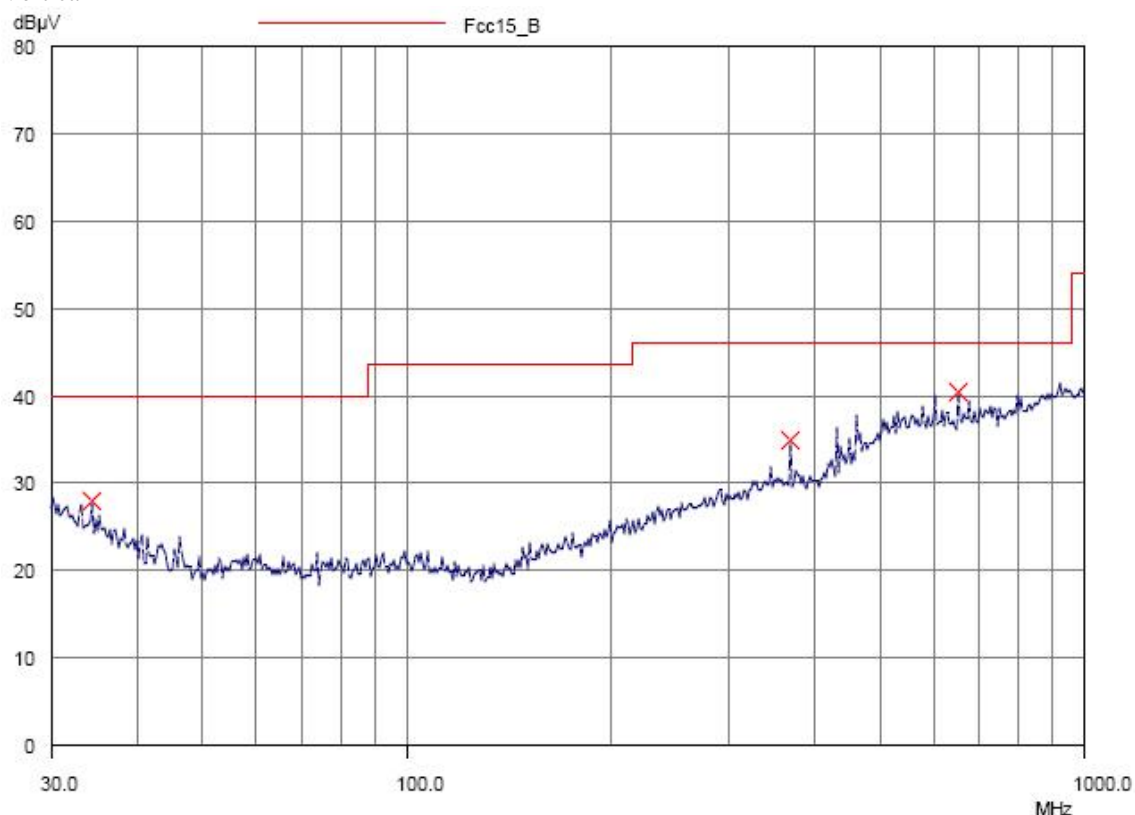
The emission limits shown in the above table are based on measurement employing a CISPR quasi-peak detector and above 1000MHz are based on measurements employing an average detector.

Result of Bluetooth Communication mode (EUT paired with iPod, operated by battery)

(GFSK / $\pi/4$ -DQPSK / 8DPSK) (30MHz – 1GHz): Pass

Please refer to the following table for result details

Vertical



The Hong Kong Standards and Testing Centre Ltd.

10 Dai Wang Street, Taipo Industrial Estate, N.T., Hong Kong

Tel: (852) 2666 1888 Fax: (852) 2664 4353 Homepage: www.hkstc.org E-mail: hkstc@hkstc.org

This report shall not be reproduced unless with prior written approval from The Hong Kong Standards and Testing Centre Ltd
For Conditions of Issuance of this test report, please refer to the overleaf or Homepage



STC Test Report

Date: 2013-10-18

Page 29 of 94

No.: DM112935

Result of Bluetooth Communication mode (EUT paired with iPod, operated by battery)

(GFSK / $\pi/4$ -DQPSK/ 8DPSK) (30MHz – 1GHz): Pass

Radiated Emissions Quasi-Peak					
Emission Frequency MHz	E-Field Polarity	Level @3m dB μ V/m	Limit @3m dB μ V/m	Level @3m μ V/m	Limit @3m μ V/m
34.5	Vertical	28.0	40.0	25.1	100
368.7	Vertical	34.9	46.0	55.6	200
651.4	Vertical	40.6	46.0	107.2	200

The Hong Kong Standards and Testing Centre Ltd.

10 Dai Wang Street, Taipo Industrial Estate, N.T., Hong Kong

Tel: (852) 2666 1888 Fax: (852) 2664 4353 Homepage: www.hkstc.org E-mail: hkstc@hkstc.org

This report shall not be reproduced unless with prior written approval from The Hong Kong Standards and Testing Centre Ltd
For Conditions of Issuance of this test report, please refer to the overleaf or Homepage



STC Test Report

Date: 2013-10-18

Page 30 of 94

No.: DM112935

Limits for Radiated Emissions [FCC 47 CFR 15.209 Class B]:

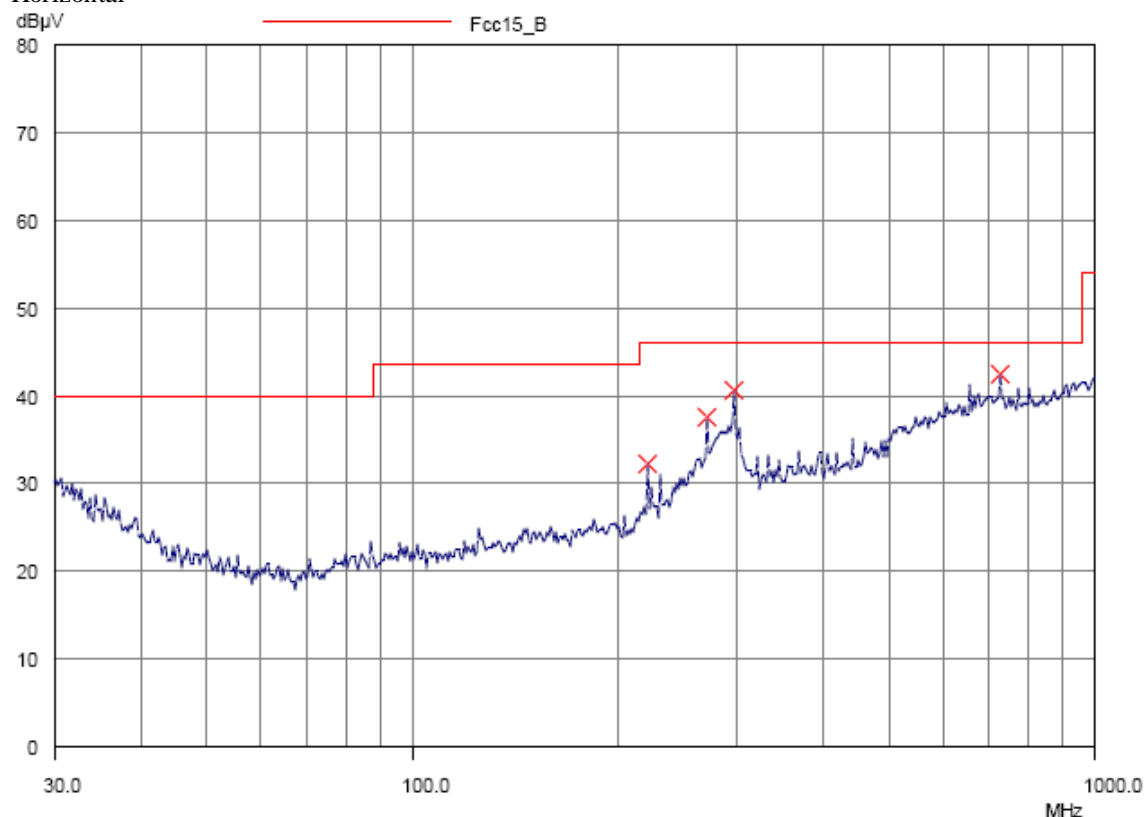
Frequency Range	Quasi-Peak Limits
[MHz]	[$\mu\text{V/m}$]
0.009-0.490	2400/F (kHz)
0.490-1.705	24000/F (kHz)
1.705-30	30
30-88	100
88-216	150
216-960	200
Above960	500

The emission limits shown in the above table are based on measurement employing a CISPR quasi-peak detector and above 1000MHz are based on measurements employing an average detector.

Result of Bluetooth Communication mode (EUT paired with iPod) (GFSK / $\pi/4$ -DQPSK/ 8DPSK) (30MHz – 1GHz): Pass

Please refer to the following table for result details

Horizontal



The Hong Kong Standards and Testing Centre Ltd.

10 Dai Wang Street, Taipo Industrial Estate, N.T., Hong Kong
Tel: (852) 2666 1888 Fax: (852) 2664 4353 Homepage: www.hkstc.org E-mail: hkstc@hkstc.org

This report shall not be reproduced unless with prior written approval from The Hong Kong Standards and Testing Centre Ltd
For Conditions of Issuance of this test report, please refer to the overleaf or Homepage



STC Test Report

Date: 2013-10-18

Page 31 of 94

No.: DM112935

Result of Bluetooth Communication mode (EUT paired with iPod, charging with adaptor)
(GFSK / $\pi/4$ -DQPSK/ 8DPSK) (30MHz – 1GHz): Pass

Radiated Emissions					
Quasi-Peak					
Emission Frequency MHz	E-Field Polarity	Level @3m dB μ V/m	Limit @3m dB μ V/m	Level @3m μ V/m	Limit @3m μ V/m
221.3	Horizontal	32.3	46.0	41.2	200
270.4	Horizontal	37.7	46.0	77.1	200
294.9	Horizontal	36.6	46.0	67.6	200
725.1	Horizontal	40.0	46.0	100.0	200

The Hong Kong Standards and Testing Centre Ltd.

10 Dai Wang Street, Taipo Industrial Estate, N.T., Hong Kong

Tel: (852) 2666 1888 Fax: (852) 2664 4353 Homepage: www.hkstc.org E-mail: hkstc@hkstc.org

This report shall not be reproduced unless with prior written approval from The Hong Kong Standards and Testing Centre Ltd
For Conditions of Issuance of this test report, please refer to the overleaf or Homepage



STC Test Report

Date: 2013-10-18

Page 32 of 94

No.: DM112935

Limits for Radiated Emissions [FCC 47 CFR 15.209 Class B]:

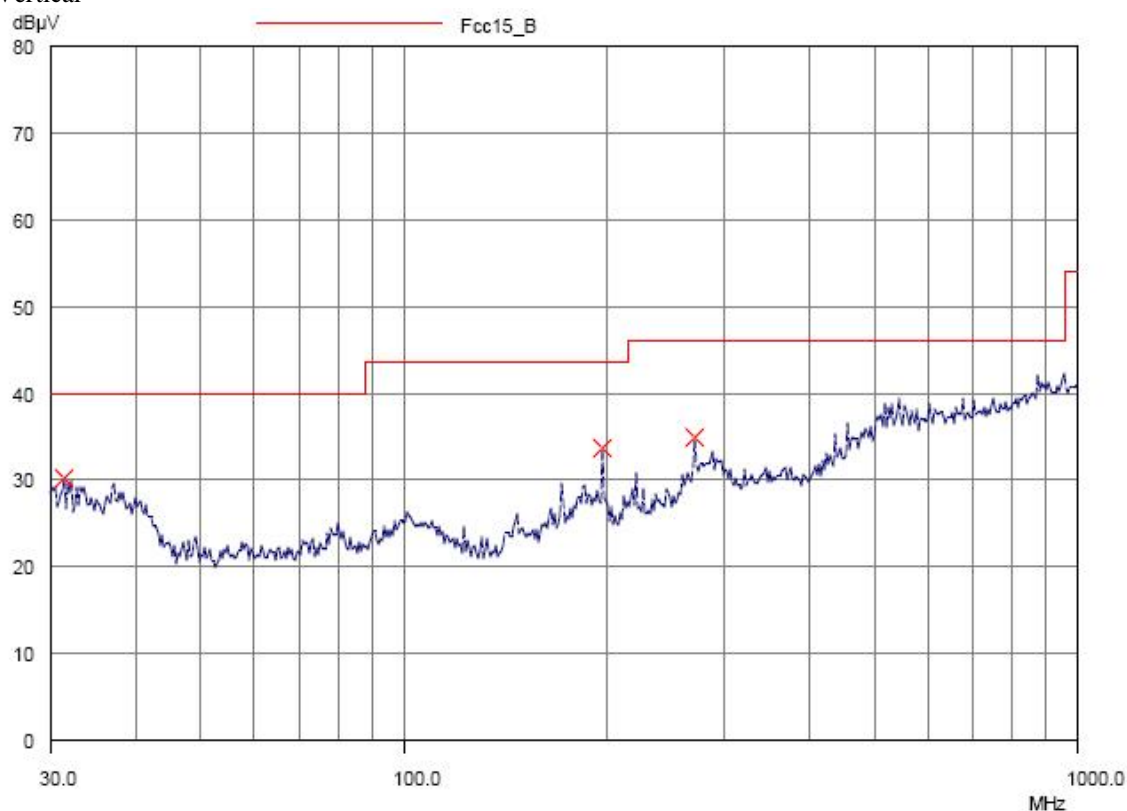
Frequency Range	Quasi-Peak Limits
[MHz]	[$\mu\text{V/m}$]
0.009-0.490	2400/F (kHz)
0.490-1.705	24000/F (kHz)
1.705-30	30
30-88	100
88-216	150
216-960	200
Above 960	500

The emission limits shown in the above table are based on measurement employing a CISPR quasi-peak detector and above 1000MHz are based on measurements employing an average detector.

Result of Bluetooth Communication mode (EUT paired with iPod, charging with adaptor) (GFSK / $\pi/4$ -DQPSK / 8DPSK) (30MHz – 1GHz): Pass

Please refer to the following table for result details

Vertical



The Hong Kong Standards and Testing Centre Ltd.

10 Dai Wang Street, Taipo Industrial Estate, N.T., Hong Kong
Tel: (852) 2666 1888 Fax: (852) 2664 4353 Homepage: www.hkstc.org E-mail: hkstc@hkstc.org

This report shall not be reproduced unless with prior written approval from The Hong Kong Standards and Testing Centre Ltd
For Conditions of Issuance of this test report, please refer to the overleaf or Homepage



STC Test Report

Date: 2013-10-18

Page 33 of 94

No.: DM112935

Result of Bluetooth Communication mode (EUT paired with iPod, charging with adaptor)
(GFSK / $\pi/4$ -DQPSK/ 8DPSK) (30MHz – 1GHz): Pass

Radiated Emissions					
Quasi-Peak					
Emission Frequency MHz	E-Field Polarity	Level @3m dB μ V/m	Limit @3m dB μ V/m	Level @3m μ V/m	Limit @3m μ V/m
31.3	Vertical	30.3	40.0	32.7	100
196.6	Vertical	33.8	43.5	49.0	150
270.4	Vertical	35.1	46.0	56.9	200

The Hong Kong Standards and Testing Centre Ltd.

10 Dai Wang Street, Taipo Industrial Estate, N.T., Hong Kong

Tel: (852) 2666 1888 Fax: (852) 2664 4353 Homepage: www.hkstc.org E-mail: hkstc@hkstc.org

This report shall not be reproduced unless with prior written approval from The Hong Kong Standards and Testing Centre Ltd
For Conditions of Issuance of this test report, please refer to the overleaf or Homepage



STC Test Report

Date: 2013-10-18

Page 34 of 94

No.: DM112935

Limits for Radiated Emissions [FCC 47 CFR 15.209 Class B]:

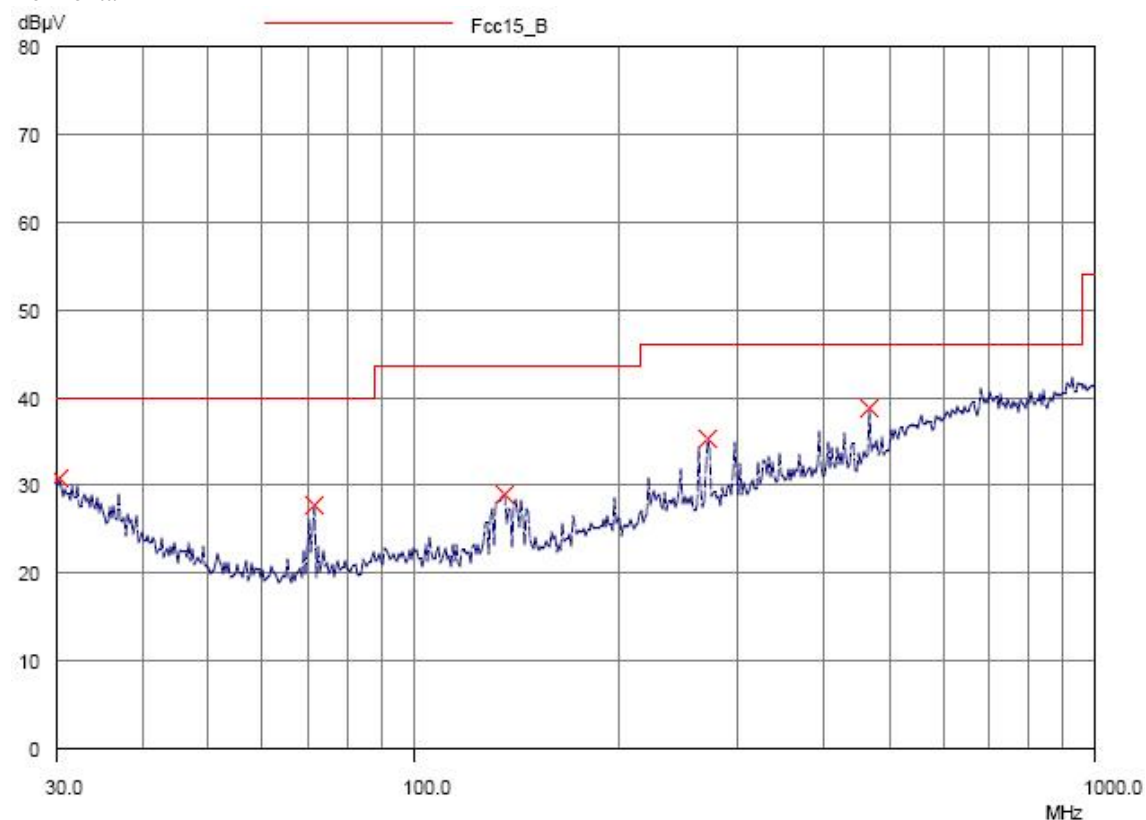
Frequency Range	Quasi-Peak Limits
[MHz]	[$\mu\text{V/m}$]
0.009-0.490	2400/F (kHz)
0.490-1.705	24000/F (kHz)
1.705-30	30
30-88	100
88-216	150
216-960	200
Above960	500

The emission limits shown in the above table are based on measurement employing a CISPR quasi-peak detector and above 1000MHz are based on measurements employing an average detector.

Result of Bluetooth Communication mode (EUT paired with iPod, charging with adaptor) (GFSK / $\pi/4$ -DQPSK/ 8DPSK) (30MHz – 1GHz): Pass

Please refer to the following table for result details

Horizontal



The Hong Kong Standards and Testing Centre Ltd.

10 Dai Wang Street, Taipo Industrial Estate, N.T., Hong Kong
Tel: (852) 2666 1888 Fax: (852) 2664 4353 Homepage: www.hkstc.org E-mail: hkstc@hkstc.org

This report shall not be reproduced unless with prior written approval from The Hong Kong Standards and Testing Centre Ltd
For Conditions of Issuance of this test report, please refer to the overleaf or Homepage



STC Test Report

Date: 2013-10-18

Page 35 of 94

No.: DM112935

Result of Bluetooth Communication mode (EUT paired with iPod, charging with adaptor)
(GFSK / $\pi/4$ -DQPSK/ 8DPSK) (30MHz – 1GHz): Pass

Radiated Emissions					
Quasi-Peak					
Emission Frequency MHz	E-Field Polarity	Level @3m dB μ V/m	Limit @3m dB μ V/m	Level @3m μ V/m	Limit @3m μ V/m
30.2	Horizontal	31.0	40.0	35.5	100
71.6	Horizontal	27.8	40.0	24.5	100
137.1	Horizontal	29.0	43.5	28.2	150
270.4	Horizontal	35.5	46.0	59.6	200
467.1	Horizontal	38.9	46.0	88.1	200

The Hong Kong Standards and Testing Centre Ltd.

10 Dai Wang Street, Taipo Industrial Estate, N.T., Hong Kong

Tel: (852) 2666 1888 Fax: (852) 2664 4353 Homepage: www.hkstc.org E-mail: hkstc@hkstc.org

This report shall not be reproduced unless with prior written approval from The Hong Kong Standards and Testing Centre Ltd
For Conditions of Issuance of this test report, please refer to the overleaf or Homepage



STC Test Report

Date: 2013-10-18

Page 36 of 94

No.: DM112935

Limits for Radiated Emissions [FCC 47 CFR 15.209 Class B]:

Frequency Range	Quasi-Peak Limits
[MHz]	[$\mu\text{V/m}$]
0.009-0.490	2400/F (kHz)
0.490-1.705	24000/F (kHz)
1.705-30	30
30-88	100
88-216	150
216-960	200
Above 960	500

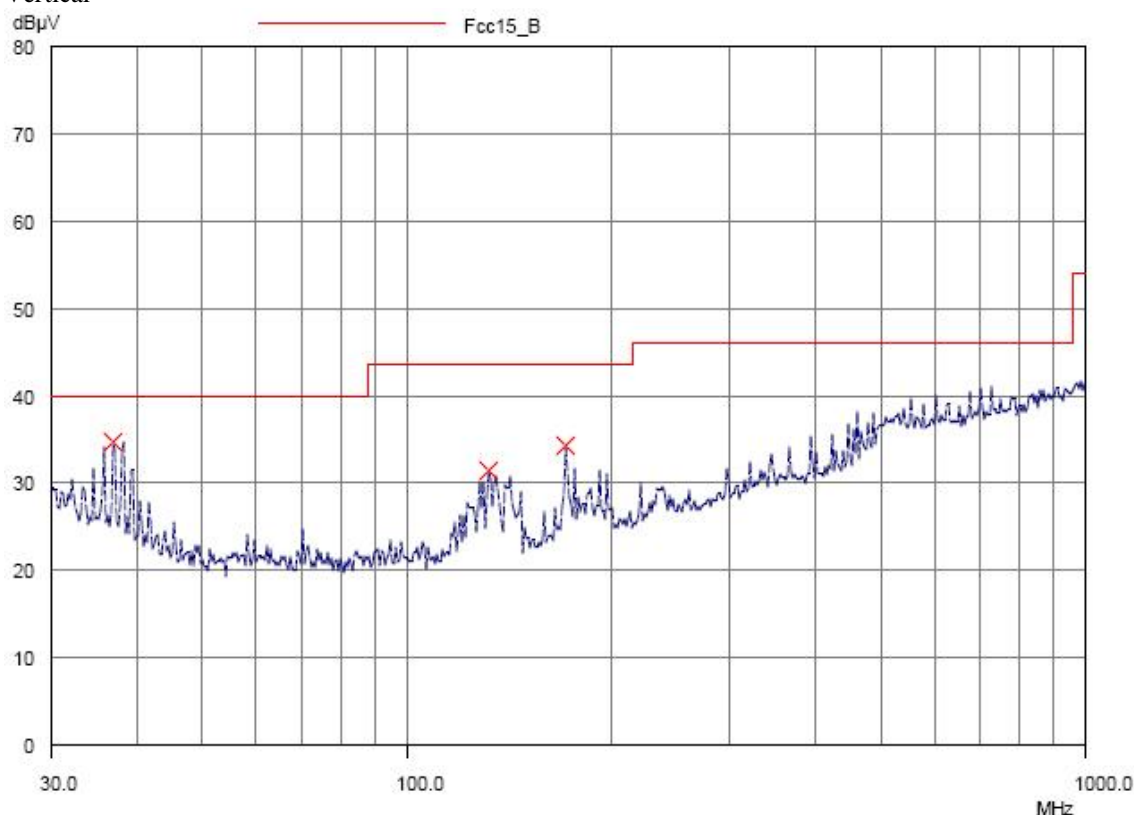
The emission limits shown in the above table are based on measurement employing a CISPR quasi-peak detector and above 1000MHz are based on measurements employing an average detector.

Result of Bluetooth Communication mode (EUT paired with iPod, Charging with PC)

(GFSK / $\pi/4$ -DQPSK/ 8DPSK) (30MHz – 1GHz): Pass

Please refer to the following table for result details

Vertical



The Hong Kong Standards and Testing Centre Ltd.

10 Dai Wang Street, Taipo Industrial Estate, N.T., Hong Kong

Tel: (852) 2666 1888 Fax: (852) 2664 4353 Homepage: www.hkstc.org E-mail: hkstc@hkstc.org

This report shall not be reproduced unless with prior written approval from The Hong Kong Standards and Testing Centre Ltd
For Conditions of Issuance of this test report, please refer to the overleaf or Homepage



STC Test Report

Date: 2013-10-18

Page 37 of 94

No.: DM112935

Result of Bluetooth Communication mode (EUT paired with iPod, Charging with PC)

(GFSK / $\pi/4$ -DQPSK/ 8DPSK) (30MHz – 1GHz): Pass

Radiated Emissions Quasi-Peak					
Emission Frequency MHz	E-Field Polarity	Level @3m dB μ V/m	Limit @3m dB μ V/m	Level @3m μ V/m	Limit @3m μ V/m
37.1	Vertical	34.6	40.0	53.7	100
132.6	Vertical	31.4	43.5	37.2	150
172.1	Vertical	34.1	43.5	50.7	150

Remarks:

Calculated measurement uncertainty (30MHz – 1GHz): 4.6dB

Emissions in the vertical and horizontal polarizations have been investigated and the worst -case test results are recorded in this report.

The Hong Kong Standards and Testing Centre Ltd.

10 Dai Wang Street, Taipo Industrial Estate, N.T., Hong Kong

Tel: (852) 2666 1888 Fax: (852) 2664 4353 Homepage: www.hkstc.org E-mail: hkstc@hkstc.org

This report shall not be reproduced unless with prior written approval from The Hong Kong Standards and Testing Centre Ltd
For Conditions of Issuance of this test report, please refer to the overleaf or Homepage



STC Test Report

Date: 2013-10-18

Page 38 of 94

No.: DM112935

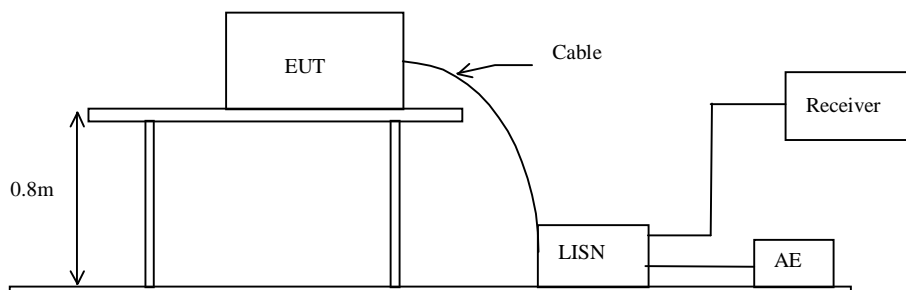
3.1.3 AC Mains Conducted Emissions (0.15MHz to 30MHz)

Test Requirement:	FCC 47CFR 15.207
Test Method:	ANSI C63.4:2009
Test Date:	2013-10-09
Mode of Operation:	Bluetooth Communication mode
Test Voltage:	117Va.c., 60Hz

Test Method:

The test was performed in accordance with ANSI C63.4: 2009, with the following: an initial measurement was performed in peak and average detection mode on the live line, any emissions recorded within 30dB of the relevant limit line were re-measured using quasi-peak and average detection on the live and neutral lines with the worst case recorded in the table of results.

Test Setup:



The Hong Kong Standards and Testing Centre Ltd.

10 Dai Wang Street, Taipo Industrial Estate, N.T., Hong Kong

Tel: (852) 2666 1888 Fax: (852) 2664 4353 Homepage: www.hkstc.org E-mail: hkstc@hkstc.org

This report shall not be reproduced unless with prior written approval from The Hong Kong Standards and Testing Centre Ltd
For Conditions of Issuance of this test report, please refer to the overleaf or Homepage



STC Test Report

Date: 2013-10-18

Page 39 of 94

No.: DM112935

Limit for Conducted Emissions (FCC 47 CFR 15.207):

Frequency Range [MHz]	Quasi-Peak Limits [dBμV]	Average [dBμV]
0.15-0.5	66 to 56*	56 to 46*
0.5-5.0	56	46
5.0-30.0	60	50

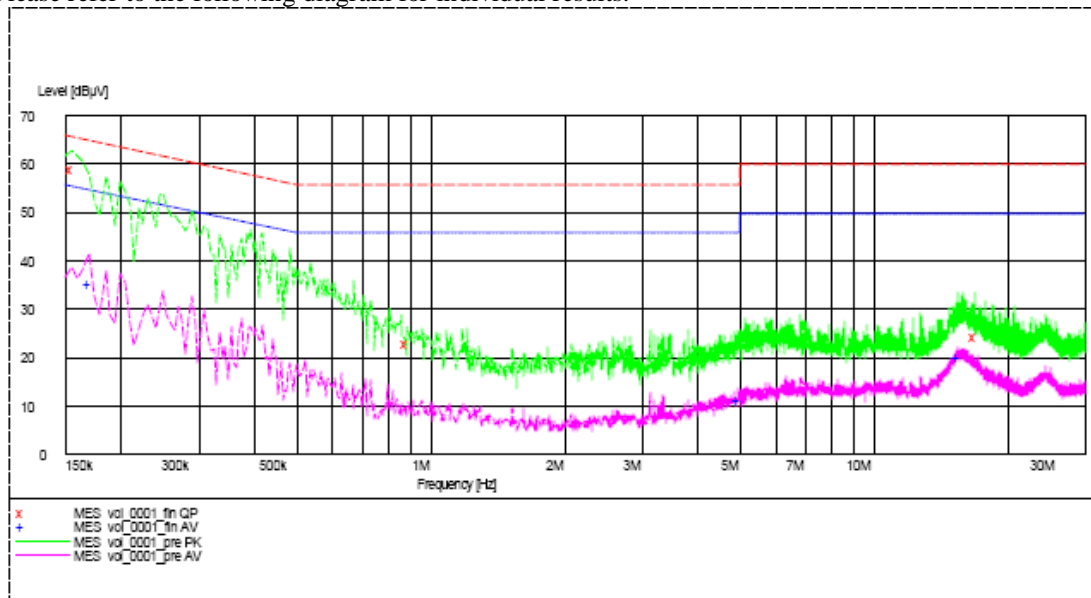
* Decreases with the logarithm of the frequency.

Limits for Conducted Emissions Test, please refer to limit lines (Quasi-Peak and Average) in the following diagram.

Results of Bluetooth Communication mode (EUT paired with iPod, charging with adaptor)

(L): PASS

Please refer to the following diagram for individual results.



Conductor Live or Neutral	Frequency MHz	Quasi-peak		Average	
		Level dBμV	Limit dBμV	Level dBμV	Limit dBμV
Live	0.170	-*-	-*-	35.4	55.0
Live	4.940	-*-	-*-	11.4	46.0
Live	15.530	-*-	-*-	20.3	50.0
Live	0.155	58.9	66.0	-*-	-*-
Live	0.890	22.8	56.0	-*-	-*-
Live	16.885	24.5	60.0	-*-	-*-

The Hong Kong Standards and Testing Centre Ltd.

10 Dai Wang Street, Taipo Industrial Estate, N.T., Hong Kong

Tel: (852) 2666 1888 Fax: (852) 2664 4353 Homepage: www.hkstc.org E-mail: hkstc@hkstc.org

This report shall not be reproduced unless with prior written approval from The Hong Kong Standards and Testing Centre Ltd
For Conditions of Issuance of this test report, please refer to the overleaf or Homepage



STC Test Report

Date: 2013-10-18

Page 40 of 94

No.: DM112935

Limit for Conducted Emissions (FCC 47 CFR 15.207):

Frequency Range [MHz]	Quasi-Peak Limits [dB μ V]	Average [dB μ V]
0.15-0.5	66 to 56*	56 to 46*
0.5-5.0	56	46
5.0-30.0	60	50

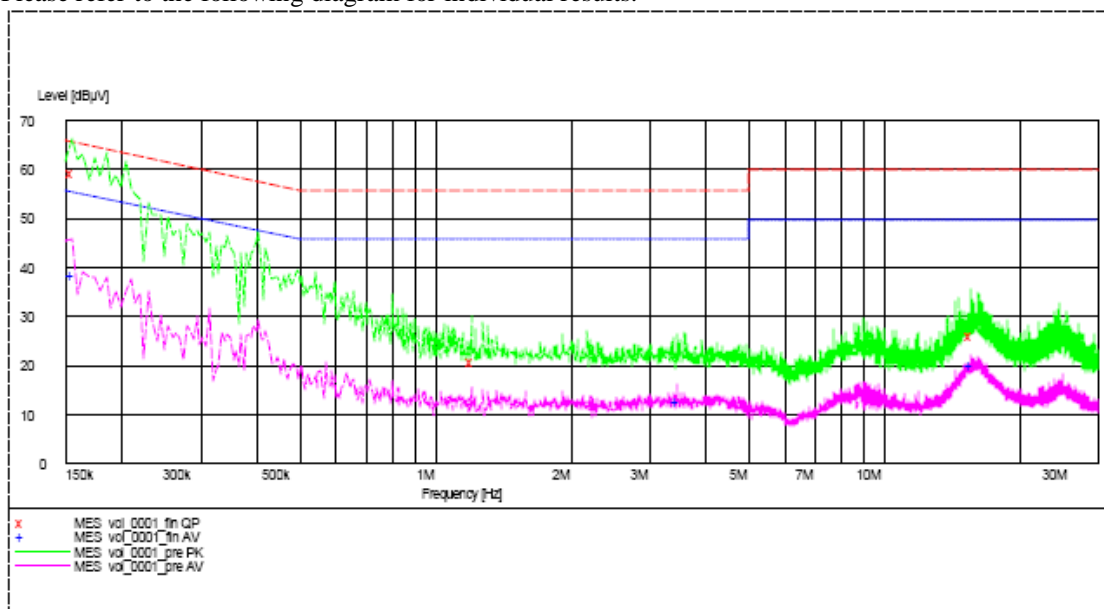
* Decreases with the logarithm of the frequency.

Limits for Conducted Emissions Test, please refer to limit lines (Quasi-Peak and Average) in the following diagram.

Results of Bluetooth Communication mode (EUT paired with iPod, charging with adaptor)

(N): PASS

Please refer to the following diagram for individual results.



Conductor Live or Neutral	Frequency MHz	Quasi-peak		Average	
		Level dB μ V	Limit dB μ V	Level dB μ V	Limit dB μ V
Neutral	0.155	59.4	66.0	38.5	56.0
Neutral	3.470	-*-	-*-	12.8	46.0
Neutral	15.685	26.3	60.0	20.0	50.0
Neutral	1.205	20.8	56.0	-*-	-*-

The Hong Kong Standards and Testing Centre Ltd.

10 Dai Wang Street, Taipo Industrial Estate, N.T., Hong Kong

Tel: (852) 2666 1888 Fax: (852) 2664 4353 Homepage: www.hkstc.org E-mail: hkstc@hkstc.org

This report shall not be reproduced unless with prior written approval from The Hong Kong Standards and Testing Centre Ltd
For Conditions of Issuance of this test report, please refer to the overleaf or Homepage



STC Test Report

Date: 2013-10-18

Page 41 of 94

No.: DM112935

Limit for Conducted Emissions (FCC 47 CFR 15.207):

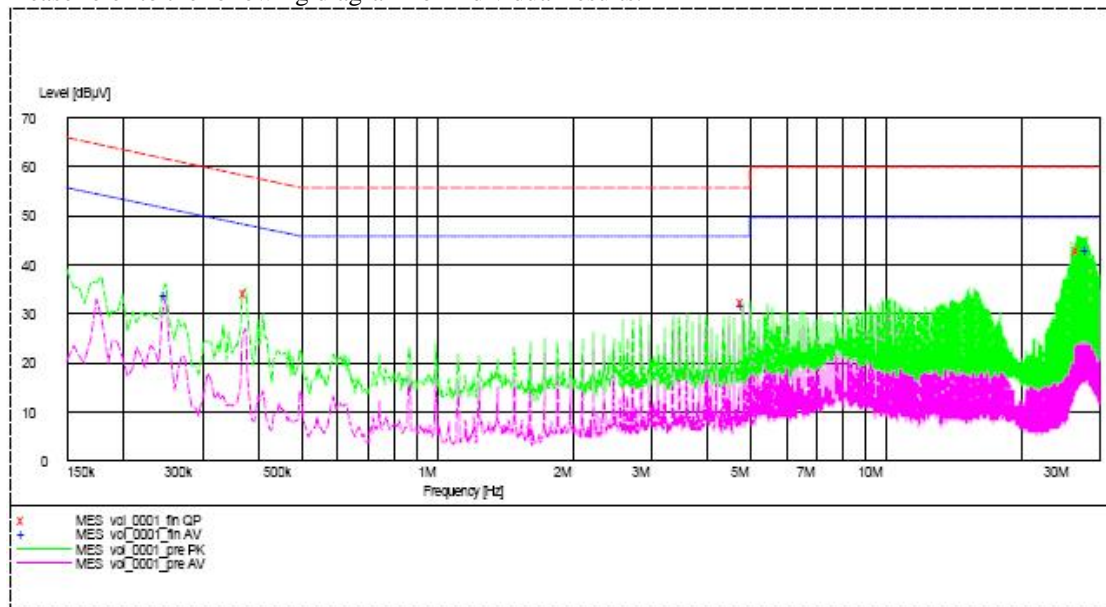
Frequency Range [MHz]	Quasi-Peak Limits [dBμV]	Average [dBμV]
0.15-0.5	66 to 56*	56 to 46*
0.5-5.0	56	46
5.0-30.0	60	50

* Decreases with the logarithm of the frequency.

Limits for Conducted Emissions Test, please refer to limit lines (Quasi-Peak and Average) in the following diagram.

Results of Bluetooth Communication mode (EUT paired with iPod, charging with PC) (L): PASS

Please refer to the following diagram for individual results.



Conductor Live or Neutral	Frequency MHz	Quasi-peak		Average	
		Level dBμV	Limit dBμV	Level dBμV	Limit dBμV
Live	0.250	-*-	-*-	34.0	52.0
Live	4.810	32.6	56.0	34.7	46.0
Live	28.230	-*-	-*-	43.2	50.0
Live	0.375	34.2	58.0	-*-	-*-
Live	26.985	43.0	60.0	-*-	-*-

The Hong Kong Standards and Testing Centre Ltd.

10 Dai Wang Street, Taipo Industrial Estate, N.T., Hong Kong

Tel: (852) 2666 1888 Fax: (852) 2664 4353 Homepage: www.hkstc.org E-mail: hkstc@hkstc.org

This report shall not be reproduced unless with prior written approval from The Hong Kong Standards and Testing Centre Ltd
For Conditions of Issuance of this test report, please refer to the overleaf or Homepage



STC Test Report

Date: 2013-10-18

Page 42 of 94

No.: DM112935

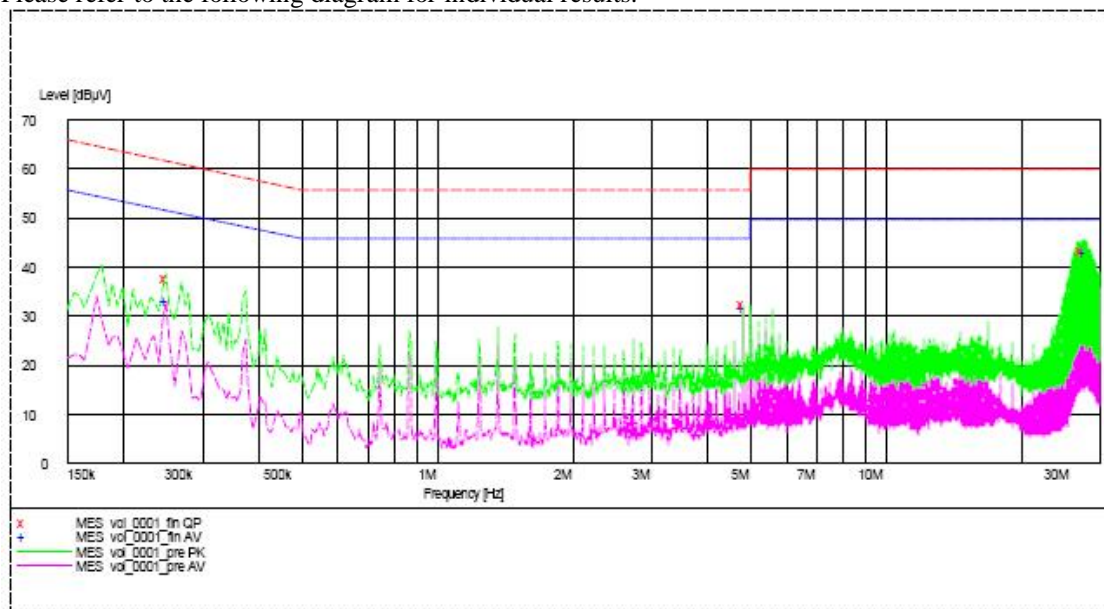
Limit for Conducted Emissions (FCC 47 CFR 15.207):

Frequency Range [MHz]	Quasi-Peak Limits [dBμV]	Average [dBμV]
0.15-0.5	66 to 56*	56 to 46*
0.5-5.0	56	46
5.0-30.0	60	50

* Decreases with the logarithm of the frequency.

Limits for Conducted Emissions Test, please refer to limit lines (Quasi-Peak and Average) in the following diagram.

Results of Bluetooth Communication mode (EUT paired with iPod, charging with PC) (N): PASS
Please refer to the following diagram for individual results.



Conductor Live or Neutral	Frequency MHz	Quasi-peak		Average	
		Level dBμV	Limit dBμV	Level dBμV	Limit dBμV
Neutral	0.250	37.7	62.0	33.3	52.0
Neutral	4.810	32.5	56.0	31.6	46.0
Neutral	27.760	-*-	-*-	43.1	50.0
Neutral	27.510	43.3	60.0	-*-	-*-

Remarks:

Calculated measurement uncertainty (0.15MHz – 30MHz): 3.2dB

-*- Emission(s) that is far below the corresponding limit line.

The Hong Kong Standards and Testing Centre Ltd.

10 Dai Wang Street, Taipo Industrial Estate, N.T., Hong Kong

Tel: (852) 2666 1888 Fax: (852) 2664 4353 Homepage: www.hkstc.org E-mail: hkstc@hkstc.org

This report shall not be reproduced unless with prior written approval from The Hong Kong Standards and Testing Centre Ltd
For Conditions of Issuance of this test report, please refer to the overleaf or Homepage



STC Test Report

Date: 2013-10-18

Page 43 of 94

No.: DM112935

3.1.4 Number of Hopping Frequency

Limit of Number of Hopping Frequency

Frequency hopping systems in the 2400–2483.5 MHz band shall use at least 15 channels

Test Method:

The RF output of the EUT was connected to the spectrum analyzer by a low loss cable.

Spectrum Analyzer Setting:

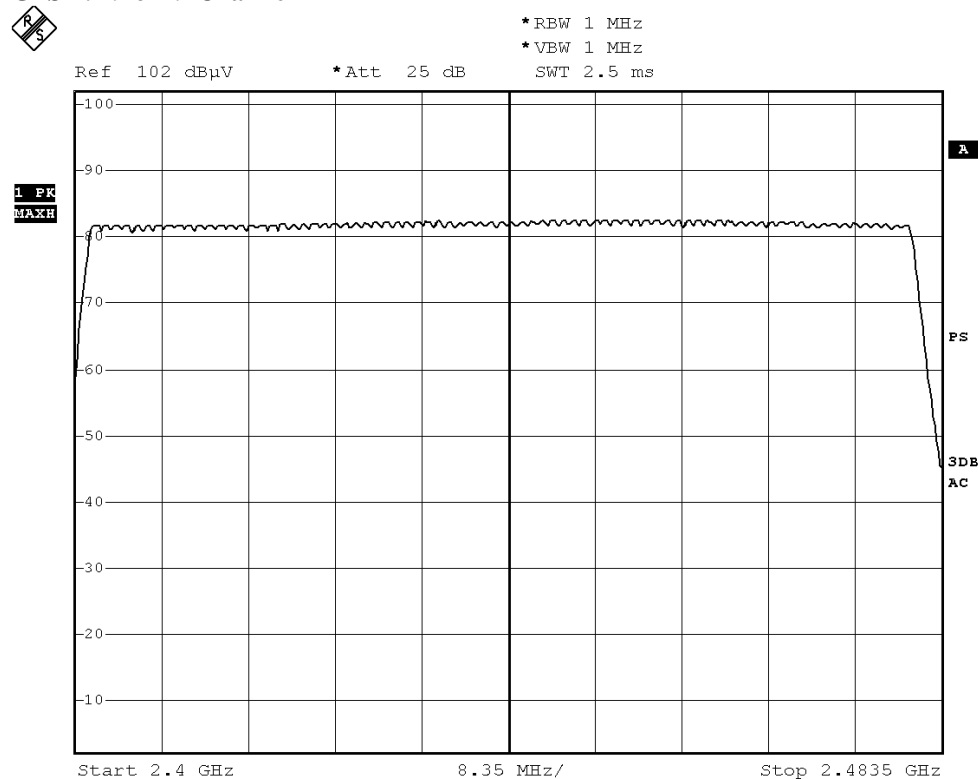
RBW = 1MHz, VBW \geq RBW, Sweep = Auto, Span = the frequency band of operation
Detector = Peak, Trace = Max. hold

Test Setup:

As Test Setup of clause 3.1.1 in this test report.

Measurement Data:

GFSK: 79 of 79 Channel



The Hong Kong Standards and Testing Centre Ltd.

10 Dai Wang Street, Taipo Industrial Estate, N.T., Hong Kong

Tel: (852) 2666 1888 Fax: (852) 2664 4353 Homepage: www.hkstc.org E-mail: hkstc@hkstc.org

This report shall not be reproduced unless with prior written approval from The Hong Kong Standards and Testing Centre Ltd
For Conditions of Issuance of this test report, please refer to the overleaf or Homepage



STC Test Report

Date: 2013-10-18

Page 44 of 94

No.: DM112935

$\pi/4$ -DQPSK: 79 of 79 Channel

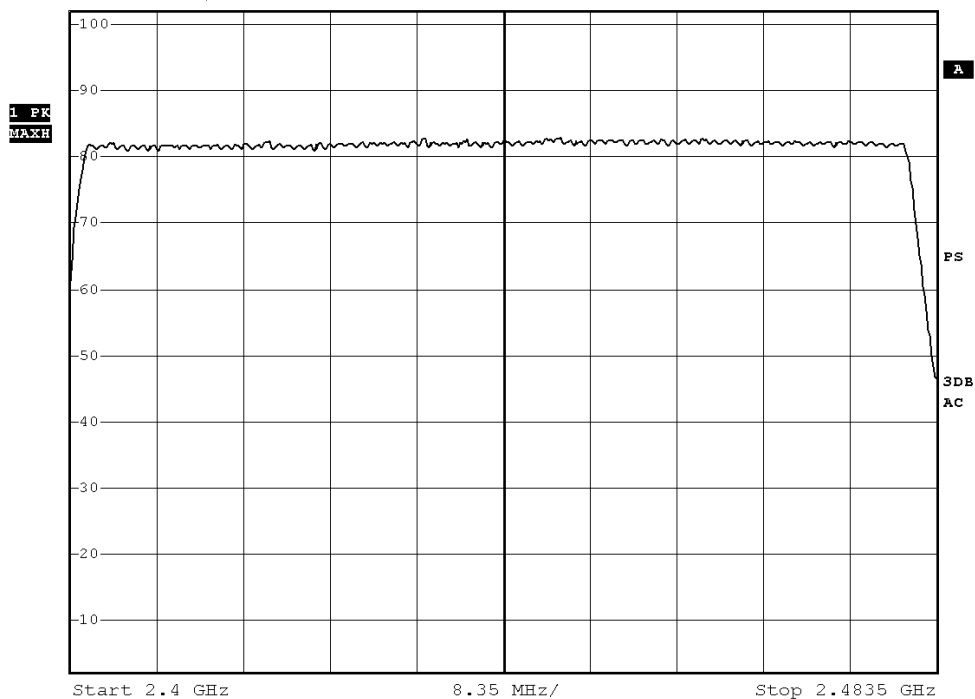


*RBW 1 MHz
*VBW 1 MHz
SWT 2.5 ms

Ref 102 dB μ V

*Att 25 dB

SWT 2.5 ms



The Hong Kong Standards and Testing Centre Ltd.

10 Dai Wang Street, Taipo Industrial Estate, N.T., Hong Kong

Tel: (852) 2666 1888 Fax: (852) 2664 4353 Homepage: www.hkstc.org E-mail: hkstc@hkstc.org

This report shall not be reproduced unless with prior written approval from The Hong Kong Standards and Testing Centre Ltd
For Conditions of Issuance of this test report, please refer to the overleaf or Homepage



STC Test Report

Date: 2013-10-18

Page 45 of 94

No.: DM112935

8DPSK: 79 of 79 Channel

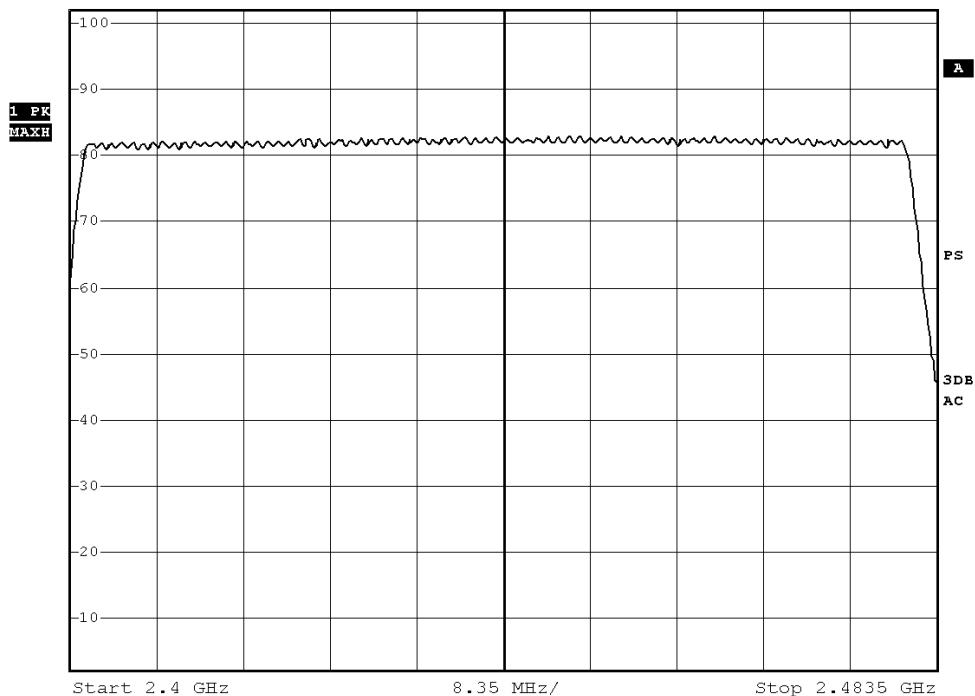


*RBW 1 MHz
*VBW 1 MHz
SWT 2.5 ms

Ref 102 dBμV

*Att 25 dB

SWT 2.5 ms



The Hong Kong Standards and Testing Centre Ltd.

10 Dai Wang Street, Taipo Industrial Estate, N.T., Hong Kong

Tel: (852) 2666 1888 Fax: (852) 2664 4353 Homepage: www.hkstc.org E-mail: hkstc@hkstc.org

This report shall not be reproduced unless with prior written approval from The Hong Kong Standards and Testing Centre Ltd
For Conditions of Issuance of this test report, please refer to the overleaf or Homepage



STC Test Report

Date: 2013-10-18

Page 46 of 94

No.: DM112935

3.1.5 20dB Bandwidth

Test Requirement:	FCC 47CFR 15.247(a)(1)
Test Method:	ANSI C63.4:2009
Test Date:	2013-10-09
Mode of Operation:	Communication mode

Remark:

The result has been done on all the possible configurations for searching the worst cases.

Test Method:

The bandwidth is measured at an amplitude level reduced from the reference level by a specified ratio. The reference level is the level of the highest amplitude signal observed from the transmitter at the fundamental frequency. Once the reference level is established, the equipment is conditioned with typical modulating signal to produce the worst-case (i.e. the widest) bandwidth.

Test Setup:

As Test Setup of clause 3.1.1 in this test report.

The Hong Kong Standards and Testing Centre Ltd.

10 Dai Wang Street, Taipo Industrial Estate, N.T., Hong Kong
Tel: (852) 2666 1888 Fax: (852) 2664 4353 Homepage: www.hkstc.org E-mail: hkstc@hkstc.org

This report shall not be reproduced unless with prior written approval from The Hong Kong Standards and Testing Centre Ltd
For Conditions of Issuance of this test report, please refer to the overleaf or Homepage



STC Test Report

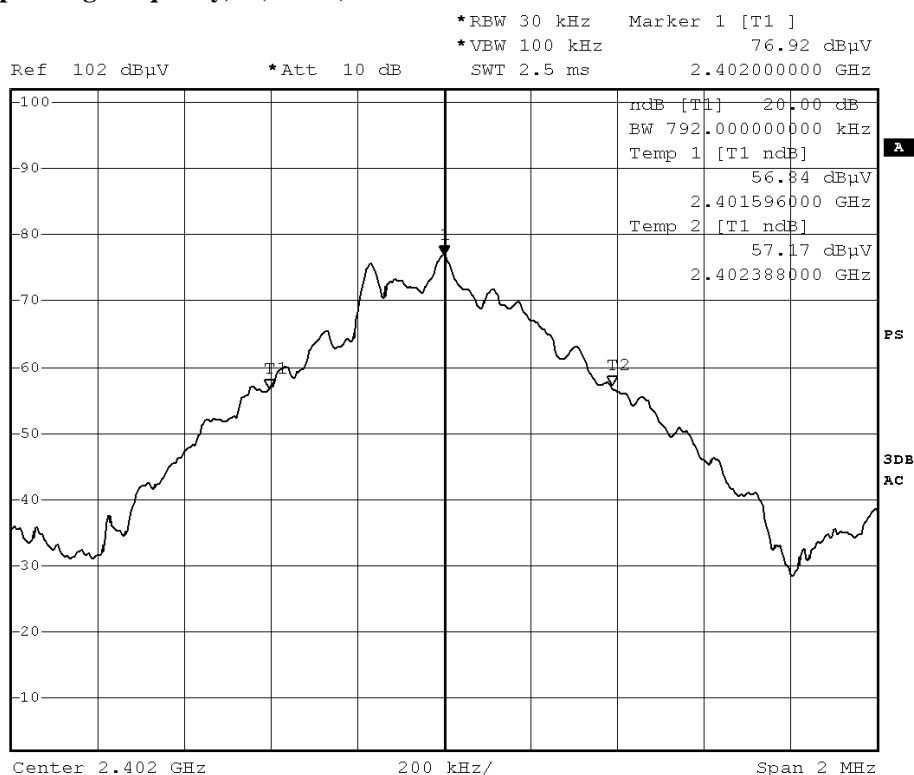
Date: 2013-10-18

Page 47 of 94

No.: DM112935

Fundamental Frequency [MHz]	20dB Bandwidth [MHz]	FCC Limits [MHz]
2402	0.792	Within 2400-2483.5

(Lowest Operating Frequency) - (GFSK)



The Hong Kong Standards and Testing Centre Ltd.

10 Dai Wang Street, Taipo Industrial Estate, N.T., Hong Kong

Tel: (852) 2666 1888 Fax: (852) 2664 4353 Homepage: www.hkstc.org E-mail: hkstc@hkstc.org

This report shall not be reproduced unless with prior written approval from The Hong Kong Standards and Testing Centre Ltd
For Conditions of Issuance of this test report, please refer to the overleaf or Homepage



STC Test Report

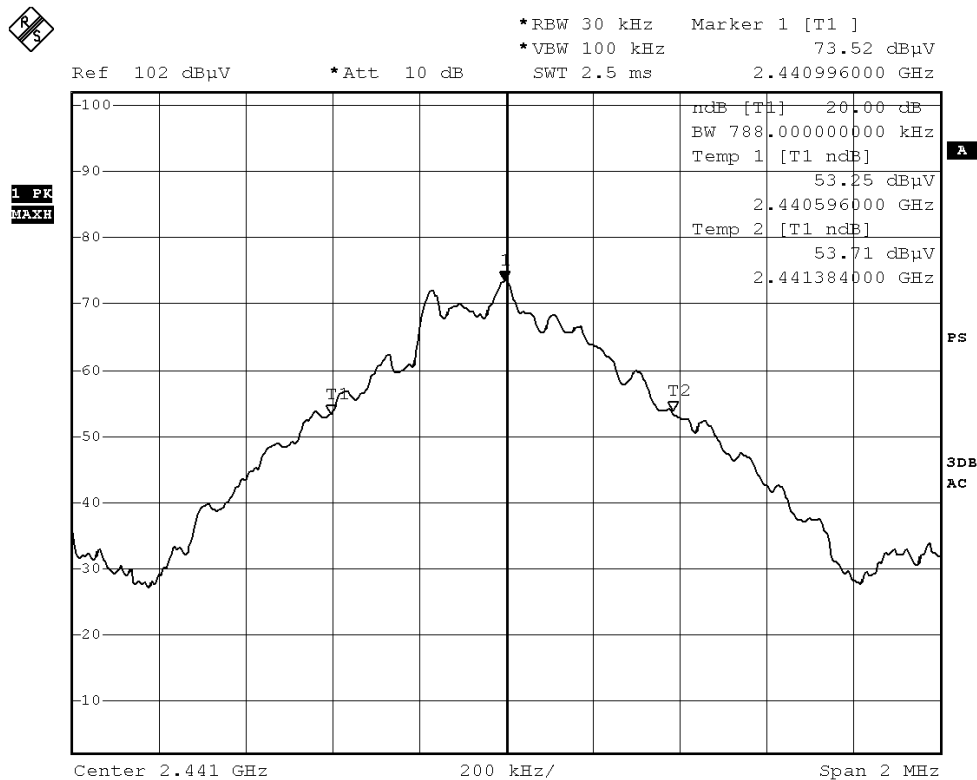
Date: 2013-10-18

Page 48 of 94

No.: DM112935

Fundamental Frequency [MHz]	20dB Bandwidth [MHz]	FCC Limits [MHz]
2441	0.788	Within 2400-2483.5

(Middle Operating Frequency) - (GFSK)



The Hong Kong Standards and Testing Centre Ltd.

10 Dai Wang Street, Taipo Industrial Estate, N.T., Hong Kong

Tel: (852) 2666 1888 Fax: (852) 2664 4353 Homepage: www.hkstc.org E-mail: hkstc@hkstc.org

This report shall not be reproduced unless with prior written approval from The Hong Kong Standards and Testing Centre Ltd
For Conditions of Issuance of this test report, please refer to the overleaf or Homepage



STC Test Report

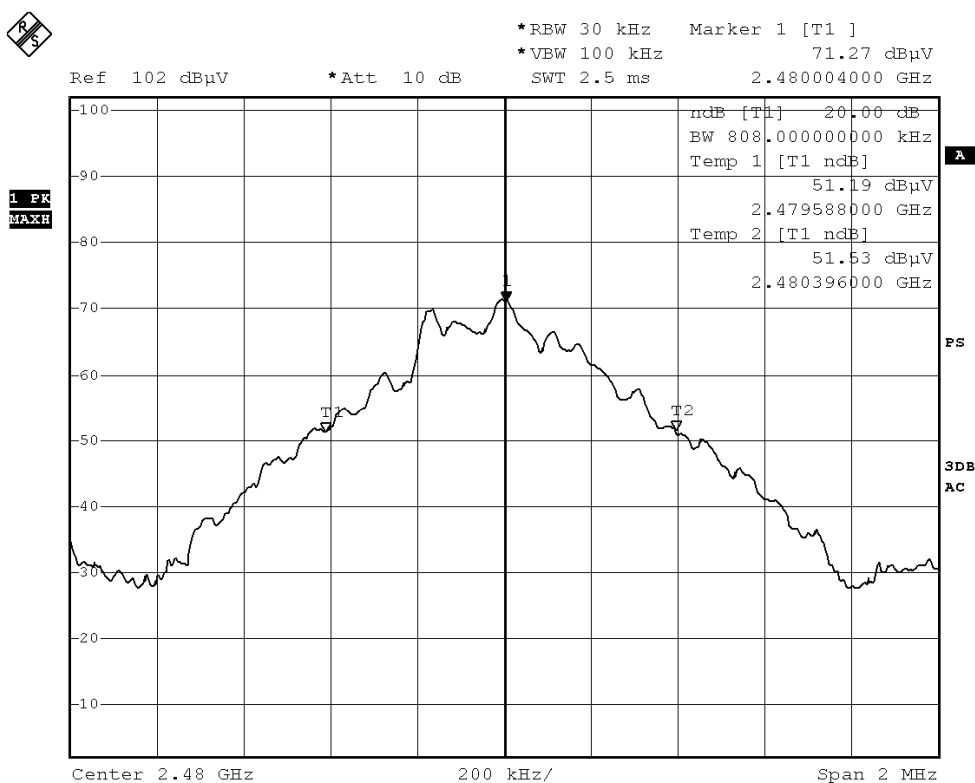
Date: 2013-10-18

Page 49 of 94

No.: DM112935

Fundamental Frequency [MHz]	20dB Bandwidth [MHz]	FCC Limits [MHz]
2480	0.808	Within 2400-2483.5

(Highest Operating Frequency) - (GFSK)



The Hong Kong Standards and Testing Centre Ltd.

10 Dai Wang Street, Taipo Industrial Estate, N.T., Hong Kong

Tel: (852) 2666 1888 Fax: (852) 2664 4353 Homepage: www.hkstc.org E-mail: hkstc@hkstc.org

This report shall not be reproduced unless with prior written approval from The Hong Kong Standards and Testing Centre Ltd
For Conditions of Issuance of this test report, please refer to the overleaf or Homepage



STC Test Report

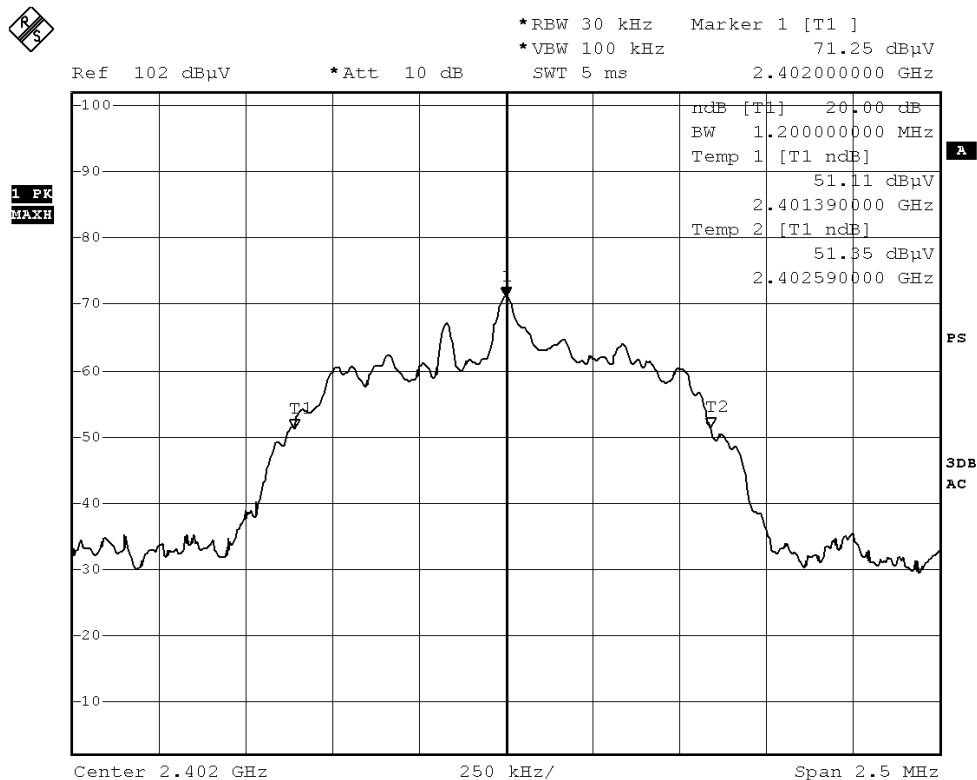
Date: 2013-10-18

Page 50 of 94

No.: DM112935

Fundamental Frequency [MHz]	20dB Bandwidth [MHz]	FCC Limits [MHz]
2402	1.200	Within 2400-2483.5

(Lowest Operating Frequency) - ($\pi/4$ -DQPSK)



The Hong Kong Standards and Testing Centre Ltd.

10 Dai Wang Street, Taipo Industrial Estate, N.T., Hong Kong

Tel: (852) 2666 1888 Fax: (852) 2664 4353 Homepage: www.hkstc.org E-mail: hkstc@hkstc.org

This report shall not be reproduced unless with prior written approval from The Hong Kong Standards and Testing Centre Ltd
For Conditions of Issuance of this test report, please refer to the overleaf or Homepage



STC Test Report

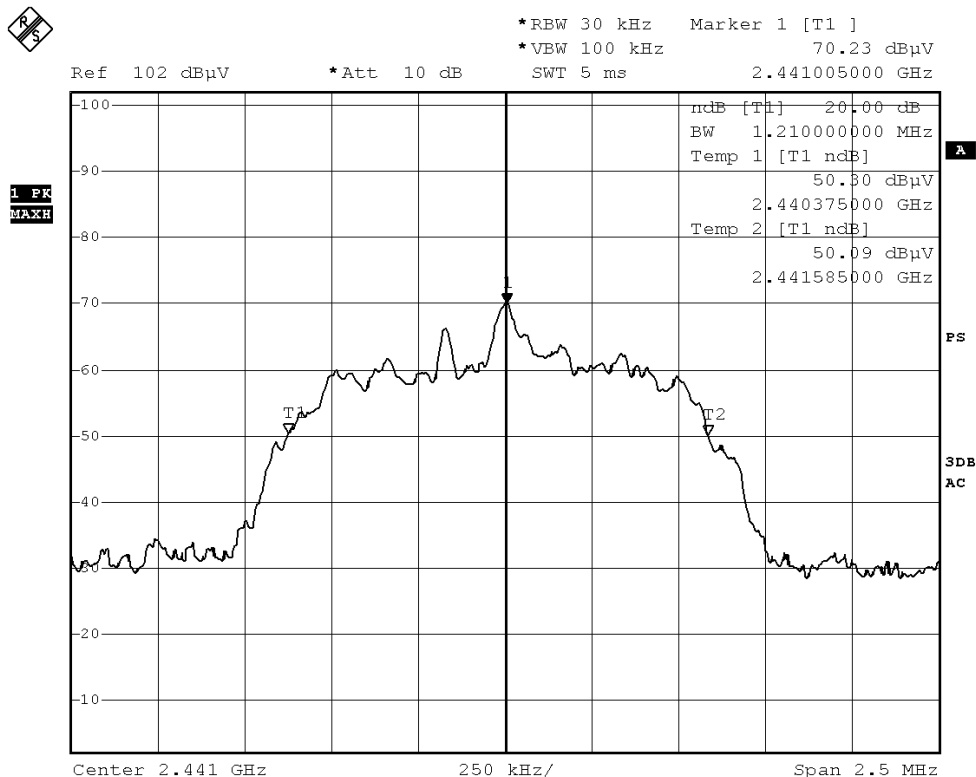
Date: 2013-10-18

Page 51 of 94

No.: DM112935

Fundamental Frequency [MHz]	20dB Bandwidth [MHz]	FCC Limits [MHz]
2441	1.210	Within 2400-2483.5

(Middle Operating Frequency) - ($\pi/4$ -DQPSK)



The Hong Kong Standards and Testing Centre Ltd.

10 Dai Wang Street, Taipo Industrial Estate, N.T., Hong Kong

Tel: (852) 2666 1888 Fax: (852) 2664 4353 Homepage: www.hkstc.org E-mail: hkstc@hkstc.org

This report shall not be reproduced unless with prior written approval from The Hong Kong Standards and Testing Centre Ltd
For Conditions of Issuance of this test report, please refer to the overleaf or Homepage



STC Test Report

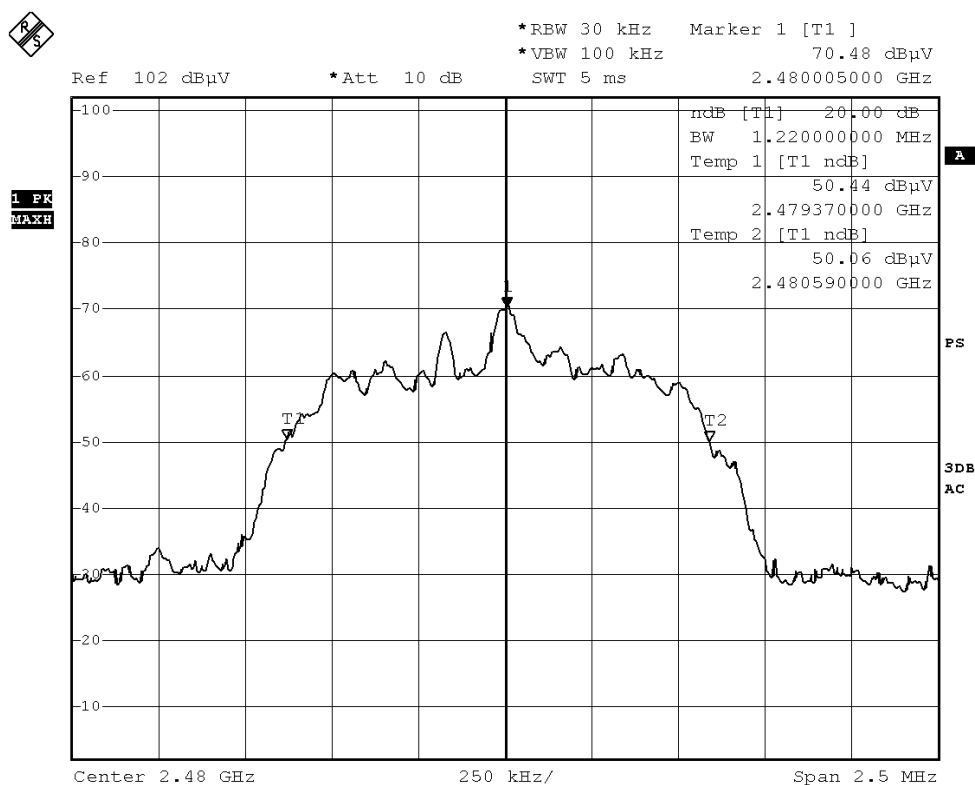
Date: 2013-10-18

Page 52 of 94

No.: DM112935

Fundamental Frequency [MHz]	20dB Bandwidth [MHz]	FCC Limits [MHz]
2480	1.220	Within 2400-2483.5

(Highest Operating Frequency) - ($\pi/4$ -DQPSK)



The Hong Kong Standards and Testing Centre Ltd.

10 Dai Wang Street, Taipo Industrial Estate, N.T., Hong Kong

Tel: (852) 2666 1888 Fax: (852) 2664 4353 Homepage: www.hkstc.org E-mail: hkstc@hkstc.org

This report shall not be reproduced unless with prior written approval from The Hong Kong Standards and Testing Centre Ltd
For Conditions of Issuance of this test report, please refer to the overleaf or Homepage



STC Test Report

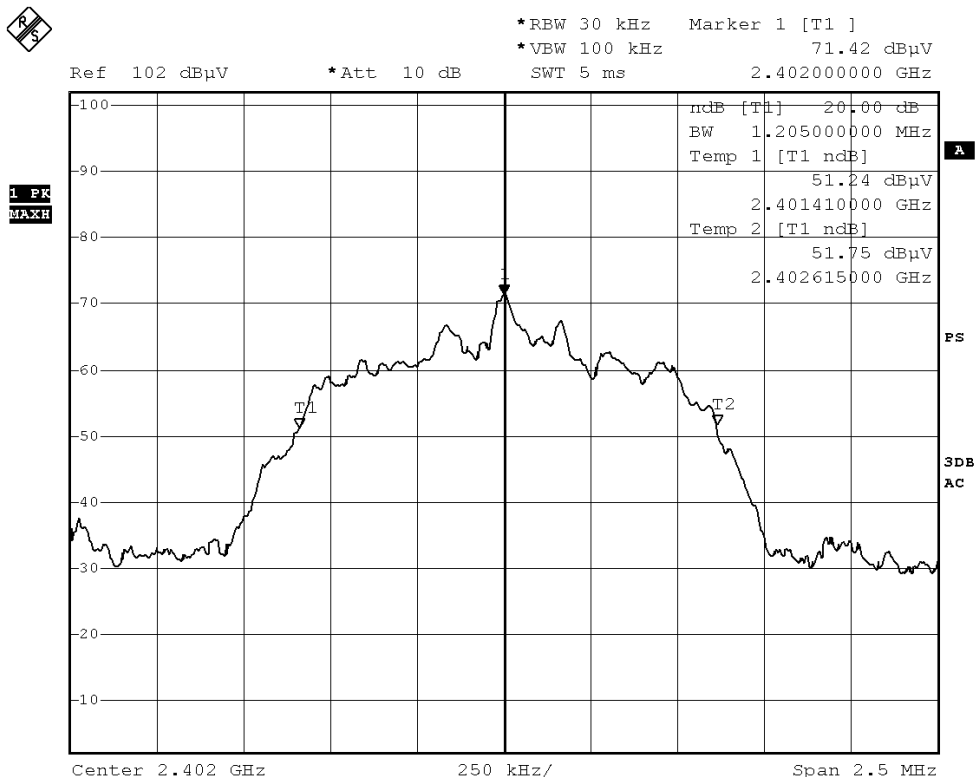
Date: 2013-10-18

Page 53 of 94

No.: DM112935

Fundamental Frequency [MHz]	20dB Bandwidth [MHz]	FCC Limits [MHz]
2402	1.205	Within 2400-2483.5

(Lowest Operating Frequency) - (8DPSK)



The Hong Kong Standards and Testing Centre Ltd.

10 Dai Wang Street, Taipo Industrial Estate, N.T., Hong Kong

Tel: (852) 2666 1888 Fax: (852) 2664 4353 Homepage: www.hkstc.org E-mail: hkstc@hkstc.org

This report shall not be reproduced unless with prior written approval from The Hong Kong Standards and Testing Centre Ltd
For Conditions of Issuance of this test report, please refer to the overleaf or Homepage



STC Test Report

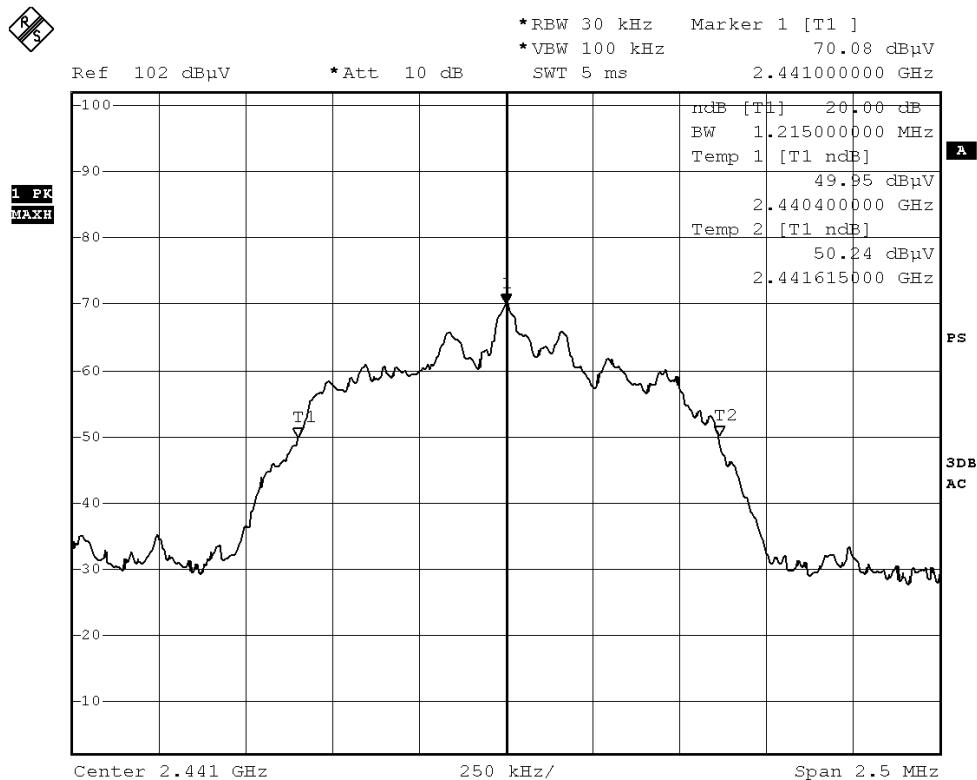
Date: 2013-10-18

Page 54 of 94

No.: DM112935

Fundamental Frequency [MHz]	20dB Bandwidth [MHz]	FCC Limits [MHz]
2441	1.215	Within 2400-2483.5

(Middle Operating Frequency) - (8DPSK)



The Hong Kong Standards and Testing Centre Ltd.

10 Dai Wang Street, Taipo Industrial Estate, N.T., Hong Kong

Tel: (852) 2666 1888 Fax: (852) 2664 4353 Homepage: www.hkstc.org E-mail: hkstc@hkstc.org

This report shall not be reproduced unless with prior written approval from The Hong Kong Standards and Testing Centre Ltd
For Conditions of Issuance of this test report, please refer to the overleaf or Homepage



STC Test Report

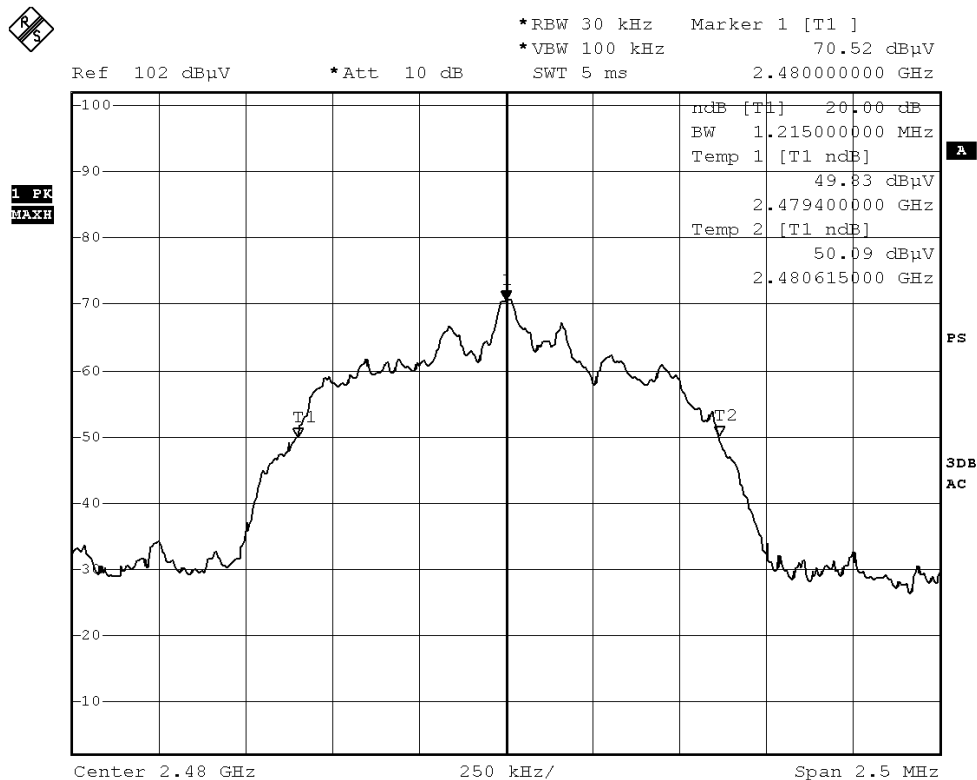
Date: 2013-10-18

Page 55 of 94

No.: DM112935

Fundamental Frequency [MHz]	20dB Bandwidth [MHz]	FCC Limits [MHz]
2480	1.215	Within 2400-2483.5

(Highest Operating Frequency) - (8DPSK)



The Hong Kong Standards and Testing Centre Ltd.

10 Dai Wang Street, Taipo Industrial Estate, N.T., Hong Kong

Tel: (852) 2666 1888 Fax: (852) 2664 4353 Homepage: www.hkstc.org E-mail: hkstc@hkstc.org

This report shall not be reproduced unless with prior written approval from The Hong Kong Standards and Testing Centre Ltd
For Conditions of Issuance of this test report, please refer to the overleaf or Homepage



STC Test Report

Date: 2013-10-18

Page 56 of 94

No.: DM112935

3.1.6 Hopping Channel Separation

Requirements:

Frequency hopping systems operating in the 2400-2483.5 MHz band may have hopping channel carrier frequencies that are separated by 25 kHz or two-thirds of the 20 dB bandwidth of the hopping channel, whichever is greater, provided the systems operate with an output power no greater than 125 mW.

Limit:

The measured minimum bandwidth $\times \frac{2}{3} = 1.220\text{MHz} \times \frac{2}{3} = 813.3\text{kHz}$

The Hong Kong Standards and Testing Centre Ltd.

10 Dai Wang Street, Taipo Industrial Estate, N.T., Hong Kong

Tel: (852) 2666 1888 Fax: (852) 2664 4353 Homepage: www.hkstc.org E-mail: hkstc@hkstc.org

This report shall not be reproduced unless with prior written approval from The Hong Kong Standards and Testing Centre Ltd
For Conditions of Issuance of this test report, please refer to the overleaf or Homepage



STC Test Report

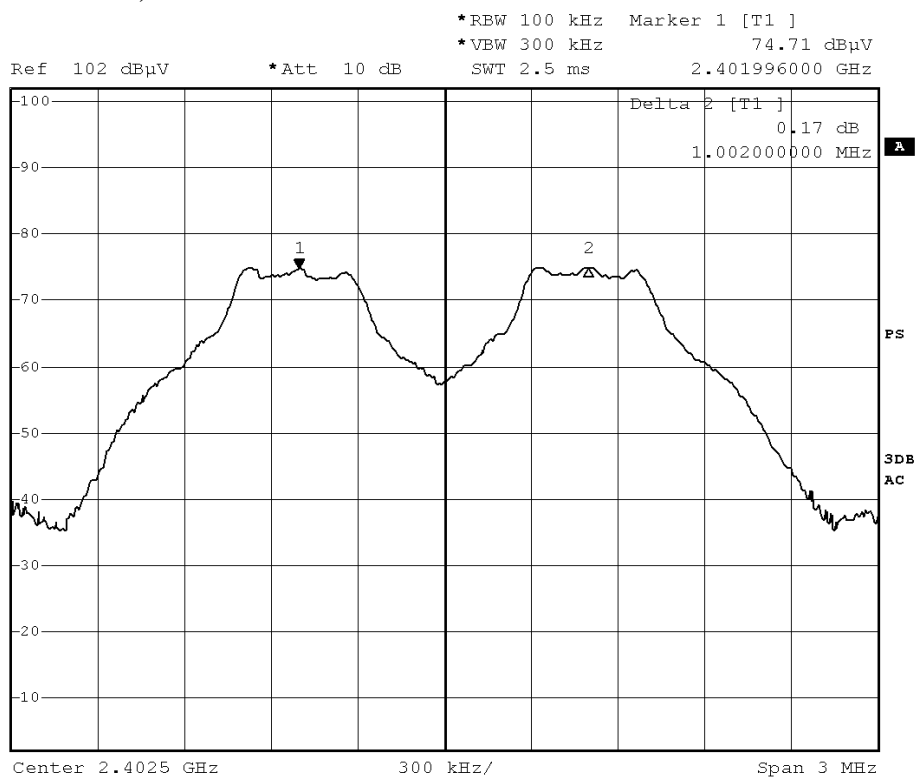
Date: 2013-10-18

Page 57 of 94

No.: DM112935

Channel separation = 1MHz (>813.3kHz) (GFSK)

Channel 0 – Channel 1, Pass



The Hong Kong Standards and Testing Centre Ltd.

10 Dai Wang Street, Taipo Industrial Estate, N.T., Hong Kong

Tel: (852) 2666 1888 Fax: (852) 2664 4353 Homepage: www.hkstc.org E-mail: hkstc@hkstc.org

This report shall not be reproduced unless with prior written approval from The Hong Kong Standards and Testing Centre Ltd
For Conditions of Issuance of this test report, please refer to the overleaf or Homepage



STC Test Report

Date: 2013-10-18

Page 58 of 94

No.: DM112935

Channel 39 – Channel 40, Pass



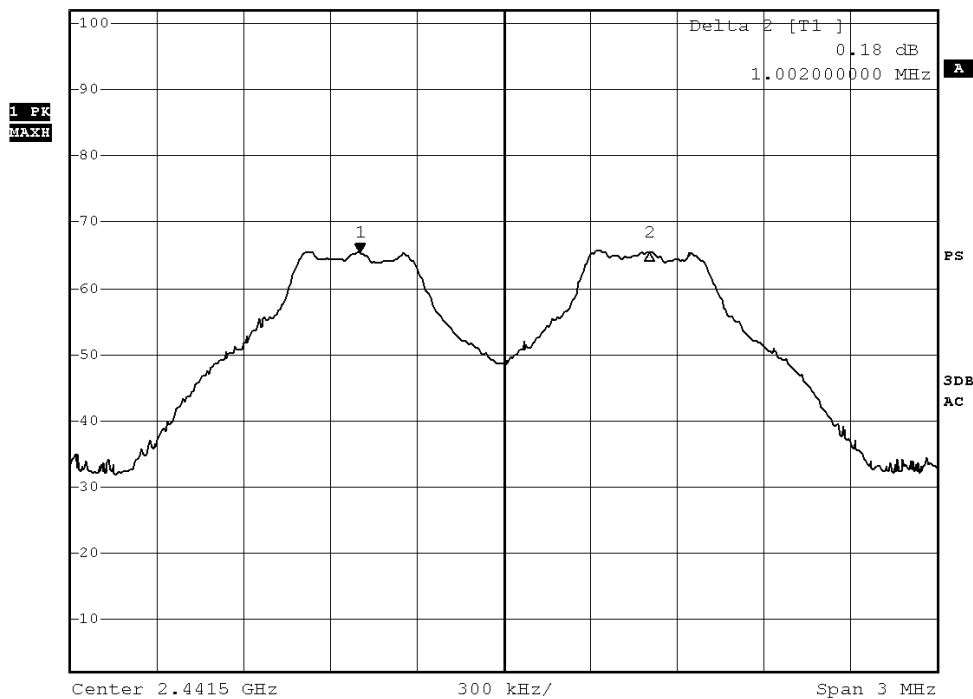
*RBW 100 kHz Marker 1 [T1]
*VBW 300 kHz 65.27 dBμV
SWT 2.5 ms 2.441002000 GHz

Ref 102 dBμV

*Att 10 dB

SWT 2.5 ms

2.441002000 GHz



The Hong Kong Standards and Testing Centre Ltd.

10 Dai Wang Street, Taipo Industrial Estate, N.T., Hong Kong

Tel: (852) 2666 1888 Fax: (852) 2664 4353 Homepage: www.hkstc.org E-mail: hkstc@hkstc.org

This report shall not be reproduced unless with prior written approval from The Hong Kong Standards and Testing Centre Ltd
For Conditions of Issuance of this test report, please refer to the overleaf or Homepage



STC Test Report

Date: 2013-10-18

Page 59 of 94

No.: DM112935

Channel 78 – Channel 79, Pass



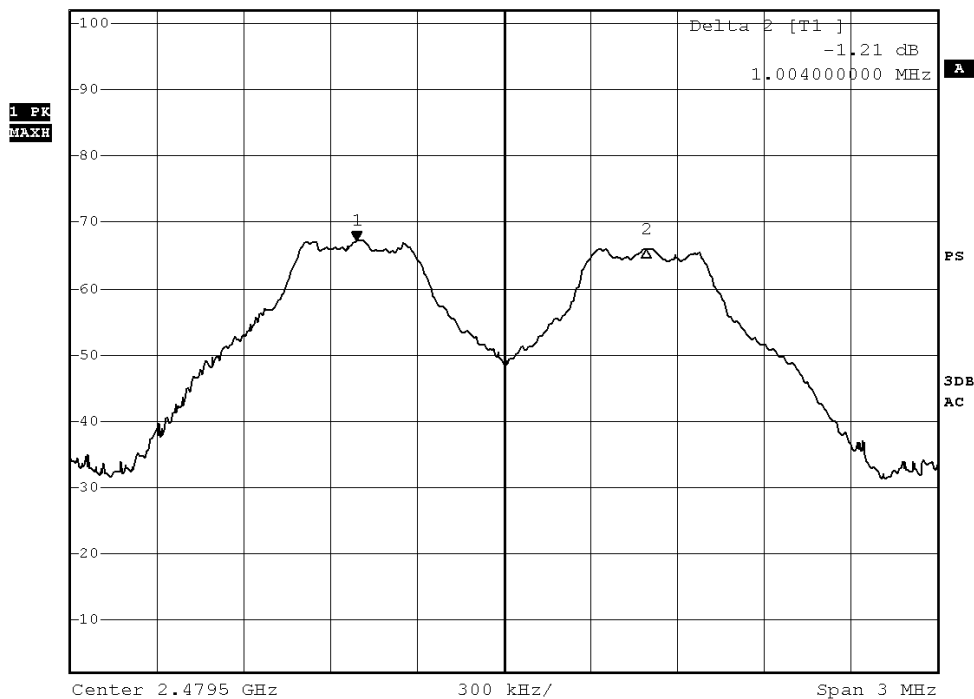
*RBW 100 kHz Marker 1 [T1]
*VBW 300 kHz 67.12 dBμV
SWT 2.5 ms 2.478988000 GHz

Ref 102 dBμV

*Att 10 dB

SWT 2.5 ms

2.478988000 GHz



The Hong Kong Standards and Testing Centre Ltd.

10 Dai Wang Street, Taipo Industrial Estate, N.T., Hong Kong

Tel: (852) 2666 1888 Fax: (852) 2664 4353 Homepage: www.hkstc.org E-mail: hkstc@hkstc.org

This report shall not be reproduced unless with prior written approval from The Hong Kong Standards and Testing Centre Ltd
For Conditions of Issuance of this test report, please refer to the overleaf or Homepage



STC Test Report

Date: 2013-10-18

Page 60 of 94

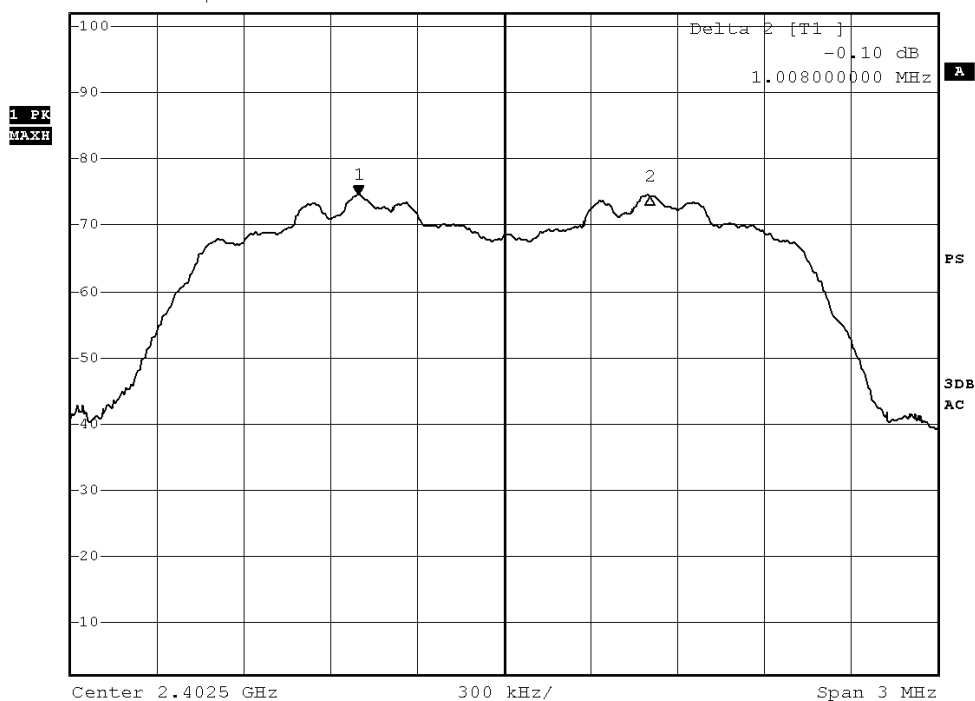
No.: DM112935

Channel separation = 1MHz (>813.3kHz) ($\pi/4$ - DQPSK)

Channel 0 – Channel 1, Pass



Ref 102 dB μ V *Att 10 dB *RBW 100 kHz Marker 1 [T1]
*VEW 300 kHz 74.47 dB μ V
SWT 2.5 ms 2.401996000 GHz



The Hong Kong Standards and Testing Centre Ltd.

10 Dai Wang Street, Taipo Industrial Estate, N.T., Hong Kong

Tel: (852) 2666 1888 Fax: (852) 2664 4353 Homepage: www.hkstc.org E-mail: hkstc@hkstc.org

This report shall not be reproduced unless with prior written approval from The Hong Kong Standards and Testing Centre Ltd
For Conditions of Issuance of this test report, please refer to the overleaf or Homepage



STC Test Report

Date: 2013-10-18

Page 61 of 94

No.: DM112935

Channel 39 – Channel 40, Pass

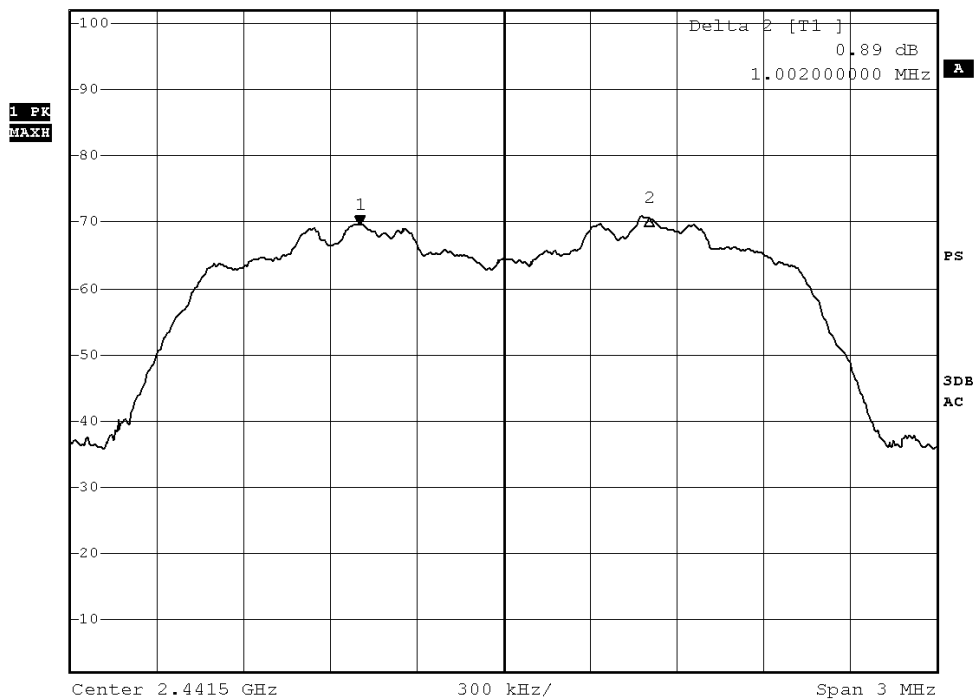


*RBW 100 kHz Marker 1 [T1]
*VBW 300 kHz 69.67 dBμV
SWT 2.5 ms 2.441002000 GHz

Ref 102 dBμV

*Att 10 dB

2.441002000 GHz



The Hong Kong Standards and Testing Centre Ltd.

10 Dai Wang Street, Taipo Industrial Estate, N.T., Hong Kong

Tel: (852) 2666 1888 Fax: (852) 2664 4353 Homepage: www.hkstc.org E-mail: hkstc@hkstc.org

This report shall not be reproduced unless with prior written approval from The Hong Kong Standards and Testing Centre Ltd
For Conditions of Issuance of this test report, please refer to the overleaf or Homepage



STC Test Report

Date: 2013-10-18

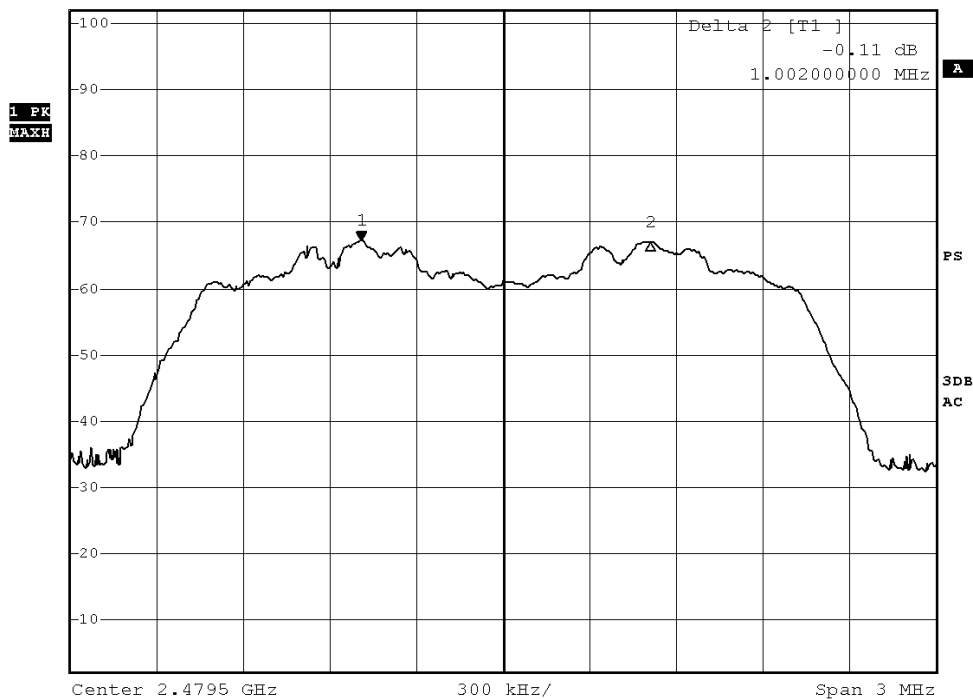
Page 62 of 94

No.: DM112935

Channel 78 – Channel 79, Pass



Ref 102 dB μ V *Att 10 dB *RBW 100 kHz Marker 1 [T1]
*VBW 300 kHz 67.14 dB μ V
SWT 2.5 ms 2.479008000 GHz



The Hong Kong Standards and Testing Centre Ltd.

10 Dai Wang Street, Taipo Industrial Estate, N.T., Hong Kong

Tel: (852) 2666 1888 Fax: (852) 2664 4353 Homepage: www.hkstc.org E-mail: hkstc@hkstc.org

This report shall not be reproduced unless with prior written approval from The Hong Kong Standards and Testing Centre Ltd
For Conditions of Issuance of this test report, please refer to the overleaf or Homepage



STC Test Report

Date: 2013-10-18

Page 63 of 94

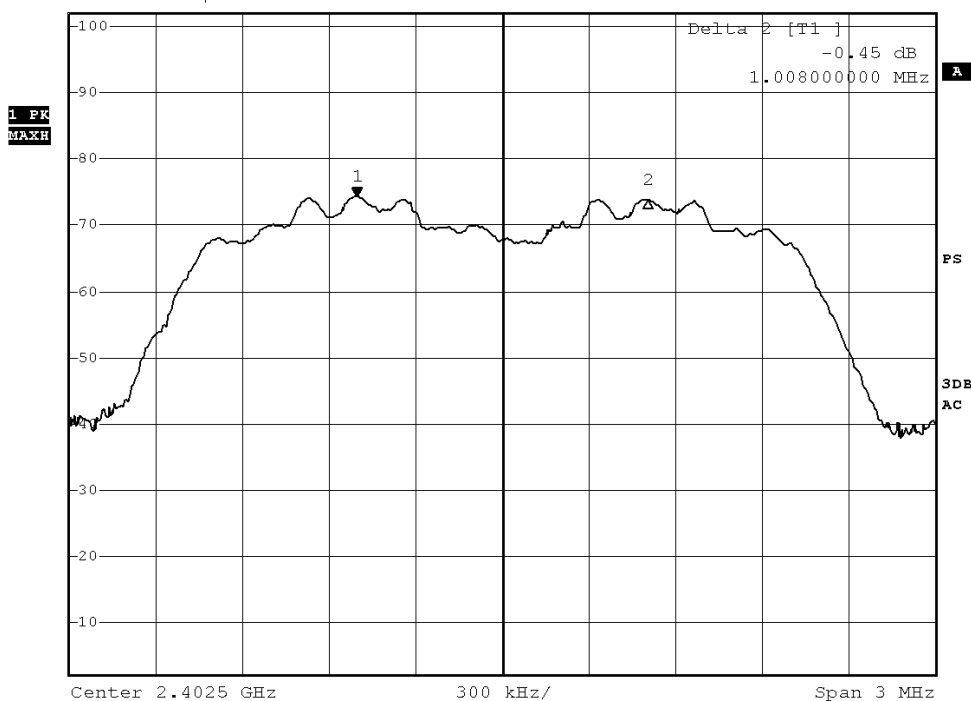
No.: DM112935

Channel separation = 1MHz (>813.3kHz) (8DPSK)

Channel 0 – Channel 1, Pass



Ref 102 dBμV *Att 10 dB *RBW 100 kHz Marker 1 [T1] *VBW 300 kHz 74.27 dBμV
SWT 2.5 ms 2.401996000 GHz



The Hong Kong Standards and Testing Centre Ltd.

10 Dai Wang Street, Taipo Industrial Estate, N.T., Hong Kong

Tel: (852) 2666 1888 Fax: (852) 2664 4353 Homepage: www.hkstc.org E-mail: hkstc@hkstc.org

This report shall not be reproduced unless with prior written approval from The Hong Kong Standards and Testing Centre Ltd
For Conditions of Issuance of this test report, please refer to the overleaf or Homepage



STC Test Report

Date: 2013-10-18

Page 64 of 94

No.: DM112935

Channel 39 – Channel 40, Pass



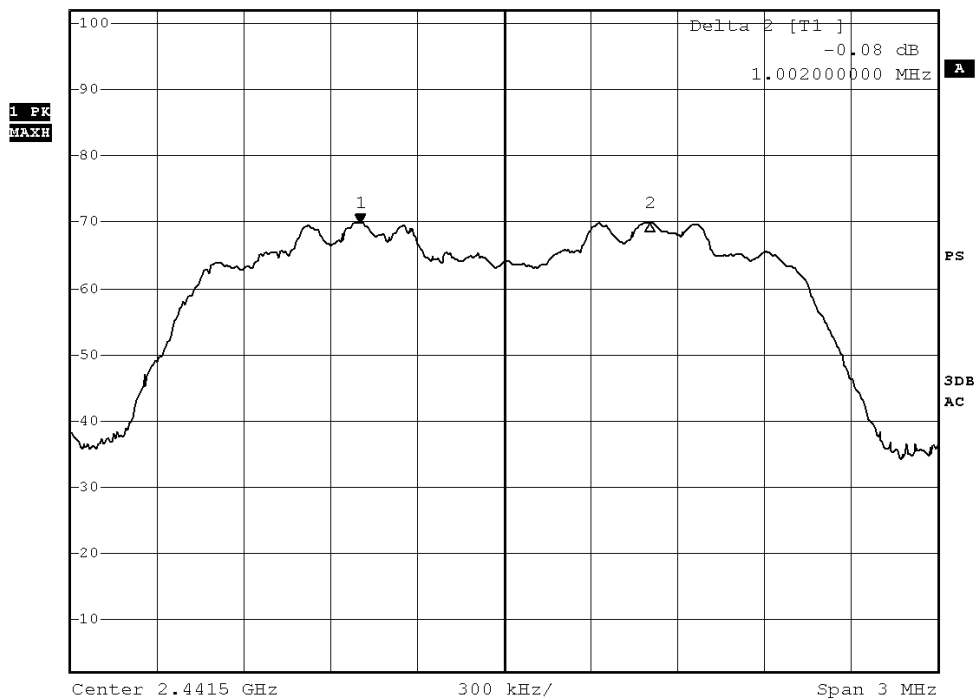
*RBW 100 kHz Marker 1 [T1]
*VEW 300 kHz 69.97 dBμV
SWT 2.5 ms 2.441002000 GHz

Ref 102 dBμV

*Att 10 dB

SWT 2.5 ms

2.441002000 GHz



The Hong Kong Standards and Testing Centre Ltd.

10 Dai Wang Street, Taipo Industrial Estate, N.T., Hong Kong

Tel: (852) 2666 1888 Fax: (852) 2664 4353 Homepage: www.hkstc.org E-mail: hkstc@hkstc.org

This report shall not be reproduced unless with prior written approval from The Hong Kong Standards and Testing Centre Ltd
For Conditions of Issuance of this test report, please refer to the overleaf or Homepage



STC Test Report

Date: 2013-10-18

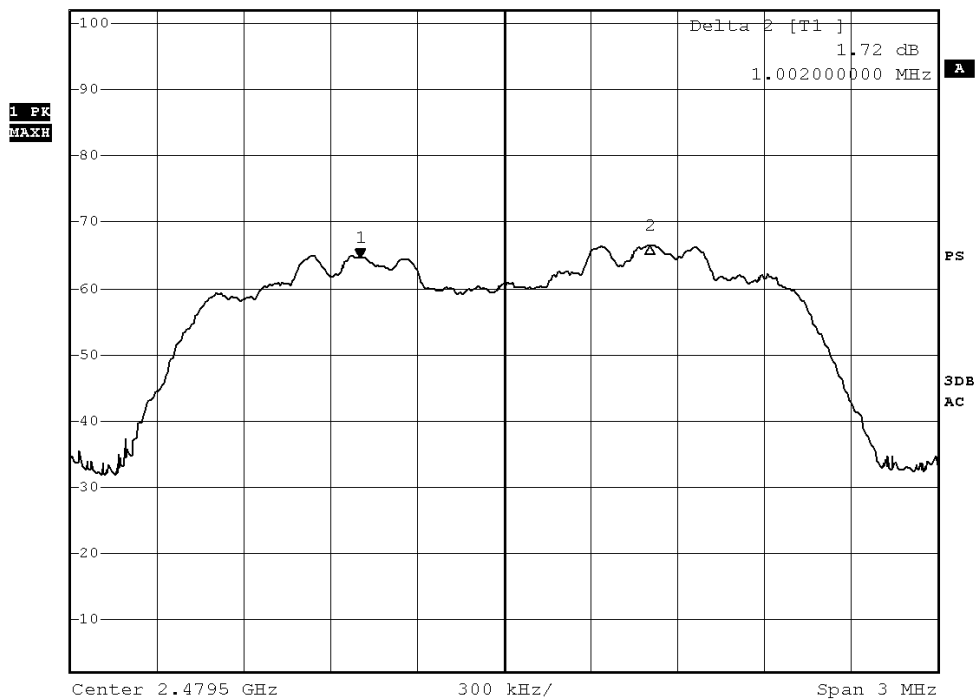
Page 65 of 94

No.: DM112935

Channel 78 – Channel 79, Pass



Ref 102 dBμV *Att 10 dB *RBW 100 kHz Marker 1 [T1]
*VEW 300 kHz 64.73 dBμV
SWT 2.5 ms 2.479002000 GHz



The Hong Kong Standards and Testing Centre Ltd.

10 Dai Wang Street, Taipo Industrial Estate, N.T., Hong Kong

Tel: (852) 2666 1888 Fax: (852) 2664 4353 Homepage: www.hkstc.org E-mail: hkstc@hkstc.org

This report shall not be reproduced unless with prior written approval from The Hong Kong Standards and Testing Centre Ltd
For Conditions of Issuance of this test report, please refer to the overleaf or Homepage



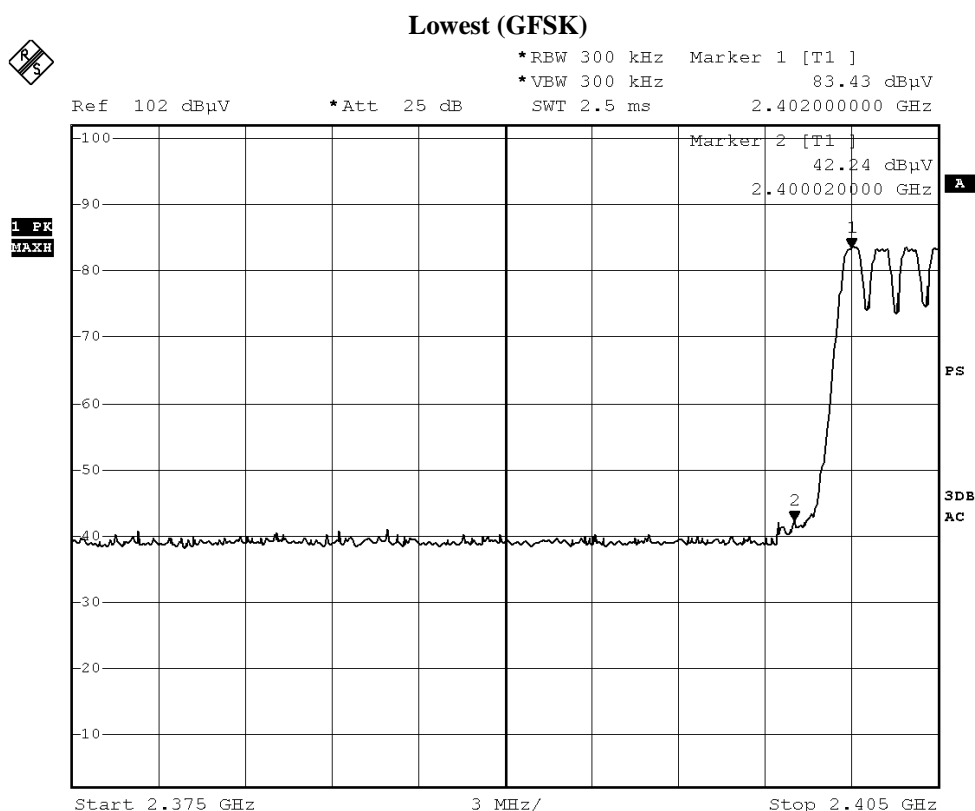
STC Test Report

Date: 2013-10-18

Page 66 of 94

No.: DM112935

3.1.7 Band-edge Compliance of RF Conducted Emissions



Field Strength of Band-edge Compliance						
Peak Value						
Frequency	Measured Level @ 3m	Correction Factor	Field Strength	Limit @ 3m	Margin	E-Field Polarity
MHz	dBμV	dB/m	dBμV/m	dBμV/m	dBμV/m	
2400.0	19.1	35.4	54.5	74.0	19.5	Vertical

Field Strength of Band-edge Compliance						
Average Value						
Frequency	Measured Level @ 3m	Correction Factor	Field Strength	Limit @ 3m	Margin	E-Field Polarity
MHz	dBμV	dB/m	dBμV/m	dBμV/m	dBμV/m	
2400.0	6.4	35.4	41.8	54.0	12.2	Vertical

The Hong Kong Standards and Testing Centre Ltd.

10 Dai Wang Street, Taipo Industrial Estate, N.T., Hong Kong

Tel: (852) 2666 1888 Fax: (852) 2664 4353 Homepage: www.hkstc.org E-mail: hkstc@hkstc.org

This report shall not be reproduced unless with prior written approval from The Hong Kong Standards and Testing Centre Ltd
For Conditions of Issuance of this test report, please refer to the overleaf or Homepage

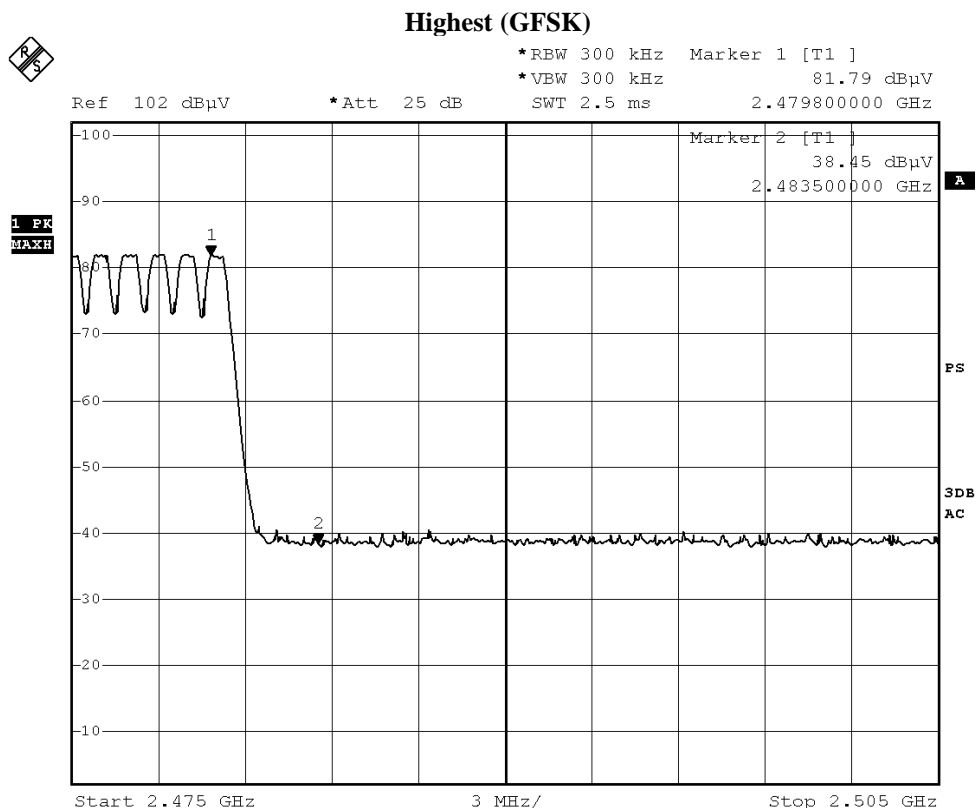


STC Test Report

Date: 2013-10-18

Page 67 of 94

No.: DM112935



Field Strength of Band-edge Compliance						
Peak Value						
Frequency	Measured	Correction	Field	Limit	Margin	E-Field
MHz	Level @ 3m	Factor	Strength	@ 3m		Polarity
	dBμV	dB/m	dBμV/m	dBμV/m	dBμV/m	
2483.5	19.8	35.4	55.2	74.0	18.8	Horizontal

Field Strength of Band-edge Compliance						
Average Value						
Frequency	Measured	Correction	Field	Limit	Margin	E-Field
MHz	Level @ 3m	Factor	Strength	@ 3m		Polarity
	dBμV	dB/m	dBμV/m	dBμV/m	dBμV/m	
2483.5	6.6	35.4	42.0	54.0	12.0	Horizontal

The Hong Kong Standards and Testing Centre Ltd.

10 Dai Wang Street, Taipo Industrial Estate, N.T., Hong Kong

Tel: (852) 2666 1888 Fax: (852) 2664 4353 Homepage: www.hkstc.org E-mail: hkstc@hkstc.org

This report shall not be reproduced unless with prior written approval from The Hong Kong Standards and Testing Centre Ltd
For Conditions of Issuance of this test report, please refer to the overleaf or Homepage

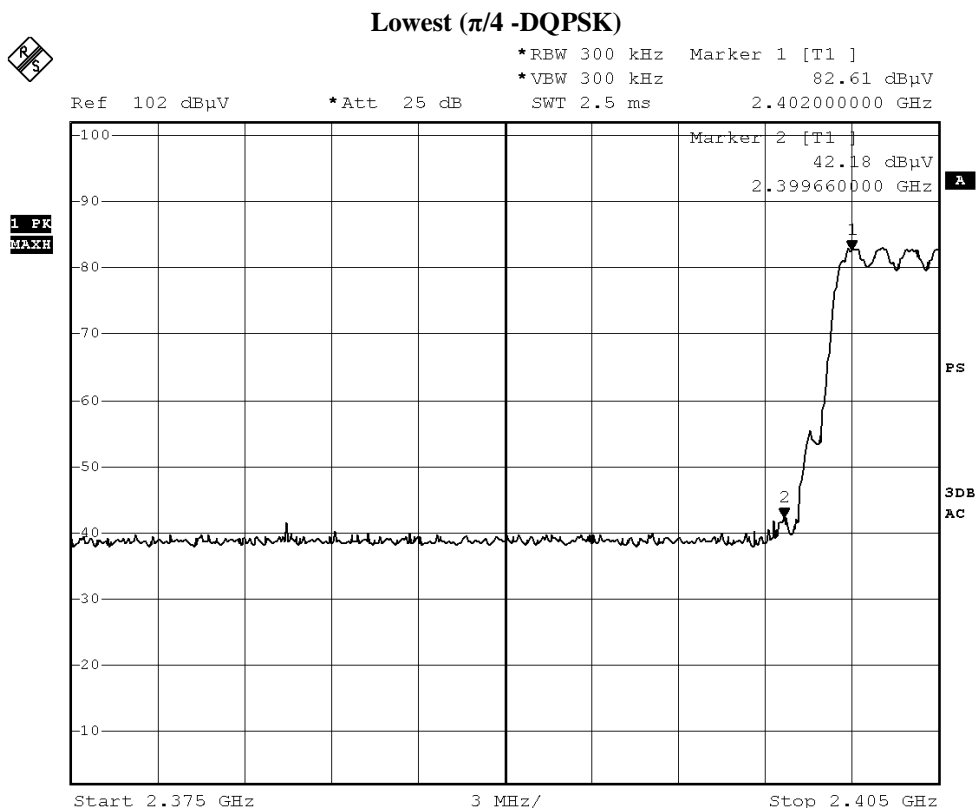


STC Test Report

Date: 2013-10-18

Page 68 of 94

No.: DM112935



Field Strength of Band-edge Compliance						
Peak Value						
Frequency	Measured Level @ 3m	Correction Factor	Field Strength	Limit @ 3m	Margin	E-Field Polarity
MHz	dB μ V	dB/m	dB μ V/m	dB μ V/m	dB μ V/m	
2400.0	20.0	35.4	55.4	74.0	18.6	Vertical

Field Strength of Band-edge Compliance						
Average Value						
Frequency	Measured Level @ 3m	Correction Factor	Field Strength	Limit @ 3m	Margin	E-Field Polarity
MHz	dB μ V	dB/m	dB μ V/m	dB μ V/m	dB μ V/m	
2400.0	6.3	35.4	41.7	54.0	12.3	Vertical

The Hong Kong Standards and Testing Centre Ltd.

10 Dai Wang Street, Taipo Industrial Estate, N.T., Hong Kong

Tel: (852) 2666 1888 Fax: (852) 2664 4353 Homepage: www.hkstc.org E-mail: hkstc@hkstc.org

This report shall not be reproduced unless with prior written approval from The Hong Kong Standards and Testing Centre Ltd
For Conditions of Issuance of this test report, please refer to the overleaf or Homepage

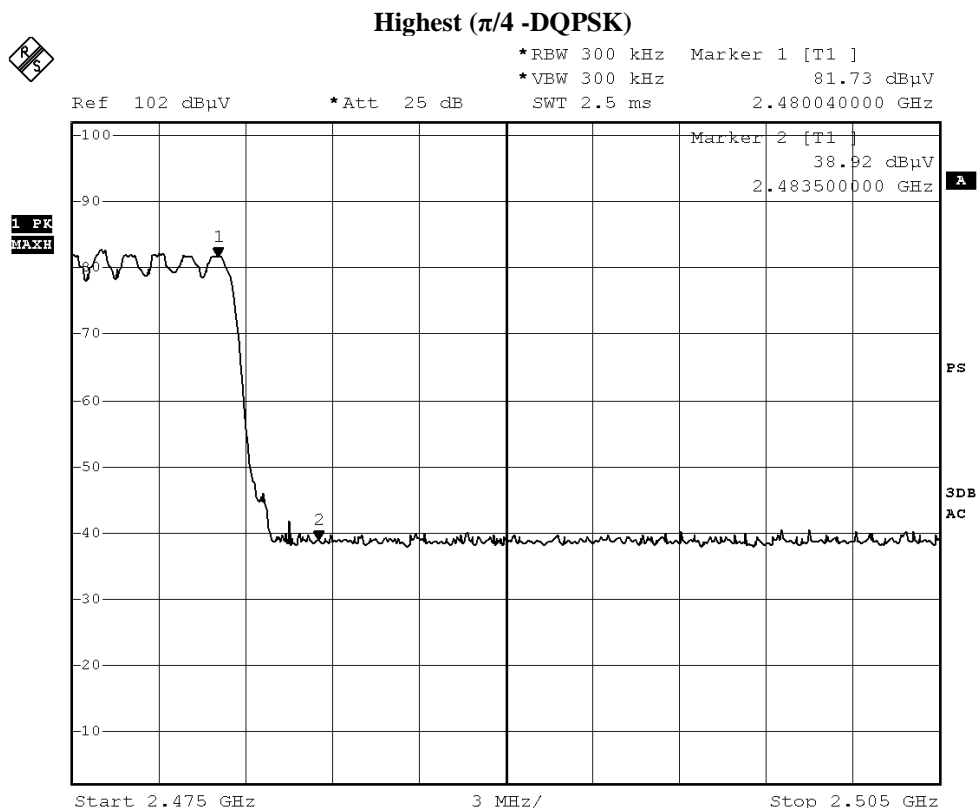


STC Test Report

Date: 2013-10-18

Page 69 of 94

No.: DM112935



Field Strength of Band-edge Compliance						
Peak Value						
Frequency	Measured Level @ 3m	Correction Factor	Field Strength	Limit @ 3m	Margin	E-Field Polarity
MHz	dB μ V	dB/m	dB μ V/m	dB μ V/m	dB μ V/m	
2483.5	19.7	35.4	55.1	74.0	18.9	Horizontal

Field Strength of Band-edge Compliance						
Average Value						
Frequency	Measured Level @ 3m	Correction Factor	Field Strength	Limit @ 3m	Margin	E-Field Polarity
MHz	dB μ V	dB/m	dB μ V/m	dB μ V/m	dB μ V/m	
2483.5	6.9	35.4	42.3	54.0	11.7	Horizontal

The Hong Kong Standards and Testing Centre Ltd.

10 Dai Wang Street, Taipo Industrial Estate, N.T., Hong Kong

Tel: (852) 2666 1888 Fax: (852) 2664 4353 Homepage: www.hkstc.org E-mail: hkstc@hkstc.org

This report shall not be reproduced unless with prior written approval from The Hong Kong Standards and Testing Centre Ltd
For Conditions of Issuance of this test report, please refer to the overleaf or Homepage

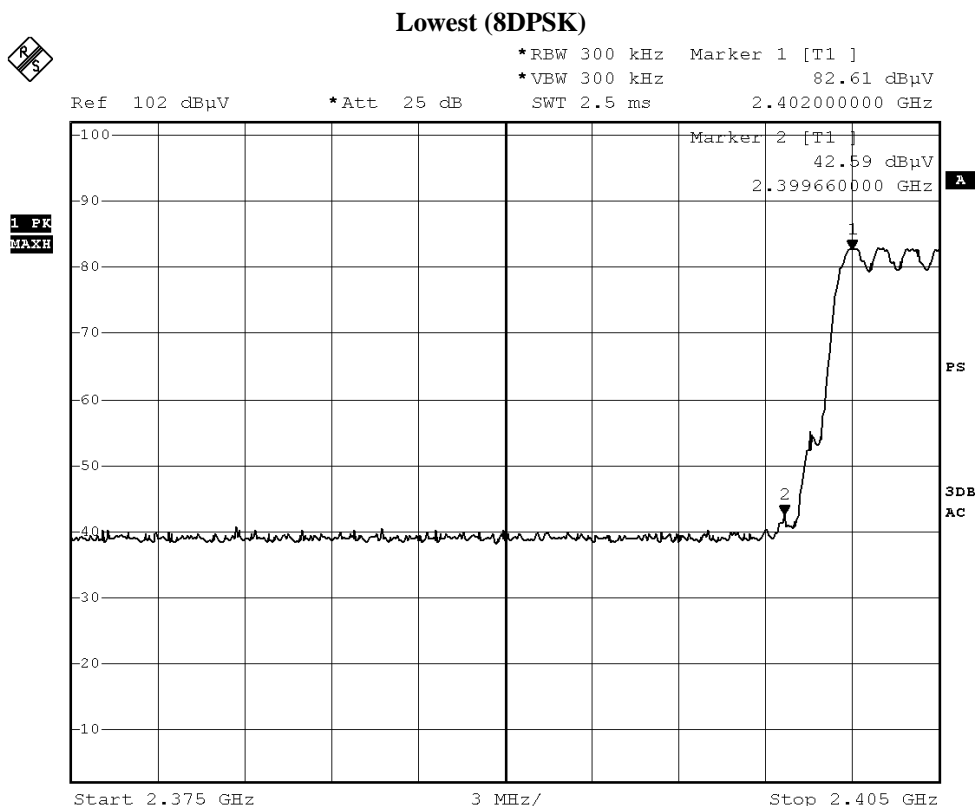


STC Test Report

Date: 2013-10-18

Page 70 of 94

No.: DM112935



Field Strength of Band-edge Compliance						
Peak Value						
Frequency MHz	Measured Level @ 3m dBμV	Correction Factor dB/m	Field Strength dBμV/m	Limit @ 3m dBμV/m	Margin dBμV/m	E-Field Polarity
2400.0	20.1	35.4	55.5	74.0	18.5	Vertical
Field Strength of Band-edge Compliance						
Average Value						
Frequency MHz	Measured Level @ 3m dBμV	Correction Factor dB/m	Field Strength dBμV/m	Limit @ 3m dBμV/m	Margin dBμV/m	E-Field Polarity
2400.0	6.7	35.4	42.1	54.0	11.9	Vertical

The Hong Kong Standards and Testing Centre Ltd.

10 Dai Wang Street, Taipo Industrial Estate, N.T., Hong Kong

Tel: (852) 2666 1888 Fax: (852) 2664 4353 Homepage: www.hkstc.org E-mail: hkstc@hkstc.org

This report shall not be reproduced unless with prior written approval from The Hong Kong Standards and Testing Centre Ltd
For Conditions of Issuance of this test report, please refer to the overleaf or Homepage

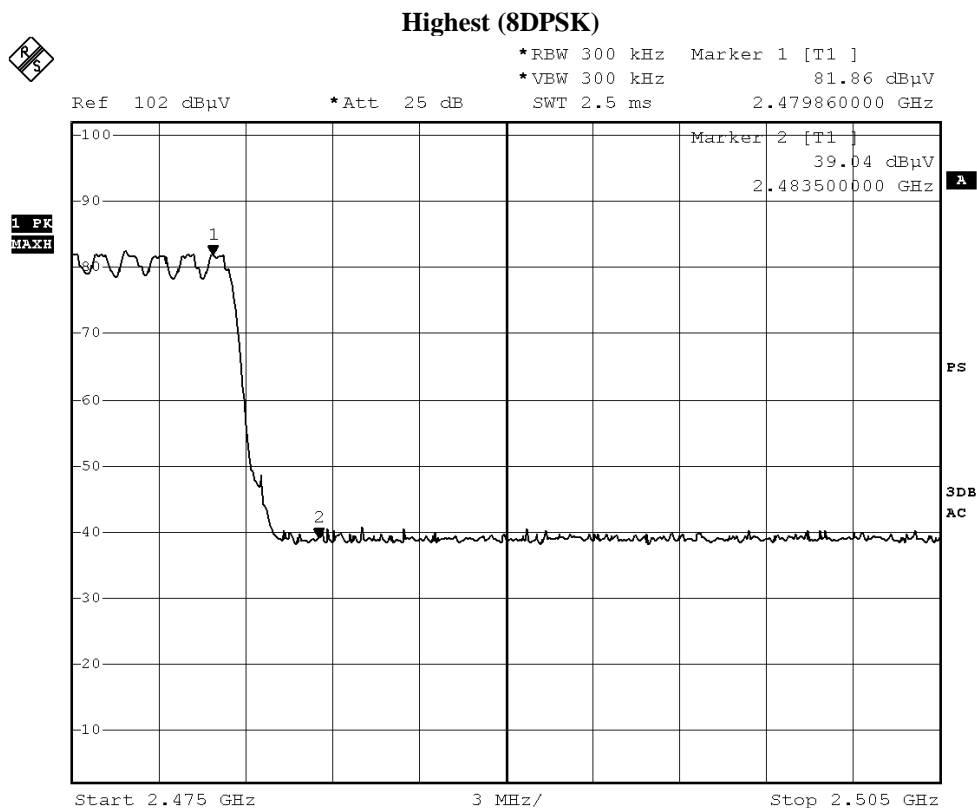


STC Test Report

Date: 2013-10-18

Page 71 of 94

No.: DM112935



Field Strength of Band-edge Compliance						
Peak Value						
Frequency	Measured Level @ 3m	Correction Factor	Field Strength	Limit @ 3m	Margin	E-Field Polarity
MHz	dBμV	dB/m	dBμV/m	dBμV/m	dBμV/m	
2483.5	19.9	35.4	55.3	74.0	18.7	Horizontal

Field Strength of Band-edge Compliance						
Average Value						
Frequency	Measured Level @ 3m	Correction Factor	Field Strength	Limit @ 3m	Margin	E-Field Polarity
MHz	dBμV	dB/m	dBμV/m	dBμV/m	dBμV/m	
2483.5	6.4	35.4	41.8	54.0	12.2	Horizontal

The Hong Kong Standards and Testing Centre Ltd.

10 Dai Wang Street, Taipo Industrial Estate, N.T., Hong Kong

Tel: (852) 2666 1888 Fax: (852) 2664 4353 Homepage: www.hkstc.org E-mail: hkstc@hkstc.org

This report shall not be reproduced unless with prior written approval from The Hong Kong Standards and Testing Centre Ltd
For Conditions of Issuance of this test report, please refer to the overleaf or Homepage



STC Test Report

Date: 2013-10-18

Page 72 of 94

No.: DM112935

3.1.8 Time of Occupancy (Dwell Time)

Requirements:

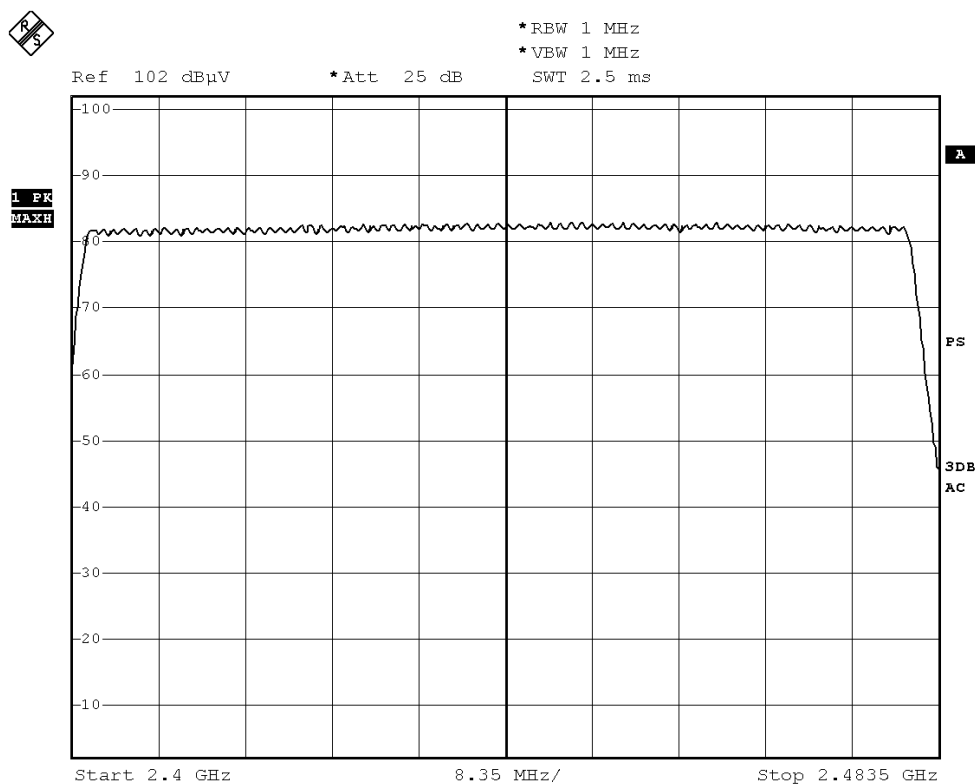
The average time of occupancy on any channel shall not be greater than 0.4 seconds within a period of 0.4 seconds multiplied by the number of hopping channel employed. No requirements for Digital Transmission System.

Dwell Time = Pulse Duration * hop rate / number of channel * observation duration

Observed duration: 0.4s x 79 = 31.6s

Measurement Data:

Channel Occupied in 8DPSK: 79 of 79 Channel



The Hong Kong Standards and Testing Centre Ltd.

10 Dai Wang Street, Taipo Industrial Estate, N.T., Hong Kong

Tel: (852) 2666 1888 Fax: (852) 2664 4353 Homepage: www.hkstc.org E-mail: hkstc@hkstc.org

This report shall not be reproduced unless with prior written approval from The Hong Kong Standards and Testing Centre Ltd
For Conditions of Issuance of this test report, please refer to the overleaf or Homepage



STC Test Report

Date: 2013-10-18

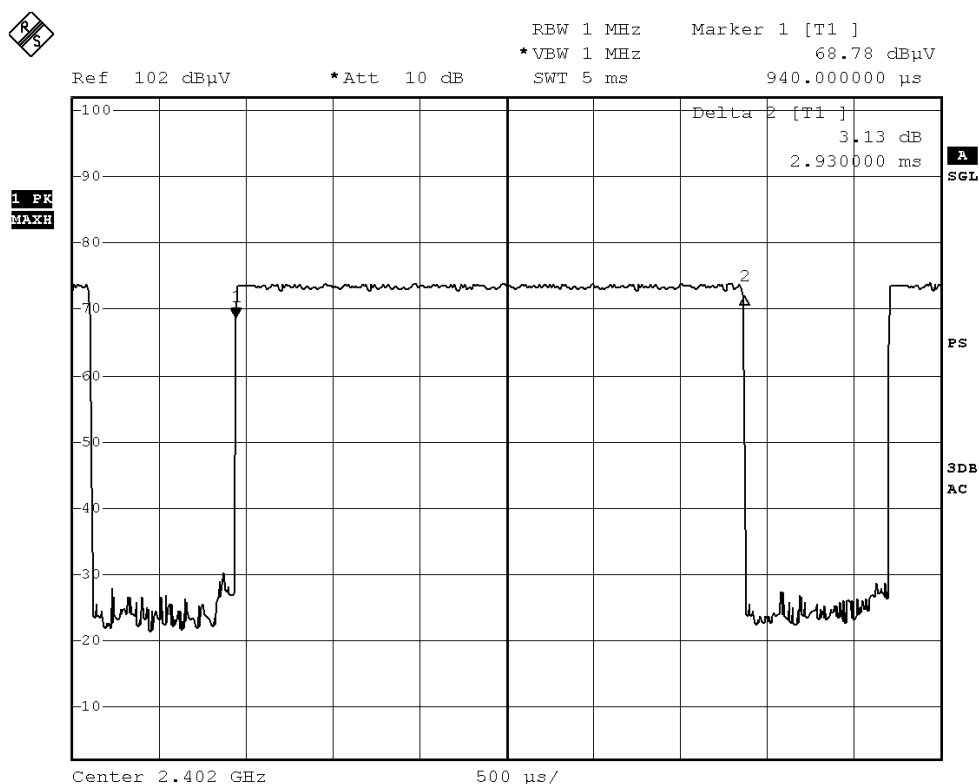
Page 73 of 94

No.: DM112935

DH5 Packet:

DH5 Packet permit maximum $1600/79/6 = 3.37$ hops per second in each channel (5 time slots RX, 1 time slot TX). The Dwell time is the time duration of the pulse times $3.37 \times 31.6 = 106.6$ within 31.6 seconds

Fig. A
[Pulse duration of Lowest Channel]



The Hong Kong Standards and Testing Centre Ltd.

10 Dai Wang Street, Taipo Industrial Estate, N.T., Hong Kong

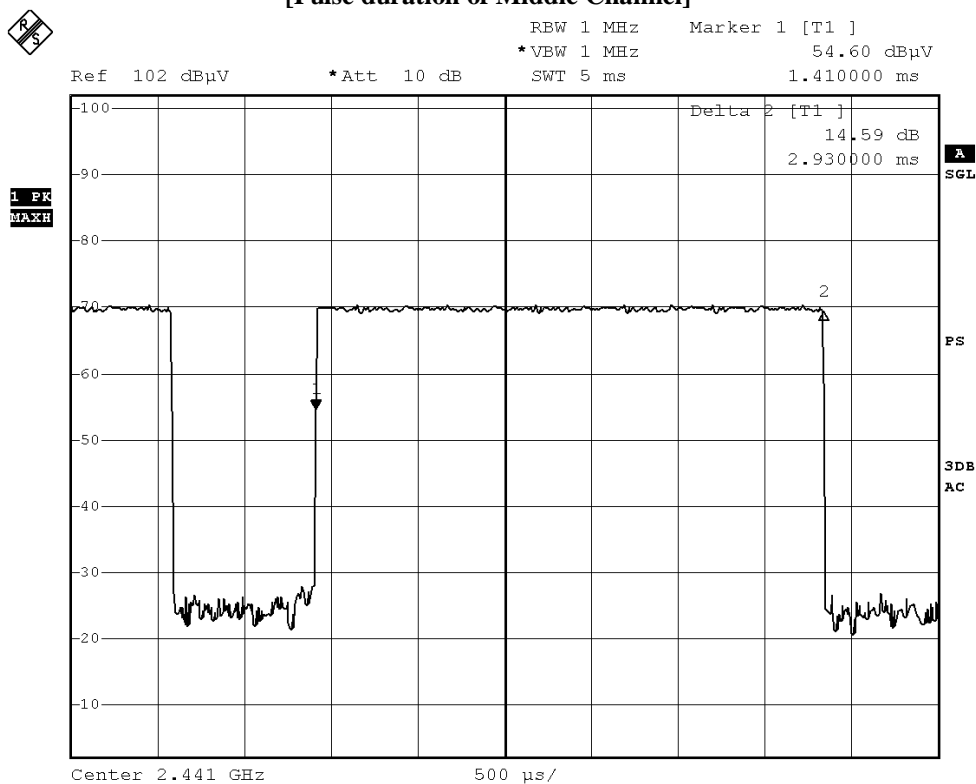
Tel: (852) 2666 1888 Fax: (852) 2664 4353 Homepage: www.hkstc.org E-mail: hkstc@hkstc.org

This report shall not be reproduced unless with prior written approval from The Hong Kong Standards and Testing Centre Ltd
For Conditions of Issuance of this test report, please refer to the overleaf or Homepage



Page 74 of 94

Fig. B
[Pulse duration of Middle Channel]



The Hong Kong Standards and Testing Centre Ltd.
10 Dai Wang Street, TaiPo Industrial Estate, N.T., Hong Kong
Tel: (852) 2666 1888 Fax: (852) 2664 4353 Homepage: www.hkstc.org E-mail: hkstc@hkstc.org

This report shall not be reproduced unless with prior written approval from The Hong Kong Standards and Testing Centre Ltd
For Conditions of Issuance of this test report, please refer to the overleaf or Homepage



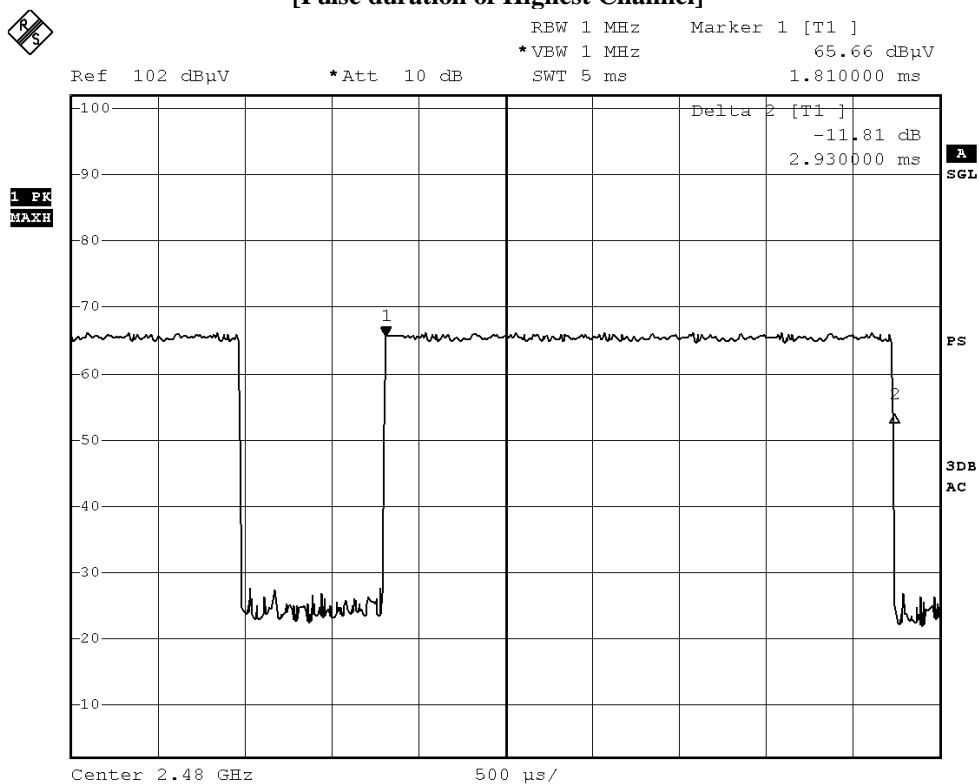
STC Test Report

Date: 2013-10-18

Page 75 of 94

No.: DM112935

Fig. C
[Pulse duration of Highest Channel]



The Hong Kong Standards and Testing Centre Ltd.

10 Dai Wang Street, Taipo Industrial Estate, N.T., Hong Kong

Tel: (852) 2666 1888 Fax: (852) 2664 4353 Homepage: www.hkstc.org E-mail: hkstc@hkstc.org

This report shall not be reproduced unless with prior written approval from The Hong Kong Standards and Testing Centre Ltd
For Conditions of Issuance of this test report, please refer to the overleaf or Homepage



STC Test Report

Date: 2013-10-18

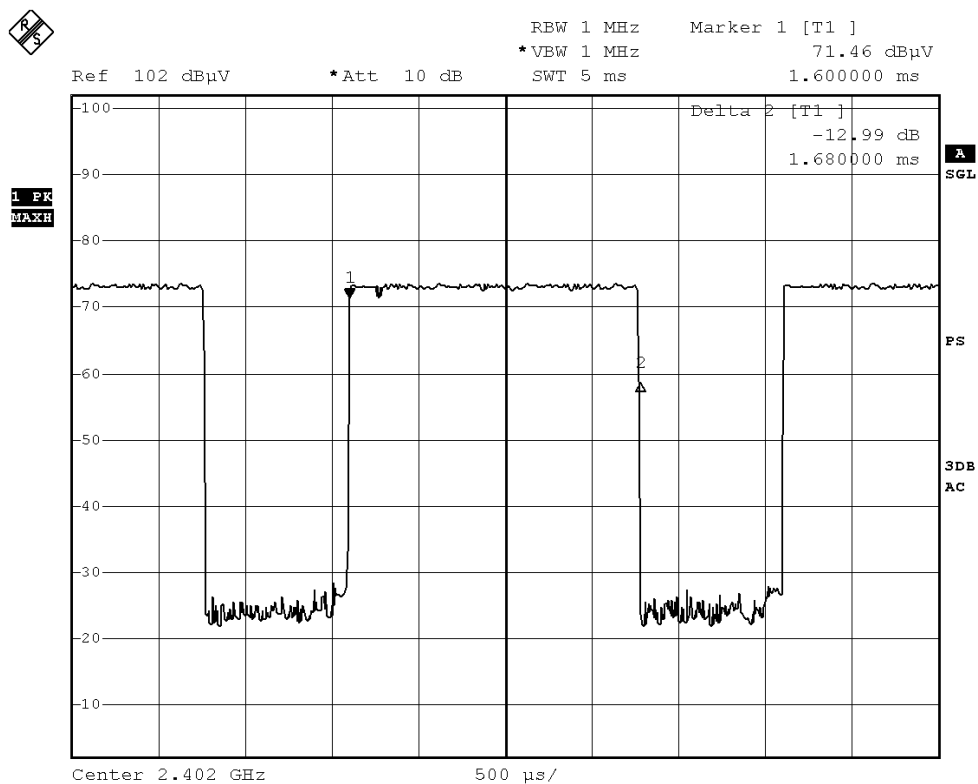
Page 76 of 94

No.: DM112935

DH3 Packet:

DH3 Packet permit maximum $1600/79/4 = 5.06$ hops per second in each channel (3 time slots RX, 1 time slot TX). The Dwell time is the time duration of the pulse times $5.06 \times 31.6 = 160$ within 31.6 seconds

Fig. D
[Pulse duration of Lowest Channel]



The Hong Kong Standards and Testing Centre Ltd.

10 Dai Wang Street, Taipo Industrial Estate, N.T., Hong Kong

Tel: (852) 2666 1888 Fax: (852) 2664 4353 Homepage: www.hkstc.org E-mail: hkstc@hkstc.org

This report shall not be reproduced unless with prior written approval from The Hong Kong Standards and Testing Centre Ltd
For Conditions of Issuance of this test report, please refer to the overleaf or Homepage



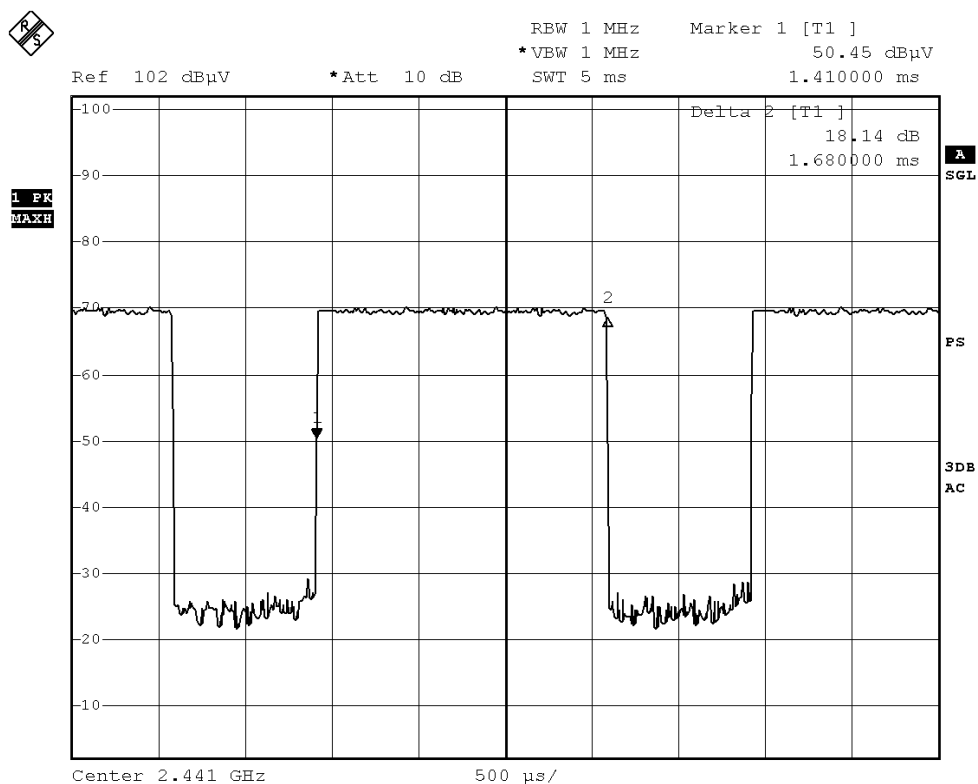
STC Test Report

Date: 2013-10-18

Page 77 of 94

No.: DM112935

Fig. E
[Pulse duration of Middle Channel]



The Hong Kong Standards and Testing Centre Ltd.

10 Dai Wang Street, Taipo Industrial Estate, N.T., Hong Kong

Tel: (852) 2666 1888 Fax: (852) 2664 4353 Homepage: www.hkstc.org E-mail: hkstc@hkstc.org

This report shall not be reproduced unless with prior written approval from The Hong Kong Standards and Testing Centre Ltd
For Conditions of Issuance of this test report, please refer to the overleaf or Homepage



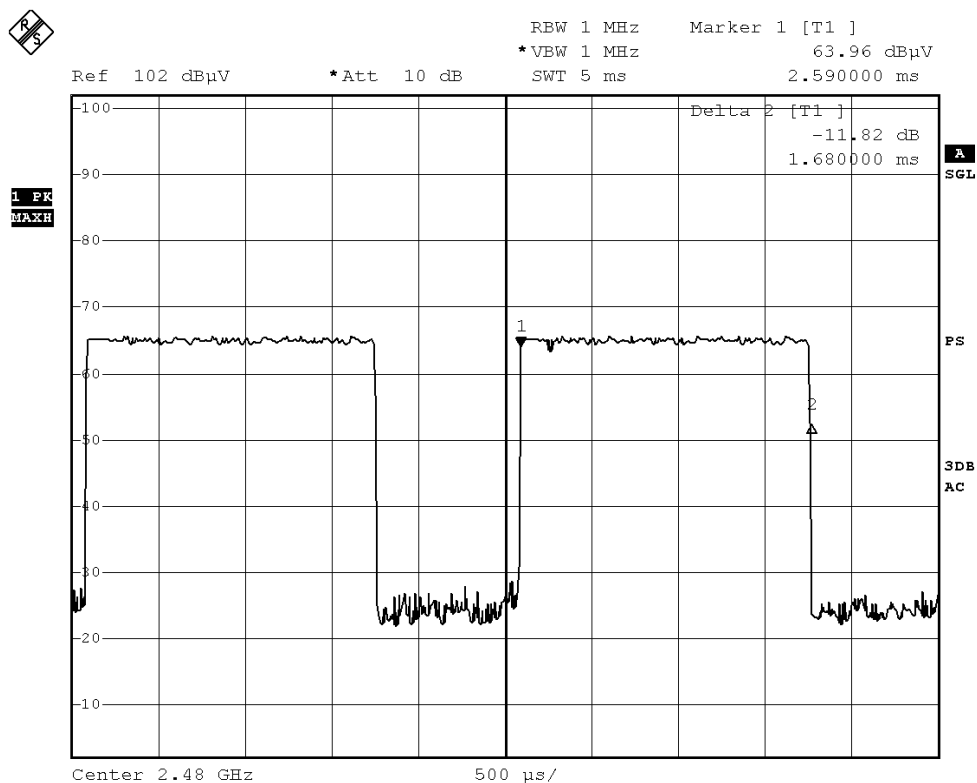
STC Test Report

Date: 2013-10-18

Page 78 of 94

No.: DM112935

Fig. F
[Pulse duration of Highest Channel]



The Hong Kong Standards and Testing Centre Ltd.

10 Dai Wang Street, Taipo Industrial Estate, N.T., Hong Kong

Tel: (852) 2666 1888 Fax: (852) 2664 4353 Homepage: www.hkstc.org E-mail: hkstc@hkstc.org

This report shall not be reproduced unless with prior written approval from The Hong Kong Standards and Testing Centre Ltd
For Conditions of Issuance of this test report, please refer to the overleaf or Homepage



STC Test Report

Date: 2013-10-18

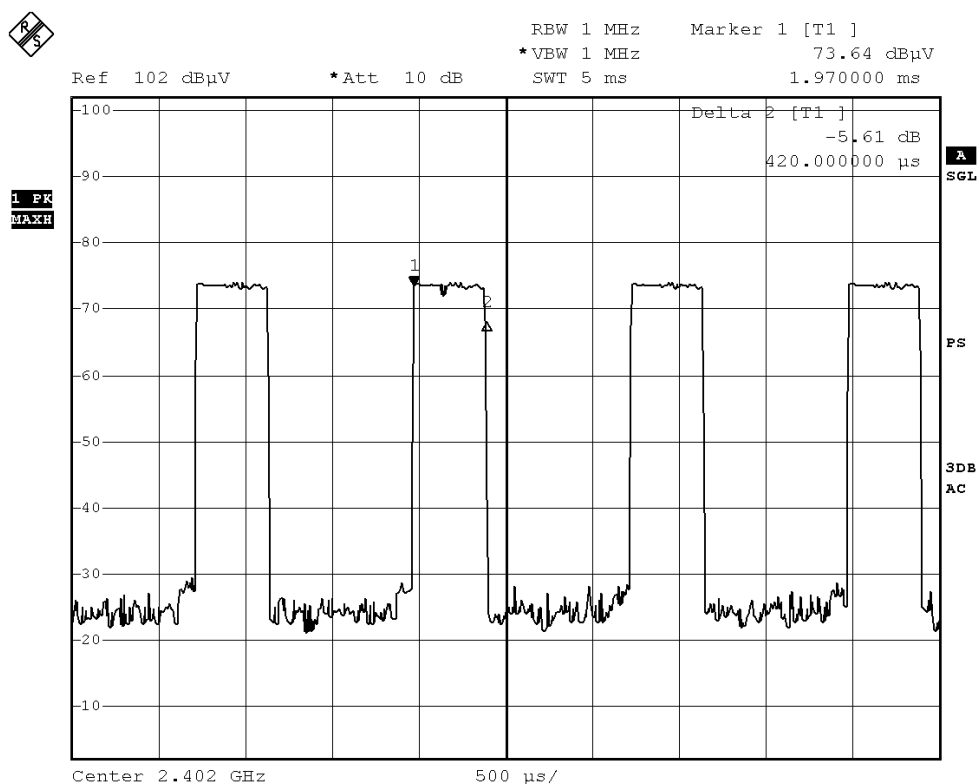
Page 79 of 94

No.: DM112935

DH1 Packet:

DH1 Packet permit maximum $1600/79/2 = 10.12$ hops per second in each channel (3 time slots RX, 1 time slot TX). The Dwell time is the time duration of the pulse times $10.12 \times 31.6 = 320$ within 31.6 seconds

Fig. G
[Pulse duration of Lowest Channel]



The Hong Kong Standards and Testing Centre Ltd.

10 Dai Wang Street, Taipo Industrial Estate, N.T., Hong Kong

Tel: (852) 2666 1888 Fax: (852) 2664 4353 Homepage: www.hkstc.org E-mail: hkstc@hkstc.org

This report shall not be reproduced unless with prior written approval from The Hong Kong Standards and Testing Centre Ltd
For Conditions of Issuance of this test report, please refer to the overleaf or Homepage



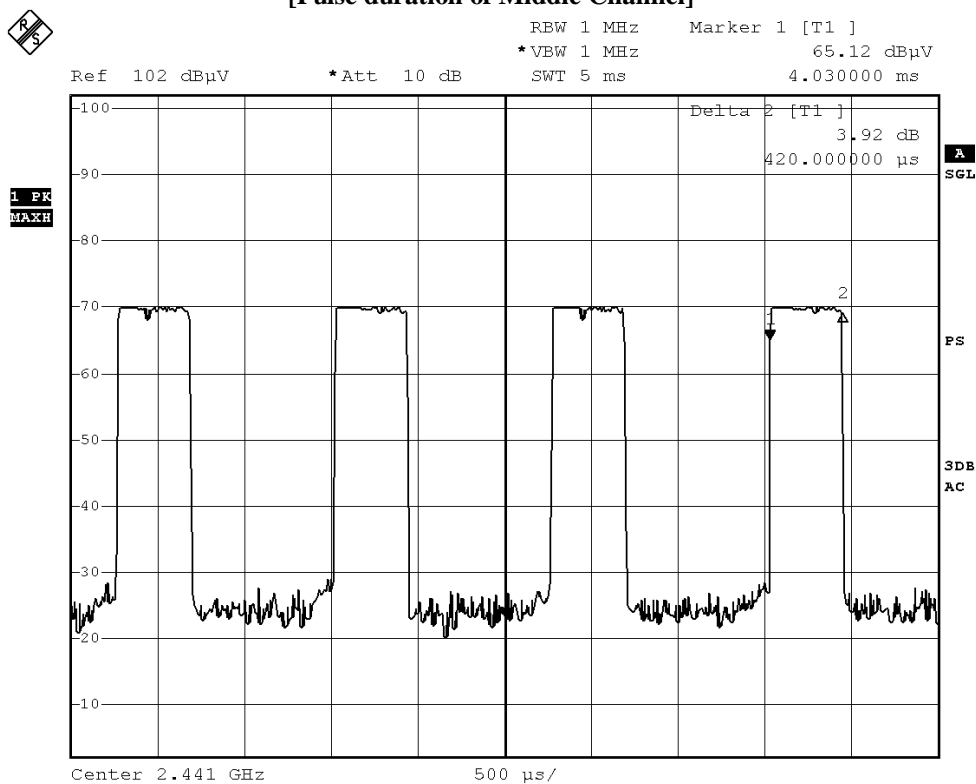
STC Test Report

Date: 2013-10-18

Page 80 of 94

No.: DM112935

Fig. H
[Pulse duration of Middle Channel]



The Hong Kong Standards and Testing Centre Ltd.

10 Dai Wang Street, Taipo Industrial Estate, N.T., Hong Kong

Tel: (852) 2666 1888 Fax: (852) 2664 4353 Homepage: www.hkstc.org E-mail: hkstc@hkstc.org

This report shall not be reproduced unless with prior written approval from The Hong Kong Standards and Testing Centre Ltd
For Conditions of Issuance of this test report, please refer to the overleaf or Homepage



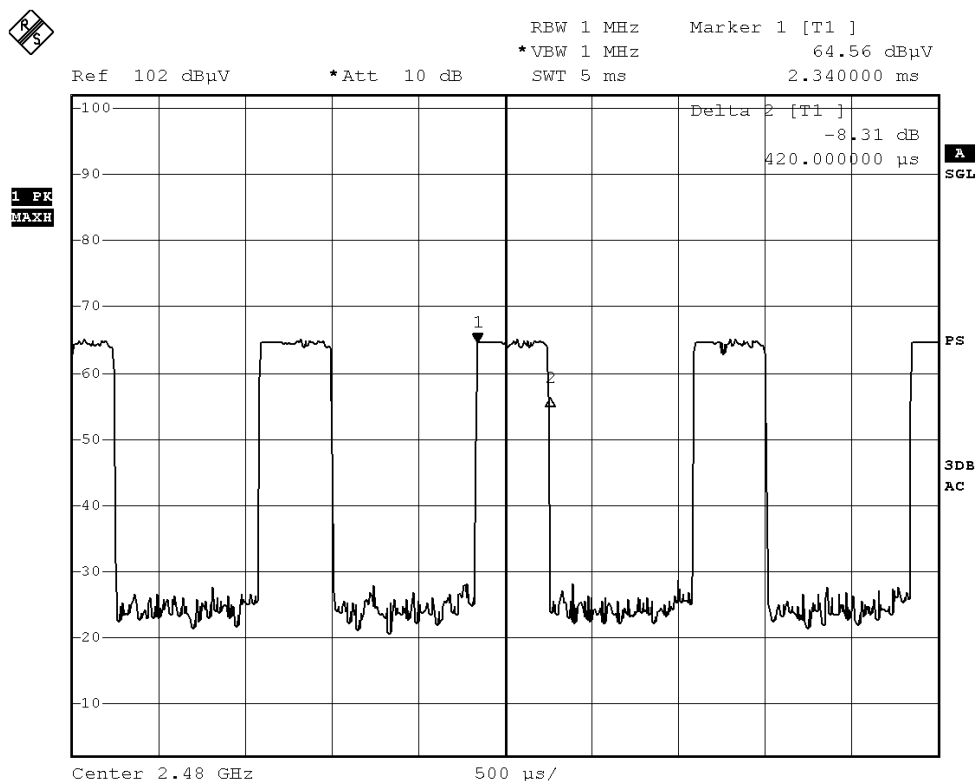
STC Test Report

Date: 2013-10-18

Page 81 of 94

No.: DM112935

Fig. I
[Pulse duration of Highest Channel]



Time of occupancy (Dwell Time):

Data Packet	Frequency (MHz)	Pulse Duration (ms)	Dwell Time (s)	Limits (s)	Test Results
DH5	2402	2.930	0.312	0.400	Complies
DH5	2441	2.930	0.312	0.400	Complies
DH5	2480	2.930	0.312	0.400	Complies
DH3	2402	1.680	0.269	0.400	Complies
DH3	2441	1.680	0.269	0.400	Complies
DH3	2480	1.680	0.269	0.400	Complies
DH1	2402	0.420	0.134	0.400	Complies
DH1	2441	0.420	0.134	0.400	Complies
DH1	2480	0.420	0.134	0.400	Complies

The Hong Kong Standards and Testing Centre Ltd.

10 Dai Wang Street, Taipo Industrial Estate, N.T., Hong Kong

Tel: (852) 2666 1888 Fax: (852) 2664 4353 Homepage: www.hkstc.org E-mail: hkstc@hkstc.org

This report shall not be reproduced unless with prior written approval from The Hong Kong Standards and Testing Centre Ltd
For Conditions of Issuance of this test report, please refer to the overleaf or Homepage



STC Test Report

Date: 2013-10-18

Page 82 of 94

No.: DM112935

3.1.9 Channel Centre Frequency

Requirements:

Frequency hopping system in the 2400-2483.5MHz band shall use at least 79 (Channel 0 to 78) non-overlapping channels.

The EUT operates in according with the Bluetooth system specification within the 2400 - 2483.5 MHz frequency band.

RF channels for Bluetooth systems are spaced 1 MHz and are ordered in channel number k. In order to comply with out-of-band regulations, a lower frequency guard band of 2.0 MHz and a higher frequency guard band of 3.5MHz is used.

The operating frequencies of each channel are as follows:

First RF channel start from 2400MHz + 2MHz guard band = 2402MHz

Frequency of RF Channel = 2402+k MHz, k = 0,...,78 (Channel separation = 1MHz)



STC Test Report

Date: 2013-10-18

Page 83 of 94

No.: DM112935

3.1.10 Pseudorandom Hopping Algorithm

Requirements:

The channel frequencies shall be selected from a pseudorandom ordered list of hopping frequencies. Each frequency must be used equally by the transmitter.

EUT Pseudorandom Hopping Algorithm

The EUT is a Bluetooth device, the Pseudo-random hopping pattern; hopping characteristics and algorithm are based on the Bluetooth specification.

The Hong Kong Standards and Testing Centre Ltd.

10 Dai Wang Street, Taipo Industrial Estate, N.T., Hong Kong
Tel: (852) 2666 1888 Fax: (852) 2664 4353 Homepage: www.hkstc.org E-mail: hkstc@hkstc.org

This report shall not be reproduced unless with prior written approval from The Hong Kong Standards and Testing Centre Ltd
For Conditions of Issuance of this test report, please refer to the overleaf or Homepage



STC Test Report

Date: 2013-10-18

Page 84 of 94

No.: DM112935

3.1.11 Antenna Requirement

Test Requirements: § 15.203

Test Specification:

An intentional radiator shall be designed to ensure that no antenna other than that furnished by the responsible party shall be used with the device. The use of a permanently attached antenna or of an antenna that uses a unique coupling to the intentional radiator shall be considered sufficient to comply with the provisions of this section. The manufacturer may design the unit so that a broken antenna can be replaced by the user, but the use of a standard antenna jack or electrical connector is prohibited.

Test Results:

This is ceramic chip antenna. There is no external antenna, the antenna gain = 2.12dBi. User is unable to remove or changed the Antenna.

The Hong Kong Standards and Testing Centre Ltd.

10 Dai Wang Street, Taipo Industrial Estate, N.T., Hong Kong
Tel: (852) 2666 1888 Fax: (852) 2664 4353 Homepage: www.hkstc.org E-mail: hkstc@hkstc.org

This report shall not be reproduced unless with prior written approval from The Hong Kong Standards and Testing Centre Ltd
For Conditions of Issuance of this test report, please refer to the overleaf or Homepage



STC Test Report

Date: 2013-10-18

Page 85 of 94

No.: DM112935

3.1.12 RF Exposure

Test Requirement:	FCC 47CFR 15.247(i)
Test Date:	2013-10-12
Mode of Operation:	BT mode
Dimension of EUT:	88mm x 70mm x 175mm

Requirements:

In 15.247(i), an equipment shall be operated in a manner that ensures that the public is not exposed to radio frequency energy levels in excess of the limits in §§ 1.1310 and 2.1093 of this chapter. Applications to the Commission for construction permits, licenses to transmit or renewals thereof, equipment authorizations or modifications in existing facilities must contain a statement confirming compliance with the limits unless the facility, operation, or transmitter is categorically excluded, as discussed below. Technical information showing the basis for this statement must be submitted to the Commission upon request.

According to KDB447498 D01 General RF Exposure Guidance v05, unless specifically required by the published RF exposure KDB procedures, standalone 1-g head or body and 10-g extremity SAR evaluation for general population exposure conditions, by measurement or numerical simulation, is not required when the corresponding SAR Exclusion Threshold condition.

Test Results:

RF Exposure Evaluation

The Maximum conducted output power = 1.88 mW (at frequency = 2.480 GHz)

It's Conducted source-based time-averaging output power = 1.869 mW (at frequency = 2.412 GHz)

Since the SAR test exclusion thresholds for 2450MHz at test separation distances ≤ 10 mm = 19mW and the Conducted source-based time-averaging output power is less than 10mW.

Therefore, the SAR evaluation can be exempted.

The Hong Kong Standards and Testing Centre Ltd.

10 Dai Wang Street, Taipo Industrial Estate, N.T., Hong Kong
Tel: (852) 2666 1888 Fax: (852) 2664 4353 Homepage: www.hkstc.org E-mail: hkstc@hkstc.org

This report shall not be reproduced unless with prior written approval from The Hong Kong Standards and Testing Centre Ltd
For Conditions of Issuance of this test report, please refer to the overleaf or Homepage



STC Test Report

Date: 2013-10-18

Page 86 of 94

No.: DM112935

Appendix A

List of Measurement Equipment

EQP NO.	DESCRIPTION	MANUFACTURER	MODEL NO.	SERIAL NO.	LAST CAL	DUE CAL
EMD004	LISN	ROHDE & SCHWARZ	ESH3-Z5	100102	2013.03.15	2014.03.14
EMD022	EMI Test Receiver	ROHDE & SCHWARZ	ESCS30	100314	2013.03.15	2014.03.14
EMD035	EMI Test Receiver	ROHDE & SCHWARZ	ESCI	100441	2013.05.28	2014.05.27
EMD036	EMI Test Receiver	ROHDE & SCHWARZ	ESIB 26	100388	2013.05.28	2014.05.27
EMD041	TWO-LINE V-NETWORK	ROHDE & SCHWARZ	ENV216	100261	2013.05.28	2014.05.27
EMD061	Biconilog Antenna	ETS.LINDGREN	3142C	00060439	2012.11.03	2014.11.02
EMD062	Double-Ridged Waveguide (1GHz – 18GHz)	ETS.LINDGREN	3117	00075933	2012.11.28	2014.11.27
EMD084	MULTI-DVICE CONTROLLER	ETS.LINDGREN	2090	00060107	N/A	N/A
EMD088	Video Contol Unit	ETS.LINDGREN	Y21953A	2601073	N/A	N/A
EMD093	Monitor	ViewSonic	VA9036	Q8X064201876	N/A	N/A
EMD102	Intelligent Frequency	Ainuo Instrument Co., Ltd	AN97005SS	79707454	N/A	N/A
EMD103	Intelligent Frequency	Ainuo Instrument Co., Ltd	AN97005SS	79707455	N/A	N/A
EMD105	FACT-3 EMC Chamber	ETS.LINDGREN	FACT-3	3803	N/A	N/A
EMD106	Shielding Room #1	ETS.LINDGREN	RFD-100	3802	N/A	N/A
EMD111	Power meter	ROHDE & SCHWARZ	NRVD	102051	2013.03.15	2014.03.14
	100V Insertion Unit	ROHDE & SCHWARZ	URV5-Z4	100464	2013.03.15	2014.03.14
EMD113	Pre-Amplifier	ROHDE & SCHWARZ	N/A	1129588	2013.03.15	2014.03.14
EMD124	Loop Antenna	ETS-Lindgren	6502	00104905	2012.03.26	2014.03.25
EMD131	Standard Gain Horn Antenna (18GHz – 26.5GHz)	Chengdu AINFO Inc.	JXTXLB-42-15-C-KF	J2021100721001	2013.01.25	2015.01.24

Remarks:-

CM Corrective Maintenance
N/A Not Applicable or Not Available
TBD To Be Determined

The Hong Kong Standards and Testing Centre Ltd.

10 Dai Wang Street, Taipo Industrial Estate, N.T., Hong Kong

Tel: (852) 2666 1888 Fax: (852) 2664 4353 Homepage: www.hkstc.org E-mail: hkstc@hkstc.org

This report shall not be reproduced unless with prior written approval from The Hong Kong Standards and Testing Centre Ltd
For Conditions of Issuance of this test report, please refer to the overleaf or Homepage



STC Test Report

Date: 2013-10-18

Page 87 of 94

No.: DM112935

Appendix B

Ancillary Equipment

ITEM NO.	DESCRIPTION	MODEL NO.	FCC ID	REMARK
1	DELL COMPUTER	DMC	N/A	N/A
2	DELL MONITOR	E177FPB	N/A	RESOLUTION:1024x768(DURING TESTING) 1.0M UNSHIEDED POWER CORD CONNECTED TO THE COMPUTER 1.5M SHIELDED CABLE CONNECTED TO THE COMPUTER
3	DELL KEYBOARD	SK-8110	N/A	1.8M SHIELDED COILED CABLE CONNECTED TO THE COMPUTER
4	DELL MOUSE	N/A	N/A	2.4M UNSHIELDED CABLE CONNECTED TO THE COMPUTER
5	LASER PRINTER	HP LaserJet 1020 Plus	N/A	1.8M UNSHIELDED POWER CORD 2.8M SHIELDED CABLE (BUNDLED TO 1M) CONNECTED TO THE COMPUTER
6	iPod Touch	A1367	BCG-E2407	N/A

The Hong Kong Standards and Testing Centre Ltd.

10 Dai Wang Street, Taipo Industrial Estate, N.T., Hong Kong
Tel: (852) 2666 1888 Fax: (852) 2664 4353 Homepage: www.hkstc.org E-mail: hkstc@hkstc.org

This report shall not be reproduced unless with prior written approval from The Hong Kong Standards and Testing Centre Ltd
For Conditions of Issuance of this test report, please refer to the overleaf or Homepage



STC Test Report

Date: 2013-10-18

Page 88 of 94

No.: DM112935

Appendix C

Photographs of EUT


Front View of the product




Rear View of the product



Inner Circuit Top View – All PCBs



Inner Circuit Bottom View – All PCBs



The Hong Kong Standards and Testing Centre Ltd.

10 Dai Wang Street, Taipo Industrial Estate, N.T., Hong Kong

Tel: (852) 2666 1888 Fax: (852) 2664 4353 Homepage: www.hkstc.org E-mail: hkstc@hkstc.org

This report shall not be reproduced unless with prior written approval from The Hong Kong Standards and Testing Centre Ltd
For Conditions of Issuance of this test report, please refer to the overleaf or Homepage



STC Test Report

Date: 2013-10-18

Page 89 of 94

No.: DM112935

Photographs of EUT


Inner Circuit Top View



Inner Circuit Bottom View



Inner Circuit Top View



Inner Circuit Bottom View



The Hong Kong Standards and Testing Centre Ltd.

10 Dai Wang Street, Taipo Industrial Estate, N.T., Hong Kong

Tel: (852) 2666 1888 Fax: (852) 2664 4353 Homepage: www.hkstc.org E-mail: hkstc@hkstc.org

This report shall not be reproduced unless with prior written approval from The Hong Kong Standards and Testing Centre Ltd
For Conditions of Issuance of this test report, please refer to the overleaf or Homepage



STC Test Report

Date: 2013-10-18

Page 90 of 94


No.: DM112935

Photographs of EUT


Inner Circuit Top View



Inner Circuit Bottom View



Inner Circuit Top View



Inner Circuit Bottom View



The Hong Kong Standards and Testing Centre Ltd.

10 Dai Wang Street, Taipo Industrial Estate, N.T., Hong Kong

Tel: (852) 2666 1888 Fax: (852) 2664 4353 Homepage: www.hkstc.org E-mail: hkstc@hkstc.org

This report shall not be reproduced unless with prior written approval from The Hong Kong Standards and Testing Centre Ltd
For Conditions of Issuance of this test report, please refer to the overleaf or Homepage



STC Test Report


Date: 2013-10-18

Page 91 of 94

No.: DM112935

Photographs of EUT

Measurement of Radiated Emission Test Set Up



The Hong Kong Standards and Testing Centre Ltd.

10 Dai Wang Street, Taipo Industrial Estate, N.T., Hong Kong

Tel: (852) 2666 1888 Fax: (852) 2664 4353 Homepage: www.hkstc.org E-mail: hkstc@hkstc.org

This report shall not be reproduced unless with prior written approval from The Hong Kong Standards and Testing Centre Ltd
For Conditions of Issuance of this test report, please refer to the overleaf or Homepage



STC Test Report


Date: 2013-10-18

Page 92 of 94

No.: DM112935

Photographs of EUT

Measurement of Radiated Emission Test Set Up



The Hong Kong Standards and Testing Centre Ltd.

10 Dai Wang Street, Taipo Industrial Estate, N.T., Hong Kong

Tel: (852) 2666 1888 Fax: (852) 2664 4353 Homepage: www.hkstc.org E-mail: hkstc@hkstc.org

This report shall not be reproduced unless with prior written approval from The Hong Kong Standards and Testing Centre Ltd
For Conditions of Issuance of this test report, please refer to the overleaf or Homepage



STC Test Report


Date: 2013-10-18

Page 93 of 94

No.: DM112935

Photographs of EUT

Measurement of Radiated Emission Test Set Up



The Hong Kong Standards and Testing Centre Ltd.

10 Dai Wang Street, Taipo Industrial Estate, N.T., Hong Kong

Tel: (852) 2666 1888 Fax: (852) 2664 4353 Homepage: www.hkstc.org E-mail: hkstc@hkstc.org

This report shall not be reproduced unless with prior written approval from The Hong Kong Standards and Testing Centre Ltd
For Conditions of Issuance of this test report, please refer to the overleaf or Homepage



STC Test Report

Date: 2013-10-18

Page 94 of 94

No.: DM112935

Photographs of EUT

Measurement of Conducted Emission Test Set Up



******* End of Test Report *******

The Hong Kong Standards and Testing Centre Ltd.

10 Dai Wang Street, Taipo Industrial Estate, N.T., Hong Kong
Tel: (852) 2666 1888 Fax: (852) 2664 4353 Homepage: www.hkstc.org E-mail: hkstc@hkstc.org

This report shall not be reproduced unless with prior written approval from The Hong Kong Standards and Testing Centre Ltd
For Conditions of Issuance of this test report, please refer to the overleaf or Homepage