


## **EXHIBIT D - TEST SETUP PHOTOGRAPHS**

**Conducted Emissions - Front View**



**Conducted Emissions - Side View**



**Below 30MHz: Radiated Emissions - Front View (powered by adapter)**



**Below 30MHz: Radiated Emissions - Rear View (powered by adapter)**



**Above 30 MHz: Radiated Emissions - Front View (powered by adapter)**



**Above 30 MHz: Radiated Emissions - Rear View (powered by adapter)**





**Above 1 GHz: Radiated Emissions - Front View (powered by adapter)**



**Above 1 GHz: Radiated Emissions - Rear View (powered by adapter)**



**Below 30MHz: Radiated Emissions - Front View (powered by POE)**



**Below 30MHz: Radiated Emissions - Rear View (powered by POE)**



**Above 30MHz: Radiated Emissions - Front View (powered by POE)**



**Above 30MHz: Radiated Emissions - Rear View (powered by POE)**







**Above 1 GHz: Radiated Emissions - Front View (powered by POE)**



**Above 1 GHz: Radiated Emissions - Rear View (powered by POE)**



**Frequency Stability (powered by adapter)**



**Frequency Stability (powered by POE)**

