Audix Technology Corp.
No. 491, Zhongfu Rd., Linkou Dist.,
New Taipei City244, Taiwan
Tel: +886 2 26099301
Fax: +886 2 26099303

A.3 6dB OCCUPIED BANDWIDTH

Test Date	2019/09/19 ~ 25	Temp./Hum.	24~25℃/50~54%
Cable Loss	0.5dB	Tested By	Martin Chen
Test Voltage	AC 120V 60Hz (Via AC Adapter)		

A.3.1 Emission Bandwidth Result

Mode	Centre Frequency (MHz)	6 dB Bandwidth (MHz)	Occupied (99%) Bandwidth (MHz)	Limit
802.11b	2412	10.14	13.386	>500kHz
	2442	10.14	13.444	
	2462	10.14	13.398	
	2472	10.14	13.854	
802.11g	2412	16.38	16.607	
	2442	16.40	16.800	
	2462	16.38	16.678	
	2472	16.38	16.370	
802.11n-HT20	2412	17.62	17.781	
	2442	17.62	17.812	
	2462	17.62	17.794	
	2472	17.62	17.594	
802.11n-HT40	2422	36.40	36.208	
	2442	36.40	36.231	
	2452	36.36	36.187	
	2462	36.36	36.106	
802.11ax-HE20	2412	18.98	18.978	
	2442	18.85	18.988	
	2462	18.85	19.011	
	2472	18.63	18.708	
802.11ax-HE40	2422	38.01	37.753	
	2442	38.02	37.729	
	2452	38.03	37.740	
	2462	37.77	37.474	

This test report may be reproduced in full only. The document may only be updated by Audix Technology Corp. personnel. Any changes will be noted in the Document History section of the report.

Audix Technology Corp.
No. 491, Zhongfu Rd., Linkou Dist.,
New Taipei City244, Taiwan
Tel: +886 2 26099301
Fax: +886 2 26099303

Mode	RU Configuration	Centre Frequency (MHz)	6 dB Bandwidth (MHz)	Occupied (99%) Bandwidth (MHz)	Limit
802.11ax-HE20	26/0	2412	2.063	18.272	>500kHz
	52/37		14.48	18.129	
	106/53		17.19	18.198	
	26/8	2472	2.032	18.036	
	52/40		16.96	17.940	
	106/54		17.04	17.965	
802.11ax-HE40	242/61	2422	18.88	18.740	
	242/62	2462	18.58	18.513	

Mode	Centre Frequency (MHz)	6 dB Bandwidth (MHz)	Occupied (99%) Bandwidth (MHz)	Limit
BLE	2402	0.6760	1.0648	>500kHz
	2440	0.6844	1.0613	
	2480	0.6956	1.0633	

This test report may be reproduced in full only. The document may only be updated by Audix Technology Corp. personnel. Any changes will be noted in the Document History section of the report.

Audix Technology Corp.
No. 491, Zhongfu Rd., Linkou Dist.,
New Taipei City244, Taiwan

Tel: +886 2 26099301
Fax: +886 2 26099303

A.3.2 Measurement Plots

802.11b	802.11g
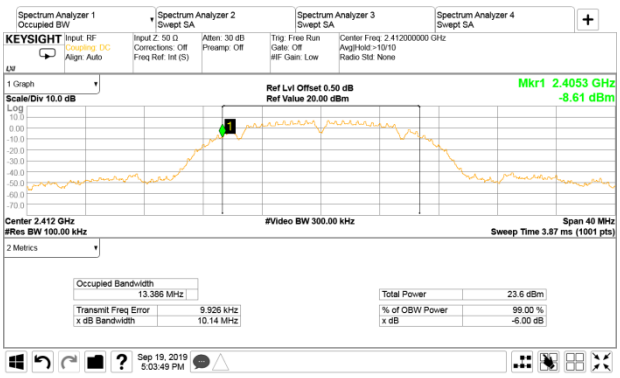	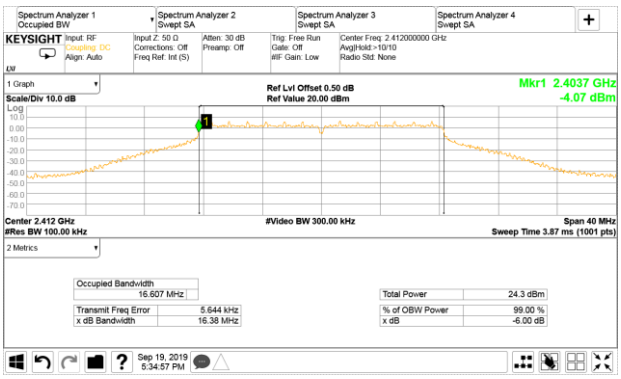
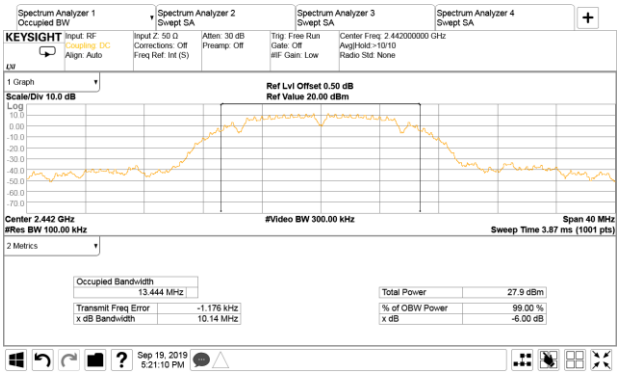	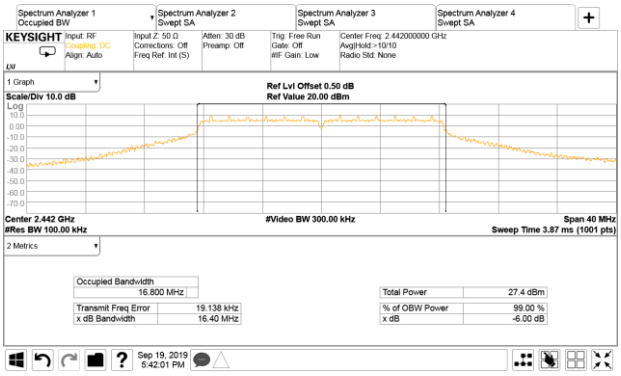
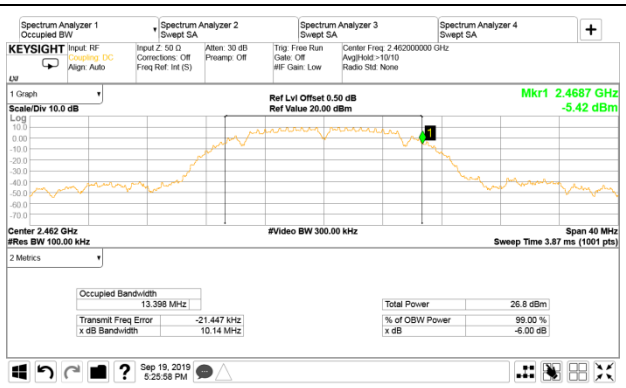	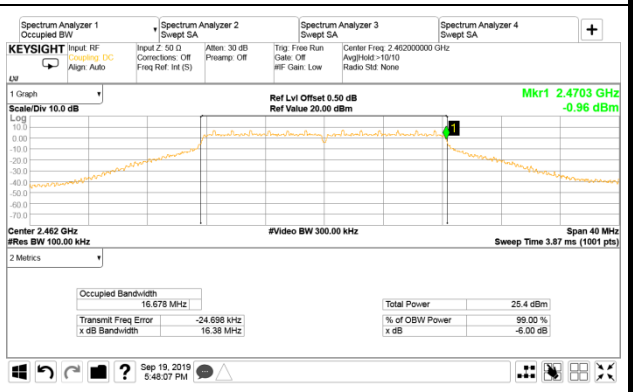
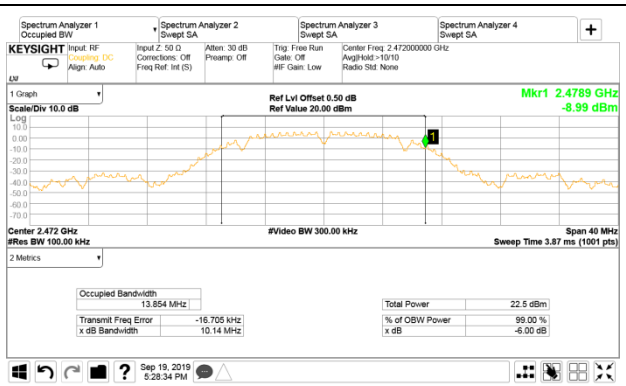	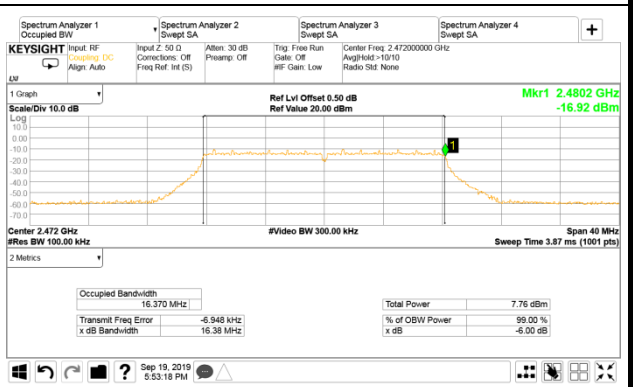

This test report may be reproduced in full only. The document may only be updated by Audix Technology Corp. personnel. Any changes will be noted in the Document History section of the report.

Audix Technology Corp.
No. 491, Zhongfu Rd., Linkou Dist.,
New Taipei City244, Taiwan

Tel: +886 2 26099301
Fax: +886 2 26099303

802.11n-HT20	802.11n-HT40
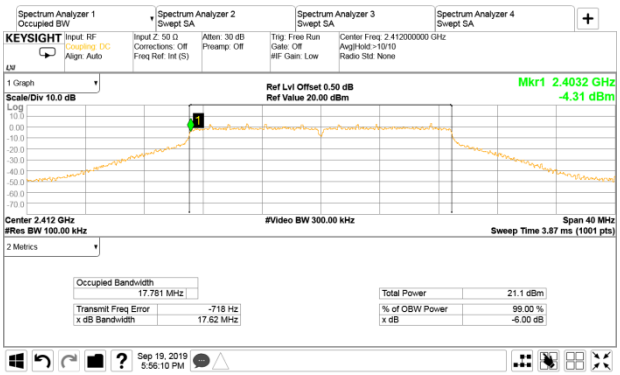	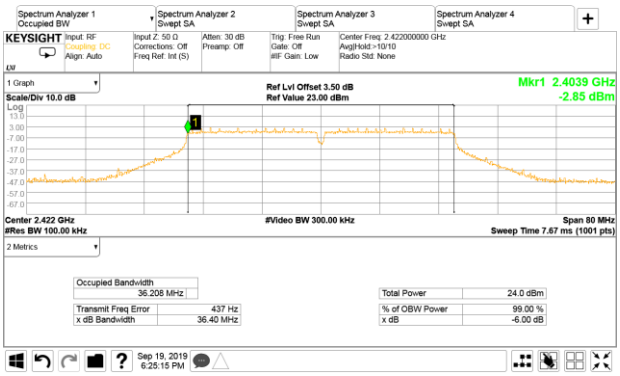
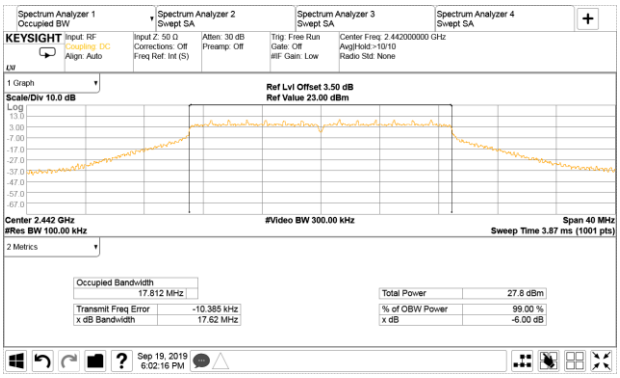	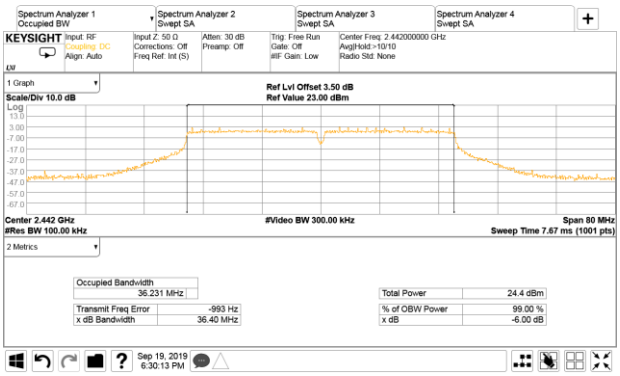
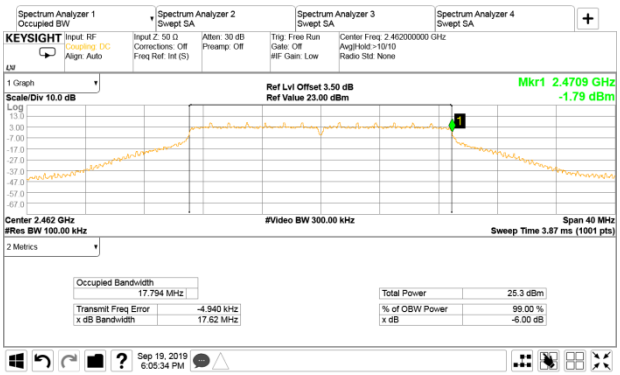	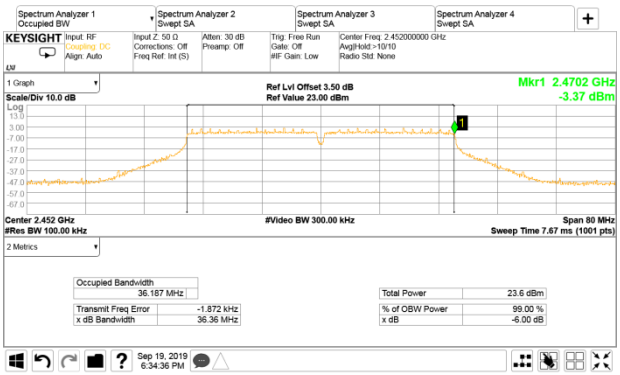
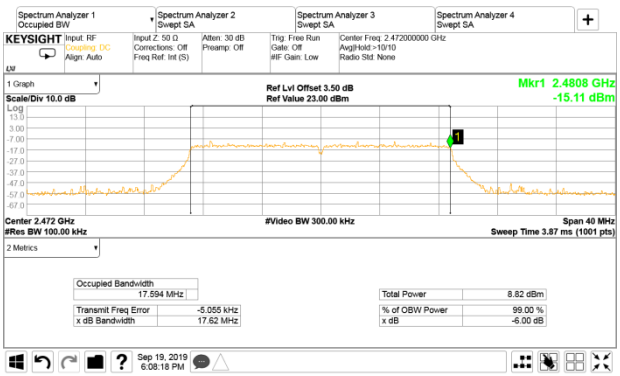	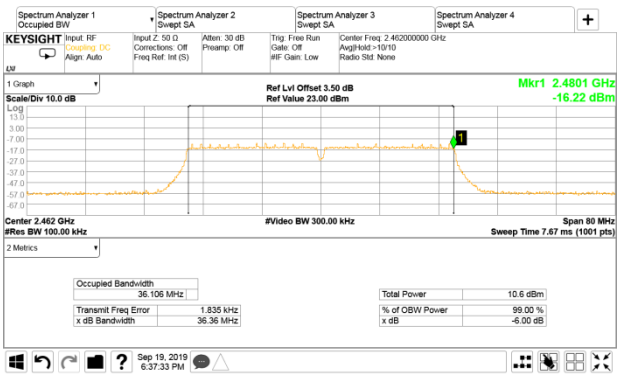

This test report may be reproduced in full only. The document may only be updated by Audix Technology Corp. personnel. Any changes will be noted in the Document History section of the report.

Audix Technology Corp.
No. 491, Zhongfu Rd., Linkou Dist.,
New Taipei City244, Taiwan

Tel: +886 2 26099301
Fax: +886 2 26099303

802.11ax-HE20	802.11ax-HE40
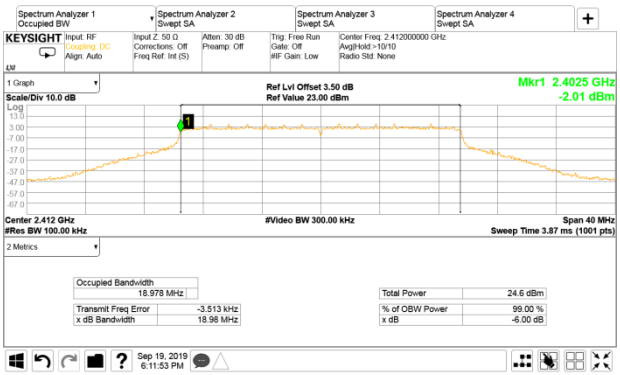	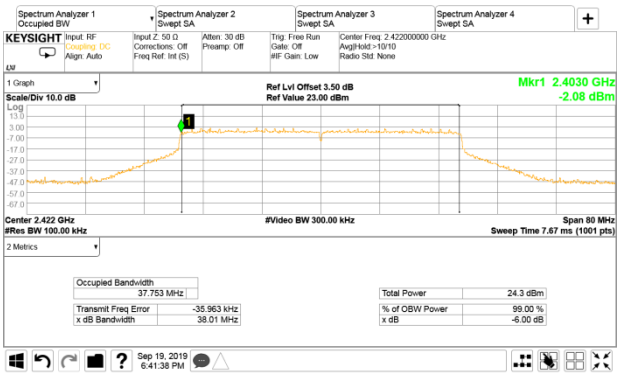
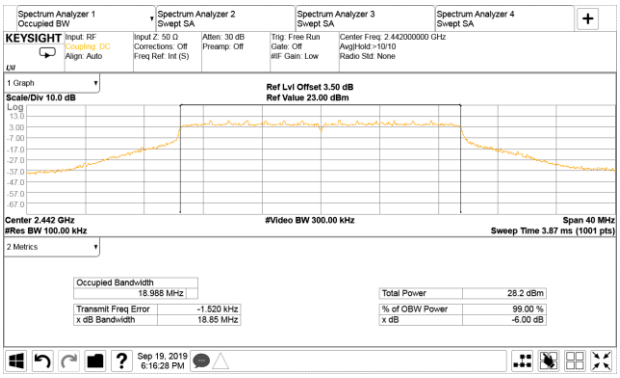	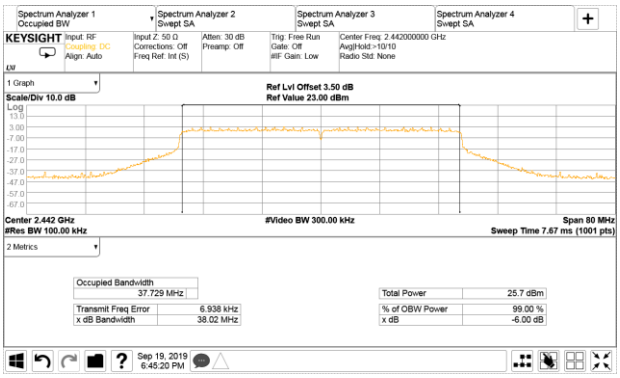
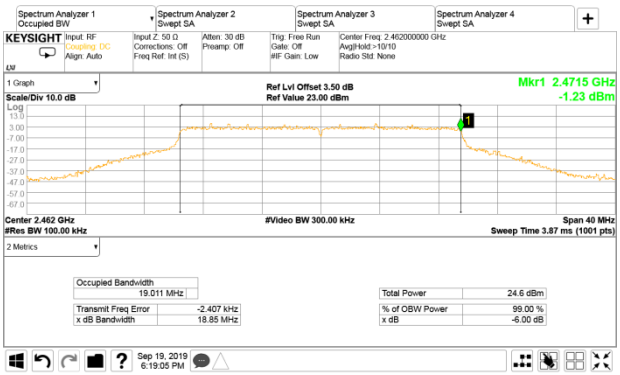	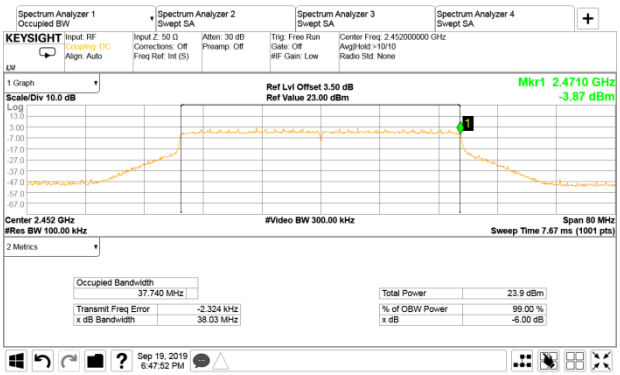
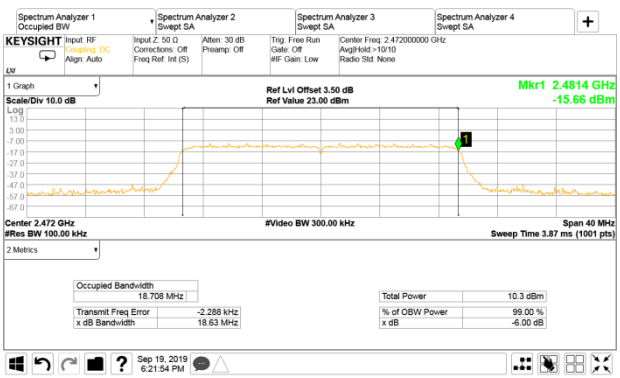	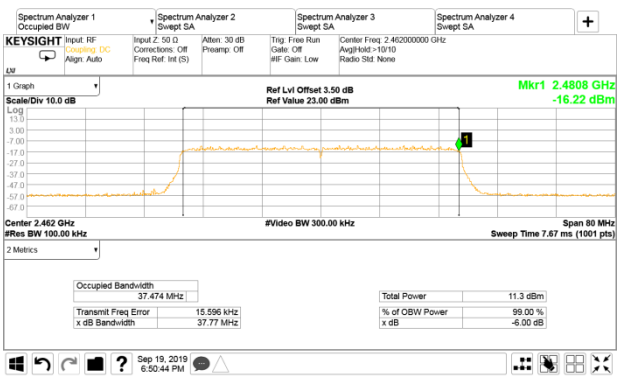

This test report may be reproduced in full only. The document may only be updated by Audix Technology Corp. personnel. Any changes will be noted in the Document History section of the report.

Audix Technology Corp.
No. 491, Zhongfu Rd., Linkou Dist.,
New Taipei City244, Taiwan

Tel: +886 2 26099301
Fax: +886 2 26099303

802.11ax-HE20

2412MHz

RU Configuration: 26/0

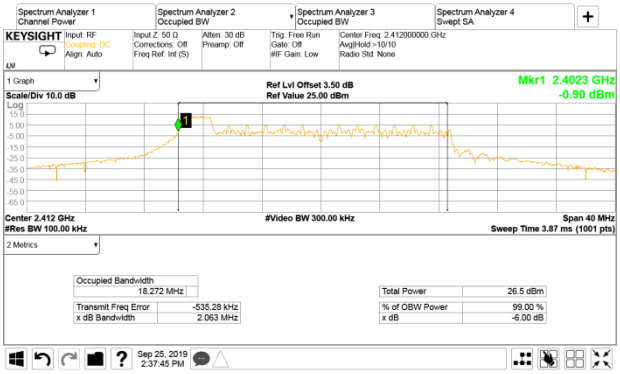

RU Configuration: 52/37

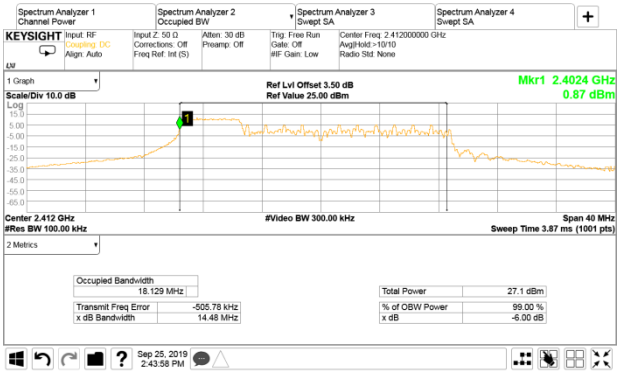

RU Configuration: 106/53

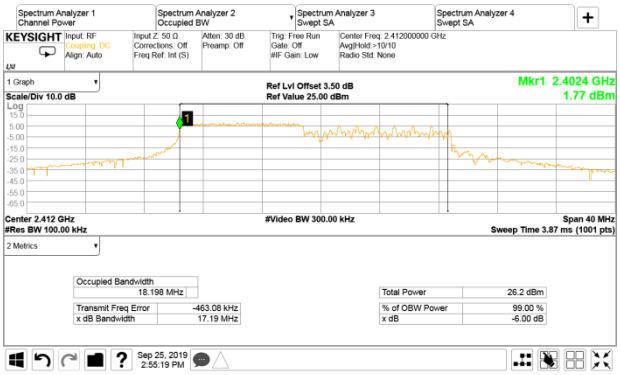

2472MHz

RU Configuration: 26/8

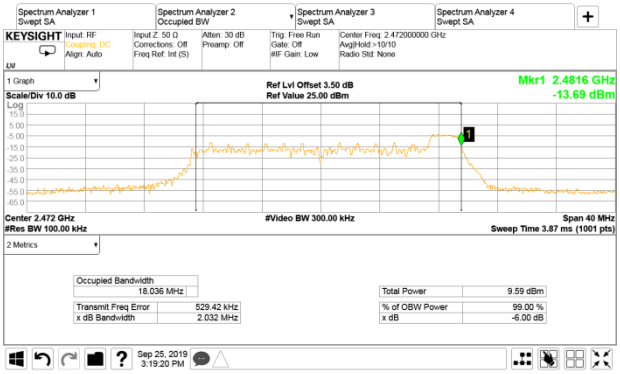

RU Configuration: 52/40

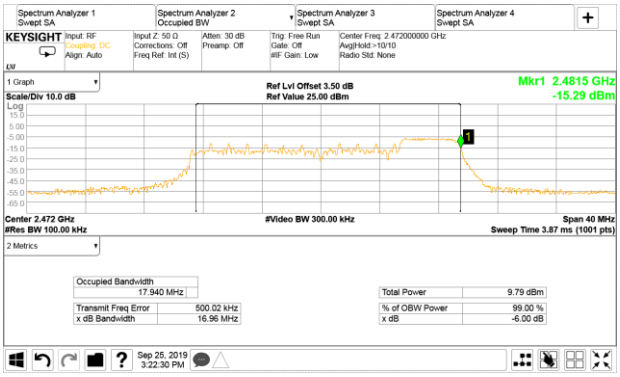

RU Configuration: 106/54

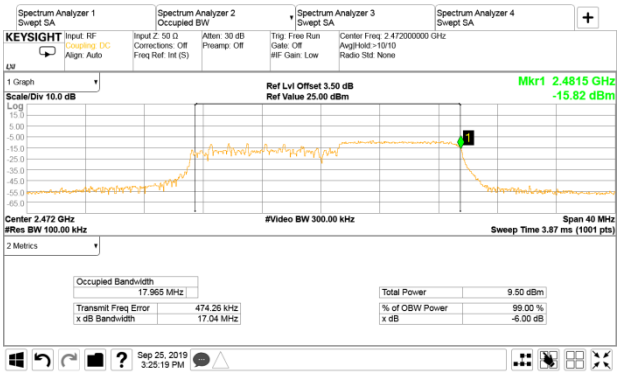

This test report may be reproduced in full only. The document may only be updated by Audix Technology Corp. personnel. Any changes will be noted in the Document History section of the report.

Audix Technology Corp.
No. 491, Zhongfu Rd., Linkou Dist.,
New Taipei City244, Taiwan

Tel: +886 2 26099301
Fax: +886 2 26099303

802.11ax-HE40	
2422MHz	2462MHz
RU Configuration: 242/61	RU Configuration: 242/62
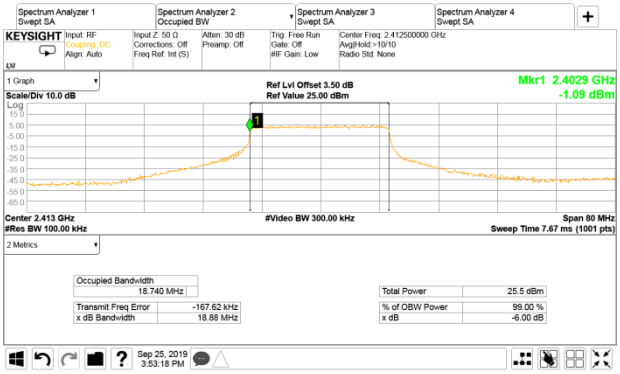	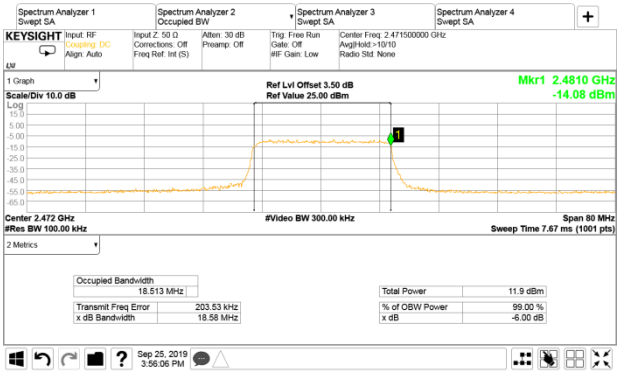

This test report may be reproduced in full only. The document may only be updated by Audix Technology Corp. personnel. Any changes will be noted in the Document History section of the report.

Audix Technology Corp.
No. 491, Zhongfu Rd., Linkou Dist.,
New Taipei City244, Taiwan

Tel: +886 2 26099301
Fax: +886 2 26099303

BLE

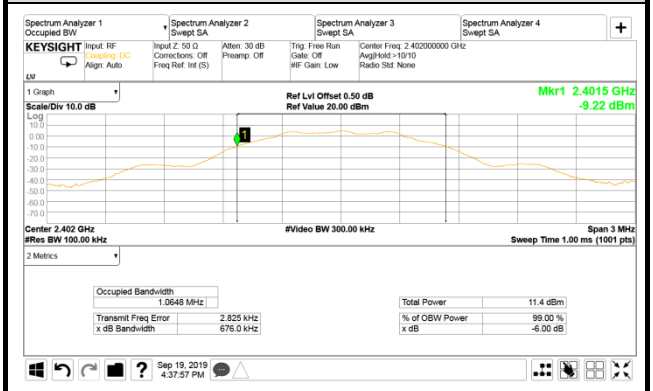

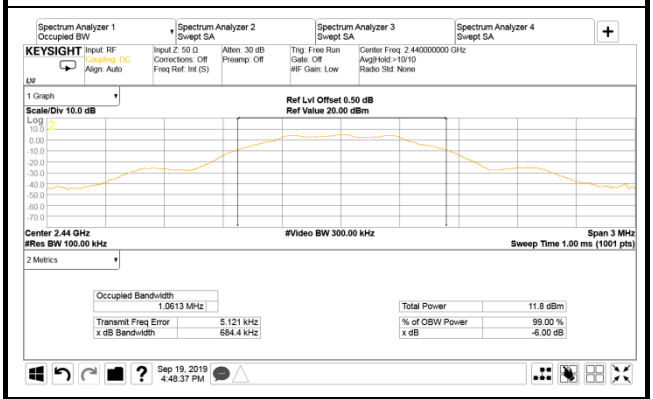

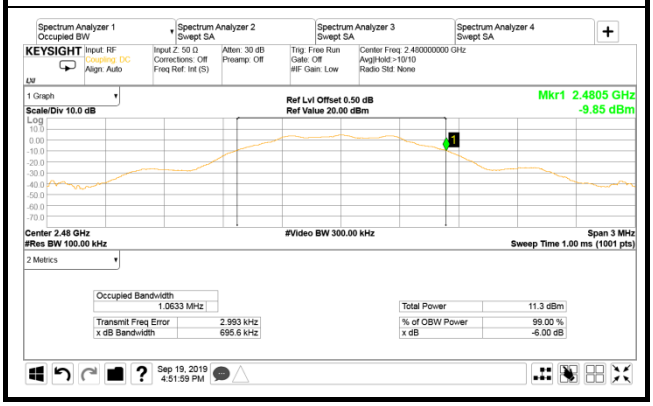

This test report may be reproduced in full only. The document may only be updated by Audix Technology Corp. personnel. Any changes will be noted in the Document History section of the report.

Audix Technology Corp.
No. 491, Zhongfu Rd., Linkou Dist.,
New Taipei City244, Taiwan
Tel: +886 2 26099301
Fax: +886 2 26099303

A.4 MAXIMUM PEAK OUTPUT POWER

Test Date	(1)2019/09/19 ~ 25	Temp./Hum.	(1)24~25℃/50~54%
	(2)2021/09/08		(2)24℃/51%
Cable Loss	0.5dB	Tested By	(1)Sean Wang
Test Voltage	AC 120V 60Hz (Via AC Adapter)		(2)Kuper Hsu

A.4.1 Peak Output Power

SPOT CHECK

Mode	Centre Frequency (MHz)	Peak Output Power (dBm)		Max. Peak Output Power	
		Chain 0	Chain 1	(dBm)	(W)
802.11b	2412	21.42	21.09	21.42	0.139
	2417	21.80	22.31	22.31	0.170
	2442	22.27	22.4	22.40	0.174
	2457	22.34	21.99	22.34	0.171
	2462	21.41	21.01	21.41	0.138
	2467	20.02	20.45	20.45	0.111
	2472	15.48	15.32	15.48	0.035

Mode	Centre Frequency (MHz)	Peak Output Power (dBm)		Max. Peak Output Power	
		Chain 0	Chain 1	(dBm)	(W)
802.11g	2412	21.47	21.64	21.64	0.146
	2417	22.13	22.26	22.26	0.168
	2442	23.51	23.57	23.57	0.228
	2457	22.47	22.16	22.47	0.177
	2462	21.94	21.25	21.94	0.156
	2467	19.65	19.61	19.65	0.092
	2472	12.32	11.75	12.32	0.017

Note: 1. The results have been included cable loss.
2. This device embedded with same radio transmitter with FCC ID: BEJNT-15Z90N, IC: 2703H-15Z90N. We did spot check for output power and all output power values keep identical thus we reuse all results except to E.I.R.P. test items.

This test report may be reproduced in full only. The document may only be updated by Audix Technology Corp. personnel. Any changes will be noted in the Document History section of the report.

Audix Technology Corp.
No. 491, Zhongfu Rd., Linkou Dist.,
New Taipei City244, Taiwan
Tel: +886 2 26099301
Fax: +886 2 26099303

SPOT CHECK

Mode	Centre Frequency (MHz)	Peak Output Power (dBm)		Total Peak Output Power	
		Chain 0	Chain 1	(dBm)	(W)
802.11n-HT20	2412	18.34	18.85	21.61	0.145
	2417	20.03	18.85	22.49	0.177
	2442	21.41	21.76	24.60	0.288
	2457	20.14	19.92	23.04	0.201
	2462	19.30	19.17	22.25	0.168
	2467	16.56	16.83	19.71	0.094
	2472	9.31	9.59	12.46	0.018

Mode	Centre Frequency (MHz)	Peak Output Power (dBm)		Total Peak Output Power	
		Chain 0	Chain 1	(dBm)	(W)
802.11n-HT40	2422	18.60	18.46	21.54	0.143
	2427	18.04	17.96	21.01	0.126
	2442	19.56	19.68	22.63	0.183
	2447	19.66	19.48	22.58	0.181
	2452	17.79	18.04	20.93	0.124
	2457	15.24	14.41	17.86	0.061
	2462	10.92	10.6	13.77	0.024

Mode	Centre Frequency (MHz)	Peak Output Power (dBm)		Total Peak Output Power	
		Chain 0	Chain 1	(dBm)	(W)
802.11ax-HE20	2412	18.90	19.20	22.06	0.161
	2417	20.05	20.14	23.11	0.205
	2442	21.21	21.29	24.26	0.267
	2457	19.88	19.43	22.67	0.185
	2462	18.77	19.11	21.95	0.157
	2467	16.54	16.99	19.78	0.095
	2472	9.25	9.37	12.32	0.017

Mode	Centre Frequency (MHz)	Peak Output Power (dBm)		Total Peak Output Power	
		Chain 0	Chain 1	(dBm)	(W)
802.11ax-HE40	2422	19.02	19.01	22.03	0.160
	2427	17.86	17.59	20.74	0.119
	2442	19.62	19.39	22.52	0.179
	2447	19.25	19.21	22.24	0.167
	2452	18.23	18.11	21.18	0.131
	2457	14.31	14.75	17.55	0.057
	2462	11.72	10.21	14.04	0.025

Note: 1. The results have been included cable loss.
2. This device embedded with same radio transmitter with FCC ID: BEJNT-15Z90N, IC: 2703H-15Z90N. We did spot check for output power and all output power values keep identical thus we reuse all results except to E.I.R.P. test items.

This test report may be reproduced in full only. The document may only be updated by Audix Technology Corp. personnel. Any changes will be noted in the Document History section of the report.

Audix Technology Corp.
No. 491, Zhongfu Rd., Linkou Dist.,
New Taipei City244, Taiwan
Tel: +886 2 26099301
Fax: +886 2 26099303

SPOT CHECK

Mode	RU Configuration	Centre Frequency (MHz)	Peak Output Power (dBm)		Total Peak Output Power	
			Chain 0	Chain 1	(dBm)	(W)
802.11ax-HE20	26/0	2412	23.33	23.58	26.47	0.444
	52/37		23.26	23.34	26.31	0.428
	106/53		23.15	23.51	26.34	0.431
	26/8	2472	10.46	10.23	13.36	0.022
	52/40		10.51	10.03	13.29	0.021
	106/54		10.72	10.21	13.48	0.022

Mode	RU Configuration	Centre Frequency (MHz)	Peak Output Power (dBm)		Total Peak Output Power	
			Chain 0	Chain 1	(dBm)	(W)
802.11ax-HE40	242/61	2422	23.03	23.51	26.29	0.426
	242/62	2467	14.74	12.47	16.77	0.048

Note: 1. The results have been included cable loss.
2. This device embedded with same radio transmitter with FCC ID: BEJNT-15Z90N, IC: 2703H-15Z90N. We did spot check for output power and all output power values keep identical thus we reuse all results except to E.I.R.P. test items.

SPOT CHECK

Mode	Centre Frequency (MHz)	Peak Output Power (dBm)		Max. Peak Output Power	
		Chain 0	Chain 1	(dBm)	(W)
BLE (1M)	2402	4.71	---	4.82	0.0030
	2440	5.08	---	5.28	0.0034
	2480	5.67	---	4.56	0.0029
BLE (2M)	2402	4.71	---	4.69	0.0030
	2440	5.32	---	5.29	0.0034
	2480	5.71	---	4.50	0.0029
BLE (PHY Coded S2)	2402	4.66	---	4.67	0.0030
	2440	5.08	---	5.16	0.0034
	2480	5.58	---	4.62	0.0029
BLE (PHY Coded S8)	2402	4.61	---	4.65	0.0030
	2440	5.09	---	5.22	0.0034
	2480	4.60	---	4.57	0.0029

Note: 1. The results have been included cable loss.
2. This device embedded with same radio transmitter with FCC ID: BEJNT-15Z90N, IC: 2703H-15Z90N. We did spot check for output power and all output power values keep identical thus we reuse all results except to E.I.R.P. test items.

This test report may be reproduced in full only. The document may only be updated by Audix Technology Corp. personnel. Any changes will be noted in the Document History section of the report.

Audix Technology Corp.
No. 491, Zhongfu Rd., Linkou Dist.,
New Taipei City244, Taiwan
Tel: +886 2 26099301
Fax: +886 2 26099303

Test SKU: SKU #1 (with INPAQ Antenna)

Mode	Centre Frequency (MHz)	Peak Output Power (dBm)		Max. Peak Output Power		Antenna Gain (dBi)	Output Power (E.I.R.P.)		Limit
		Chain 0	Chain 1	(dBm)	(W)		(dBm)	(W)	
802.11b	2412	21.72	21.89	21.89	0.155	6.3	28.19	0.659	<29.7dBm (0.933W) Note2 (Peak Output Power) <35.7dBm (3.72W) Note2 (E.I.R.P)
	2417	22.40	22.43	22.43	0.175		28.73	0.746	
	2442	22.53	22.52	22.53	0.179		28.83	0.764	
	2457	22.52	22.41	22.52	0.179		28.82	0.762	
	2462	21.61	21.55	21.61	0.145		27.91	0.618	
	2467	20.72	20.65	20.72	0.118		27.02	0.504	
	2472	15.64	15.56	15.64	0.037		21.94	0.156	

Mode	Centre Frequency (MHz)	Peak Output Power (dBm)		Max. Peak Output Power		Antenna Gain (dBi)	Output Power (E.I.R.P.)		Limit
		Chain 0	Chain 1	(dBm)	(W)		(dBm)	(W)	
802.11g	2412	21.59	21.78	21.78	0.151	6.3	28.08	0.643	<29.7dBm (0.933W) Note2 (Peak Output Power) <35.7dBm (3.72W) Note2 (E.I.R.P)
	2417	22.49	22.46	22.49	0.177		28.79	0.757	
	2442	23.71	23.81	23.81	0.240		30.11	1.026	
	2457	22.77	22.64	22.77	0.189		29.07	0.807	
	2462	22.14	22.05	22.14	0.164		28.44	0.698	
	2467	19.81	19.79	19.81	0.096		26.11	0.408	
	2472	12.92	12.29	12.92	0.020		19.22	0.084	

Mode	Centre Frequency (MHz)	Peak Output Power (dBm)		Total Peak Output Power		Antenna Gain (dBi)	Output Power (E.I.R.P.)		Limit
		Chain 0	Chain 1	(dBm)	(W)		(dBm)	(W)	
802.11n-HT20	2412	19.04	19.25	22.16	0.164	6.3	28.46	0.701	<29.7dBm (0.933W) Note2 (Peak Output Power) <35.7dBm (3.72W) Note2 (E.I.R.P)
	2417	20.21	20.11	23.17	0.207		29.47	0.885	
	2442	22.01	21.96	25.00	0.316		31.30	1.349	
	2457	20.38	20.34	23.37	0.217		29.67	0.927	
	2462	19.65	19.51	22.59	0.182		28.89	0.774	
	2467	17.11	17.01	20.07	0.102		26.37	0.434	
	2472	10.01	9.81	12.92	0.020		19.22	0.084	

Mode	Centre Frequency (MHz)	Peak Output Power (dBm)		Total Peak Output Power		Antenna Gain (dBi)	Output Power (E.I.R.P.)		Limit
		Chain 0	Chain 1	(dBm)	(W)		(dBm)	(W)	
802.11n-HT40	2422	19.32	19.22	22.28	0.169	6.3	28.58	0.721	<29.7dBm (0.933W) Note2 (Peak Output Power) <35.7dBm (3.72W) Note2 (E.I.R.P)
	2427	18.22	18.17	21.21	0.132		27.51	0.564	
	2442	19.96	19.82	22.90	0.195		29.20	0.832	
	2447	19.98	19.93	22.97	0.198		29.27	0.845	
	2452	18.69	18.64	21.68	0.147		27.98	0.628	
	2457	15.36	15.14	18.26	0.067		24.56	0.286	
	2462	12.02	11.02	14.56	0.029		20.86	0.122	

Note: 1. The results have been included cable loss.
2. The Peak Output Power limit (dBm)=30-(6.3-6)=29.7 ; The EIRP limit=36-(6.3-6)=35.7

This test report may be reproduced in full only. The document may only be updated by Audix Technology Corp. personnel. Any changes will be noted in the Document History section of the report.

Audix Technology Corp.
No. 491, Zhongfu Rd., Linkou Dist.,
New Taipei City244, Taiwan
Tel: +886 2 26099301
Fax: +886 2 26099303

Mode	Centre Frequency (MHz)	Peak Output Power (dBm)		Total Peak Output Power		Antenna Gain (dBi)	Output Power (E.I.R.P.)		Limit
		Chain 0	Chain 1	(dBm)	(W)		(dBm)	(W)	
802.11ax-HE20	2412	18.98	19.22	22.11	0.163	6.3	28.41	0.693	<29.7dBm (0.933W) Note2 (Peak Output Power) <35.7dBm (3.72W) Note2 (E.I.R.P)
	2417	20.23	20.17	23.21	0.209		29.51	0.893	
	2442	21.93	21.95	24.95	0.313		31.25	1.334	
	2457	20.40	20.21	23.32	0.215		29.62	0.916	
	2462	19.63	19.53	22.59	0.182		28.89	0.774	
	2467	16.98	17.04	20.02	0.100		26.32	0.429	
	2472	10.21	9.91	13.07	0.020		19.37	0.086	

Mode	Centre Frequency (MHz)	Peak Output Power (dBm)		Total Peak Output Power		Antenna Gain (dBi)	Output Power (E.I.R.P.)		Limit
		Chain 0	Chain 1	(dBm)	(W)		(dBm)	(W)	
802.11ax-HE40	2422	19.08	19.13	22.12	0.163	6.3	28.42	0.695	<29.7dBm (0.933W) Note2 (Peak Output Power) <35.7dBm (3.72W) Note2 (E.I.R.P)
	2427	18.02	17.94	20.99	0.126		27.29	0.536	
	2442	19.84	19.79	22.83	0.192		29.13	0.818	
	2447	19.81	19.73	22.78	0.190		29.08	0.809	
	2452	18.35	18.41	21.39	0.138		27.69	0.587	
	2457	15.11	14.94	18.04	0.064		24.34	0.272	
	2462	11.93	10.60	14.33	0.027		20.63	0.116	

Mode	RU Configuration	Centre Frequency (MHz)	Peak Output Power (dBm)		Total Peak Output Power		Antenna Gain (dBi)	Output Power (E.I.R.P.)		Limit
			Chain 0	Chain 1	(dBm)	(W)		(dBm)	(W)	
802.11ax-HE20	26/0	2412	23.52	23.65	26.60	0.457	6.3	32.90	1.950	<29.7dBm (0.933W) Note2 (Peak Output Power) <35.7dBm (3.72W) Note2 (E.I.R.P)
	52/37		23.55	23.62	26.60	0.457		32.90	1.950	
	106/53		23.42	23.67	26.56	0.453		32.86	1.932	
	26/8	2472	10.74	10.07	13.43	0.022		19.73	0.094	
	52/40		10.93	10.11	13.55	0.023		19.85	0.097	
	106/54		10.97	10.24	13.63	0.023		19.93	0.098	

Mode	RU Configuration	Centre Frequency (MHz)	Peak Output Power (dBm)		Total Peak Output Power		Antenna Gain (dBi)	Output Power (E.I.R.P.)		Limit
			Chain 0	Chain 1	(dBm)	(W)		(dBm)	(W)	
802.11ax-HE40	242/61	2422	23.44	23.65	26.56	0.453	6.3	32.86	1.932	<29.7dBm (0.933W) Note2 (Peak Output Power) <35.7dBm (3.72W) Note2 (E.I.R.P)
	242/62	2467	14.18	14.08	17.14	0.052		23.44	0.221	

Note: 1. The results have been included cable loss.
2. The Peak Output Power limit (dBm)=30-(6.3-6)=29.7 ; The EIRP limit=36-(6.3-6)=35.7

This test report may be reproduced in full only. The document may only be updated by Audix Technology Corp. personnel. Any changes will be noted in the Document History section of the report.

Audix Technology Corp.
No. 491, Zhongfu Rd., Linkou Dist.,
New Taipei City244, Taiwan
Tel: +886 2 26099301
Fax: +886 2 26099303

Mode	Centre Frequency (MHz)	Peak Output Power (dBm)		Max. Peak Output Power		Antenna Gain (dBi)	Output Power (E.I.R.P.)		Limit
		Chain 0	Chain 1	(dBm)	(W)		(dBm)	(W)	
BLE (1M)	2402	4.85	---	4.85	0.0031	3.4	8.25	0.0067	<30dBm (1W) (Peak Output Power) <36dBm (4W) (E.I.R.P)
	2440	5.37	---	5.37	0.0034		8.77	0.0075	
	2480	4.66	---	4.66	0.0029		8.06	0.0064	
BLE (2M)	2402	4.84	---	4.84	0.0030		8.24	0.0067	
	2440	5.37	---	5.37	0.0034		8.77	0.0075	
	2480	4.66	---	4.66	0.0029		8.06	0.0064	
BLE (PHY Coded S2)	2402	4.82	---	4.82	0.0030		8.22	0.0066	
	2440	5.36	---	5.36	0.0034		8.76	0.0075	
	2480	4.65	---	4.65	0.0029		8.05	0.0064	
BLE (PHY Coded S8)	2402	4.82	---	4.82	0.0030		8.22	0.0066	
	2440	5.36	---	5.36	0.0034		8.76	0.0075	
	2480	4.65	---	4.65	0.0029		8.05	0.0064	

Note: 1. The results have been included cable loss.

This test report may be reproduced in full only. The document may only be updated by Audix Technology Corp. personnel. Any changes will be noted in the Document History section of the report.

Audix Technology Corp.
No. 491, Zhongfu Rd., Linkou Dist.,
New Taipei City244, Taiwan
Tel: +886 2 26099301
Fax: +886 2 26099303

Test SKU: SKU #2 (with LUXSHARE-ICT Antenna)

Mode	Centre Frequency (MHz)	Peak Output Power (dBm)		Max. Peak Output Power		Antenna Gain (dBi)	Output Power (E.I.R.P.)		Limit
		Chain 0	Chain 1	(dBm)	(W)		(dBm)	(W)	
802.11b	2412	21.72	21.89	21.89	0.155	2.0	23.89	0.245	<30dBm (1W) (Peak Output Power) <36dBm (4W) (E.I.R.P)
	2417	22.40	22.43	22.43	0.175		24.43	0.277	
	2442	22.53	22.52	22.53	0.179		24.53	0.284	
	2457	22.52	22.41	22.52	0.179		24.52	0.283	
	2462	21.61	21.55	21.61	0.145		23.61	0.230	
	2467	20.72	20.65	20.72	0.118		22.72	0.187	
	2472	15.64	15.56	15.64	0.037		17.64	0.058	

Mode	Centre Frequency (MHz)	Peak Output Power (dBm)		Max. Peak Output Power		Antenna Gain (dBi)	Output Power (E.I.R.P.)		Limit
		Chain 0	Chain 1	(dBm)	(W)		(dBm)	(W)	
802.11g	2412	21.59	21.78	21.78	0.151	2.0	23.78	0.239	<30dBm (1W) (Peak Output Power) <36dBm (4W) (E.I.R.P)
	2417	22.49	22.46	22.49	0.177		24.49	0.281	
	2442	23.71	23.81	23.81	0.240		25.81	0.381	
	2457	22.77	22.64	22.77	0.189		24.77	0.300	
	2462	22.14	22.05	22.14	0.164		24.14	0.259	
	2467	19.81	19.79	19.81	0.096		21.81	0.152	
	2472	12.92	12.29	12.92	0.020		14.92	0.031	

Mode	Centre Frequency (MHz)	Peak Output Power (dBm)		Total Peak Output Power		Antenna Gain (dBi)	Output Power (E.I.R.P.)		Limit
		Chain 0	Chain 1	(dBm)	(W)		(dBm)	(W)	
802.11n-HT20	2412	19.04	19.25	22.16	0.164	2.0	24.16	0.261	<30dBm (1W) (Peak Output Power) <36dBm (4W) (E.I.R.P)
	2417	20.21	20.11	23.17	0.207		25.17	0.329	
	2442	22.01	21.96	25.00	0.316		27.00	0.501	
	2457	20.38	20.34	23.37	0.217		25.37	0.344	
	2462	19.65	19.51	22.59	0.182		24.59	0.288	
	2467	17.11	17.01	20.07	0.102		22.07	0.161	
	2472	10.01	9.81	12.92	0.020		14.92	0.031	

Mode	Centre Frequency (MHz)	Peak Output Power (dBm)		Total Peak Output Power		Antenna Gain (dBi)	Output Power (E.I.R.P.)		Limit
		Chain 0	Chain 1	(dBm)	(W)		(dBm)	(W)	
802.11n-HT40	2422	19.32	19.22	22.28	0.169	2.0	24.28	0.268	<30dBm (1W) (Peak Output Power) <36dBm (4W) (E.I.R.P)
	2427	18.22	18.17	21.21	0.132		23.21	0.209	
	2442	19.96	19.82	22.90	0.195		24.90	0.309	
	2447	19.98	19.93	22.97	0.198		24.97	0.314	
	2452	18.69	18.64	21.68	0.147		23.68	0.233	
	2457	15.36	15.14	18.26	0.067		20.26	0.106	
	2462	12.02	11.02	14.56	0.029		16.56	0.045	

Note: 1. The results have been included cable loss.

This test report may be reproduced in full only. The document may only be updated by Audix Technology Corp. personnel. Any changes will be noted in the Document History section of the report.

Audix Technology Corp.
No. 491, Zhongfu Rd., Linkou Dist.,
New Taipei City244, Taiwan
Tel: +886 2 26099301
Fax: +886 2 26099303

Mode	Centre Frequency (MHz)	Peak Output Power (dBm)		Total Peak Output Power		Antenna Gain (dBi)	Output Power (E.I.R.P.)		Limit
		Chain 0	Chain 1	(dBm)	(W)		(dBm)	(W)	
802.11ax-HE20	2412	18.98	19.22	22.11	0.163	2.0	24.11	0.258	<30dBm (1W) (Peak Output Power) <36dBm (4W) (E.I.R.P)
	2417	20.23	20.17	23.21	0.209		25.21	0.332	
	2442	21.93	21.95	24.95	0.313		26.95	0.495	
	2457	20.40	20.21	23.32	0.215		25.32	0.340	
	2462	19.63	19.53	22.59	0.182		24.59	0.288	
	2467	16.98	17.04	20.02	0.100		22.02	0.159	
	2472	10.21	9.91	13.07	0.020		15.07	0.032	

Mode	Centre Frequency (MHz)	Peak Output Power (dBm)		Total Peak Output Power		Antenna Gain (dBi)	Output Power (E.I.R.P.)		Limit
		Chain 0	Chain 1	(dBm)	(W)		(dBm)	(W)	
802.11ax-HE40	2422	19.08	19.13	22.12	0.163	2.0	24.12	0.258	<30dBm (1W) (Peak Output Power) <36dBm (4W) (E.I.R.P)
	2427	18.02	17.94	20.99	0.126		22.99	0.199	
	2442	19.84	19.79	22.83	0.192		24.83	0.304	
	2447	19.81	19.73	22.78	0.190		24.78	0.301	
	2452	18.35	18.41	21.39	0.138		23.39	0.218	
	2457	15.11	14.94	18.04	0.064		20.04	0.101	
	2462	11.93	10.60	14.33	0.027		16.33	0.043	

Mode	RU Configuration	Centre Frequency (MHz)	Peak Output Power (dBm)		Total Peak Output Power		Antenna Gain (dBi)	Output Power (E.I.R.P.)		Limit
			Chain 0	Chain 1	(dBm)	(W)		(dBm)	(W)	
802.11ax-HE20	26/0	2412	23.52	23.65	26.60	0.457	2.0	28.60	0.724	<30dBm (1W) (Peak Output Power) <36dBm (4W) (E.I.R.P)
	52/37		23.55	23.62	26.60	0.457		28.60	0.724	
	106/53		23.42	23.67	26.56	0.453		28.56	0.718	
	26/8	2472	10.74	10.07	13.43	0.022		15.43	0.035	
	52/40		10.93	10.11	13.55	0.023		15.55	0.036	
	106/54		10.97	10.24	13.63	0.023		15.63	0.037	

Mode	RU Configuration	Centre Frequency (MHz)	Peak Output Power (dBm)		Total Peak Output Power		Antenna Gain (dBi)	Output Power (E.I.R.P.)		Limit
			Chain 0	Chain 1	(dBm)	(W)		(dBm)	(W)	
802.11ax-HE40	242/61	2422	23.44	23.65	26.56	0.453	2.0	28.56	0.718	<30dBm (1W) (Peak Output Power) <36dBm (4W) (E.I.R.P)
	242/62	2467	14.18	14.08	17.14	0.052		19.14	0.082	

Note: 1. The results have been included cable loss.

This test report may be reproduced in full only. The document may only be updated by Audix Technology Corp. personnel. Any changes will be noted in the Document History section of the report.

Audix Technology Corp.
No. 491, Zhongfu Rd., Linkou Dist.,
New Taipei City244, Taiwan
Tel: +886 2 26099301
Fax: +886 2 26099303

Mode	Centre Frequency (MHz)	Peak Output Power (dBm)		Max. Peak Output Power		Antenna Gain (dBi)	Output Power (E.I.R.P.)		Limit
		Chain 0	Chain 1	(dBm)	(W)		(dBm)	(W)	
BLE (1M)	2402	4.85	---	4.85	0.0031	1.9	6.75	0.0047	<30dBm (1W) (Peak Output Power) <36dBm (4W) (E.I.R.P)
	2440	5.37	---	5.37	0.0034		7.27	0.0053	
	2480	4.66	---	4.66	0.0029		6.56	0.0045	
BLE (2M)	2402	4.84	---	4.84	0.0030		6.74	0.0047	
	2440	5.37	---	5.37	0.0034		7.27	0.0053	
	2480	4.66	---	4.66	0.0029		6.56	0.0045	
BLE (PHY Coded S2)	2402	4.82	---	4.82	0.0030		6.72	0.0047	
	2440	5.36	---	5.36	0.0034		7.26	0.0053	
	2480	4.65	---	4.65	0.0029		6.55	0.0045	
BLE (PHY Coded S8)	2402	4.82	---	4.82	0.0030		6.72	0.0047	
	2440	5.36	---	5.36	0.0034		7.26	0.0053	
	2480	4.65	---	4.65	0.0029		6.55	0.0045	

Note: 1. The results have been included cable loss.

This test report may be reproduced in full only. The document may only be updated by Audix Technology Corp. personnel. Any changes will be noted in the Document History section of the report.

Audix Technology Corp.
No. 491, Zhongfu Rd., Linkou Dist.,
New Taipei City244, Taiwan
Tel: +886 2 26099301
Fax: +886 2 26099303

A.4.2 Average Output Power (Reporting only)

SPOT CHECK

Mode	Centre Frequency (MHz)	Average Output Power (dBm)		10log (1/X)	Max. Average Output Power	
		Chain 0	Chain 1		(dBm)	(W)
802.11b	2412	18.76	19.19	0	19.19	0.083
	2417	19.51	19.65		19.65	0.092
	2442	19.69	19.66		19.69	0.093
	2457	19.86	19.91		19.91	0.098
	2462	18.83	18.45		18.83	0.076
	2467	18.06	17.61		18.06	0.064
	2472	12.82	12.76		12.82	0.019

Mode	Centre Frequency (MHz)	Average Output Power (dBm)		10log (1/X)	Max. Average Output Power	
		Chain 0	Chain 1		(dBm)	(W)
802.11g	2412	16.58	16.61	0	16.61	0.046
	2417	17.56	17.71		17.71	0.059
	2442	19.38	19.35		19.38	0.087
	2457	18.16	17.74		18.16	0.065
	2462	17.19	17.23		17.23	0.053
	2467	14.74	14.58		14.74	0.030
	2472	1.29	0.85		1.29	0.001

Mode	Centre Frequency (MHz)	Average Output Power (dBm)		10log (1/X)	Total Average Output Power	
		Chain 0	Chain 1		(dBm)	(W)
802.11n-HT20	2412	13.93	14.21	0	17.08	0.051
	2417	15.03	15.06		18.05	0.064
	2442	16.98	17.11		20.05	0.101
	2457	15.59	15.18		18.40	0.069
	2462	14.64	14.48		17.57	0.057
	2467	11.68	11.53		14.61	0.029
	2472	-0.40	-0.96		2.34	0.002

Mode	Centre Frequency (MHz)	Average Output Power (dBm)		10log (1/X)	Total Average Output Power	
		Chain 0	Chain 1		(dBm)	(W)
802.11n-HT40	2422	13.46	13.59	0	16.53	0.045
	2427	12.52	12.64		15.59	0.036
	2442	14.22	14.27		17.25	0.053
	2447	14.51	14.53		17.53	0.057
	2452	12.82	13.06		15.95	0.039
	2457	9.37	9.00		12.20	0.017
	2462	1.03	0.14		3.61	0.002

Note: 1. The results have been included cable loss.
2. This device embedded with same radio transmitter with FCC ID: BEJNT-15Z90N, IC: 2703H-15Z90N. We did spot check for output power and all output power values keep identical thus we reuse all results except to E.I.R.P. test items.

This test report may be reproduced in full only. The document may only be updated by Audix Technology Corp. personnel. Any changes will be noted in the Document History section of the report.

Audix Technology Corp.
No. 491, Zhongfu Rd., Linkou Dist.,
New Taipei City244, Taiwan
Tel: +886 2 26099301
Fax: +886 2 26099303

Mode	Centre Frequency (MHz)	Average Output Power (dBm)		10log (1/X)	Total Average Output Power	
		Chain 0	Chain 1		(dBm)	(W)
802.11ax-HE20	2412	13.66	13.91	0	16.79	0.048
	2417	15.24	14.81		18.04	0.064
	2442	16.61	16.81		19.72	0.094
	2457	15.27	14.96		18.13	0.065
	2462	14.42	14.30		17.37	0.055
	2467	11.51	11.58		14.55	0.029
	2472	-0.56	-1.23		2.13	0.002

Mode	Centre Frequency (MHz)	Average Output Power (dBm)		10log (1/X)	Total Average Output Power	
		Chain 0	Chain 1		(dBm)	(W)
802.11ax-HE40	2422	13.30	13.63	0	16.48	0.044
	2427	12.58	12.29		15.44	0.035
	2442	14.07	14.26		17.18	0.052
	2447	14.17	14.11		17.15	0.052
	2452	12.82	12.54		15.69	0.037
	2457	9.18	9.23		12.21	0.017
	2462	0.99	-0.20		3.45	0.002

Mode	RU Configuration	Centre Frequency (MHz)	Average Output Power (dBm)		10log (1/X)	Total Average Output Power	
			Chain 0	Chain 1		(dBm)	(W)
802.11ax-HE20	26/0	2412	12.85	13.95	0	16.45	0.044
	52/37		13.45	13.33		16.40	0.044
	106/53		13.23	13.63		16.44	0.044
	26/8	2472	-2.16	-2.47		0.70	0.001
	52/40		-2.07	-2.21		0.87	0.001
	106/54		-1.56	-2.46		1.02	0.001

Mode	RU Configuration	Centre Frequency (MHz)	Average Output Power (dBm)		10log (1/X)	Total Average Output Power	
			Chain 0	Chain 1		(dBm)	(W)
802.11ax-HE40	242/61	2422	13.14	13.32	0	16.24	0.042
	242/62	2467	1.16	-1.03		3.21	0.002

Note: 1. The results have been included cable loss.
2. This device embedded with same radio transmitter with FCC ID: BEJNT-15Z90N, IC: 2703H-15Z90N. We did spot check for output power and all output power values keep identical thus we reuse all results except to E.I.R.P. test items.

This test report may be reproduced in full only. The document may only be updated by Audix Technology Corp. personnel. Any changes will be noted in the Document History section of the report.

Audix Technology Corp.
No. 491, Zhongfu Rd., Linkou Dist.,
New Taipei City244, Taiwan

Tel: +886 2 26099301
Fax: +886 2 26099303

Test SKU: SKU #1 (with INPAQ Antenna)

Mode	Centre Frequency (MHz)	Average Output Power (dBm)		10log (1/X)	Max. Average Output Power		Antenna Gain (dBi)	Average Output Power (E.I.R.P.)		Limit
		Chain 0	Chain 1		(dBm)	(W)		(dBm)	(W)	
802.11b	2412	19.16	19.35	0	19.35	0.086	6.3	25.65	0.367	<29.7dBm (0.933W) Note2 (Peak Output Power) <35.7dBm (3.72W) Note2 (E.I.R.P)
	2417	19.91	19.96		19.96	0.099		26.26	0.423	
	2442	20.04	20.02		20.04	0.101		26.34	0.431	
	2457	20.02	19.95		20.02	0.100		26.32	0.429	
	2462	19.08	18.91		19.08	0.081		25.38	0.345	
	2467	18.18	18.08		18.18	0.066		24.48	0.281	
	2472	13.08	13.05		13.08	0.020		19.38	0.087	

Mode	Centre Frequency (MHz)	Average Output Power (dBm)		10log (1/X)	Max. Average Output Power		Antenna Gain (dBi)	Average Output Power (E.I.R.P.)		Limit
		Chain 0	Chain 1		(dBm)	(W)		(dBm)	(W)	
802.11g	2412	16.72	16.91	0	16.91	0.049	6.3	23.21	0.209	<29.7dBm (0.933W) Note2 (Peak Output Power) <35.7dBm (3.72W) Note2 (E.I.R.P)
	2417	17.94	17.90		17.94	0.062		24.24	0.265	
	2442	19.63	19.74		19.74	0.094		26.04	0.402	
	2457	18.21	18.05		18.21	0.066		24.51	0.282	
	2462	17.47	17.37		17.47	0.056		23.77	0.238	
	2467	14.79	14.78		14.79	0.030		21.09	0.129	
	2472	1.52	1.28		1.52	0.001		7.82	0.006	

Mode	Centre Frequency (MHz)	Average Output Power (dBm)		10log (1/X)	Total Average Output Power		Antenna Gain (dBi)	Average Output Power (E.I.R.P.)		Limit
		Chain 0	Chain 1		(dBm)	(W)		(dBm)	(W)	
802.11n-HT20	2412	14.01	14.23	0	17.13	0.052	6.3	23.43	0.220	<29.7dBm (0.933W) Note2 (Peak Output Power) <35.7dBm (3.72W) Note2 (E.I.R.P)
	2417	15.45	15.38		18.43	0.070		24.73	0.297	
	2442	17.15	17.13		20.15	0.104		26.45	0.442	
	2457	15.63	15.55		18.60	0.072		24.90	0.309	
	2462	14.83	14.63		17.74	0.059		24.04	0.254	
	2467	11.95	11.84		14.91	0.031		21.21	0.132	
	2472	-0.04	-0.86		2.58	0.002		8.88	0.008	

Mode	Centre Frequency (MHz)	Average Output Power (dBm)		10log (1/X)	Total Average Output Power		Antenna Gain (dBi)	Average Output Power (E.I.R.P.)		Limit
		Chain 0	Chain 1		(dBm)	(W)		(dBm)	(W)	
802.11n-HT40	2422	13.83	13.81	0	16.83	0.048	6.3	23.13	0.206	<29.7dBm (0.933W) Note2 (Peak Output Power) <35.7dBm (3.72W) Note2 (E.I.R.P)
	2427	12.80	12.73		15.78	0.038		22.08	0.161	
	2442	14.65	14.59		17.63	0.058		23.93	0.247	
	2447	14.78	14.73		17.77	0.060		24.07	0.255	
	2452	13.14	13.22		16.19	0.042		22.49	0.177	
	2457	9.53	9.42		12.49	0.018		18.79	0.076	
	2462	1.41	0.54		4.01	0.003		10.31	0.011	

Note: 1. The results have been included cable loss.
2. The Peak Output Power limit (dBm)=30-(6.3-6)=29.7 ; The EIRP limit=36-(6.3-6)=35.7

This test report may be reproduced in full only. The document may only be updated by Audix Technology Corp. personnel. Any changes will be noted in the Document History section of the report.

Audix Technology Corp.
No. 491, Zhongfu Rd., Linkou Dist.,
New Taipei City244, Taiwan
Tel: +886 2 26099301
Fax: +886 2 26099303

Mode	Centre Frequency (MHz)	Average Output Power (dBm)		10log (1/X)	Total Average Output Power		Antenna Gain (dBi)	Average Output Power (E.I.R.P.)		Limit
		Chain 0	Chain 1		(dBm)	(W)		(dBm)	(W)	
802.11ax-HE20	2412	13.92	14.12	0	17.03	0.050	6.3	23.33	0.215	<29.7dBm (0.933W) Note2 (Peak Output Power) <35.7dBm (3.72W) Note2 (E.I.R.P)
	2417	15.28	15.22		18.26	0.067		24.56	0.286	
	2442	17.03	17.05		20.05	0.101		26.35	0.432	
	2457	15.56	15.39		18.49	0.071		24.79	0.301	
	2462	14.68	14.58		17.64	0.058		23.94	0.248	
	2467	11.78	11.79		14.80	0.030		21.10	0.129	
	2472	-0.11	-0.95		2.50	0.002		8.80	0.008	

Mode	Centre Frequency (MHz)	Average Output Power (dBm)		10log (1/X)	Total Average Output Power		Antenna Gain (dBi)	Average Output Power (E.I.R.P.)		Limit
		Chain 0	Chain 1		(dBm)	(W)		(dBm)	(W)	
802.11ax-HE40	2422	13.66	13.7	0	16.69	0.047	6.3	22.99	0.199	<29.7dBm (0.933W) Note2 (Peak Output Power) <35.7dBm (3.72W) Note2 (E.I.R.P)
	2427	12.61	12.49		15.56	0.036		21.86	0.153	
	2442	14.47	14.42		17.46	0.056		23.76	0.238	
	2447	14.58	14.55		17.58	0.057		23.88	0.244	
	2452	12.96	13.00		15.99	0.040		22.29	0.169	
	2457	9.28	9.24		12.27	0.017		18.57	0.072	
	2462	1.06	0.14		3.63	0.002		9.93	0.010	

Mode	RU Config	Centre Frequency (MHz)	Average Output Power (dBm)		10log (1/X)	Total Average Output Power		Antenna Gain (dBi)	Average Output Power (E.I.R.P.)		Limit
			Chain 0	Chain 1		(dBm)	(W)		(dBm)	(W)	
802.11ax-HE20	26/0	2412	14.13	14.45	0	17.30	0.054	6.3	23.60	0.229	<29.7dBm (0.933W) Note2 (Peak Output Power) <35.7dBm (3.72W) Note2 (E.I.R.P)
	52/37		14.26	14.43		17.36	0.054		23.66	0.232	
	106/53		14.28	14.48		17.39	0.055		23.69	0.234	
	26/8	2472	-1.36	-2.57		1.09	0.001		7.39	0.005	
	52/40		-1.13	-2.29		1.34	0.001		7.64	0.006	
	106/54		-1.02	-2.05		1.51	0.001		7.81	0.006	

Mode	RU Config	Centre Frequency (MHz)	Average Output Power (dBm)		10log (1/X)	Total Average Output Power		Antenna Gain (dBi)	Average Output Power (E.I.R.P.)		Limit
			Chain 0	Chain 1		(dBm)	(W)		(dBm)	(W)	
802.11ax-HE40	242/61	2422	13.85	14.08	0	16.98	0.050	6.3	23.28	0.213	<29.7dBm (0.933W) Note2 (Peak Output Power) <35.7dBm (3.72W) Note2 (E.I.R.P)
	242/62	2467	1.27	1.17		4.23	0.003		10.53	0.011	

Note: 1. The results have been included cable loss.
2. The Peak Output Power limit (dBm)=30-(6.3-6)=29.7 ; The EIRP limit=36-(6.3-6)=35.7

This test report may be reproduced in full only. The document may only be updated by Audix Technology Corp. personnel. Any changes will be noted in the Document History section of the report.

Audix Technology Corp.
No. 491, Zhongfu Rd., Linkou Dist.,
New Taipei City244, Taiwan

Tel: +886 2 26099301
Fax: +886 2 26099303

Test SKU: SKU #2 (with LUXSHARE-ICT Antenna)

Mode	Centre Frequency (MHz)	Average Output Power (dBm)		10log (1/X)	Max. Average Output Power		Antenna Gain (dBi)	Average Output Power (E.I.R.P.)		Limit
		Chain 0	Chain 1		(dBm)	(W)		(dBm)	(W)	
802.11b	2412	19.16	19.35	0	19.35	0.086	2.0	21.35	0.136	<30dBm (1W) (Peak Output Power) <36dBm (4W) (E.I.R.P)
	2417	19.91	19.96		19.96	0.099		21.96	0.157	
	2442	20.04	20.02		20.04	0.101		22.04	0.160	
	2457	20.02	19.95		20.02	0.100		22.02	0.159	
	2462	19.08	18.91		19.08	0.081		21.08	0.128	
	2467	18.18	18.08		18.18	0.066		20.18	0.104	
	2472	13.08	13.05		13.08	0.020		15.08	0.032	

Mode	Centre Frequency (MHz)	Average Output Power (dBm)		10log (1/X)	Max. Average Output Power		Antenna Gain (dBi)	Average Output Power (E.I.R.P.)		Limit
		Chain 0	Chain 1		(dBm)	(W)		(dBm)	(W)	
802.11g	2412	16.72	16.91	0	16.91	0.049	2.0	18.91	0.078	<30dBm (1W) (Peak Output Power) <36dBm (4W) (E.I.R.P)
	2417	17.94	17.90		17.94	0.062		19.94	0.099	
	2442	19.63	19.74		19.74	0.094		21.74	0.149	
	2457	18.21	18.05		18.21	0.066		20.21	0.105	
	2462	17.47	17.37		17.47	0.056		19.47	0.089	
	2467	14.79	14.78		14.79	0.030		16.79	0.048	
	2472	1.52	1.28		1.52	0.001		3.52	0.002	

Mode	Centre Frequency (MHz)	Average Output Power (dBm)		10log (1/X)	Total Average Output Power		Antenna Gain (dBi)	Average Output Power (E.I.R.P.)		Limit
		Chain 0	Chain 1		(dBm)	(W)		(dBm)	(W)	
802.11n-HT20	2412	14.01	14.23	0	17.13	0.052	2.0	19.13	0.082	<30dBm (1W) (Peak Output Power) <36dBm (4W) (E.I.R.P)
	2417	15.45	15.38		18.43	0.070		20.43	0.110	
	2442	17.15	17.13		20.15	0.104		22.15	0.164	
	2457	15.63	15.55		18.60	0.072		20.60	0.115	
	2462	14.83	14.63		17.74	0.059		19.74	0.094	
	2467	11.95	11.84		14.91	0.031		16.91	0.049	
	2472	-0.04	-0.86		2.58	0.002		4.58	0.003	

Mode	Centre Frequency (MHz)	Average Output Power (dBm)		10log (1/X)	Total Average Output Power		Antenna Gain (dBi)	Average Output Power (E.I.R.P.)		Limit
		Chain 0	Chain 1		(dBm)	(W)		(dBm)	(W)	
802.11n-HT40	2422	13.83	13.81	0	16.83	0.048	2.0	18.83	0.076	<30dBm (1W) (Peak Output Power) <36dBm (4W) (E.I.R.P)
	2427	12.80	12.73		15.78	0.038		17.78	0.060	
	2442	14.65	14.59		17.63	0.058		19.63	0.092	
	2447	14.78	14.73		17.77	0.060		19.77	0.095	
	2452	13.14	13.22		16.19	0.042		18.19	0.066	
	2457	9.53	9.42		12.49	0.018		14.49	0.028	
	2462	1.41	0.54		4.01	0.003		6.01	0.004	

Note: 1. The results have been included cable loss.

This test report may be reproduced in full only. The document may only be updated by Audix Technology Corp. personnel. Any changes will be noted in the Document History section of the report.

Audix Technology Corp.
No. 491, Zhongfu Rd., Linkou Dist.,
New Taipei City244, Taiwan
Tel: +886 2 26099301
Fax: +886 2 26099303

Mode	Centre Frequency (MHz)	Average Output Power (dBm)		10log (1/X)	Total Average Output Power		Antenna Gain (dBi)	Average Output Power (E.I.R.P.)		Limit
		Chain 0	Chain 1		(dBm)	(W)		(dBm)	(W)	
802.11ax-HE20	2412	13.92	14.12	0	17.03	0.050	2.0	19.03	0.080	<30dBm (1W) (Peak Output Power) <36dBm (4W) (E.I.R.P)
	2417	15.28	15.22		18.26	0.067		20.26	0.106	
	2442	17.03	17.05		20.05	0.101		22.05	0.160	
	2457	15.56	15.39		18.49	0.071		20.49	0.112	
	2462	14.68	14.58		17.64	0.058		19.64	0.092	
	2467	11.78	11.79		14.80	0.030		16.80	0.048	
	2472	-0.11	-0.95		2.50	0.002		4.50	0.003	

Mode	Centre Frequency (MHz)	Average Output Power (dBm)		10log (1/X)	Total Average Output Power		Antenna Gain (dBi)	Average Output Power (E.I.R.P.)		Limit
		Chain 0	Chain 1		(dBm)	(W)		(dBm)	(W)	
802.11ax-HE40	2422	13.66	13.7	0	16.69	0.047	2.0	18.69	0.074	<30dBm (1W) (Peak Output Power) <36dBm (4W) (E.I.R.P)
	2427	12.61	12.49		15.56	0.036		17.56	0.057	
	2442	14.47	14.42		17.46	0.056		19.46	0.088	
	2447	14.58	14.55		17.58	0.057		19.58	0.091	
	2452	12.96	13.00		15.99	0.040		17.99	0.063	
	2457	9.28	9.24		12.27	0.017		14.27	0.027	
	2462	1.06	0.14		3.63	0.002		5.63	0.004	

Mode	RU Config	Centre Frequency (MHz)	Average Output Power (dBm)		10log (1/X)	Total Average Output Power		Antenna Gain (dBi)	Average Output Power (E.I.R.P.)		Limit
			Chain 0	Chain 1		(dBm)	(W)		(dBm)	(W)	
802.11ax-HE20	26/0	2412	14.13	14.45	0	17.30	0.054	2.0	19.30	0.085	<30dBm (1W) (Peak Output Power) <36dBm (4W) (E.I.R.P)
	52/37		14.26	14.43		17.36	0.054		19.36	0.086	
	106/53		14.28	14.48		17.39	0.055		19.39	0.087	
	26/8	2472	-1.36	-2.57		1.09	0.001		3.09	0.002	
	52/40		-1.13	-2.29		1.34	0.001		3.34	0.002	
	106/54		-1.02	-2.05		1.51	0.001		3.51	0.002	

Mode	RU Config	Centre Frequency (MHz)	Average Output Power (dBm)		10log (1/X)	Total Average Output Power		Antenna Gain (dBi)	Average Output Power (E.I.R.P.)		Limit
			Chain 0	Chain 1		(dBm)	(W)		(dBm)	(W)	
802.11ax-HE40	242/61	2422	13.85	14.08	0	16.98	0.050	2.0	18.98	0.079	<30dBm (1W) (Peak Output Power) <36dBm (4W) (E.I.R.P)
	242/62	2467	1.27	1.17		4.23	0.003		6.23	0.004	

Note: 1. The results have been included cable loss.

This test report may be reproduced in full only. The document may only be updated by Audix Technology Corp. personnel. Any changes will be noted in the Document History section of the report.