



TEST SETUP PHOTOS

Report Number: 15496249-EP1V1

TABLE OF CONTENTS

1. SCOPE	3
2. SETUP PHOTOS.....	4
2.1. 2.4GHz/ 5GHz/ 6GHz TECHNOLOGIES	4
2.2. NFC TECHNOLOGY	9
2.3. WPT TECHNOLOGY	11
2.4. WWAN TECHNOLOGIES	13
2.5. UWB TECHNOLOGY	14
2.6. DYNAMIC FREQUENCY SELECTION	19
2.7. CONTENTION BASED PROTOCOL	20
2.8. CBRS TECHNOLOGY	21

1. SCOPE


The purpose of this document is to show test setup diagrams and photos for the following reports


Reports
15496249

2. SETUP PHOTOS

2.1. 2.4GHz/ 5GHz/ 6GHz TECHNOLOGIES

ANTENNA PORT AND AC LINE CONDUCTED SETUP






AC LINE CONDUCTED WITH HOST(FRONT)



AC LINE CONDUCTED WITH HOST (BACK)

RADIATED RF MEASUREMENT SETUP




BELOW 30 MHz (FRONT)




BELOW 30 MHz (BACK)




BELOW 1GHz X-AXIS(FRONT)




BELOW 1GHz X-AXIS (BACK)




BELOW 1GHz Y-AXIS (FRONT)



BELOW 1GHz Y-AXIS (BACK)




BELOW 1GHz Z-AXIS (FRONT)




BELOW 1GHz Z-AXIS (BACK)




ABOVE 1GHz X-AXIS (FRONT)



ABOVE 1GHz X-AXIS (BACK)




ABOVE 1GHz Y-AXIS (FRONT)



ABOVE 1GHz Y-AXIS(BACK)



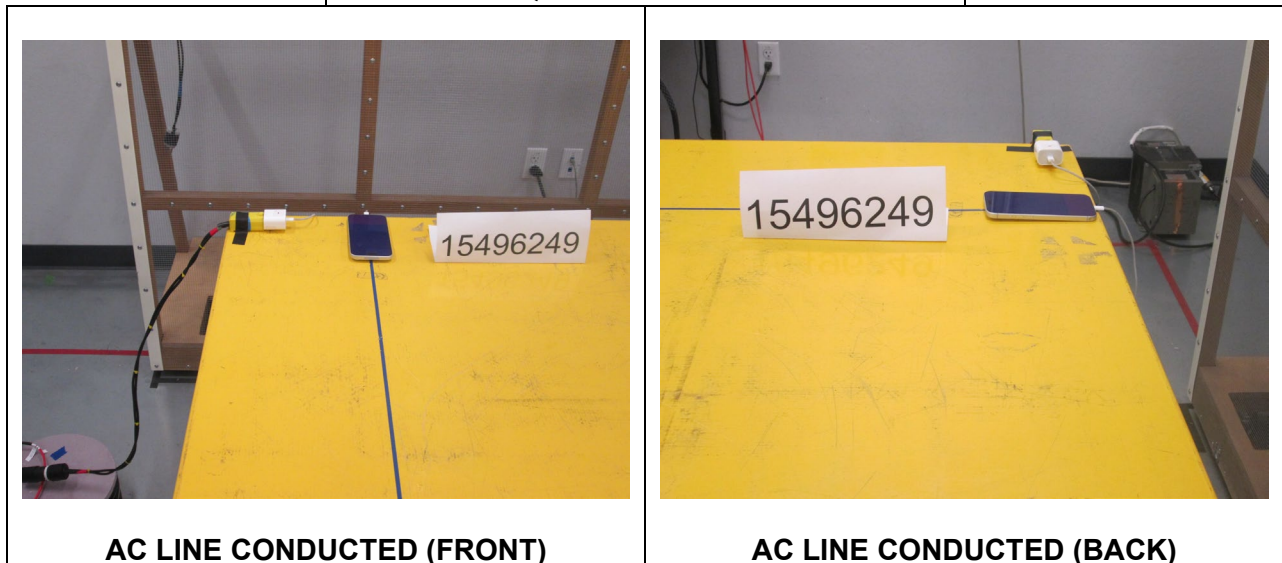

ABOVE 1GHz Z-AXIS (FRONT)




ABOVE 1GHz Z-AXIS (BACK)

2.2. NFC TECHNOLOGY


FREQ TOLERANCE AND AC LINE CONDUCTED SETUP




RADIATED RF MEASUREMENT SETUP




BELOW 30 MHz (FRONT)



BELOW 30 MHz (BACK)




BELOW 1GHz (FRONT)




BELOW 1GHz (BACK)

2.3. WPT TECHNOLOGY


CONDUCTED PORT



FREQUENCY STABILITY



AC LINE CONDUCTED (FRONT)




AC LINE CONDUCTED (REAR)


RADIATED PORT



BELOW 30MHz (FRONT)



BELOW 30MHz (REAR)




BELOW 1GHz (FRONT)




BELOW 1GHz (REAR)

2.4. WWAN TECHNOLOGIES




FREQUENCY STABILITY



RF ANTENNA PORT CONDUCTED




RADIATED (FRONT)




RADIATED (BACK)

2.5. UWB TECHNOLOGY



AC LINE CONDUCTED (FRONT)



AC LINE CONDUCTED (BACK)




AC LINE CONDUCTED WITH HOST (FRONT)



AC LINE CONDUCTED WITH HOST (BACK)

RADIATED PORT




BELOW 30MHz (FRONT)




BELOW 30MHz (REAR)



BELOW 960MHz (FRONT)




BELOW 960MHz (REAR)



ABOVE 1GHz X-AXIS FRONT




ABOVE 1GHz X-AXIS REAR



ABOVE 1GHz Y-AXIS FRONT




ABOVE 1GHz Y-AXIS REAR



ABOVE 1GHz Z-AXIS FRONT



ABOVE 1GHz Z-AXIS REAR



0.96 - 5 GHz (FRONT)



0.96 - 5 GHz (REAR)



9 - 18 GHz (FRONT)



9 - 18 GHz (REAR)



18 - 26.5 GHz (FRONT)



18 - 26.5 GHz (BACK)




26.5 - 40 GHz (FRONT)



26.5 - 40 GHz (BACK)

2.6. DYNAMIC FREQUENCY SELECTION




2.7. CONTENTION BASED PROTOCOL




NB UNII CBP (FRONT)



NB UNII CBP (SIDE)



WLAN CBP (FRONT)



WLAN CBP (SIDE)

2.8. CBRS TECHNOLOGY



END OF REPORT