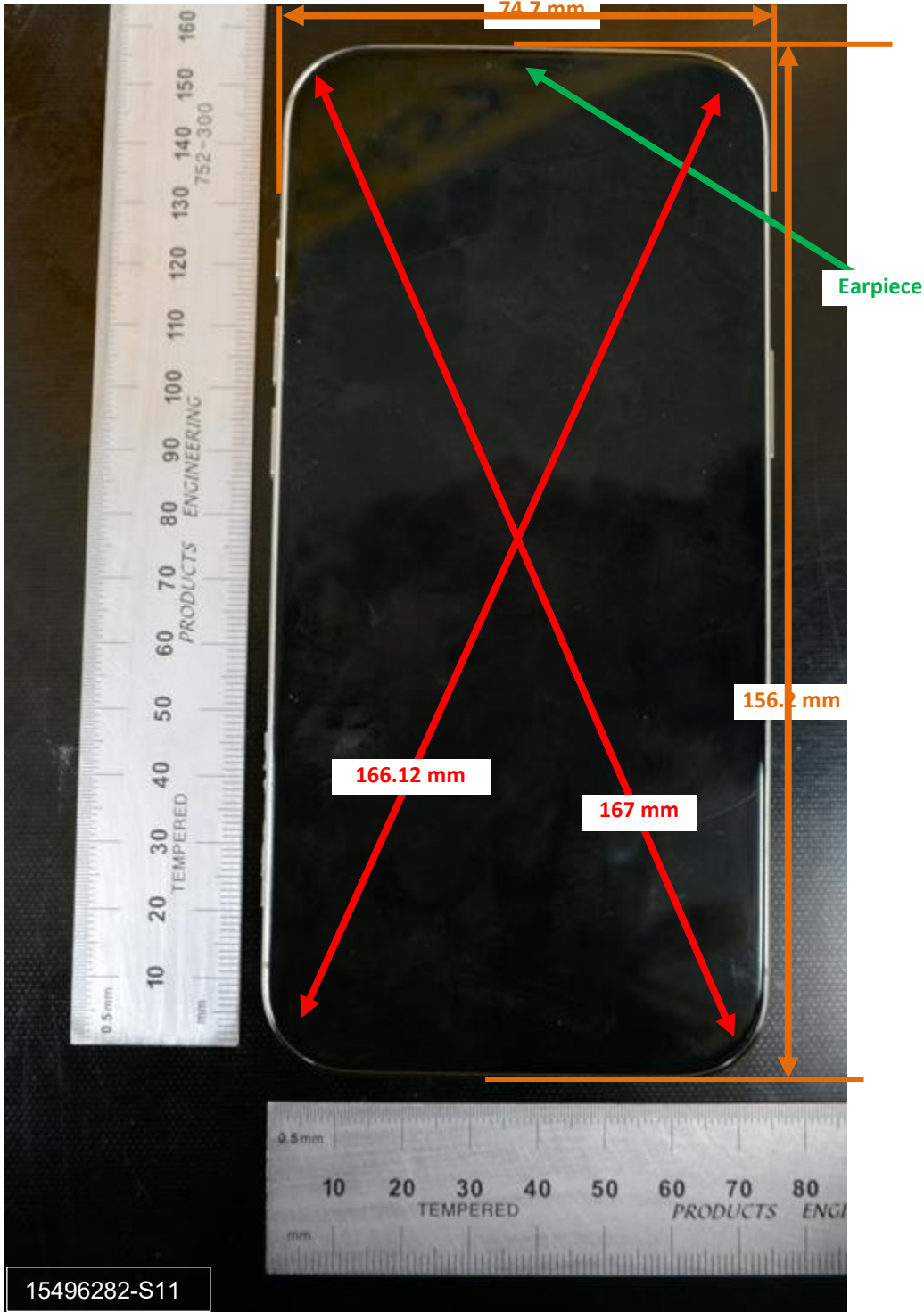


# DUT and SAR Set-up Photos

Photograph 1: Overall Dimensions



Photograph 2: Front View of the DUT



Photograph 3: Back View of the DUT




Photograph 4: Back View of the DUT with Battery Pack



## Setup Photos

Photograph 5: Handset Vertical and Horizontal Reference Lines

Vertical  
Center Line




Horizontal  
Line


15496282-S11

## Head Exposure Conditions

Photograph 6: Head, Left Cheek, 0 mm




Photograph 7: Head, Right Cheek, 0 mm

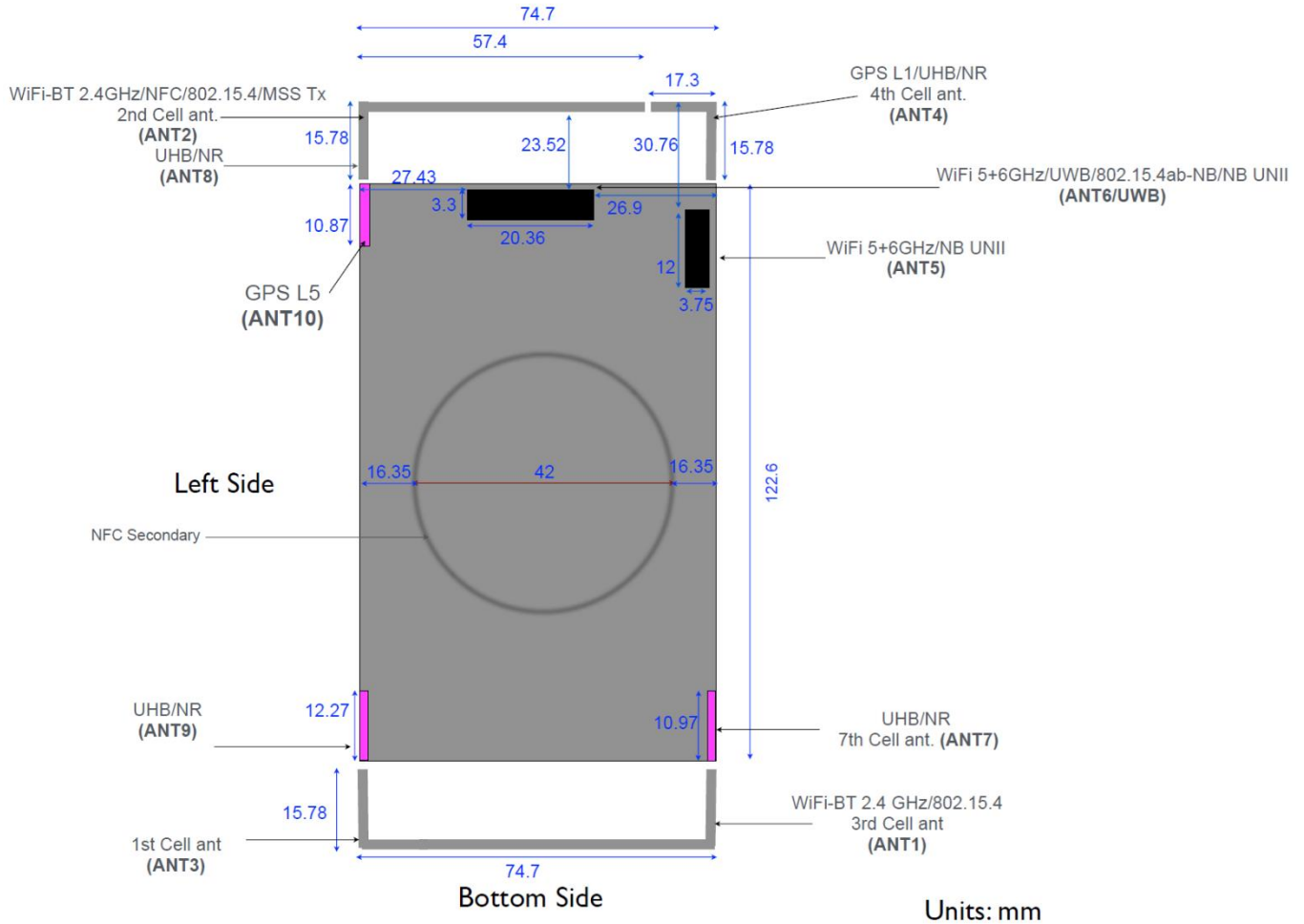


## Power Density Setup Photos

Photograph 8: Edge Right, 2 mm



# Antenna Dimensions & Separation Distances



Antenna Label	Component	Width (mm)	Height (mm)	Left Offset (mm)	Right Offset (mm)	Top Offset (mm)	Bottom Offset (mm)
ANT1	WiFi-BT 2.4 GHz/802.15.4 3rd Cell ant	74.7	15.78	0	0	0	15.78
ANT2	WiFi-BT 2.4GHz/NFC/802.15.4/MSS Tx 2nd Cell ant	74.7	15.78	0	0	15.78	0
ANT3	UHB/NR 1st Cell ant	74.7	12.27	0	0	0	12.27
ANT4	GPS L1/UHB/NR 4th Cell ant	17.3	15.78	57.4	57.4	15.78	0
ANT5	WiFi 5+6GHz/NB UNII	26.9	12	27.43	27.43	0	12
ANT6/UWB	WiFi 5+6GHz/UWB/802.15.4ab-NB/NB UNII	20.36	3.75	27.43	27.43	0	3.75
ANT7	UHB/NR 7th Cell ant	10.97	10.97	0	0	0	10.97
ANT8	UHB/NR	10.87	10.87	0	0	10.87	0
ANT9	UHB/NR	12.27	12.27	0	0	0	12.27
ANT10	GPS L5	3.3	20.36	27.43	27.43	0	20.36