

System Performance Check Report for D2600V2 - SN1006

Exposure Conditions

Frequency [MHz] Channel Number	2600.000 0	TSL Permittivity	36.1
Group UID	CW 0--	TSL Conductivity [S/m]	1.81
Conversion Factor	7.16	Phantom Section TSL	Flat Head Simulating Liquid

Hardware Setup

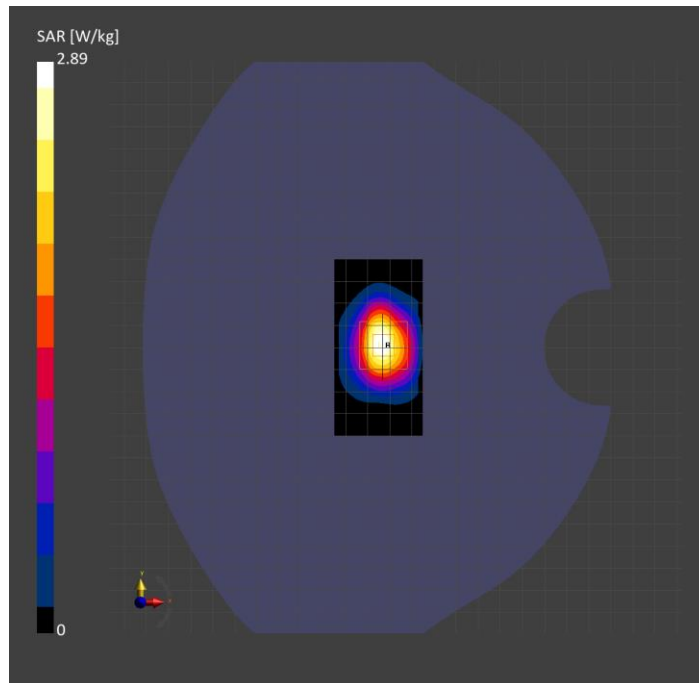
Probe Calibration Date	EX3DV4 - SN7810 2025-05-08	Phantom	Twin-SAM V4.0 (30deg probe tilt)
DAE Calibration Date	DAE4 Sn1434 2025-05-09	TSL Type	HBBL-600-10000
Software Version	16.4.0.5005		

Scans Setup

	Area Scan	Zoom Scan
Grid Extents [mm]	40.0 x 80.0	30.0 x 30.0 x 31.2
Grid Steps [mm]	10.0 x 10.0	5.0 x 5.0 x 1.5
Sensor Surface [mm]	3.0	1.4
Graded Grid	N/A	Yes
M2/M1 [%]		82.0
Dist 3dB Peak [mm]		9.0

Measurement Results

	Area Scan	Zoom Scan
psSAR1g [W/Kg]	2.56	2.56
psSAR10g [W/Kg]	1.16	1.18
Power Drift [dB]	N/A	-0.01



System Performance Check Report for D2300V2 - SN1058

Exposure Conditions

Frequency [MHz] Channel Number	2300.000 0	TSL Permittivity	41.2
Group UID	CW 0--	TSL Conductivity [S/m]	1.60
Conversion Factor	7.51	Phantom Section TSL	Flat Head Simulating Liquid

Hardware Setup

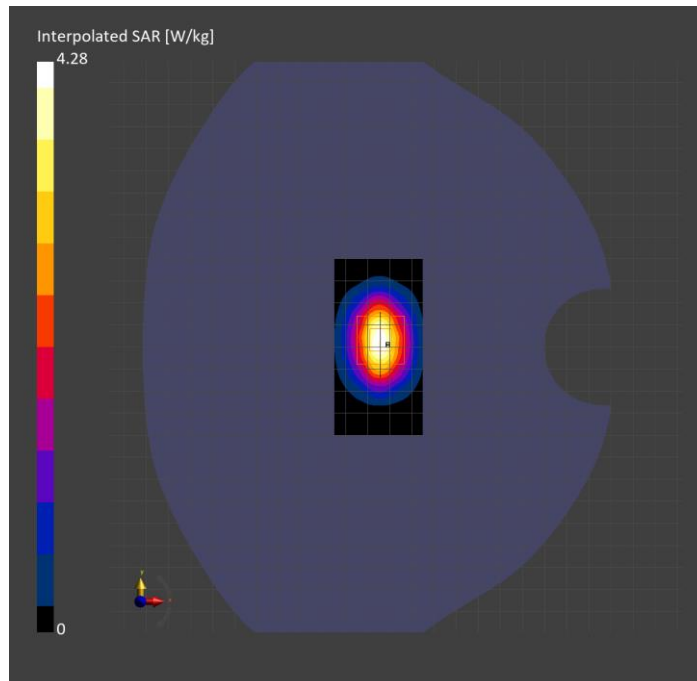
Probe Calibration Date	EX3DV4 - SN7810 2025-05-08	Phantom	Twin-SAM V4.0 (30deg probe tilt)
DAE Calibration Date	DAE4 Sn1434 2025-05-09	TSL Type	HBBL-600-10000
Software Version	16.4.0.5005		

Scans Setup

	Area Scan	Zoom Scan
Grid Extents [mm]	40.0 x 80.0	30.0 x 30.0 x 31.2
Grid Steps [mm]	10.0 x 10.0	5.0 x 5.0 x 1.5
Sensor Surface [mm]	3.0	1.4
Graded Grid	N/A	Yes
M2/M1 [> 30%]		83.5
Dist 3dB Peak [> Grid Steps Δx, Δy mm]		9.0

Measurement Results

	Area Scan	Zoom Scan
psSAR1g [W/Kg]	2.29	2.26
psSAR10g [W/Kg]	1.09	1.11
Power Drift [±0.2 dB]	N/A	-0.07



System Performance Check Report for D2300V2 - SN1002

Exposure Conditions

Frequency [MHz] Channel Number	2300.000 0	TSL Permittivity	40.9
Group UID	CW 0--	TSL Conductivity [S/m]	1.62
Conversion Factor	7.51	Phantom Section TSL	Flat Head Simulating Liquid

Hardware Setup

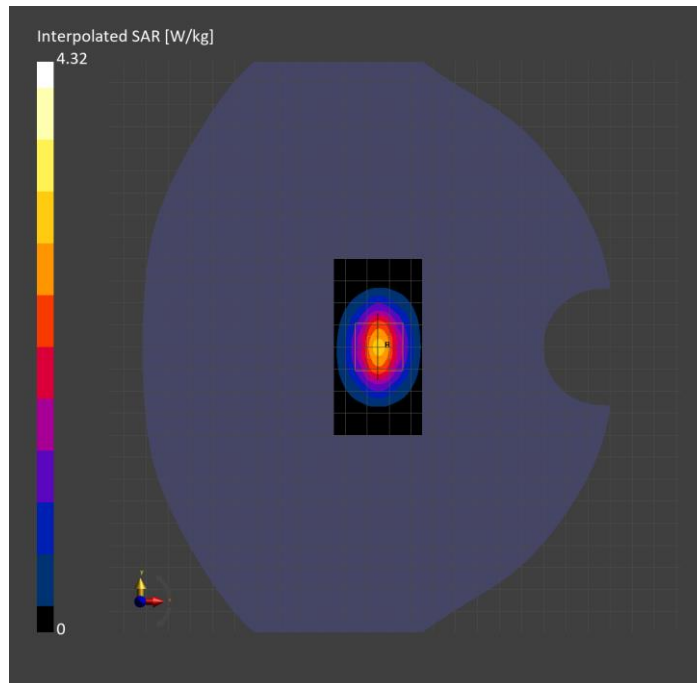
Probe Calibration Date	EX3DV4 - SN7810 2025-05-08	Phantom	Twin-SAM V4.0 (30deg probe tilt)
DAE Calibration Date	DAE4 Sn1434 2025-05-09	TSL Type	HBBL-600-10000
Software Version	16.4.0.5005		

Scans Setup

	Area Scan	Zoom Scan
Grid Extents [mm]	40.0 x 80.0	30.0 x 30.0 x 31.2
Grid Steps [mm]	10.0 x 10.0	5.0 x 5.0 x 1.5
Sensor Surface [mm]	3.0	1.4
Graded Grid	N/A	Yes
M2/M1 [> 30%]		83.2
Dist 3dB Peak [> Grid Steps Δx, Δy mm]		9.0

Measurement Results

	Area Scan	Zoom Scan
psSAR1g [W/Kg]	2.34	2.27
psSAR10g [W/Kg]	1.11	1.11
Power Drift [±0.2 dB]	N/A	-0.09



System Performance Check Report for D2600V2 - SN1036

Exposure Conditions

Frequency [MHz] Channel Number	2600.000 0	TSL Permittivity	39.8
Group UID	CW 0--	TSL Conductivity [S/m]	1.87
Conversion Factor	7.16	Phantom Section TSL	Flat Head Simulating Liquid

Hardware Setup

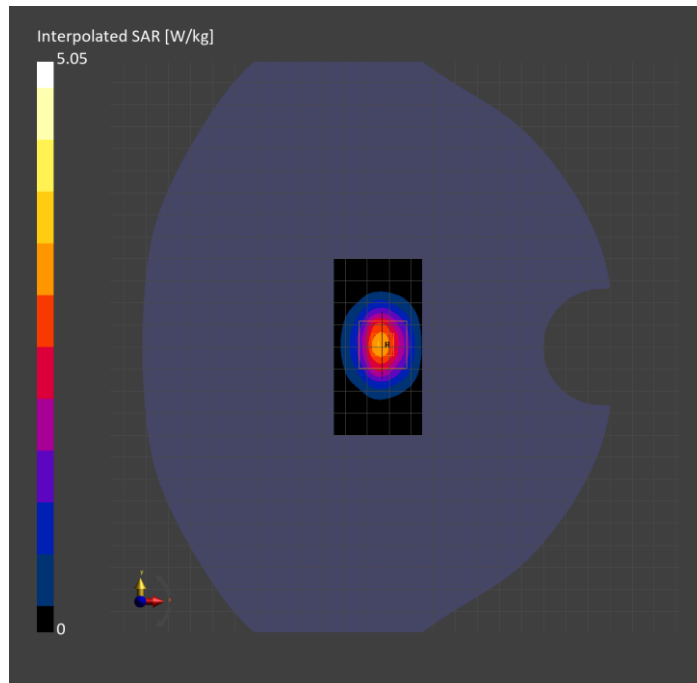
Probe Calibration Date	EX3DV4 - SN7810 2025-05-08	Phantom	Twin-SAM V4.0 (30deg probe tilt)
DAE Calibration Date	DAE4 Sn1434 2025-05-09	TSL Type	HBBL-600-10000
Software Version	16.4.0.5005		

Scans Setup

	Area Scan	Zoom Scan
Grid Extents [mm]	40.0 x 80.0	30.0 x 30.0 x 31.2
Grid Steps [mm]	10.0 x 10.0	5.0 x 5.0 x 1.5
Sensor Surface [mm]	3.0	1.4
Graded Grid	N/A	Yes
M2/M1 [> 30%]		82.1
Dist 3dB Peak [> Grid Steps Δx, Δy mm]		9.0

Measurement Results

	Area Scan	Zoom Scan
psSAR1g [W/Kg]	2.53	2.53
psSAR10g [W/Kg]	1.13	1.16
Power Drift [±0.2 dB]	N/A	0.01



System Performance Check Report for D2300V2 - SN1058

Exposure Conditions

Frequency [MHz] Channel Number	2300.000 0	TSL Permittivity	39.1
Group UID	CW 0--	TSL Conductivity [S/m]	1.59
Conversion Factor	7.02	Phantom Section TSL	Flat Head Simulating Liquid

Hardware Setup

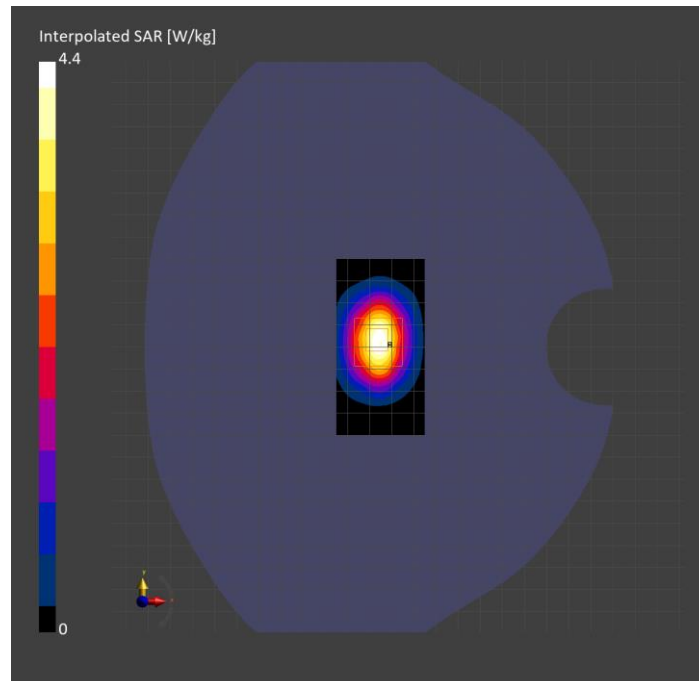
Probe Calibration Date	EX3DV4 - SN7779 2025-05-08	Phantom	Twin-SAM V8.0 (30deg probe tilt)
DAE Calibration Date	DAE4 Sn1787 2025-05-09	TSL Type	HBBL-600-10000
Software Version	16.4.0.5005		

Scans Setup

	Area Scan	Zoom Scan
Grid Extents [mm]	40.0 x 80.0	30.0 x 30.0 x 31.2
Grid Steps [mm]	10.0 x 10.0	5.0 x 5.0 x 1.5
Sensor Surface [mm]	3.0	1.4
Graded Grid	N/A	Yes
M2/M1 [%]		81.4
Dist 3dB Peak [mm]		9.5

Measurement Results

	Area Scan	Zoom Scan
psSAR1g [W/Kg]	2.19	2.27
psSAR10g [W/Kg]	1.06	1.11
Power Drift [dB]	-0.00	-0.02



System Performance Check Report for D2300V2 - SN1002

Exposure Conditions

Frequency [MHz] Channel Number	2300.000 0	TSL Permittivity	38.4
Group UID	CW 0--	TSL Conductivity [S/m]	1.60
Conversion Factor	7.02	Phantom Section TSL	Flat Head Simulating Liquid

Hardware Setup

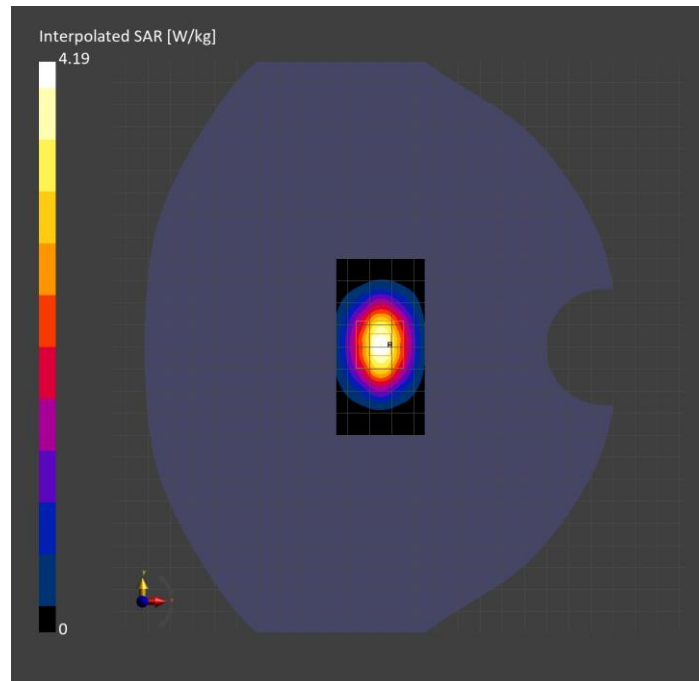
Probe Calibration Date	EX3DV4 - SN7779 2025-05-08	Phantom	Twin-SAM V8.0 (30deg probe tilt)
DAE Calibration Date	DAE4 Sn1787 2025-05-09	TSL Type	HBBL-600-10000
Software Version	16.4.0.5005		

Scans Setup

	Area Scan	Zoom Scan
Grid Extents [mm]	40.0 x 80.0	30.0 x 30.0 x 31.2
Grid Steps [mm]	10.0 x 10.0	5.0 x 5.0 x 1.5
Sensor Surface [mm]	3.0	1.4
Graded Grid	N/A	Yes
M2/M1 [> 30%]		81.9
Dist 3dB Peak [> Grid Steps Δx, Δy mm]		10.0

Measurement Results

	Area Scan	Zoom Scan
psSAR1g [W/Kg]	2.21	2.20
psSAR10g [W/Kg]	1.06	1.09
Power Drift [±0.2 dB]	N/A	-0.06



System Performance Check Report for D2600V2 - SN1006

Exposure Conditions

Frequency [MHz] Channel Number	2600.000 0	TSL Permittivity	38.1
Group UID	CW 0--	TSL Conductivity [S/m]	1.85
Conversion Factor	6.84	Phantom Section TSL	Flat Head Simulating Liquid

Hardware Setup

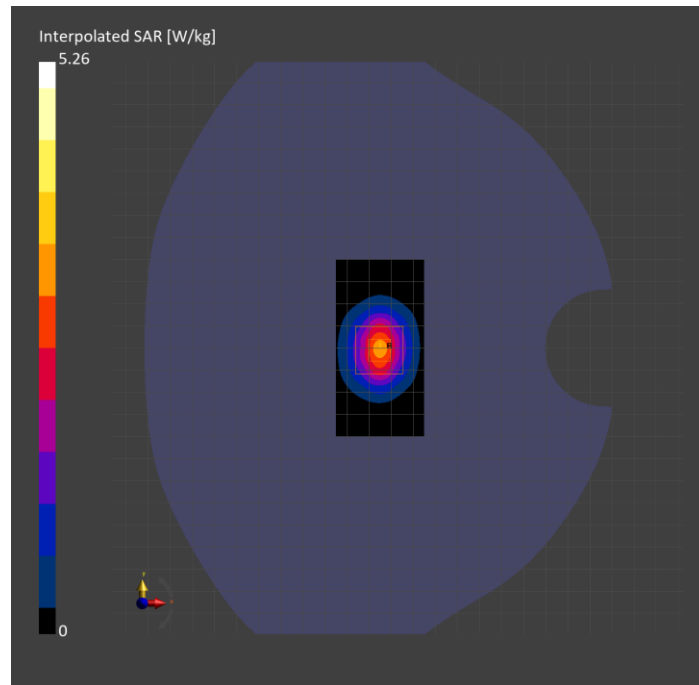
Probe Calibration Date	EX3DV4 - SN7779 2025-05-08	Phantom	Twin-SAM V8.0 (30deg probe tilt)
DAE Calibration Date	DAE4 Sn1787 2025-05-09	TSL Type	HBBL-600-10000
Software Version	16.4.0.5005		

Scans Setup

	Area Scan	Zoom Scan
Grid Extents [mm]	40.0 x 80.0	30.0 x 30.0 x 31.2
Grid Steps [mm]	10.0 x 10.0	5.0 x 5.0 x 1.5
Sensor Surface [mm]	3.0	1.4
Graded Grid	N/A	Yes
M2/M1 [> 30%]		79.9
Dist 3dB Peak [> Grid Steps Δx, Δy mm]		9.0

Measurement Results

	Area Scan	Zoom Scan
psSAR1g [W/Kg]	2.50	2.54
psSAR10g [W/Kg]	1.12	1.17
Power Drift [±0.2 dB]	N/A	0.02



System Performance Check Report for D2600V2 - SN1036

Exposure Conditions

Frequency [MHz] Channel Number	2600.000 0	TSL Permittivity	39.7
Group UID	CW 0--	TSL Conductivity [S/m]	1.89
Conversion Factor	6.84	Phantom Section TSL	Flat Head Simulating Liquid

Hardware Setup

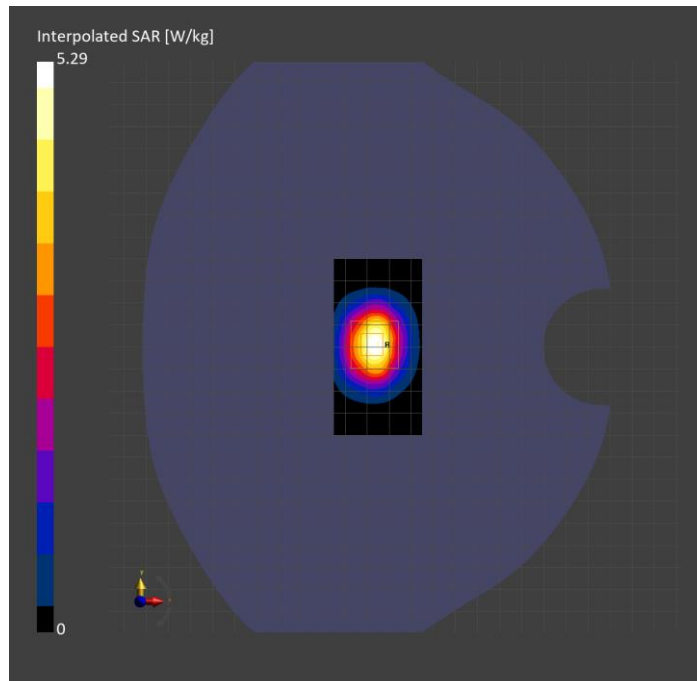
Probe Calibration Date	EX3DV4 - SN7779 2025-05-08	Phantom	Twin-SAM V8.0 (30deg probe tilt)
DAE Calibration Date	DAE4 Sn1787 2025-05-09	TSL Type	HBBL-600-10000
Software Version	16.4.0.5005		

Scans Setup

	Area Scan	Zoom Scan
Grid Extents [mm]	40.0 x 80.0	30.0 x 30.0 x 31.2
Grid Steps [mm]	10.0 x 10.0	5.0 x 5.0 x 1.5
Sensor Surface [mm]	3.0	1.4
Graded Grid	N/A	Yes
M2/M1 [> 30%]		78.6
Dist 3dB Peak [> Grid Steps Δx, Δy mm]		9.0

Measurement Results

	Area Scan	Zoom Scan
psSAR1g [W/Kg]	2.43	2.51
psSAR10g [W/Kg]	1.12	1.15
Power Drift [±0.2 dB]	N/A	-0.03



System Performance Check Report for D2300V2 - SN1058

Exposure Conditions

Frequency [MHz] Channel Number	2300.000 0	TSL Permittivity	40.7
Group UID	CW 0--	TSL Conductivity [S/m]	1.71
Conversion Factor	7.63	Phantom Section TSL	Flat Head Simulating Liquid

Hardware Setup

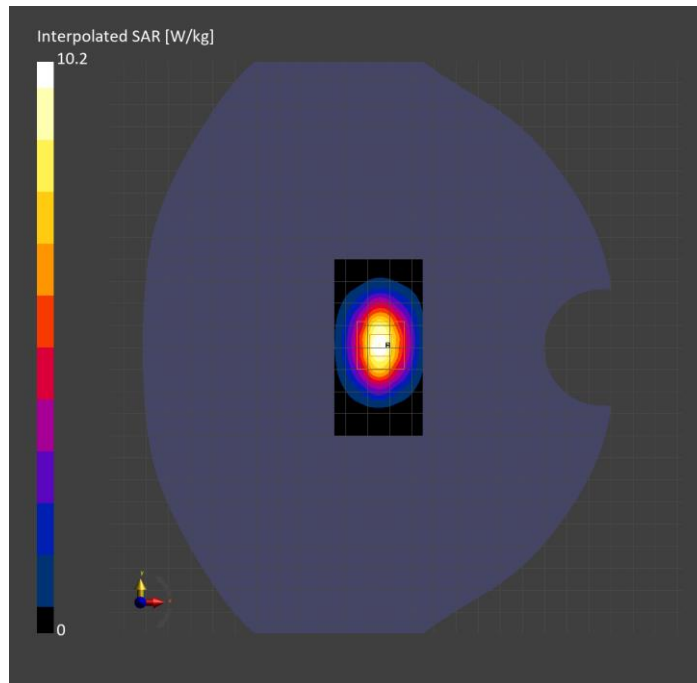
Probe Calibration Date	EX3DV4 - SN7569 2025-04-08	Phantom	Twin-SAM V8.0 (30deg probe tilt)
DAE Calibration Date	DAE4 Sn1547 2025-04-14	TSL Type	HBBL-600-10000
Software Version	16.4.0.5005		

Scans Setup

	Area Scan	Zoom Scan
Grid Extents [mm]	40.0 x 80.0	30.0 x 30.0 x 31.2
Grid Steps [mm]	10.0 x 10.0	5.0 x 5.0 x 1.5
Sensor Surface [mm]	3.0	1.4
Graded Grid	N/A	Yes
M2/M1 [%]		80.2
Dist 3dB Peak [mm]		9.0

Measurement Results

	Area Scan	Zoom Scan
psSAR1g [W/Kg]	5.00	5.01
psSAR10g [W/Kg]	2.38	2.41
Power Drift [dB]	N/A	0.02



System Performance Check Report for D2300V2 - SN1002

Exposure Conditions

Frequency [MHz] Channel Number	2300.000 0	TSL Permittivity	38.2
Group UID	CW 0--	TSL Conductivity [S/m]	1.65
Conversion Factor	7.63	Phantom Section TSL	Flat Head Simulating Liquid

Hardware Setup

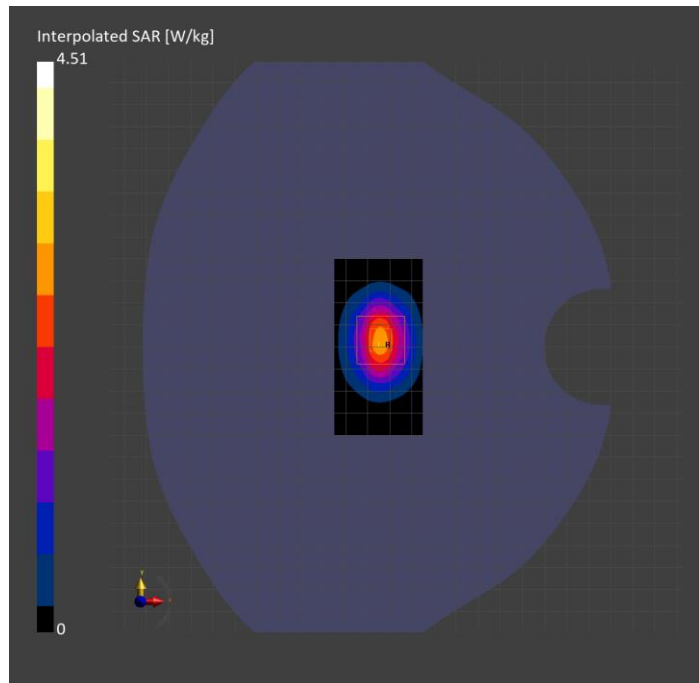
Probe Calibration Date	EX3DV4 - SN7569 2025-04-08	Phantom	Twin-SAM V8.0 (30deg probe tilt)
DAE Calibration Date	DAE4 Sn1547 2025-04-14	TSL Type	HBBL-600-10000
Software Version	16.4.0.5005		

Scans Setup

	Area Scan	Zoom Scan
Grid Extents [mm]	40.0 x 80.0	30.0 x 30.0 x 31.2
Grid Steps [mm]	10.0 x 10.0	5.0 x 5.0 x 1.5
Sensor Surface [mm]	3.0	1.4
Graded Grid	N/A	Yes
M2/M1 [%]		80.3
Dist 3dB Peak [mm]		10.0

Measurement Results

	Area Scan	Zoom Scan
psSAR1g [W/Kg]	2.24	2.25
psSAR10g [W/Kg]	1.08	1.10
Power Drift [dB]	N/A	0.00



System Performance Check Report for D2600V2 - SN1036

Exposure Conditions

Frequency [MHz] Channel Number	2600.000 0	TSL Permittivity	37.4
Group UID	CW 0--	TSL Conductivity [S/m]	1.86
Conversion Factor	7.28	Phantom Section TSL	Flat Head Simulating Liquid

Hardware Setup

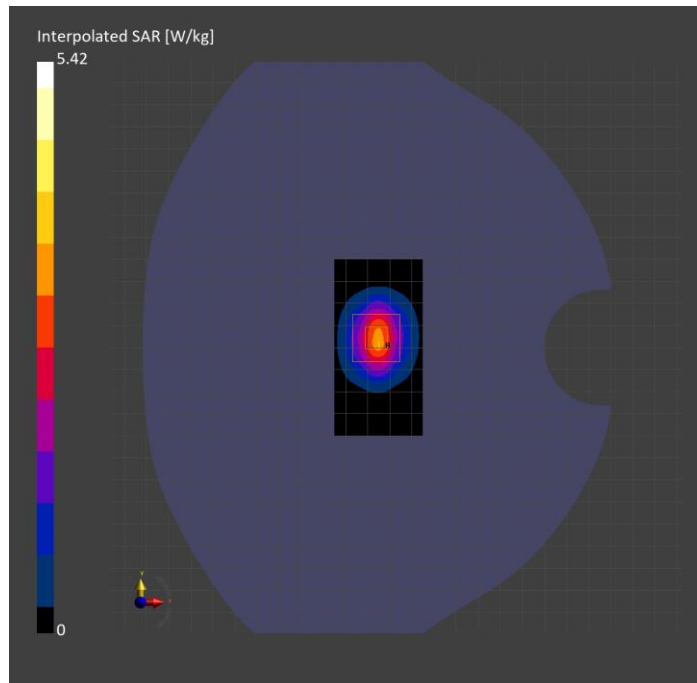
Probe Calibration Date	EX3DV4 - SN7569 2025-04-08	Phantom	Twin-SAM V8.0 (30deg probe tilt)
DAE Calibration Date	DAE4 Sn1547 2025-04-14	TSL Type	HBBL-600-10000
Software Version	16.4.0.5005		

Scans Setup

	Area Scan	Zoom Scan
Grid Extents [mm]	40.0 x 80.0	30.0 x 30.0 x 31.2
Grid Steps [mm]	10.0 x 10.0	5.0 x 5.0 x 1.5
Sensor Surface [mm]	3.0	1.4
Graded Grid	N/A	Yes
M2/M1 [> 30%]		79.1
Dist 3dB Peak [> Grid Steps Δx, Δy mm]		9.0

Measurement Results

	Area Scan	Zoom Scan
psSAR1g [W/Kg]	2.57	2.58
psSAR10g [W/Kg]	1.15	1.17
Power Drift [±0.2 dB]	N/A	-0.00



System Performance Check Report for D2600V2 - SN1006

Exposure Conditions

Frequency [MHz] Channel Number	2600.000 0	TSL Permittivity	37.0
Group UID	CW 0--	TSL Conductivity [S/m]	1.85
Conversion Factor	7.28	Phantom Section TSL	Flat Head Simulating Liquid

Hardware Setup

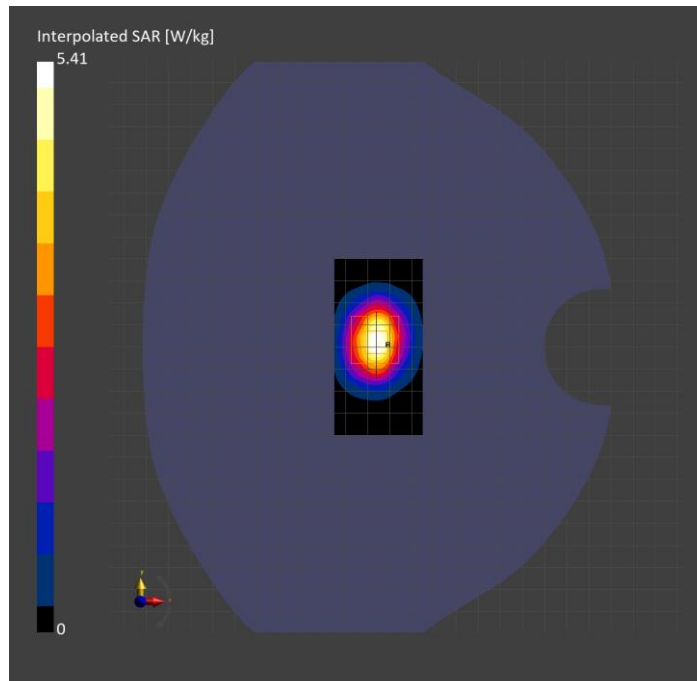
Probe Calibration Date	EX3DV4 - SN7569 2025-04-08	Phantom	Twin-SAM V8.0 (30deg probe tilt)
DAE Calibration Date	DAE4 Sn1547 2025-04-14	TSL Type	HBBL-600-10000
Software Version	16.4.0.5005		

Scans Setup

	Area Scan	Zoom Scan
Grid Extents [mm]	40.0 x 80.0	30.0 x 30.0 x 31.2
Grid Steps [mm]	10.0 x 10.0	5.0 x 5.0 x 1.5
Sensor Surface [mm]	3.0	1.4
Graded Grid	N/A	Yes
M2/M1 [> 30%]		79.1
Dist 3dB Peak [> Grid Steps Δx, Δy mm]		9.0

Measurement Results

	Area Scan	Zoom Scan
psSAR1g [W/Kg]	2.52	2.56
psSAR10g [W/Kg]	1.14	1.17
Power Drift [±0.2 dB]	N/A	-0.01



System Performance Check Report for D2300V2 - SN1002

Exposure Conditions

Frequency [MHz] Channel Number	2300.000 0	TSL Permittivity	37.3
Group UID	CW 0--	TSL Conductivity [S/m]	1.56
Conversion Factor	7.14	Phantom Section TSL	Flat Head Simulating Liquid

Hardware Setup

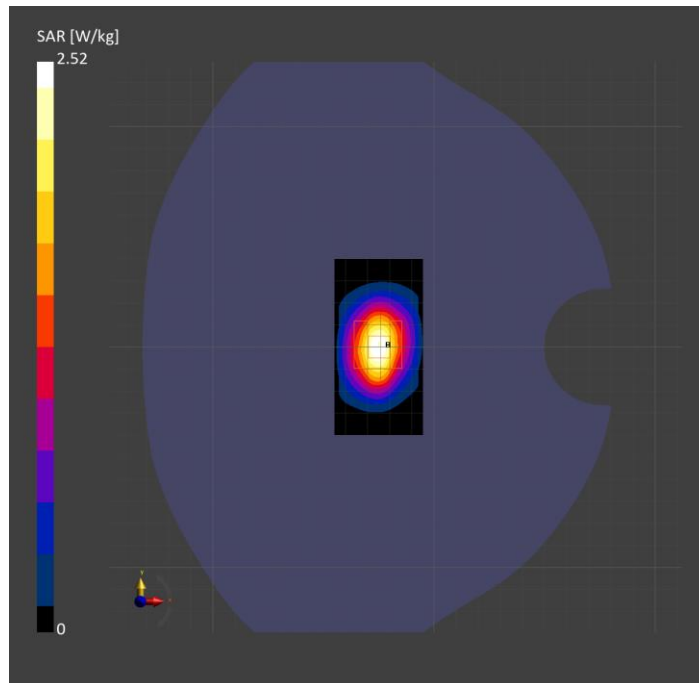
Probe Calibration Date	EX3DV4 - SN3885 2024-11-05	Phantom	Twin-SAM V8.0 (30deg probe tilt)
DAE Calibration Date	DAE4 Sn1359 2025-01-08	TSL Type	HBBL-600-10000
Software Version	16.4.0.5005		

Scans Setup

	Area Scan	Zoom Scan
Grid Extents [mm]	40.0 x 80.0	30.0 x 30.0 x 31.2
Grid Steps [mm]	10.0 x 10.0	5.0 x 5.0 x 1.5
Sensor Surface [mm]	3.0	1.4
Graded Grid	N/A	Yes
M2/M1 [%]		82.6
Dist 3dB Peak [mm]		9.3

Measurement Results

	Area Scan	Zoom Scan
psSAR1g [W/Kg]	2.23	2.22
psSAR10g [W/Kg]	1.07	1.09
Power Drift [dB]	N/A	-0.00



System Performance Check Report for D2600V2 - SN1036

Exposure Conditions

Frequency [MHz] Channel Number	2600.000 0	TSL Permittivity	38.9
Group UID	CW 0--	TSL Conductivity [S/m]	1.88
Conversion Factor	6.97	Phantom Section TSL	Flat Head Simulating Liquid

Hardware Setup

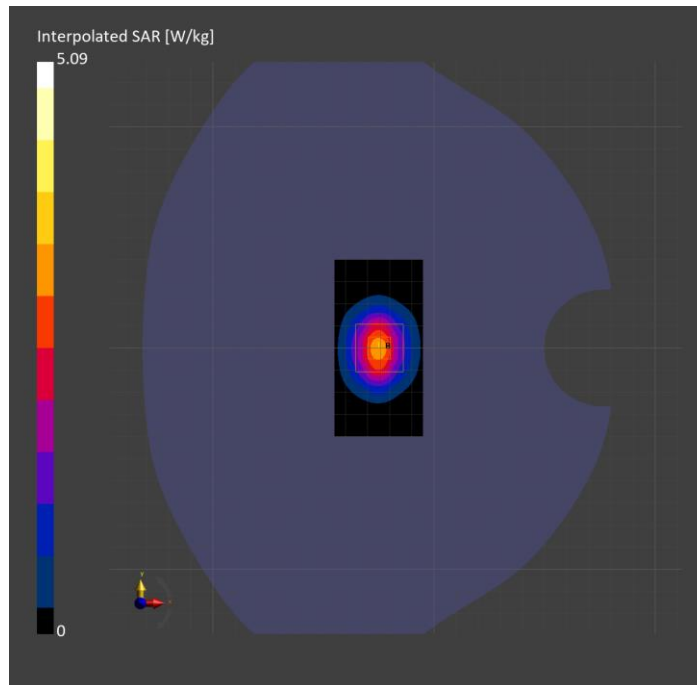
Probe Calibration Date	EX3DV4 - SN3885 2024-11-05	Phantom	Twin-SAM V8.0 (30deg probe tilt)
DAE Calibration Date	DAE4 Sn1359 2025-01-08	TSL Type	HBBL-600-10000
Software Version	16.4.0.5005		

Scans Setup

	Area Scan	Zoom Scan
Grid Extents [mm]	40.0 x 80.0	30.0 x 30.0 x 31.2
Grid Steps [mm]	10.0 x 10.0	5.0 x 5.0 x 1.5
Sensor Surface [mm]	3.0	1.4
Graded Grid	N/A	Yes
M2/M1 [> 30%]		81.3
Dist 3dB Peak [> Grid Steps Δx, Δy mm]		9.0

Measurement Results

	Area Scan	Zoom Scan
psSAR1g [W/Kg]	2.49	2.50
psSAR10g [W/Kg]	1.11	1.15
Power Drift [±0.2 dB]	N/A	0.03



System Performance Check Report for D2300V2 - SN1058

Exposure Conditions

Frequency [MHz] Channel Number	2300.000 0	TSL Permittivity	39.3
Group UID	CW 0--	TSL Conductivity [S/m]	1.63
Conversion Factor	7.14	Phantom Section TSL	Flat Head Simulating Liquid

Hardware Setup

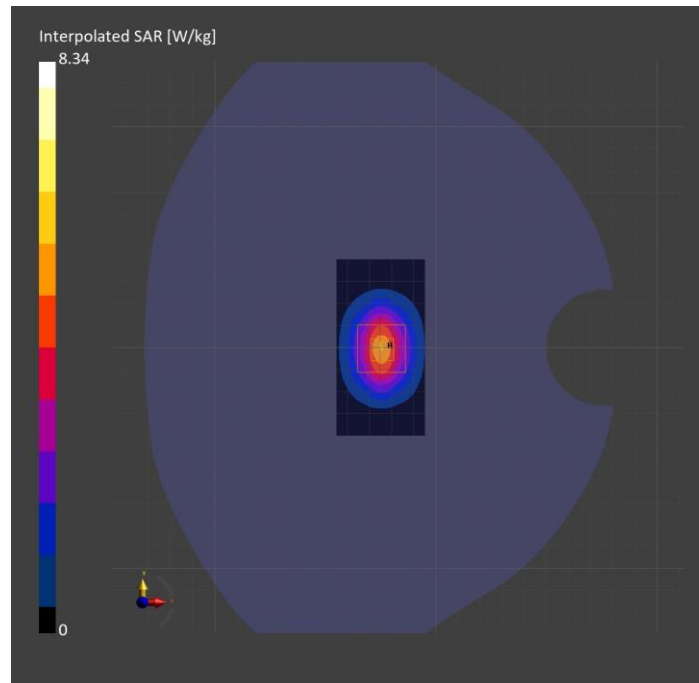
Probe Calibration Date	EX3DV4 - SN3885 2024-11-05	Phantom	Twin-SAM V8.0 (30deg probe tilt)
DAE Calibration Date	DAE4 Sn1359 2025-01-08	TSL Type	HBBL-600-10000
Software Version	16.4.0.5005		

Scans Setup

	Area Scan	Zoom Scan
Grid Extents [mm]	40.0 x 80.0	30.0 x 30.0 x 31.2
Grid Steps [mm]	10.0 x 10.0	5.0 x 5.0 x 1.5
Sensor Surface [mm]	3.0	1.4
Graded Grid	N/A	Yes
M2/M1 [> 30%]		81.9
Dist 3dB Peak [> Grid Steps Δx, Δy mm]		9.0

Measurement Results

	Area Scan	Zoom Scan
psSAR1g [W/Kg]	4.29	4.33
psSAR10g [W/Kg]	2.05	2.13
Power Drift [±0.2 dB]	N/A	0.00



System Performance Check Report for D3900V2 - SN1102

Exposure Conditions

Frequency [MHz] Channel Number	3900.000 0	TSL Permittivity	38.2
Group UID	CW 0--	TSL Conductivity [S/m]	3.01
Conversion Factor	6.02	Phantom Section TSL	Flat Head Simulating Liquid

Hardware Setup


Probe Calibration Date	EX3DV4 - SN3686 2025-01-13	Phantom	Twin-SAM V5.0 (30deg probe tilt)
DAE Calibration Date	DAE4 Sn1357 2025-01-13	TSL Type	HBBL-600-10000
Software Version	16.4.0.5005		

Scans Setup

	Area Scan	Zoom Scan
Grid Extents [mm]	40.0 x 80.0	30.0 x 30.0 x 29.1
Grid Steps [mm]	10.0 x 10.0	5.0 x 5.0 x 1.4
Sensor Surface [mm]	3.0	1.4
Graded Grid	N/A	Yes
M2/M1 [%]		76.3
Dist 3dB Peak [mm]		8.6

Measurement Results

	Area Scan	Zoom Scan
psSAR1g [W/Kg]	3.05	3.13
psSAR10g [W/Kg]	1.08	1.13
Power Drift [dB]	N/A	-0.00



System Performance Check Report for D3700V2 - SN1039

Exposure Conditions

Frequency [MHz] Channel Number	3700.000 0	TSL Permittivity	40.4
Group UID	CW 0--	TSL Conductivity [S/m]	2.90
Conversion Factor	5.92	Phantom Section TSL	Flat Head Simulating Liquid

Hardware Setup

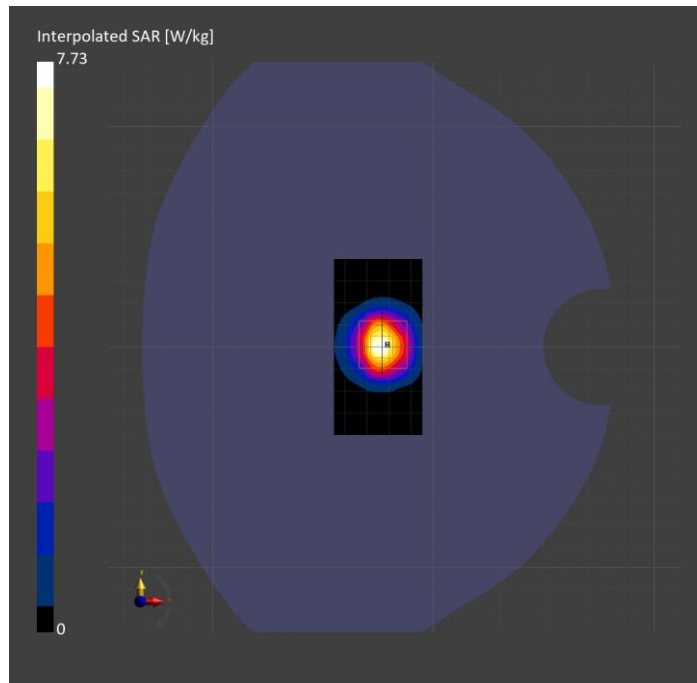
Probe Calibration Date	EX3DV4 - SN3686 2025-01-13	Phantom	Twin-SAM V5.0 (30deg probe tilt)
DAE Calibration Date	DAE4 Sn1357 2025-01-13	TSL Type	HBBL-600-10000
Software Version	16.4.0.5005		

Scans Setup

	Area Scan	Zoom Scan
Grid Extents [mm]	40.0 x 80.0	30.0 x 30.0 x 29.1
Grid Steps [mm]	10.0 x 10.0	5.0 x 5.0 x 1.4
Sensor Surface [mm]	3.0	1.4
Graded Grid	N/A	Yes
M2/M1 [> 30%]		77.3
Dist 3dB Peak [> Grid Steps Δx, Δy mm]		9.0

Measurement Results

	Area Scan	Zoom Scan
psSAR1g [W/Kg]	2.99	3.06
psSAR10g [W/Kg]	1.14	1.18
Power Drift [±0.2 dB]	N/A	-0.01



System Performance Check Report for D2450V2 - SN706

Exposure Conditions

Frequency [MHz] Channel Number	2450.000 0	TSL Permittivity	41.5
Group UID	CW 0--	TSL Conductivity [S/m]	1.81
Conversion Factor	6.42	Phantom Section TSL	Flat Head Simulating Liquid

Hardware Setup

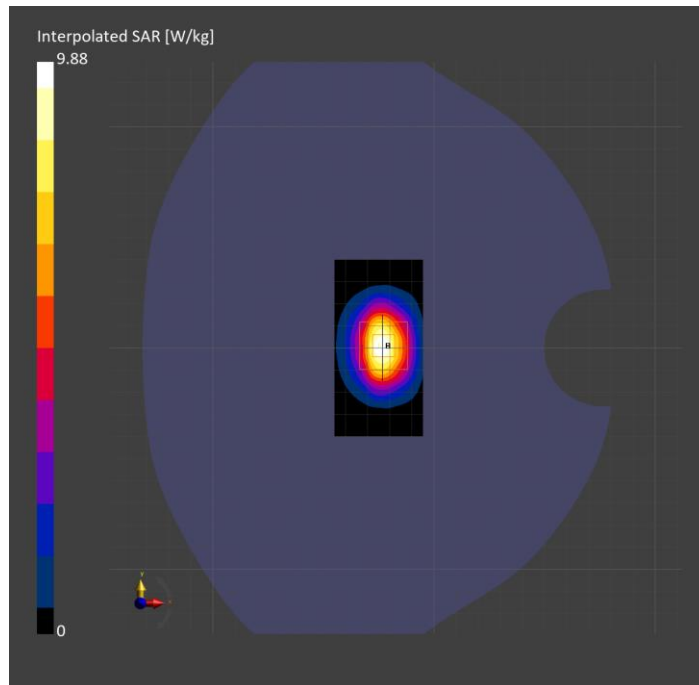
Probe Calibration Date	EX3DV4 - SN3686 2025-01-13	Phantom	Twin-SAM V5.0 (30deg probe tilt)
DAE Calibration Date	DAE4 Sn1357 2025-01-13	TSL Type	HBBL-600-10000
Software Version	16.4.0.5005		

Scans Setup

	Area Scan	Zoom Scan
Grid Extents [mm]	40.0 x 80.0	30.0 x 30.0 x 31.2
Grid Steps [mm]	10.0 x 10.0	5.0 x 5.0 x 1.5
Sensor Surface [mm]	3.0	1.4
Graded Grid	N/A	Yes
M2/M1 [> 30%]		83.2
Dist 3dB Peak [> Grid Steps Δx, Δy mm]		9.0

Measurement Results

	Area Scan	Zoom Scan
psSAR1g [W/Kg]	5.23	5.10
psSAR10g [W/Kg]	2.44	2.43
Power Drift [±0.2 dB]	N/A	-0.06



System Performance Check Report for D2600V2 - SN1036

Exposure Conditions

Frequency [MHz] Channel Number	2600.000 0	TSL Permittivity	40.0
Group UID	CW 0--	TSL Conductivity [S/m]	1.90
Conversion Factor	6.17	Phantom Section TSL	Flat Head Simulating Liquid

Hardware Setup

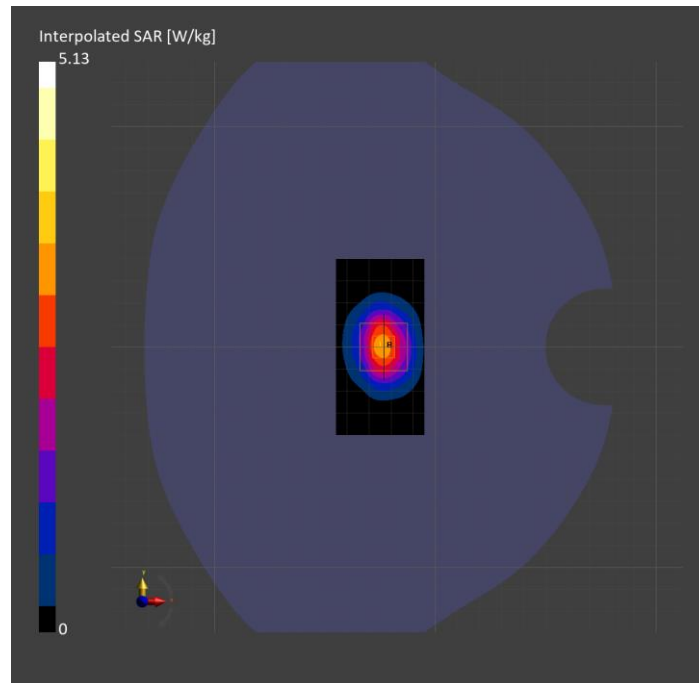
Probe Calibration Date	EX3DV4 - SN3686 2025-01-13	Phantom	Twin-SAM V5.0 (30deg probe tilt)
DAE Calibration Date	DAE4 Sn1357 2025-01-13	TSL Type	HBBL-600-10000
Software Version	16.4.0.5005		

Scans Setup

	Area Scan	Zoom Scan
Grid Extents [mm]	40.0 x 80.0	30.0 x 30.0 x 31.2
Grid Steps [mm]	10.0 x 10.0	5.0 x 5.0 x 1.5
Sensor Surface [mm]	3.0	1.4
Graded Grid	N/A	Yes
M2/M1 [> 30%]		82.3
Dist 3dB Peak [> Grid Steps Δx, Δy mm]		9.0

Measurement Results

	Area Scan	Zoom Scan
psSAR1g [W/Kg]	2.57	2.56
psSAR10g [W/Kg]	1.15	1.17
Power Drift [±0.2 dB]	N/A	0.02



System Performance Check Report for D3500V2 - SN1060

Exposure Conditions

Frequency [MHz] Channel Number	3500.000 0	TSL Permittivity	39.7
Group UID	CW 0--	TSL Conductivity [S/m]	2.63
Conversion Factor	5.91	Phantom Section TSL	Flat Head Simulating Liquid

Hardware Setup

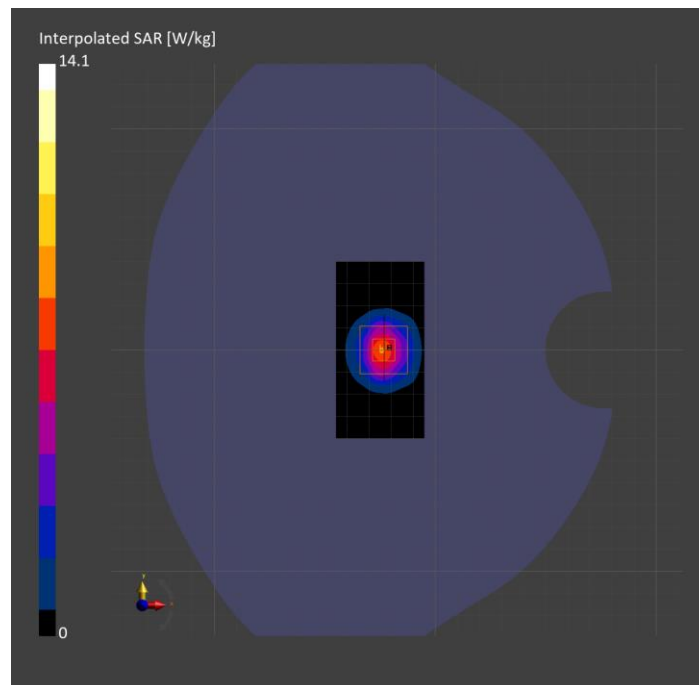
Probe Calibration Date	EX3DV4 - SN3686 2025-01-13	Phantom	Twin-SAM V5.0 (30deg probe tilt)
DAE Calibration Date	DAE4 Sn1357 2025-01-13	TSL Type	HBBL-600-10000
Software Version	16.4.0.5005		

Scans Setup

	Area Scan	Zoom Scan
Grid Extents [mm]	40.0 x 80.0	30.0 x 30.0 x 29.1
Grid Steps [mm]	10.0 x 10.0	5.0 x 5.0 x 1.4
Sensor Surface [mm]	3.0	1.4
Graded Grid	N/A	Yes
M2/M1 [> 30%]		79.7
Dist 3dB Peak [> Grid Steps Δx, Δy mm]		8.6

Measurement Results

	Area Scan	Zoom Scan
psSAR1g [W/Kg]	5.87	5.93
psSAR10g [W/Kg]	2.26	2.34
Power Drift [±0.2 dB]	N/A	0.01



System Performance Check Report for D2300V2 - SN1002

Exposure Conditions

Frequency [MHz] Channel Number	2300.000 0	TSL Permittivity	42.3
Group UID	CW 0--	TSL Conductivity [S/m]	1.72
Conversion Factor	6.44	Phantom Section TSL	Flat Head Simulating Liquid

Hardware Setup

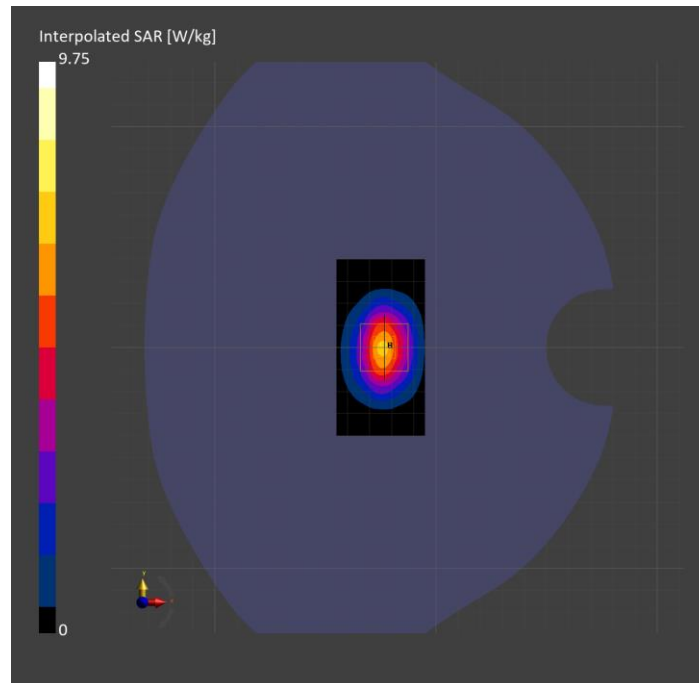
Probe Calibration Date	EX3DV4 - SN3686 2025-01-13	Phantom	Twin-SAM V5.0 (30deg probe tilt)
DAE Calibration Date	DAE4 Sn1357 2025-01-13	TSL Type	HBBL-600-10000
Software Version	16.4.0.5005		

Scans Setup

	Area Scan	Zoom Scan
Grid Extents [mm]	40.0 x 80.0	30.0 x 30.0 x 31.2
Grid Steps [mm]	10.0 x 10.0	5.0 x 5.0 x 1.5
Sensor Surface [mm]	3.0	1.4
Graded Grid	N/A	Yes
M2/M1 [> 30%]		84.1
Dist 3dB Peak [> Grid Steps Δx, Δy mm]		9.5

Measurement Results

	Area Scan	Zoom Scan
psSAR1g [W/Kg]	5.25	5.20
psSAR10g [W/Kg]	2.51	2.58
Power Drift [±0.2 dB]	N/A	-0.02



System Performance Check Report for D2300V2 - SN1058

Exposure Conditions

Frequency [MHz] Channel Number	2300.000 0	TSL Permittivity	42.5
Group UID	CW 0--	TSL Conductivity [S/m]	1.68
Conversion Factor	6.44	Phantom Section TSL	Flat Head Simulating Liquid

Hardware Setup

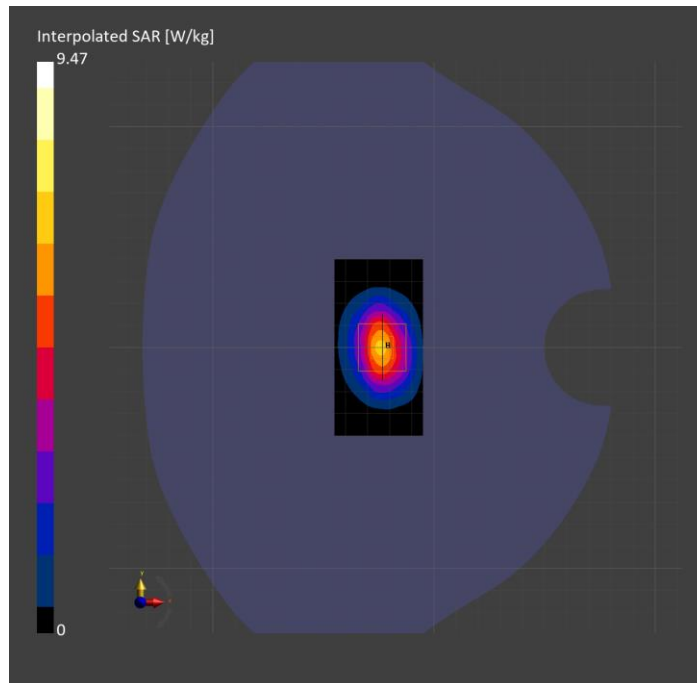
Probe Calibration Date	EX3DV4 - SN3686 2025-01-13	Phantom	Twin-SAM V5.0 (30deg probe tilt)
DAE Calibration Date	DAE4 Sn1357 2025-01-13	TSL Type	HBBL-600-10000
Software Version	16.4.0.5005		

Scans Setup

	Area Scan	Zoom Scan
Grid Extents [mm]	40.0 x 80.0	30.0 x 30.0 x 31.2
Grid Steps [mm]	10.0 x 10.0	5.0 x 5.0 x 1.5
Sensor Surface [mm]	3.0	1.4
Graded Grid	N/A	Yes
M2/M1 [> 30%]		84.4
Dist 3dB Peak [> Grid Steps Δx, Δy mm]		9.0

Measurement Results

	Area Scan	Zoom Scan
psSAR1g [W/Kg]	5.10	5.11
psSAR10g [W/Kg]	2.45	2.54
Power Drift [±0.2 dB]	N/A	0.04



System Performance Check Report for D2600V2 - SN1006

Exposure Conditions

Frequency [MHz] Channel Number	2600.000 0	TSL Permittivity	42.0
Group UID	CW 0--	TSL Conductivity [S/m]	1.91
Conversion Factor	6.17	Phantom Section TSL	Flat Head Simulating Liquid

Hardware Setup

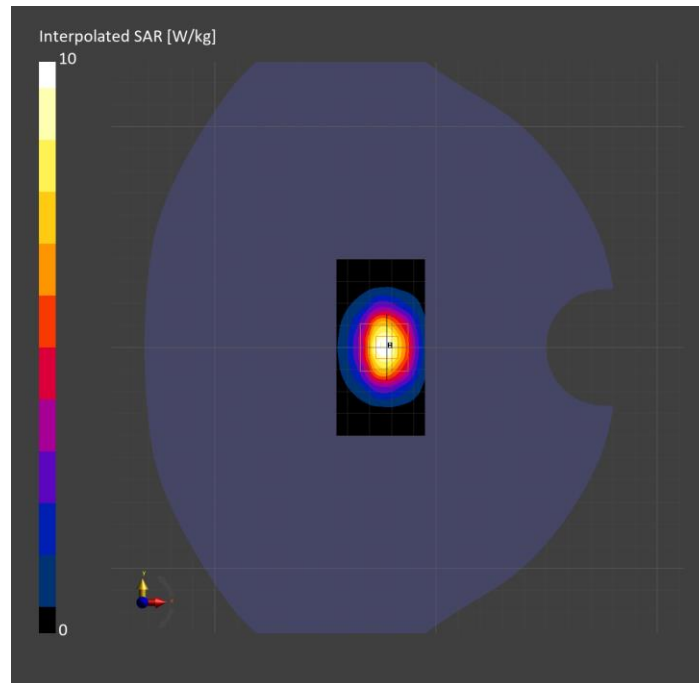
Probe Calibration Date	EX3DV4 - SN3686 2025-01-13	Phantom	Twin-SAM V5.0 (30deg probe tilt)
DAE Calibration Date	DAE4 Sn1357 2025-01-13	TSL Type	HBBL-600-10000
Software Version	16.4.0.5005		

Scans Setup

	Area Scan	Zoom Scan
Grid Extents [mm]	40.0 x 80.0	30.0 x 30.0 x 31.2
Grid Steps [mm]	10.0 x 10.0	5.0 x 5.0 x 1.5
Sensor Surface [mm]	3.0	1.4
Graded Grid	N/A	Yes
M2/M1 [> 30%]		84.0
Dist 3dB Peak [> Grid Steps Δx, Δy mm]		9.0

Measurement Results

	Area Scan	Zoom Scan
psSAR1g [W/Kg]	5.10	5.12
psSAR10g [W/Kg]	2.32	2.40
Power Drift [±0.2 dB]	N/A	0.00



System Performance Check Report for D3500V2 - SN1011

Exposure Conditions

Frequency [MHz] Channel Number	3500.000 0	TSL Permittivity	39.2
Group UID	CW 0--	TSL Conductivity [S/m]	2.92
Conversion Factor	5.91	Phantom Section TSL	Flat Head Simulating Liquid

Hardware Setup


Probe Calibration Date	EX3DV4 - SN3686 2025-01-13	Phantom	Twin-SAM V5.0 (30deg probe tilt)
DAE Calibration Date	DAE4 Sn1357 2025-01-13	TSL Type	HBBL-600-10000
Software Version	16.4.0.5005		

Scans Setup

	Area Scan	Zoom Scan
Grid Extents [mm]	40.0 x 80.0	30.0 x 30.0 x 29.1
Grid Steps [mm]	10.0 x 10.0	5.0 x 5.0 x 1.4
Sensor Surface [mm]	3.0	1.4
Graded Grid	N/A	Yes
M2/M1 [> 30%]		80.0
Dist 3dB Peak [> Grid Steps Δx, Δy mm]		9.0

Measurement Results

	Area Scan	Zoom Scan
psSAR1g [W/Kg]	6.17	6.23
psSAR10g [W/Kg]	2.36	2.47
Power Drift [±0.2 dB]	N/A	0.01



System Performance Check Report for D3500V2 - SN1060

Exposure Conditions

Frequency [MHz] Channel Number	3500.000 0	TSL Permittivity	41.0
Group UID	CW 0--	TSL Conductivity [S/m]	2.63
Conversion Factor	6.69	Phantom Section TSL	Flat Head Simulating Liquid

Hardware Setup

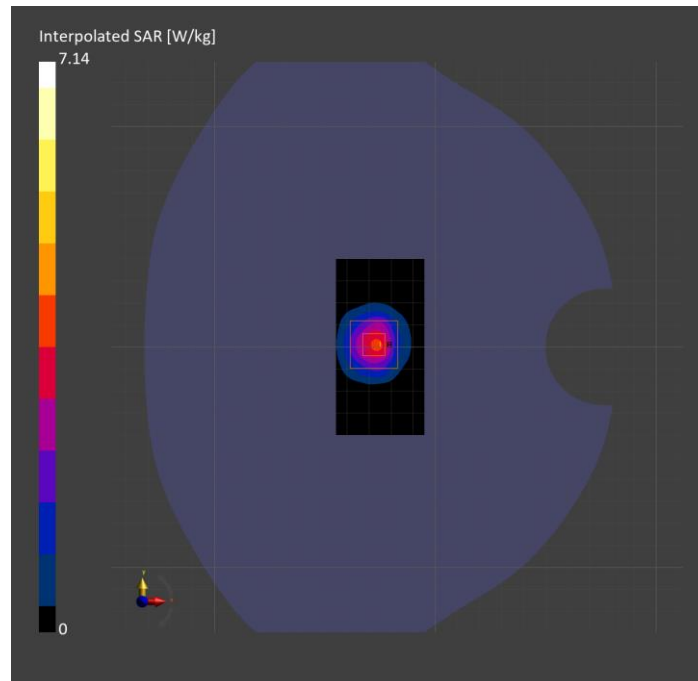
Probe Calibration Date	EX3DV4 - SN7448 2025-02-10	Phantom	Twin-SAM V5.0 (30deg probe tilt)
DAE Calibration Date	DAE4 Sn1377 2024-09-04	TSL Type	HBBL-600-10000
Software Version	16.4.0.5005		

Scans Setup

	Area Scan	Zoom Scan
Grid Extents [mm]	40.0 x 80.0	30.0 x 30.0 x 29.1
Grid Steps [mm]	10.0 x 10.0	5.0 x 5.0 x 1.4
Sensor Surface [mm]	3.0	1.4
Graded Grid	N/A	Yes
M2/M1 [%]		78.6
Dist 3dB Peak [mm]		8.0

Measurement Results

	Area Scan	Zoom Scan
psSAR1g [W/Kg]	2.71	2.97
psSAR10g [W/Kg]	1.07	1.16
Power Drift [dB]	N/A	0.02



System Performance Check Report for D3500V2 - SN1011

Exposure Conditions

Frequency [MHz] Channel Number	3500.000 0	TSL Permittivity	41.1
Group UID	CW 0--	TSL Conductivity [S/m]	2.62
Conversion Factor	6.69	Phantom Section TSL	Flat Head Simulating Liquid

Hardware Setup

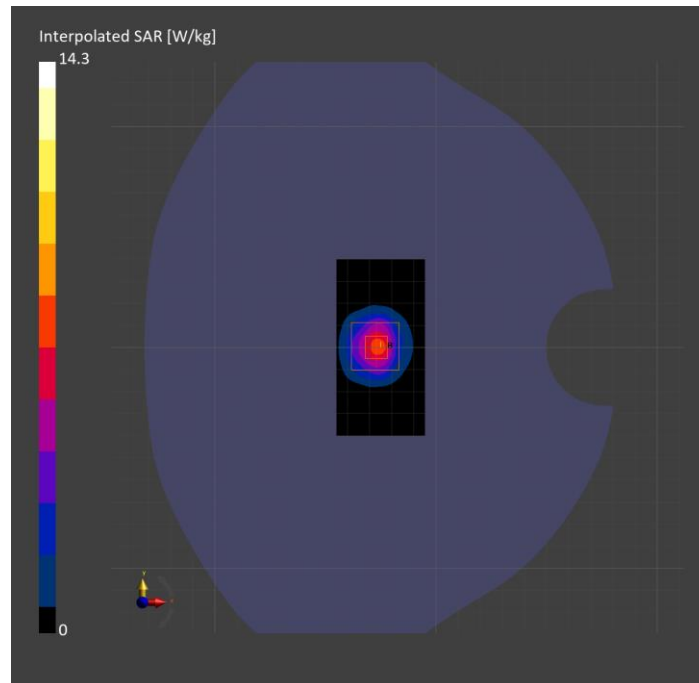
Probe Calibration Date	EX3DV4 - SN7448 2025-02-10	Phantom	Twin-SAM V5.0 (30deg probe tilt)
DAE Calibration Date	DAE4 Sn1377 2024-09-04	TSL Type	HBBL-600-10000
Software Version	16.4.0.5005		

Scans Setup

	Area Scan	Zoom Scan
Grid Extents [mm]	40.0 x 80.0	30.0 x 30.0 x 29.1
Grid Steps [mm]	10.0 x 10.0	5.0 x 5.0 x 1.4
Sensor Surface [mm]	3.0	1.4
Graded Grid	N/A	Yes
M2/M1 [%]		77.7
Dist 3dB Peak [mm]		8.1

Measurement Results

	Area Scan	Zoom Scan
psSAR1g [W/Kg]	5.63	5.91
psSAR10g [W/Kg]	2.17	2.30
Power Drift [dB]	N/A	-0.01



System Performance Check Report for CLA-13 - SN1008

Exposure Conditions

Frequency [MHz] Channel Number	13.000 0	TSL Permittivity	55.0
Group UID	CW 0--	TSL Conductivity [S/m]	0.750
Conversion Factor	16.74	Phantom Section TSL	Flat Head Simulating Liquid

Hardware Setup

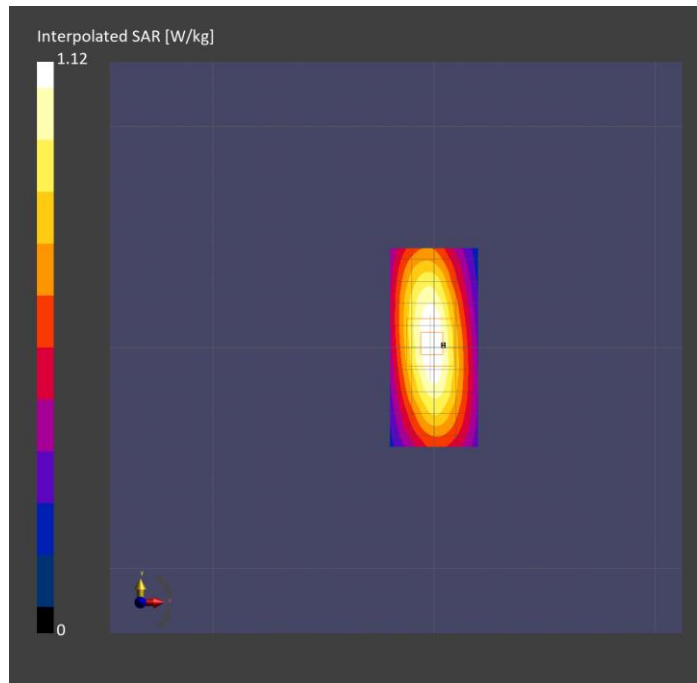
Probe Calibration Date	EX3DV4 - SN7448 2025-02-10	Phantom	ELI V5.0 (20deg probe tilt)
DAE Calibration Date	DAE4 Sn1377 2024-09-04	TSL Type	HBBL4-250V3
Software Version	16.4.0.5005		

Scans Setup

	Area Scan	Zoom Scan
Grid Extents [mm]	40.0 x 90.0	30.0 x 30.0 x 31.2
Grid Steps [mm]	10.0 x 15.0	6.0 x 6.0 x 1.5
Sensor Surface [mm]	3.0	1.4
Graded Grid	N/A	Yes
M2/M1 [> 30%]		75.8
Dist 3dB Peak [> Grid Steps Δx, Δy mm]		14.9

Measurement Results

	Area Scan	Zoom Scan
psSAR1g [W/Kg]	0.596	0.565
psSAR10g [W/Kg]	0.478	0.349
Power Drift [±0.2 dB]	N/A	-0.00



System Performance Check Report for D3700V2 - SN1039

Exposure Conditions

Frequency [MHz] Channel Number	3700.000 0	TSL Permittivity	39.4
Group UID	CW 0--	TSL Conductivity [S/m]	2.84
Conversion Factor	6.42	Phantom Section TSL	Flat Head Simulating Liquid

Hardware Setup

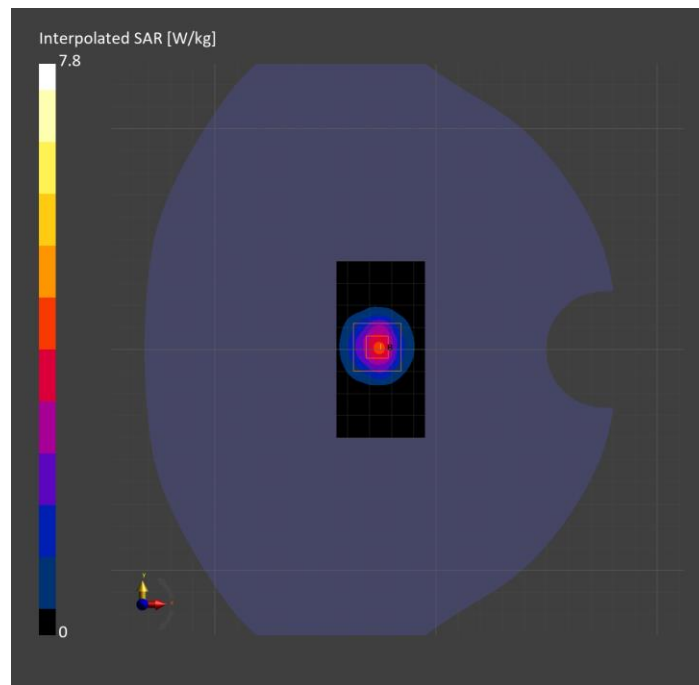
Probe Calibration Date	EX3DV4 - SN7448 2025-02-10	Phantom	Twin-SAM V5.0 (30deg probe tilt)
DAE Calibration Date	DAE4 Sn1377 2024-09-04	TSL Type	HBBL-600-10000
Software Version	16.4.0.5005		

Scans Setup

	Area Scan	Zoom Scan
Grid Extents [mm]	40.0 x 80.0	30.0 x 30.0 x 29.1
Grid Steps [mm]	10.0 x 10.0	5.0 x 5.0 x 1.4
Sensor Surface [mm]	3.0	1.4
Graded Grid	N/A	Yes
M2/M1 [> 30%]		77.1
Dist 3dB Peak [> Grid Steps Δx, Δy mm]		8.0

Measurement Results

	Area Scan	Zoom Scan
psSAR1g [W/Kg]	2.89	3.07
psSAR10g [W/Kg]	1.08	1.16
Power Drift [±0.2 dB]	N/A	0.03



System Performance Check Report for D3900V2 - SN1102

Exposure Conditions

Frequency [MHz] Channel Number	3900.000 0	TSL Permittivity	39.1
Group UID	CW 0--	TSL Conductivity [S/m]	3.03
Conversion Factor	6.32	Phantom Section TSL	Flat Head Simulating Liquid

Hardware Setup


Probe Calibration Date	EX3DV4 - SN7448 2025-02-10	Phantom	Twin-SAM V5.0 (30deg probe tilt)
DAE Calibration Date	DAE4 Sn1377 2024-09-04	TSL Type	HBBL-600-10000
Software Version	16.4.0.5005		

Scans Setup

	Area Scan	Zoom Scan
Grid Extents [mm]	40.0 x 80.0	30.0 x 30.0 x 29.1
Grid Steps [mm]	10.0 x 10.0	5.0 x 5.0 x 1.4
Sensor Surface [mm]	3.0	1.4
Graded Grid	N/A	Yes
M2/M1 [> 30%]		74.8
Dist 3dB Peak [> Grid Steps Δx, Δy mm]		8.0

Measurement Results

	Area Scan	Zoom Scan
psSAR1g [W/Kg]	3.03	3.14
psSAR10g [W/Kg]	1.05	1.13
Power Drift [±0.2 dB]	N/A	-0.01



System Performance Check Report for D2450V2 - SN748

Exposure Conditions

Frequency [MHz] Channel Number	2450.000 0	TSL Permittivity	41.7
Group UID	CW 0--	TSL Conductivity [S/m]	1.77
Conversion Factor	7.15	Phantom Section TSL	Flat Head Simulating Liquid

Hardware Setup

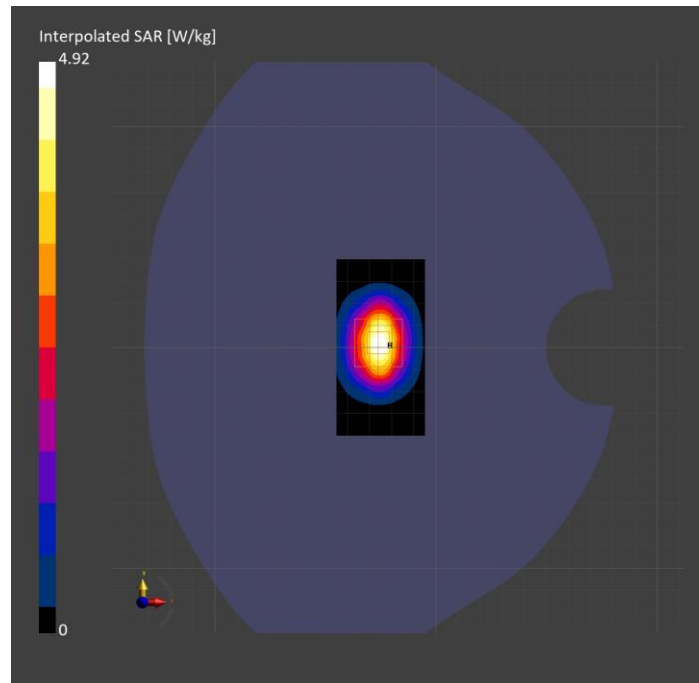
Probe Calibration Date	EX3DV4 - SN7448 2025-02-10	Phantom	Twin-SAM V5.0 (30deg probe tilt)
DAE Calibration Date	DAE4 Sn1377 2024-09-04	TSL Type	HBBL-600-10000
Software Version	16.4.0.5005		

Scans Setup

	Area Scan	Zoom Scan
Grid Extents [mm]	40.0 x 80.0	30.0 x 30.0 x 31.2
Grid Steps [mm]	10.0 x 10.0	5.0 x 5.0 x 1.5
Sensor Surface [mm]	3.0	1.4
Graded Grid	N/A	Yes
M2/M1 [> 30%]		82.2
Dist 3dB Peak [> Grid Steps Δx, Δy mm]		9.0

Measurement Results

	Area Scan	Zoom Scan
psSAR1g [W/Kg]	2.50	2.54
psSAR10g [W/Kg]	1.16	1.21
Power Drift [±0.2 dB]	N/A	0.00



System Performance Check Report for D2450V2 - SN706

Exposure Conditions

Frequency [MHz] Channel Number	2450.000 0	TSL Permittivity	39.8
Group UID	CW 0--	TSL Conductivity [S/m]	1.68
Conversion Factor	7.15	Phantom Section TSL	Flat Head Simulating Liquid

Hardware Setup

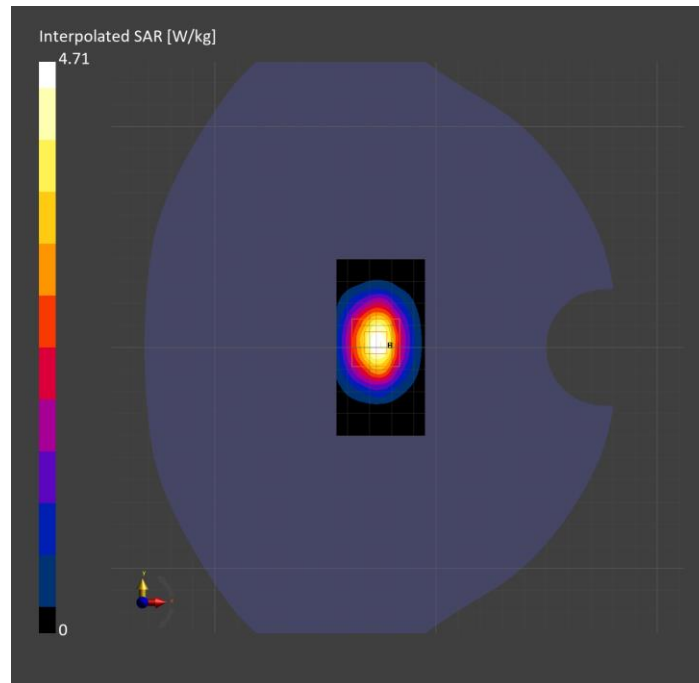
Probe Calibration Date	EX3DV4 - SN7448 2025-02-10	Phantom	Twin-SAM V5.0 (30deg probe tilt)
DAE Calibration Date	DAE4 Sn1377 2024-09-04	TSL Type	HBBL-600-10000
Software Version	16.4.0.5005		

Scans Setup

	Area Scan	Zoom Scan
Grid Extents [mm]	40.0 x 80.0	30.0 x 30.0 x 31.2
Grid Steps [mm]	10.0 x 10.0	5.0 x 5.0 x 1.5
Sensor Surface [mm]	3.0	1.4
Graded Grid	N/A	Yes
M2/M1 [> 30%]		82.2
Dist 3dB Peak [> Grid Steps Δx, Δy mm]		9.0

Measurement Results

	Area Scan	Zoom Scan
psSAR1g [W/Kg]	2.34	2.43
psSAR10g [W/Kg]	1.11	1.17
Power Drift [±0.2 dB]	N/A	0.00



System Performance Check Report for D3700V2 - SN1039

Exposure Conditions

Frequency [MHz] Channel Number	3700.000 0	TSL Permittivity	37.4
Group UID	CW 0--	TSL Conductivity [S/m]	2.91
Conversion Factor	5.73	Phantom Section TSL	Flat Head Simulating Liquid

Hardware Setup


Probe Calibration Date	EX3DV4 - SN3749 2025-01-13	Phantom	Twin-SAM V8.0 (30deg probe tilt)
DAE Calibration Date	DAE4 Sn1380 2025-02-06	TSL Type	HBBL-600-10000
Software Version	16.4.0.5005		

Scans Setup

	Area Scan	Zoom Scan
Grid Extents [mm]	40.0 x 80.0	30.0 x 30.0 x 29.1
Grid Steps [mm]	10.0 x 10.0	5.0 x 5.0 x 1.4
Sensor Surface [mm]	3.0	1.4
Graded Grid	N/A	Yes
M2/M1 [> 30%]		73.7
Dist 3dB Peak [> Grid Steps Δx, Δy mm]		8.6

Measurement Results

	Area Scan	Zoom Scan
psSAR1g [W/Kg]	3.01	3.10
psSAR10g [W/Kg]	1.12	1.17
Power Drift [±0.2 dB]	N/A	-0.04



System Performance Check Report for D3900V2 - SN1102

Exposure Conditions

Frequency [MHz] Channel Number	3900.000 0	TSL Permittivity	37.0
Group UID	CW 0--	TSL Conductivity [S/m]	3.10
Conversion Factor	6.0	Phantom Section TSL	Flat Head Simulating Liquid

Hardware Setup


Probe Calibration Date	EX3DV4 - SN3749 2025-01-13	Phantom	Twin-SAM V8.0 (30deg probe tilt)
DAE Calibration Date	DAE4 Sn1380 2025-02-06	TSL Type	HBBL-600-10000
Software Version	16.4.0.5005		

Scans Setup

	Area Scan	Zoom Scan
Grid Extents [mm]	40.0 x 80.0	30.0 x 30.0 x 29.1
Grid Steps [mm]	10.0 x 10.0	5.0 x 5.0 x 1.4
Sensor Surface [mm]	3.0	1.4
Graded Grid	N/A	Yes
M2/M1 [> 30%]		72.9
Dist 3dB Peak [> Grid Steps Δx, Δy mm]		8.1

Measurement Results

	Area Scan	Zoom Scan
psSAR1g [W/Kg]	3.06	3.14
psSAR10g [W/Kg]	1.07	1.11
Power Drift [±0.2 dB]	N/A	0.00



System Performance Check Report for D3500V2 - SN1060

Exposure Conditions

Frequency [MHz] Channel Number	3500.000 0	TSL Permittivity	37.4
Group UID	CW 0--	TSL Conductivity [S/m]	2.71
Conversion Factor	5.88	Phantom Section TSL	Flat Head Simulating Liquid

Hardware Setup


Probe Calibration Date	EX3DV4 - SN3749 2025-01-13	Phantom	Twin-SAM V8.0 (30deg probe tilt)
DAE Calibration Date	DAE4 Sn1380 2025-02-06	TSL Type	HBBL-600-10000
Software Version	16.4.0.5005		

Scans Setup

	Area Scan	Zoom Scan
Grid Extents [mm]	40.0 x 80.0	30.0 x 30.0 x 29.1
Grid Steps [mm]	10.0 x 10.0	5.0 x 5.0 x 1.4
Sensor Surface [mm]	3.0	1.4
Graded Grid	N/A	Yes
M2/M1 [> 30%]		75.5
Dist 3dB Peak [> Grid Steps Δx, Δy mm]		9.0

Measurement Results

	Area Scan	Zoom Scan
psSAR1g [W/Kg]	5.78	5.92
psSAR10g [W/Kg]	2.22	2.31
Power Drift [±0.2 dB]	N/A	0.00



System Performance Check Report for D2300V2 - SN1002

Exposure Conditions

Frequency [MHz] Channel Number	2300.000 0	TSL Permittivity	41.2
Group UID	CW 0--	TSL Conductivity [S/m]	1.72
Conversion Factor	6.89	Phantom Section TSL	Flat Head Simulating Liquid

Hardware Setup

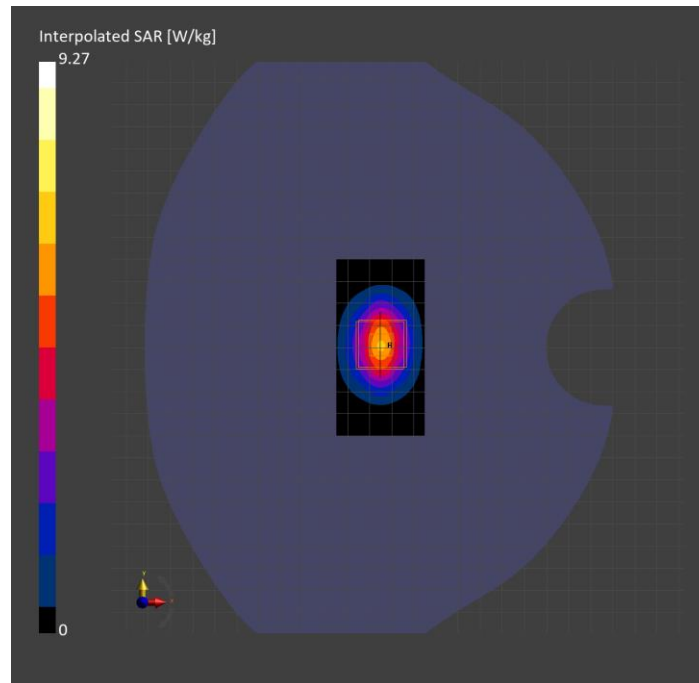
Probe Calibration Date	EX3DV4 - SN3749 2025-01-13	Phantom	Twin-SAM V5.0 (30deg probe tilt)
DAE Calibration Date	DAE4 Sn1380 2025-02-06	TSL Type	HBBL-600-10000
Software Version	16.4.0.5005		

Scans Setup

	Area Scan	Zoom Scan
Grid Extents [mm]	40.0 x 80.0	30.0 x 30.0 x 31.2
Grid Steps [mm]	10.0 x 10.0	5.0 x 5.0 x 1.5
Sensor Surface [mm]	3.0	1.4
Graded Grid	N/A	Yes
M2/M1 [> 30%]		82.8
Dist 3dB Peak [> Grid Steps Δx, Δy mm]		9.0

Measurement Results

	Area Scan	Zoom Scan
psSAR1g [W/Kg]	4.86	4.83
psSAR10g [W/Kg]	2.32	2.35
Power Drift [±0.2 dB]	N/A	0.02



System Performance Check Report for D2600V2 - SN1036

Exposure Conditions

Frequency [MHz] Channel Number	2600.000 0	TSL Permittivity	40.6
Group UID	CW 0--	TSL Conductivity [S/m]	1.96
Conversion Factor	6.52	Phantom Section TSL	Flat Head Simulating Liquid

Hardware Setup

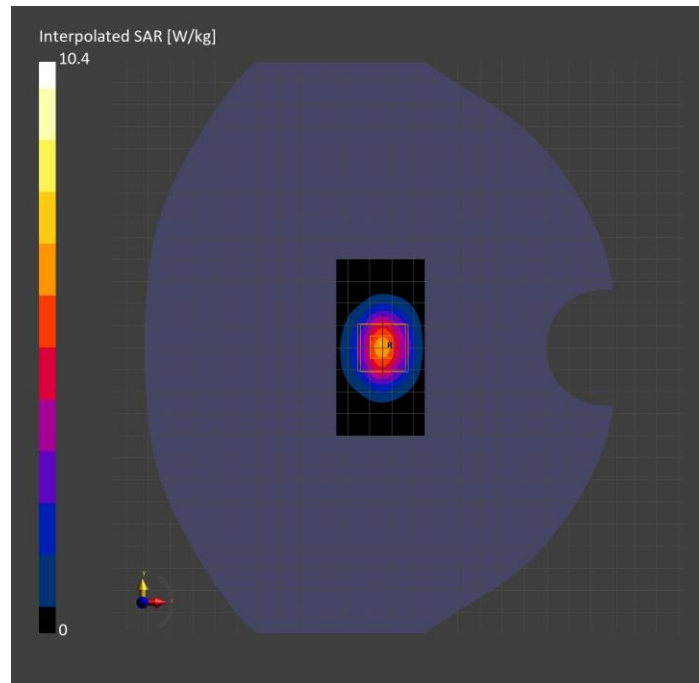
Probe Calibration Date	EX3DV4 - SN3749 2025-01-13	Phantom	Twin-SAM V5.0 (30deg probe tilt)
DAE Calibration Date	DAE4 Sn1380 2025-02-06	TSL Type	HBBL-600-10000
Software Version	16.4.0.5005		

Scans Setup

	Area Scan	Zoom Scan
Grid Extents [mm]	40.0 x 80.0	30.0 x 30.0 x 31.2
Grid Steps [mm]	10.0 x 10.0	5.0 x 5.0 x 1.5
Sensor Surface [mm]	3.0	1.4
Graded Grid	N/A	Yes
M2/M1 [> 30%]		80.4
Dist 3dB Peak [> Grid Steps Δx, Δy mm]		9.0

Measurement Results

	Area Scan	Zoom Scan
psSAR1g [W/Kg]	5.07	5.03
psSAR10g [W/Kg]	2.28	2.30
Power Drift [±0.2 dB]	N/A	0.01



System Performance Check Report for D2450V2 - SN706

Exposure Conditions

Frequency [MHz] Channel Number	2450.000 0	TSL Permittivity	37.7
Group UID	CW 0--	TSL Conductivity [S/m]	1.80
Conversion Factor	6.39	Phantom Section TSL	Flat Head Simulating Liquid

Hardware Setup

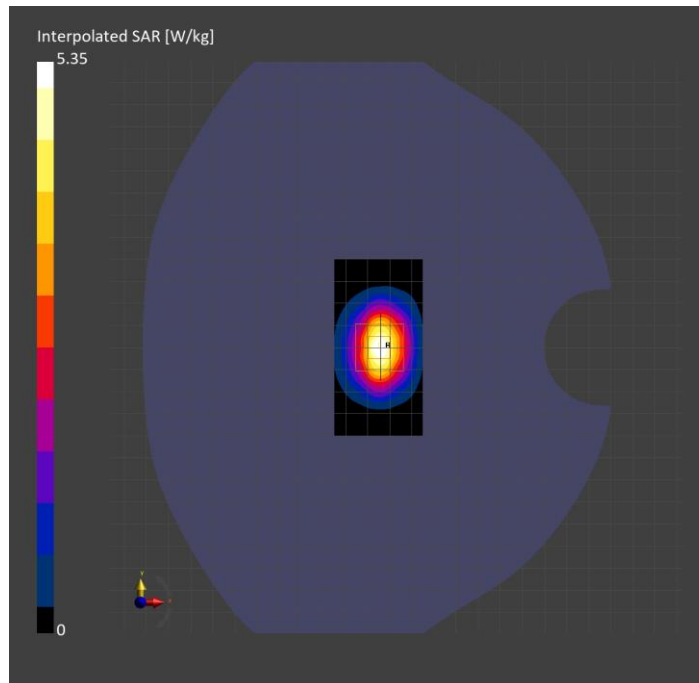
Probe Calibration Date	EX3DV4 - SN3749 2025-01-13	Phantom	Twin-SAM V5.0 (30deg probe tilt)
DAE Calibration Date	DAE4 Sn1380 2025-02-06	TSL Type	HBBL-600-10000
Software Version	16.4.0.5005		

Scans Setup

	Area Scan	Zoom Scan
Grid Extents [mm]	40.0 x 80.0	30.0 x 30.0 x 31.2
Grid Steps [mm]	10.0 x 10.0	5.0 x 5.0 x 1.5
Sensor Surface [mm]	3.0	1.4
Graded Grid	N/A	Yes
M2/M1 [> 30%]		81.9
Dist 3dB Peak [> Grid Steps Δx, Δy mm]		9.0

Measurement Results

	Area Scan	Zoom Scan
psSAR1g [W/Kg]	2.74	2.70
psSAR10g [W/Kg]	1.28	1.28
Power Drift [±0.2 dB]	N/A	0.01



System Performance Check Report for D2450V2 - SN748

Exposure Conditions

Frequency [MHz] Channel Number	2450.000 0	TSL Permittivity	41.2
Group UID	CW 0--	TSL Conductivity [S/m]	1.80
Conversion Factor	6.39	Phantom Section TSL	Flat Head Simulating Liquid

Hardware Setup

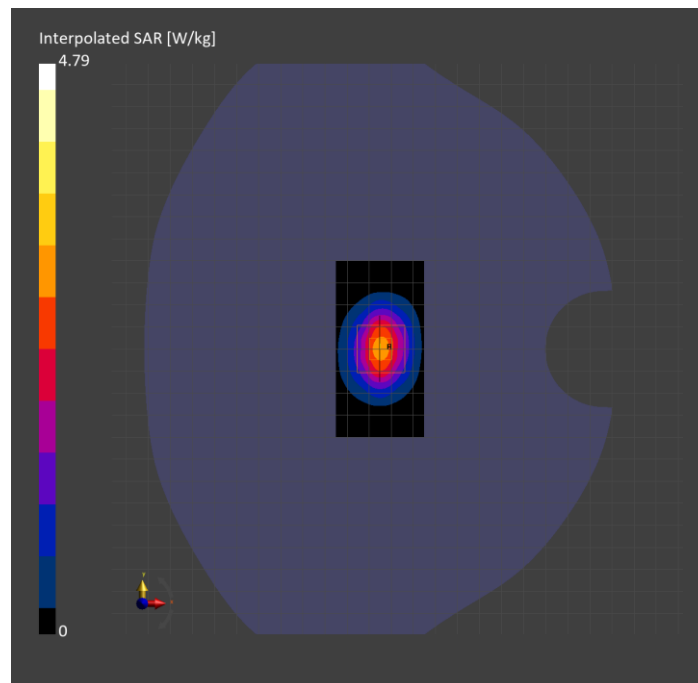
Probe Calibration Date	EX3DV4 - SN3749 2025-01-13	Phantom	Twin-SAM V5.0 (30deg probe tilt)
DAE Calibration Date	DAE4 Sn1380 2025-02-06	TSL Type	HBBL-600-10000
Software Version	16.4.0.5005		

Scans Setup

	Area Scan	Zoom Scan
Grid Extents [mm]	40.0 x 80.0	30.0 x 30.0 x 31.2
Grid Steps [mm]	10.0 x 10.0	5.0 x 5.0 x 1.5
Sensor Surface [mm]	3.0	1.4
Graded Grid	N/A	Yes
M2/M1 [> 30%]		81.1
Dist 3dB Peak [> Grid Steps Δx, Δy mm]		9.0

Measurement Results

	Area Scan	Zoom Scan
psSAR1g [W/Kg]	2.38	2.38
psSAR10g [W/Kg]	1.11	1.13
Power Drift [±0.2 dB]	N/A	-0.01



System Performance Check Report for D3500V2 - SN1011

Exposure Conditions

Frequency [MHz] Channel Number	3500.000 0	TSL Permittivity	38.6
Group UID	CW 0--	TSL Conductivity [S/m]	2.89
Conversion Factor	5.88	Phantom Section TSL	Flat Head Simulating Liquid

Hardware Setup


Probe Calibration Date	EX3DV4 - SN3749 2025-01-13	Phantom	Twin-SAM V5.0 (30deg probe tilt)
DAE Calibration Date	DAE4 Sn1380 2025-02-06	TSL Type	HBBL-600-10000
Software Version	16.4.0.5005		

Scans Setup

	Area Scan	Zoom Scan
Grid Extents [mm]	40.0 x 80.0	30.0 x 30.0 x 29.1
Grid Steps [mm]	10.0 x 10.0	5.0 x 5.0 x 1.4
Sensor Surface [mm]	3.0	1.4
Graded Grid	N/A	Yes
M2/M1 [> 30%]		77.6
Dist 3dB Peak [> Grid Steps Δx, Δy mm]		8.0

Measurement Results

	Area Scan	Zoom Scan
psSAR1g [W/Kg]	6.57	6.76
psSAR10g [W/Kg]	2.51	2.63
Power Drift [±0.2 dB]	N/A	0.00



System Performance Check Report for D2300V2 - SN1058

Exposure Conditions

Frequency [MHz] Channel Number	2300.000 0	TSL Permittivity	40.7
Group UID	CW 0--	TSL Conductivity [S/m]	1.57
Conversion Factor	7.19	Phantom Section TSL	Flat Head Simulating Liquid

Hardware Setup

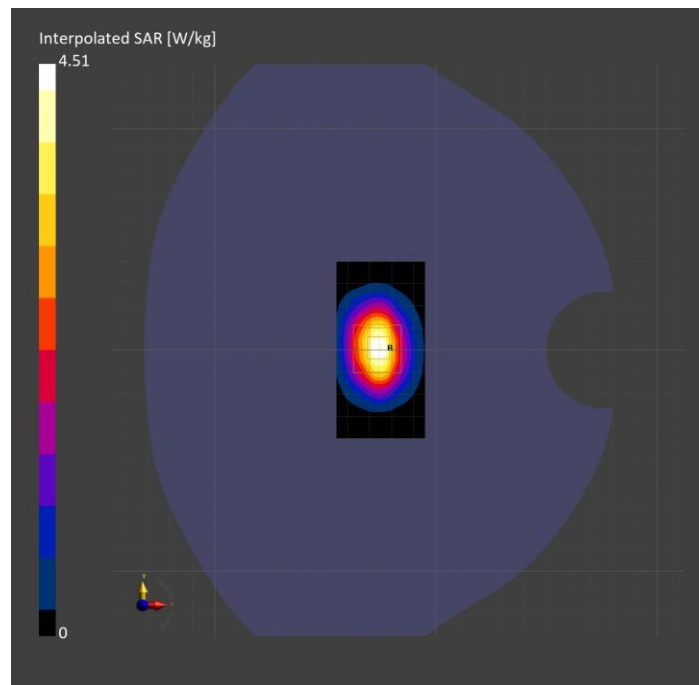
Probe Calibration Date	EX3DV4 - SN3990 Sensor X Disabled 2025-02-07	Phantom	Twin-SAM V5.0 (30deg probe tilt)
DAE Calibration Date	DAE4 Sn1545 2025-02-06	TSL Type	HBBL-600-10000
Software Version	16.4.0.5005		

Scans Setup

	Area Scan	Zoom Scan
Grid Extents [mm]	40.0 x 80.0	30.0 x 30.0 x 31.2
Grid Steps [mm]	10.0 x 10.0	5.0 x 5.0 x 1.5
Sensor Surface [mm]	3.0	1.4
Graded Grid	N/A	Yes
M2/M1 [%]		81.2
Dist 3dB Peak [mm]		9.1

Measurement Results

	Area Scan	Zoom Scan
psSAR1g [W/Kg]	2.26	2.31
psSAR10g [W/Kg]	1.08	1.14
Power Drift [dB]	N/A	0.00



System Performance Check Report for D3500V2 - SN1060

Exposure Conditions

Frequency [MHz] Channel Number	3500.000 0	TSL Permittivity	40.8
Group UID	CW 0--	TSL Conductivity [S/m]	2.67
Conversion Factor	6.58	Phantom Section TSL	Flat Head Simulating Liquid

Hardware Setup


Probe Calibration Date	EX3DV4 - SN3990 Sensor X Disabled 2025-02-07	Phantom	Twin-SAM V5.0 (30deg probe tilt)
DAE Calibration Date	DAE4 Sn1545 2025-02-06	TSL Type	HBBL-600-10000
Software Version	16.4.0.5005		

Scans Setup

	Area Scan	Zoom Scan
Grid Extents [mm]	40.0 x 80.0	30.0 x 30.0 x 29.1
Grid Steps [mm]	10.0 x 10.0	5.0 x 5.0 x 1.4
Sensor Surface [mm]	3.0	1.4
Graded Grid	N/A	Yes
M2/M1 [%]		77.1
Dist 3dB Peak [mm]		8.1

Measurement Results

	Area Scan	Zoom Scan
psSAR1g [W/Kg]	2.91	2.97
psSAR10g [W/Kg]	1.10	1.16
Power Drift [dB]	N/A	0.00



System Performance Check Report for D3500V2 - SN1060

Exposure Conditions

Frequency [MHz] Channel Number	3500.000 0	TSL Permittivity	41.4
Group UID	CW 0--	TSL Conductivity [S/m]	2.71
Conversion Factor	6.58	Phantom Section TSL	Flat Head Simulating Liquid

Hardware Setup


Probe Calibration Date	EX3DV4 - SN3990 Sensor X Disabled 2025-02-07	Phantom	Twin-SAM V5.0 (30deg probe tilt)
DAE Calibration Date	DAE4 Sn1545 2025-02-06	TSL Type	HBBL-600-10000
Software Version	16.4.0.5005		

Scans Setup

	Area Scan	Zoom Scan
Grid Extents [mm]	40.0 x 80.0	30.0 x 30.0 x 29.1
Grid Steps [mm]	10.0 x 10.0	5.0 x 5.0 x 1.4
Sensor Surface [mm]	3.0	1.4
Graded Grid	N/A	Yes
M2/M1 [> 30%]		78.3
Dist 3dB Peak [> Grid Steps Δx, Δy mm]		8.3

Measurement Results

	Area Scan	Zoom Scan
psSAR1g [W/Kg]	3.00	2.97
psSAR10g [W/Kg]	1.13	1.15
Power Drift [±0.2 dB]	N/A	-0.01



System Performance Check Report for D3900V2 - SN1102

Exposure Conditions

Frequency [MHz] Channel Number	3900.000 0	TSL Permittivity	41.1
Group UID	CW 0--	TSL Conductivity [S/m]	3.11
Conversion Factor	6.51	Phantom Section TSL	Flat Head Simulating Liquid

Hardware Setup


Probe Calibration Date	EX3DV4 - SN3990 Sensor X Disabled 2025-02-07	Phantom	Twin-SAM V5.0 (30deg probe tilt)
DAE Calibration Date	DAE4 Sn1545 2025-02-06	TSL Type	HBBL-600-10000
Software Version	16.4.0.5005		

Scans Setup

	Area Scan	Zoom Scan
Grid Extents [mm]	40.0 x 80.0	30.0 x 30.0 x 29.1
Grid Steps [mm]	10.0 x 10.0	5.0 x 5.0 x 1.4
Sensor Surface [mm]	3.0	1.4
Graded Grid	N/A	Yes
M2/M1 [> 30%]		76.0
Dist 3dB Peak [> Grid Steps Δx, Δy mm]		8.0

Measurement Results

	Area Scan	Zoom Scan
psSAR1g [W/Kg]	3.14	3.13
psSAR10g [W/Kg]	1.09	1.12
Power Drift [±0.2 dB]	N/A	0.01



System Performance Check Report for D3700V2 - SN1039

Exposure Conditions

Frequency [MHz] Channel Number	3700.000 0	TSL Permittivity	40.4
Group UID	CW 0--	TSL Conductivity [S/m]	2.87
Conversion Factor	6.46	Phantom Section TSL	Flat Head Simulating Liquid

Hardware Setup

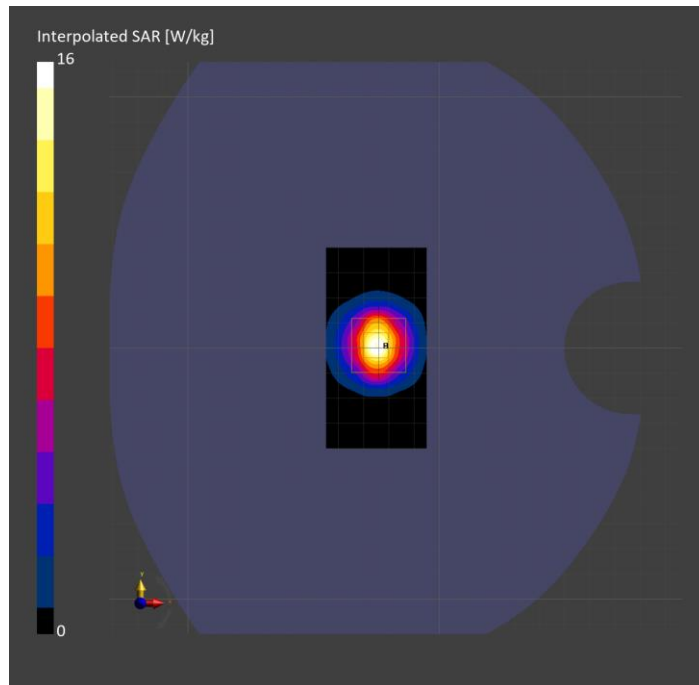
Probe Calibration Date	EX3DV4 - SN3990 Sensor X Disabled 2025-02-07	Phantom	Twin-SAM V5.0 (30deg probe tilt)
DAE Calibration Date	DAE4 Sn1545 2025-02-06	TSL Type	HBBL-600-10000
Software Version	16.4.0.5005		

Scans Setup

	Area Scan	Zoom Scan
Grid Extents [mm]	40.0 x 80.0	30.0 x 30.0 x 29.1
Grid Steps [mm]	10.0 x 10.0	5.0 x 5.0 x 1.4
Sensor Surface [mm]	3.0	1.4
Graded Grid	N/A	Yes
M2/M1 [> 30%]		76.6
Dist 3dB Peak [> Grid Steps Δx, Δy mm]		8.3

Measurement Results

	Area Scan	Zoom Scan
psSAR1g [W/Kg]	6.05	6.15
psSAR10g [W/Kg]	2.24	2.35
Power Drift [±0.2 dB]	N/A	0.03



System Performance Check Report for D2300V2 - SN1002

Exposure Conditions

Frequency [MHz] Channel Number	2300.000 0	TSL Permittivity	38.6
Group UID	CW 0--	TSL Conductivity [S/m]	1.60
Conversion Factor	6.92	Phantom Section TSL	Flat Head Simulating Liquid

Hardware Setup

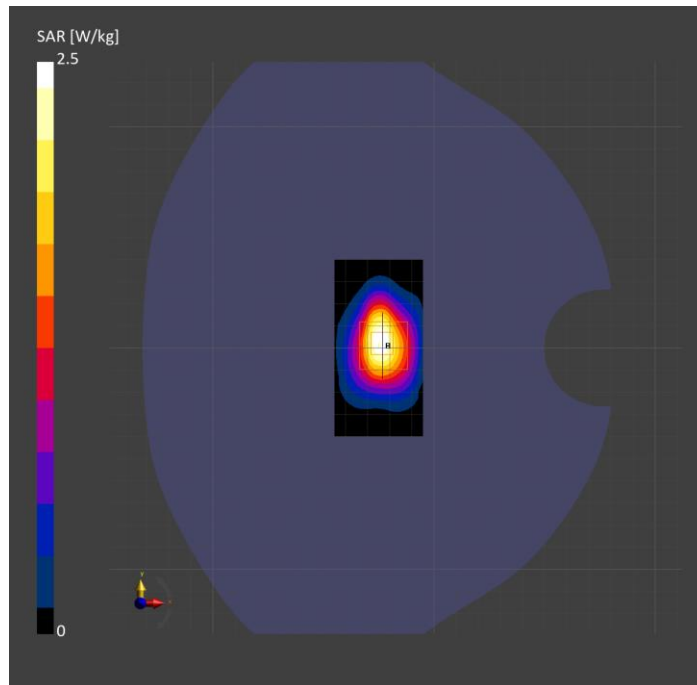
Probe Calibration Date	EX3DV4 - SN7897 2024-10-30	Phantom	Twin-SAM V8.0 (30deg probe tilt)
DAE Calibration Date	DAE4 Sn1798 2025-05-09	TSL Type	HBBL-600-10000
Software Version	16.4.0.5005		

Scans Setup

	Area Scan	Zoom Scan
Grid Extents [mm]	40.0 x 80.0	30.0 x 30.0 x 31.2
Grid Steps [mm]	10.0 x 10.0	5.0 x 5.0 x 1.5
Sensor Surface [mm]	3.0	1.4
Graded Grid	N/A	Yes
M2/M1 [%]		83.5
Dist 3dB Peak [mm]		9.0

Measurement Results

	Area Scan	Zoom Scan
psSAR1g [W/Kg]	2.15	2.21
psSAR10g [W/Kg]	1.04	1.09
Power Drift [dB]	N/A	-0.01



System Performance Check Report for D2600V2 - SN1006

Exposure Conditions

Frequency [MHz] Channel Number	2600.000 0	TSL Permittivity	39.8
Group UID	CW 0--	TSL Conductivity [S/m]	1.83
Conversion Factor	6.74	Phantom Section TSL	Flat Head Simulating Liquid

Hardware Setup

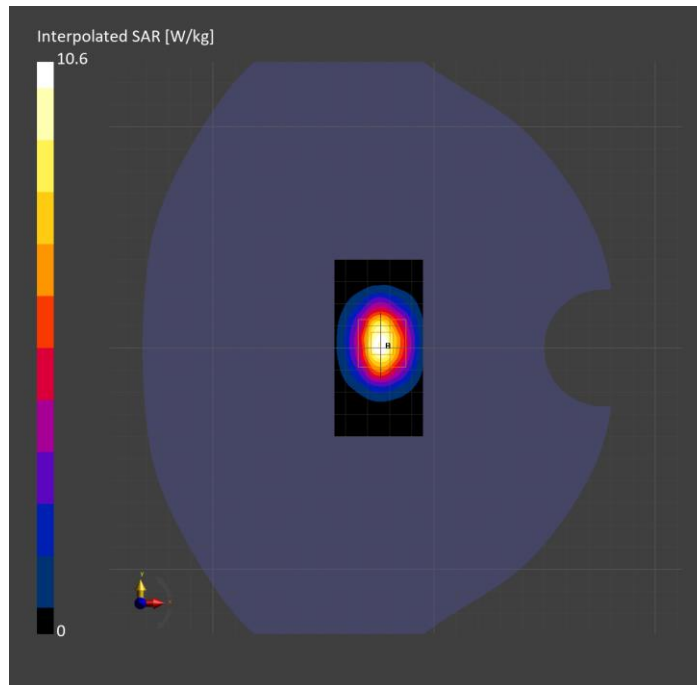
Probe Calibration Date	EX3DV4 - SN7897 2024-10-30	Phantom	Twin-SAM V8.0 (30deg probe tilt)
DAE Calibration Date	DAE4 Sn1798 2025-05-09	TSL Type	HBBL-600-10000
Software Version	16.4.0.5005		

Scans Setup

	Area Scan	Zoom Scan
Grid Extents [mm]	40.0 x 80.0	30.0 x 30.0 x 31.2
Grid Steps [mm]	10.0 x 10.0	5.0 x 5.0 x 1.5
Sensor Surface [mm]	3.0	1.4
Graded Grid	N/A	Yes
M2/M1 [%]		81.6
Dist 3dB Peak [mm]		9.0

Measurement Results

	Area Scan	Zoom Scan
psSAR1g [W/Kg]	5.22	5.23
psSAR10g [W/Kg]	2.34	2.39
Power Drift [dB]	N/A	-0.01



System Performance Check Report for D3500V2 - SN1011

Exposure Conditions

Frequency [MHz] Channel Number	3500.000 0	TSL Permittivity	41.5
Group UID	CW 0--	TSL Conductivity [S/m]	2.73
Conversion Factor	6.21	Phantom Section TSL	Flat Head Simulating Liquid

Hardware Setup

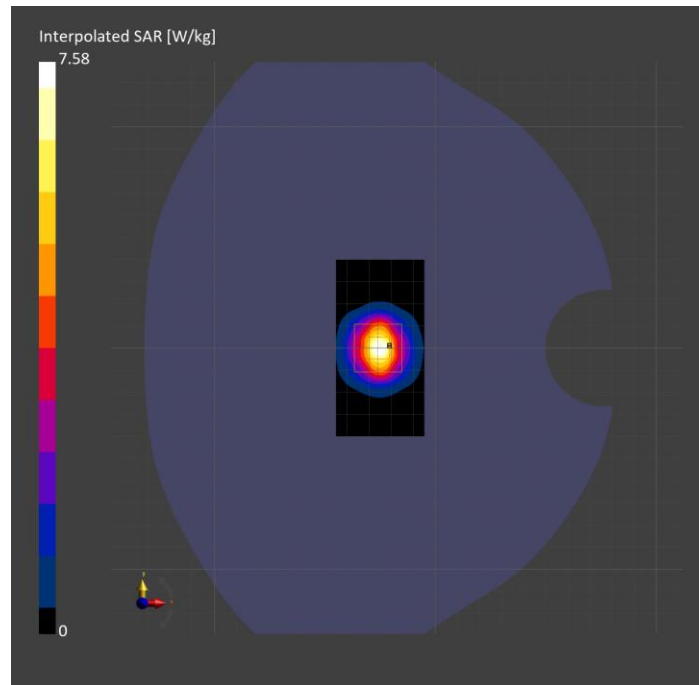
Probe Calibration Date	EX3DV4 - SN7897 2024-10-30	Phantom	Twin-SAM V8.0 (30deg probe tilt)
DAE Calibration Date	DAE4 Sn1798 2025-05-09	TSL Type	HBBL-600-10000
Software Version	16.4.0.5005		

Scans Setup

	Area Scan	Zoom Scan
Grid Extents [mm]	40.0 x 80.0	30.0 x 30.0 x 29.1
Grid Steps [mm]	10.0 x 10.0	5.0 x 5.0 x 1.4
Sensor Surface [mm]	3.0	1.4
Graded Grid	N/A	Yes
M2/M1 [%]		77.1
Dist 3dB Peak [mm]		8.0

Measurement Results

	Area Scan	Zoom Scan
psSAR1g [W/Kg]	3.04	3.04
psSAR10g [W/Kg]	1.15	1.18
Power Drift [dB]	N/A	-0.02



System Performance Check Report for D3700V2 - SN1039

Exposure Conditions

Frequency [MHz] Channel Number	3700.000 0	TSL Permittivity	40.9
Group UID	CW 0--	TSL Conductivity [S/m]	2.88
Conversion Factor	6.11	Phantom Section TSL	Flat Head Simulating Liquid

Hardware Setup


Probe Calibration Date	EX3DV4 - SN7897 2024-10-30	Phantom	Twin-SAM V8.0 (30deg probe tilt)
DAE Calibration Date	DAE4 Sn1798 2025-05-09	TSL Type	HBBL-600-10000
Software Version	16.4.0.5005		

Scans Setup

	Area Scan	Zoom Scan
Grid Extents [mm]	40.0 x 80.0	30.0 x 30.0 x 29.1
Grid Steps [mm]	10.0 x 10.0	5.0 x 5.0 x 1.4
Sensor Surface [mm]	3.0	1.4
Graded Grid	N/A	Yes
M2/M1 [> 30%]		76.2
Dist 3dB Peak [> Grid Steps Δx, Δy mm]		8.0

Measurement Results

	Area Scan	Zoom Scan
psSAR1g [W/Kg]	6.03	6.11
psSAR10g [W/Kg]	2.21	2.29
Power Drift [±0.2 dB]	N/A	0.01



System Performance Check Report for D3900V2 - SN1102

Exposure Conditions

Frequency [MHz] Channel Number	3900.000 0	TSL Permittivity	40.5
Group UID	CW 0--	TSL Conductivity [S/m]	3.08
Conversion Factor	6.2	Phantom Section TSL	Flat Head Simulating Liquid

Hardware Setup

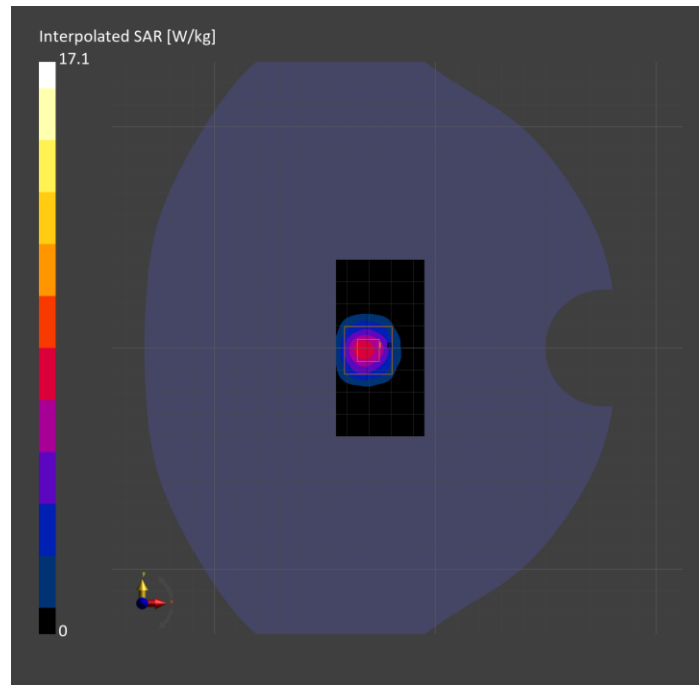
Probe Calibration Date	EX3DV4 - SN7897 2024-10-30	Phantom	Twin-SAM V8.0 (30deg probe tilt)
DAE Calibration Date	DAE4 Sn1798 2025-05-09	TSL Type	HBBL-600-10000
Software Version	16.4.0.5005		

Scans Setup

	Area Scan	Zoom Scan
Grid Extents [mm]	40.0 x 80.0	30.0 x 30.0 x 29.1
Grid Steps [mm]	10.0 x 10.0	5.0 x 5.0 x 1.4
Sensor Surface [mm]	3.0	1.4
Graded Grid	N/A	Yes
M2/M1 [%]		75.5
Dist 3dB Peak [mm]		8.1

Measurement Results

	Area Scan	Zoom Scan
psSAR1g [W/Kg]	5.81	6.28
psSAR10g [W/Kg]	2.19	2.23
Power Drift [dB]	N/A	0.02



System Performance Check Report for D3500V2 - SN1060

Exposure Conditions

Frequency [MHz] Channel Number	3500.000 0	TSL Permittivity	41.4
Group UID	CW 0--	TSL Conductivity [S/m]	2.70
Conversion Factor	6.21	Phantom Section TSL	Flat Head Simulating Liquid

Hardware Setup


Probe Calibration Date	EX3DV4 - SN7897 2024-10-30	Phantom	Twin-SAM V8.0 (30deg probe tilt)
DAE Calibration Date	DAE4 Sn1798 2025-05-09	TSL Type	HBBL-600-10000
Software Version	16.4.0.5005		

Scans Setup

	Area Scan	Zoom Scan
Grid Extents [mm]	40.0 x 80.0	30.0 x 30.0 x 29.1
Grid Steps [mm]	10.0 x 10.0	5.0 x 5.0 x 1.4
Sensor Surface [mm]	3.0	1.4
Graded Grid	N/A	Yes
M2/M1 [> 30%]		77.5
Dist 3dB Peak [> Grid Steps Δx, Δy mm]		8.0

Measurement Results

	Area Scan	Zoom Scan
psSAR1g [W/Kg]	5.90	5.96
psSAR10g [W/Kg]	2.25	2.31
Power Drift [±0.2 dB]	N/A	0.01



System Performance Check Report for D2600V2 - SN1036

Exposure Conditions

Frequency [MHz] Channel Number	2600.000 0	TSL Permittivity	38.1
Group UID	CW 0--	TSL Conductivity [S/m]	2.01
Conversion Factor	6.74	Phantom Section TSL	Flat Head Simulating Liquid

Hardware Setup

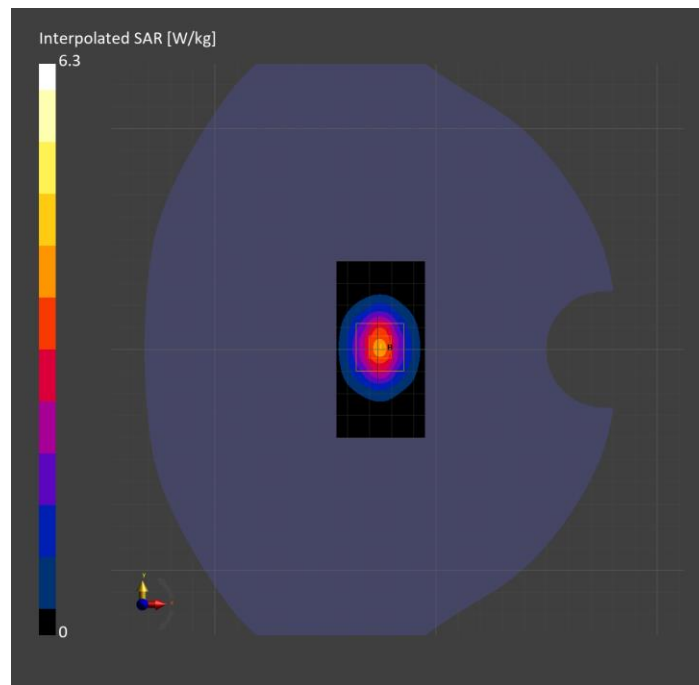
Probe Calibration Date	EX3DV4 - SN7897 2024-10-30	Phantom	Twin-SAM V8.0 (30deg probe tilt)
DAE Calibration Date	DAE4 Sn1798 2025-05-09	TSL Type	HBBL-600-10000
Software Version	16.4.0.5005		

Scans Setup

	Area Scan	Zoom Scan
Grid Extents [mm]	40.0 x 80.0	30.0 x 30.0 x 31.2
Grid Steps [mm]	10.0 x 10.0	5.0 x 5.0 x 1.5
Sensor Surface [mm]	3.0	1.4
Graded Grid	N/A	Yes
M2/M1 [> 30%]		79.5
Dist 3dB Peak [> Grid Steps Δx, Δy mm]		9.0

Measurement Results

	Area Scan	Zoom Scan
psSAR1g [W/Kg]	2.98	2.92
psSAR10g [W/Kg]	1.33	1.31
Power Drift [±0.2 dB]	N/A	0.01



System Performance Check Report for D2300V2 - SN1058

Exposure Conditions

Frequency [MHz] Channel Number	2300.000 0	TSL Permittivity	36.7
Group UID	CW 0--	TSL Conductivity [S/m]	1.79
Conversion Factor	6.92	Phantom Section TSL	Flat Head Simulating Liquid

Hardware Setup

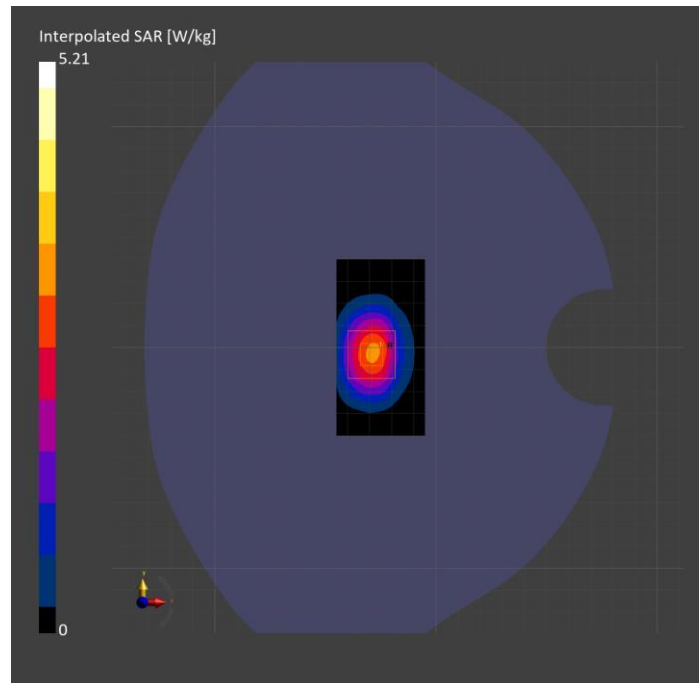
Probe Calibration Date	EX3DV4 - SN7897 2024-10-30	Phantom	Twin-SAM V8.0 (30deg probe tilt)
DAE Calibration Date	DAE4 Sn1798 2025-05-09	TSL Type	HBBL-600-10000
Software Version	16.4.0.5005		

Scans Setup

	Area Scan	Zoom Scan
Grid Extents [mm]	40.0 x 80.0	30.0 x 30.0 x 31.2
Grid Steps [mm]	10.0 x 10.0	5.0 x 5.0 x 1.5
Sensor Surface [mm]	3.0	1.4
Graded Grid	N/A	Yes
M2/M1 [> 30%]		81.2
Dist 3dB Peak [> Grid Steps Δx, Δy mm]		9.5

Measurement Results

	Area Scan	Zoom Scan
psSAR1g [W/Kg]	2.54	2.57
psSAR10g [W/Kg]	1.27	1.22
Power Drift [±0.2 dB]	N/A	0.01



System Performance Check Report for D2450V2 - SN706

Exposure Conditions

Frequency [MHz] Channel Number	2450.000 0	TSL Permittivity	40.5
Group UID	CW 0--	TSL Conductivity [S/m]	1.84
Conversion Factor	7.2	Phantom Section TSL	Flat Head Simulating Liquid

Hardware Setup

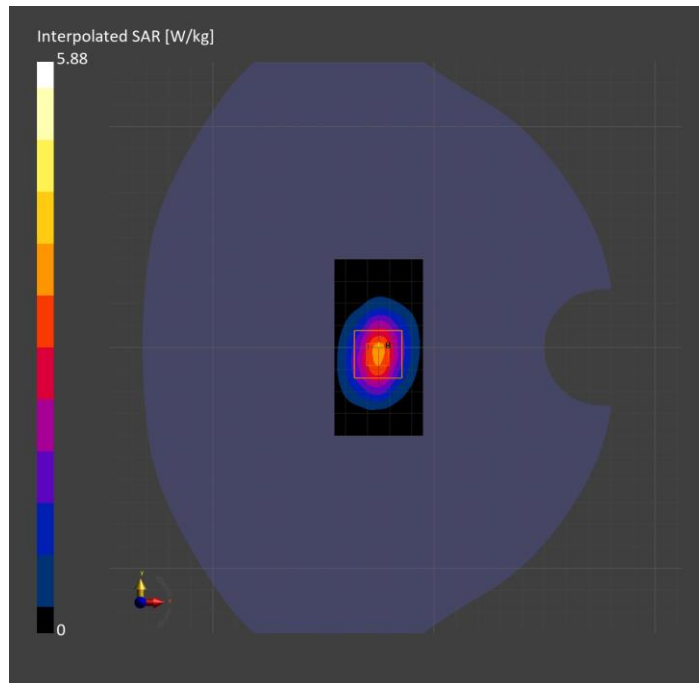
Probe Calibration Date	EX3DV4 - SN7915 2025-03-21	Phantom	Twin-SAM V8.0 (30deg probe tilt)
DAE Calibration Date	DAE4ip Sn1894 2025-03-18	TSL Type	HBBL-600-10000
Software Version	16.4.0.5005		

Scans Setup

	Area Scan	Zoom Scan
Grid Extents [mm]	40.0 x 80.0	30.0 x 30.0 x 31.2
Grid Steps [mm]	10.0 x 10.0	5.0 x 5.0 x 1.5
Sensor Surface [mm]	3.0	1.4
Graded Grid	N/A	Yes
M2/M1 [%]		79.6
Dist 3dB Peak [mm]		9.0

Measurement Results

	Area Scan	Zoom Scan
psSAR1g [W/Kg]	2.81	2.86
psSAR10g [W/Kg]	1.30	1.34
Power Drift [dB]	N/A	-0.06



System Performance Check Report for D5GHzV2 - SN1003

Exposure Conditions

Frequency [MHz] Channel Number	5750.000 0	TSL Permittivity	33.6
Group UID	CW 0--	TSL Conductivity [S/m]	5.21
Conversion Factor	5.52	Phantom Section TSL	Flat Head Simulating Liquid

Hardware Setup


Probe Calibration Date	EX3DV4 - SN7915 2025-03-21	Phantom	Twin-SAM V8.0 (30deg probe tilt)
DAE Calibration Date	DAE4ip Sn1894 2025-03-18	TSL Type	HBBL-600-10000
Software Version	16.4.0.5005		

Scans Setup

	Area Scan	Zoom Scan
Grid Extents [mm]	40.0 x 80.0	32.0 x 32.0 x 22.9
Grid Steps [mm]	10.0 x 10.0	4.0 x 4.0 x 1.4
Sensor Surface [mm]	3.0	1.4
Graded Grid	N/A	Yes
M2/M1 [%]		57.5
Dist 3dB Peak [mm]		7.4

Measurement Results

	Area Scan	Zoom Scan
psSAR1g [W/Kg]	3.22	3.59
psSAR10g [W/Kg]	0.935	1.04
Power Drift [dB]	N/A	0.01



System Performance Check Report for D2300V2 - SN1002

Exposure Conditions

Frequency [MHz] Channel Number	2300.000 0	TSL Permittivity	38.6
Group UID	CW 0--	TSL Conductivity [S/m]	1.62
Conversion Factor	7.35	Phantom Section TSL	Flat Head Simulating Liquid

Hardware Setup

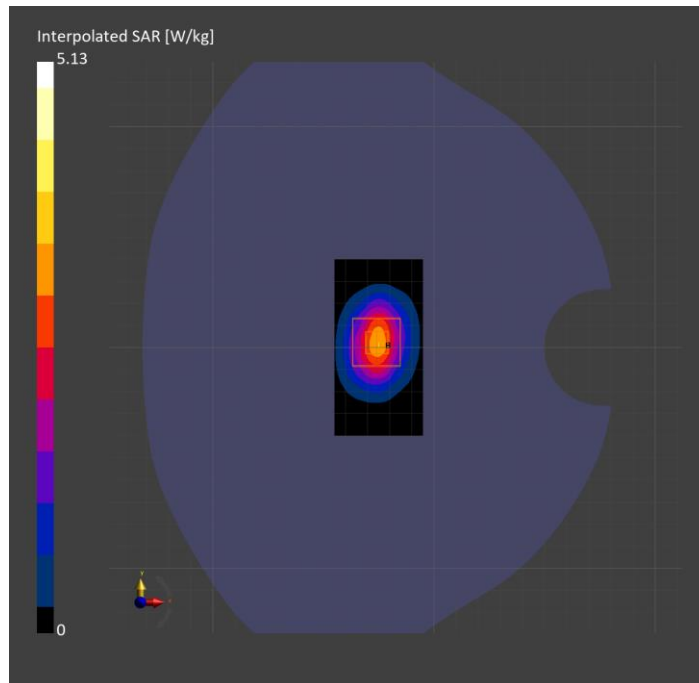
Probe Calibration Date	EX3DV4 - SN7915 2025-03-21	Phantom	Twin-SAM V8.0 (30deg probe tilt)
DAE Calibration Date	DAE4ip Sn1894 2025-03-18	TSL Type	HBBL-600-10000
Software Version	16.4.0.5005		

Scans Setup

	Area Scan	Zoom Scan
Grid Extents [mm]	40.0 x 80.0	30.0 x 30.0 x 31.2
Grid Steps [mm]	10.0 x 10.0	5.0 x 5.0 x 1.5
Sensor Surface [mm]	3.0	1.4
Graded Grid	N/A	Yes
M2/M1 [> 30%]		81.3
Dist 3dB Peak [> Grid Steps Δx, Δy mm]		9.0

Measurement Results

	Area Scan	Zoom Scan
psSAR1g [W/Kg]	2.61	2.60
psSAR10g [W/Kg]	1.24	1.26
Power Drift [±0.2 dB]	N/A	0.00



System Performance Check Report for D2600V2 - SN1036

Exposure Conditions

Frequency [MHz] Channel Number	2600.000 0	TSL Permittivity	38.1
Group UID	CW 0--	TSL Conductivity [S/m]	1.85
Conversion Factor	7.06	Phantom Section TSL	Flat Head Simulating Liquid

Hardware Setup

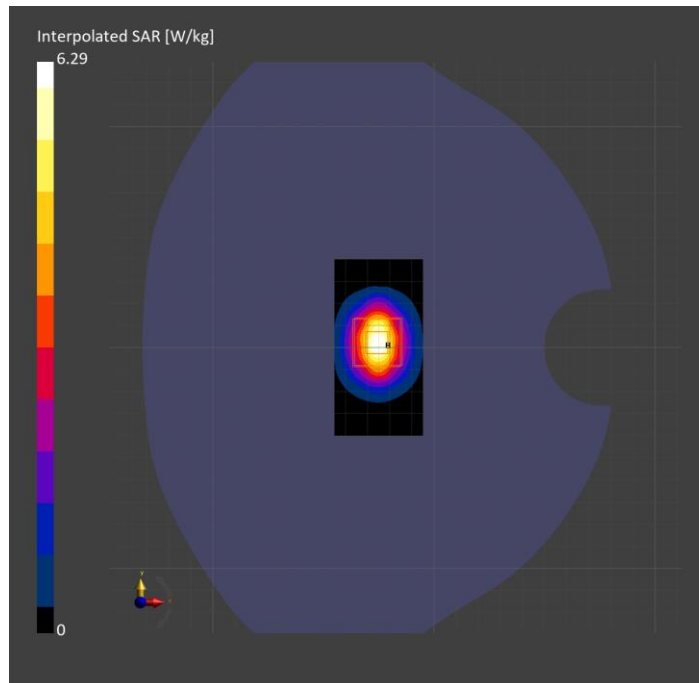
Probe Calibration Date	EX3DV4 - SN7915 2025-03-21	Phantom	Twin-SAM V8.0 (30deg probe tilt)
DAE Calibration Date	DAE4ip Sn1894 2025-03-18	TSL Type	HBBL-600-10000
Software Version	16.4.0.5005		

Scans Setup

	Area Scan	Zoom Scan
Grid Extents [mm]	40.0 x 80.0	30.0 x 30.0 x 31.2
Grid Steps [mm]	10.0 x 10.0	5.0 x 5.0 x 1.5
Sensor Surface [mm]	3.0	1.4
Graded Grid	N/A	Yes
M2/M1 [> 30%]		80.2
Dist 3dB Peak [> Grid Steps Δx, Δy mm]		9.0

Measurement Results

	Area Scan	Zoom Scan
psSAR1g [W/Kg]	3.04	3.01
psSAR10g [W/Kg]	1.36	1.37
Power Drift [±0.2 dB]	N/A	0.01



System Performance Check Report for D5GHzV2 - SN1168

Exposure Conditions

Frequency [MHz] Channel Number	5750.000 0	TSL Permittivity	35.6
Group UID	CW 0--	TSL Conductivity [S/m]	5.09
Conversion Factor	5.52	Phantom Section TSL	Flat Head Simulating Liquid

Hardware Setup


Probe Calibration Date	EX3DV4 - SN7915 2025-03-21	Phantom	Twin-SAM V8.0 (30deg probe tilt)
DAE Calibration Date	DAE4ip Sn1894 2025-03-18	TSL Type	HBBL-600-10000
Software Version	16.4.0.5005		

Scans Setup

	Area Scan	Zoom Scan
Grid Extents [mm]	40.0 x 80.0	24.0 x 24.0 x 22.9
Grid Steps [mm]	10.0 x 10.0	4.0 x 4.0 x 1.4
Sensor Surface [mm]	3.0	1.4
Graded Grid	N/A	Yes
M2/M1 [> 30%]		59.0
Dist 3dB Peak [> Grid Steps Δx, Δy mm]		7.4

Measurement Results

	Area Scan	Zoom Scan
psSAR1g [W/Kg]	3.94	4.28
psSAR10g [W/Kg]	1.12	1.21
Power Drift [±0.2 dB]	N/A	0.02



System Performance Check Report for D3900V2 - SN1102

Exposure Conditions

Frequency [MHz] Channel Number	3900.000 0	TSL Permittivity	40.4
Group UID	CW 0--	TSL Conductivity [S/m]	3.05
Conversion Factor	6.32	Phantom Section TSL	Flat Head Simulating Liquid

Hardware Setup

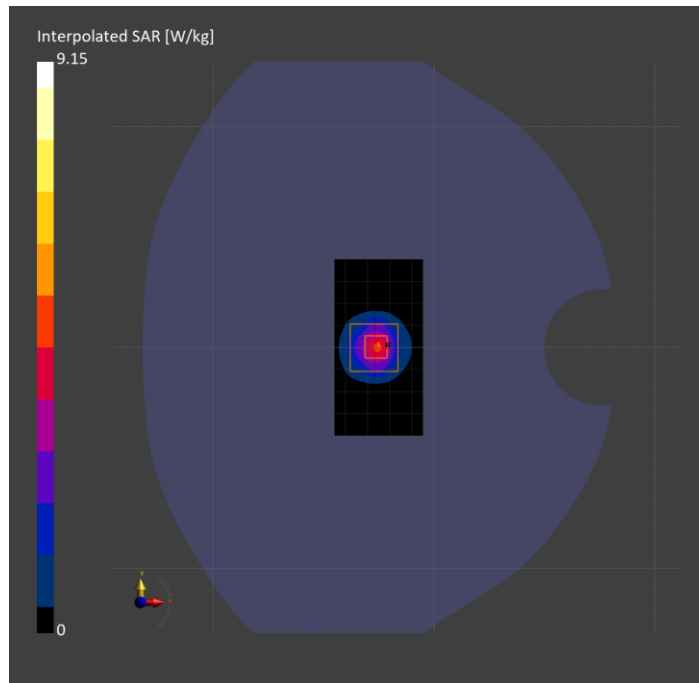
Probe Calibration Date	EX3DV4 - SN7448 2025-02-10	Phantom	Twin-SAM V8.0 (30deg probe tilt)
DAE Calibration Date	DAE4 Sn1377 2024-09-04	TSL Type	HBBL-600-10000
Software Version	16.4.0.5005		

Scans Setup

	Area Scan	Zoom Scan
Grid Extents [mm]	40.0 x 80.0	30.0 x 30.0 x 29.1
Grid Steps [mm]	10.0 x 10.0	5.0 x 5.0 x 1.4
Sensor Surface [mm]	3.0	1.4
Graded Grid	N/A	Yes
M2/M1 [> 30%]		74.2
Dist 3dB Peak [> Grid Steps Δx, Δy mm]		8.0

Measurement Results

	Area Scan	Zoom Scan
psSAR1g [W/Kg]	3.21	3.29
psSAR10g [W/Kg]	1.14	1.17
Power Drift [±0.2 dB]	N/A	-0.00



System Performance Check Report for D3500V2 - SN1060

Exposure Conditions

Frequency [MHz] Channel Number	3500.000 0	TSL Permittivity	39.5
Group UID	CW 0--	TSL Conductivity [S/m]	2.73
Conversion Factor	6.69	Phantom Section TSL	Flat Head Simulating Liquid

Hardware Setup

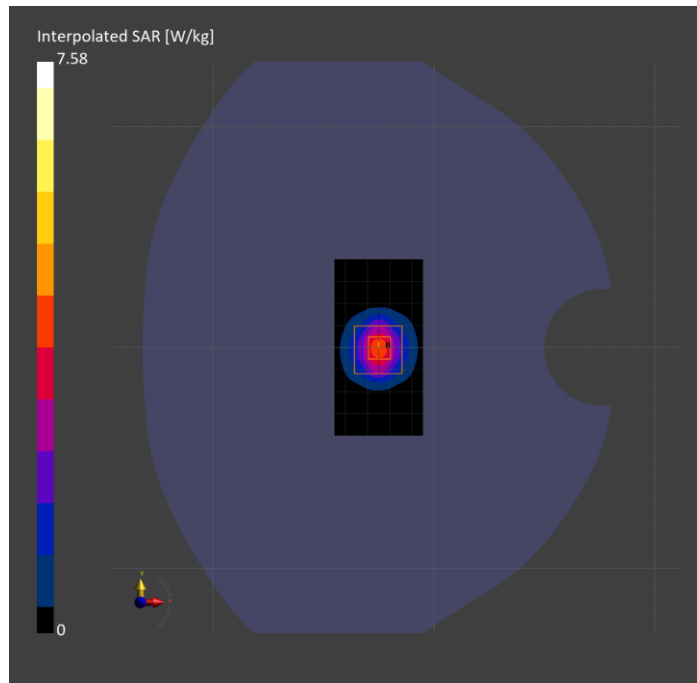
Probe Calibration Date	EX3DV4 - SN7448 2025-02-10	Phantom	Twin-SAM V8.0 (30deg probe tilt)
DAE Calibration Date	DAE4 Sn1377 2024-09-04	TSL Type	HBBL-600-10000
Software Version	16.4.0.5005		

Scans Setup

	Area Scan	Zoom Scan
Grid Extents [mm]	40.0 x 80.0	30.0 x 30.0 x 29.1
Grid Steps [mm]	10.0 x 10.0	5.0 x 5.0 x 1.4
Sensor Surface [mm]	3.0	1.4
Graded Grid	N/A	Yes
M2/M1 [> 30%]		77.3
Dist 3dB Peak [> Grid Steps Δx, Δy mm]		9.0

Measurement Results

	Area Scan	Zoom Scan
psSAR1g [W/Kg]	3.07	3.05
psSAR10g [W/Kg]	1.17	1.19
Power Drift [±0.2 dB]	N/A	0.01



System Performance Check Report for D3700V2 - SN1039

Exposure Conditions

Frequency [MHz] Channel Number	3700.000 0	TSL Permittivity	39.2
Group UID	CW 0--	TSL Conductivity [S/m]	2.92
Conversion Factor	6.42	Phantom Section TSL	Flat Head Simulating Liquid

Hardware Setup

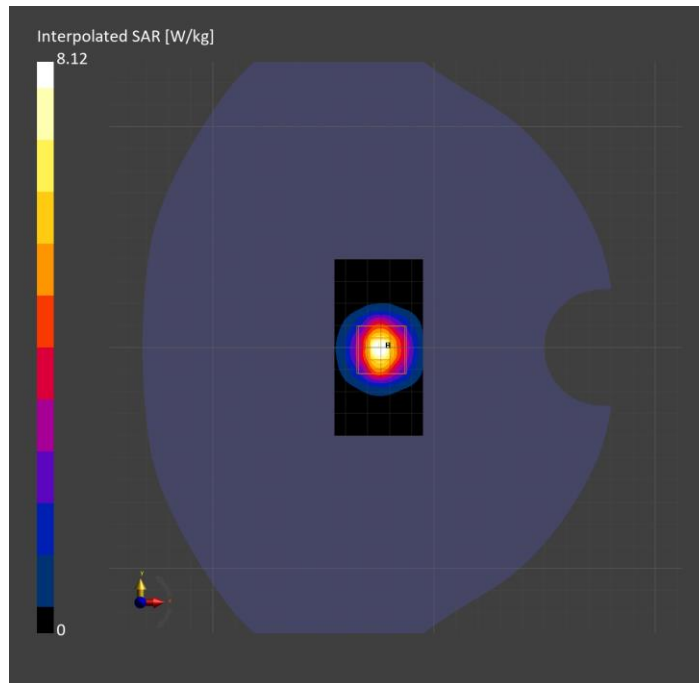
Probe Calibration Date	EX3DV4 - SN7448 2025-02-10	Phantom	Twin-SAM V8.0 (30deg probe tilt)
DAE Calibration Date	DAE4 Sn1377 2024-09-04	TSL Type	HBBL-600-10000
Software Version	16.4.0.5005		

Scans Setup

	Area Scan	Zoom Scan
Grid Extents [mm]	40.0 x 80.0	30.0 x 30.0 x 29.1
Grid Steps [mm]	10.0 x 10.0	5.0 x 5.0 x 1.4
Sensor Surface [mm]	3.0	1.4
Graded Grid	N/A	Yes
M2/M1 [> 30%]		75.7
Dist 3dB Peak [> Grid Steps Δx, Δy mm]		9.0

Measurement Results

	Area Scan	Zoom Scan
psSAR1g [W/Kg]	3.16	3.13
psSAR10g [W/Kg]	1.17	1.17
Power Drift [±0.2 dB]	N/A	0.11



System Performance Check Report for D3500V2 - SN1011

Exposure Conditions

Frequency [MHz] Channel Number	3500.000 0	TSL Permittivity	38.7
Group UID	CW 0--	TSL Conductivity [S/m]	2.69
Conversion Factor	6.69	Phantom Section TSL	Flat Head Simulating Liquid

Hardware Setup

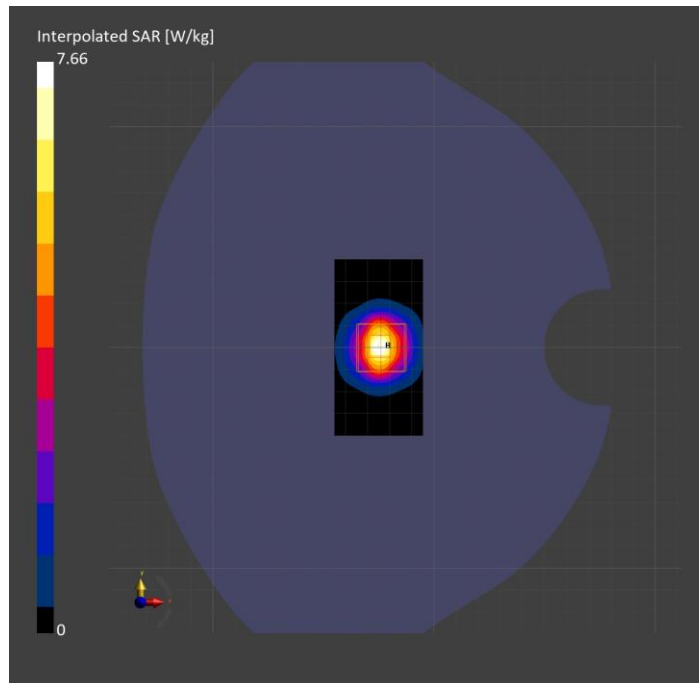
Probe Calibration Date	EX3DV4 - SN7448 2025-02-10	Phantom	Twin-SAM V8.0 (30deg probe tilt)
DAE Calibration Date	DAE4 Sn1377 2024-09-04	TSL Type	HBBL-600-10000
Software Version	16.4.0.5005		

Scans Setup

	Area Scan	Zoom Scan
Grid Extents [mm]	40.0 x 80.0	30.0 x 30.0 x 29.1
Grid Steps [mm]	10.0 x 10.0	5.0 x 5.0 x 1.4
Sensor Surface [mm]	3.0	1.4
Graded Grid	N/A	Yes
M2/M1 [> 30%]		76.9
Dist 3dB Peak [> Grid Steps Δx, Δy mm]		9.0

Measurement Results

	Area Scan	Zoom Scan
psSAR1g [W/Kg]	3.02	3.06
psSAR10g [W/Kg]	1.15	1.19
Power Drift [±0.2 dB]	N/A	0.01



System Performance Check Report for D2450V2 - SN706

Exposure Conditions

Frequency [MHz] Channel Number	2450.000 0	TSL Permittivity	39.9
Group UID	CW 0--	TSL Conductivity [S/m]	1.82
Conversion Factor	7.05	Phantom Section TSL	Flat Head Simulating Liquid

Hardware Setup

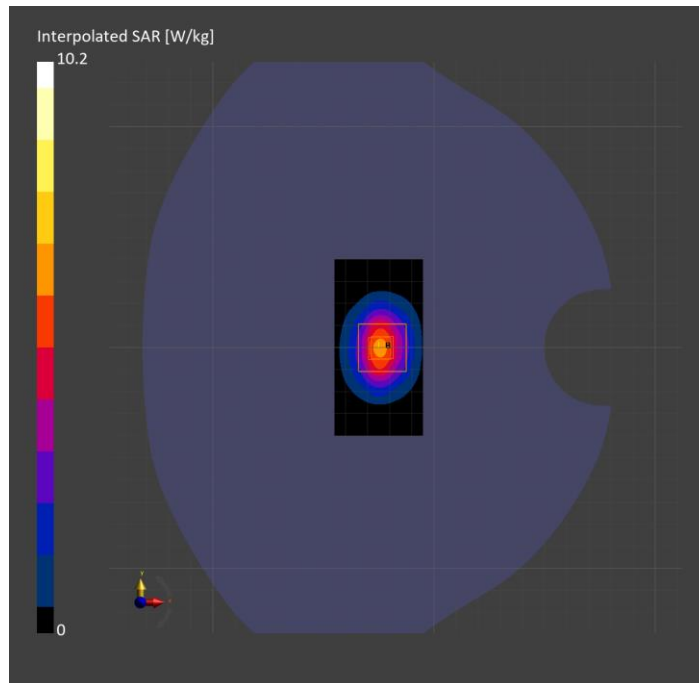
Probe Calibration Date	EX3DV4 - SN7914 2025-03-17	Phantom	Twin-SAM V8.0 (30deg probe tilt)
DAE Calibration Date	DAE4ip Sn1893 2025-03-18	TSL Type	HBBL-600-10000
Software Version	16.4.0.5005		

Scans Setup

	Area Scan	Zoom Scan
Grid Extents [mm]	40.0 x 80.0	30.0 x 30.0 x 31.2
Grid Steps [mm]	10.0 x 10.0	5.0 x 5.0 x 1.5
Sensor Surface [mm]	3.0	1.4
Graded Grid	N/A	Yes
M2/M1 [%]		80.1
Dist 3dB Peak [mm]		9.0

Measurement Results

	Area Scan	Zoom Scan
psSAR1g [W/Kg]	4.88	5.04
psSAR10g [W/Kg]	2.28	2.39
Power Drift [dB]	N/A	0.00



System Performance Check Report for D5GHzV2 - SN1003

Exposure Conditions

Frequency [MHz] Channel Number	5750.000 0	TSL Permittivity	36.5
Group UID	CW 0--	TSL Conductivity [S/m]	4.97
Conversion Factor	5.54	Phantom Section TSL	Flat Head Simulating Liquid

Hardware Setup

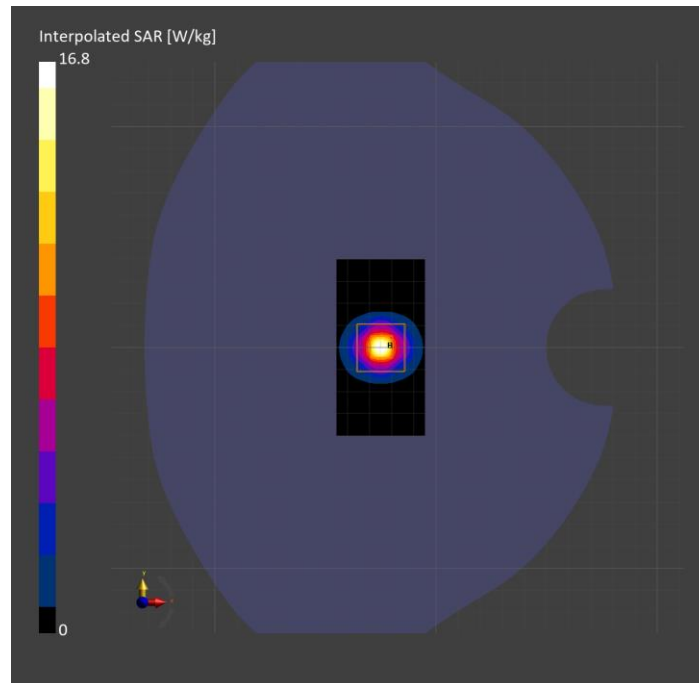
Probe Calibration Date	EX3DV4 - SN7914 2025-03-17	Phantom	Twin-SAM V8.0 (30deg probe tilt)
DAE Calibration Date	DAE4ip Sn1893 2025-03-18	TSL Type	HBBL-600-10000
Software Version	16.4.0.5005		

Scans Setup

	Area Scan	Zoom Scan
Grid Extents [mm]	40.0 x 80.0	32.0 x 32.0 x 22.9
Grid Steps [mm]	10.0 x 10.0	4.0 x 4.0 x 1.4
Sensor Surface [mm]	3.0	1.4
Graded Grid	N/A	Yes
M2/M1 [> 30%]		57.7
Dist 3dB Peak [> Grid Steps Δx, Δy mm]		7.2

Measurement Results

	Area Scan	Zoom Scan
psSAR1g [W/Kg]	3.31	3.64
psSAR10g [W/Kg]	0.933	1.04
Power Drift [±0.2 dB]	N/A	-0.08



System Performance Check Report for D2300V2 - SN1002

Exposure Conditions

Frequency [MHz] Channel Number	2300.000 0	TSL Permittivity	37.7
Group UID	CW 0--	TSL Conductivity [S/m]	1.58
Conversion Factor	7.27	Phantom Section TSL	Flat Head Simulating Liquid

Hardware Setup

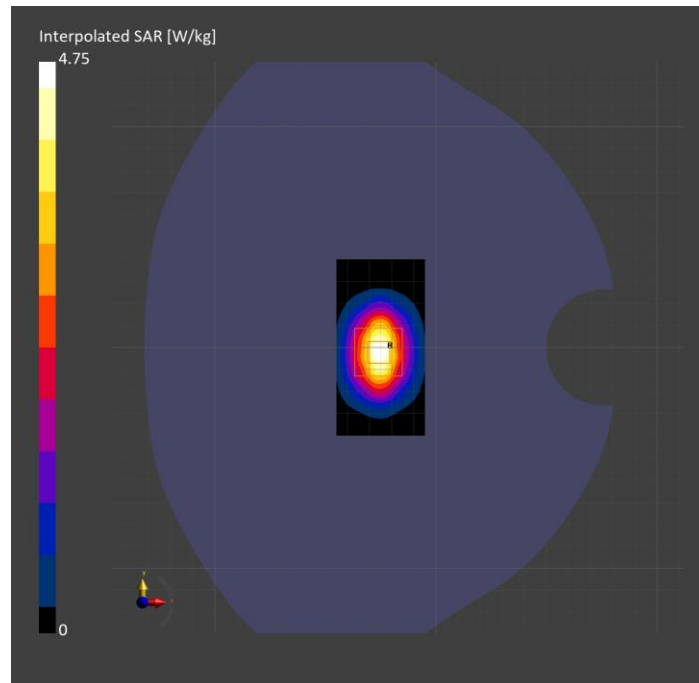
Probe Calibration Date	EX3DV4 - SN7914 2025-03-17	Phantom	Twin-SAM V8.0 (30deg probe tilt)
DAE Calibration Date	DAE4ip Sn1893 2025-03-18	TSL Type	HBBL-600-10000
Software Version	16.4.0.5005		

Scans Setup

	Area Scan	Zoom Scan
Grid Extents [mm]	40.0 x 80.0	30.0 x 30.0 x 31.2
Grid Steps [mm]	10.0 x 10.0	5.0 x 5.0 x 1.5
Sensor Surface [mm]	3.0	1.4
Graded Grid	N/A	Yes
M2/M1 [> 30%]		81.7
Dist 3dB Peak [> Grid Steps Δx, Δy mm]		9.0

Measurement Results

	Area Scan	Zoom Scan
psSAR1g [W/Kg]	2.43	2.43
psSAR10g [W/Kg]	1.16	1.18
Power Drift [±0.2 dB]	N/A	-0.04



System Performance Check Report for D2600V2 - SN1036

Exposure Conditions

Frequency [MHz] Channel Number	2600.000 0	TSL Permittivity	40.4
Group UID	CW 0--	TSL Conductivity [S/m]	1.86
Conversion Factor	6.9	Phantom Section TSL	Flat Head Simulating Liquid

Hardware Setup

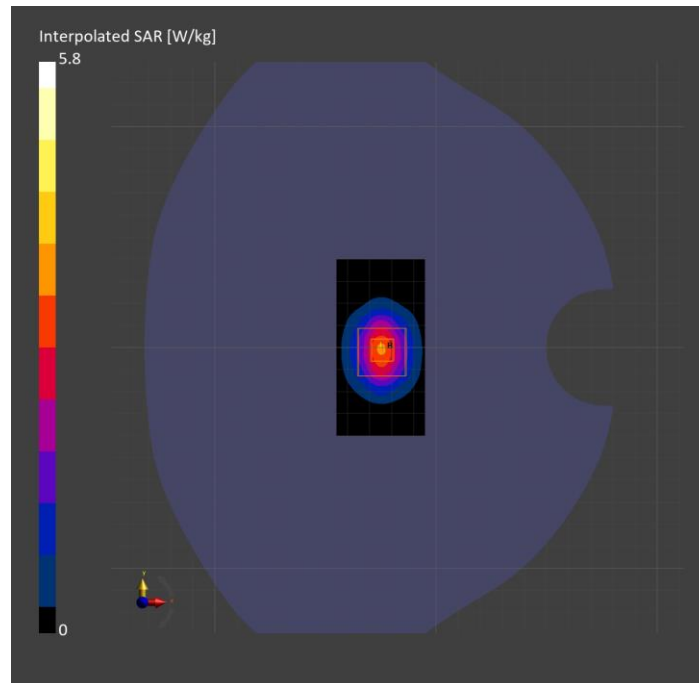
Probe Calibration Date	EX3DV4 - SN7914 2025-03-17	Phantom	Twin-SAM V8.0 (30deg probe tilt)
DAE Calibration Date	DAE4ip Sn1893 2025-03-18	TSL Type	HBBL-600-10000
Software Version	16.4.0.5005		

Scans Setup

	Area Scan	Zoom Scan
Grid Extents [mm]	40.0 x 80.0	30.0 x 30.0 x 31.2
Grid Steps [mm]	10.0 x 10.0	5.0 x 5.0 x 1.5
Sensor Surface [mm]	3.0	1.4
Graded Grid	N/A	Yes
M2/M1 [> 30%]		78.6
Dist 3dB Peak [> Grid Steps Δx, Δy mm]		9.0

Measurement Results

	Area Scan	Zoom Scan
psSAR1g [W/Kg]	2.62	2.70
psSAR10g [W/Kg]	1.18	1.23
Power Drift [±0.2 dB]	N/A	0.04



System Performance Check Report for D2300V2 - SN1058

Exposure Conditions

Frequency [MHz] Channel Number	2300.000 0	TSL Permittivity	39.6
Group UID	CW 0--	TSL Conductivity [S/m]	1.64
Conversion Factor	7.27	Phantom Section TSL	Flat Head Simulating Liquid

Hardware Setup

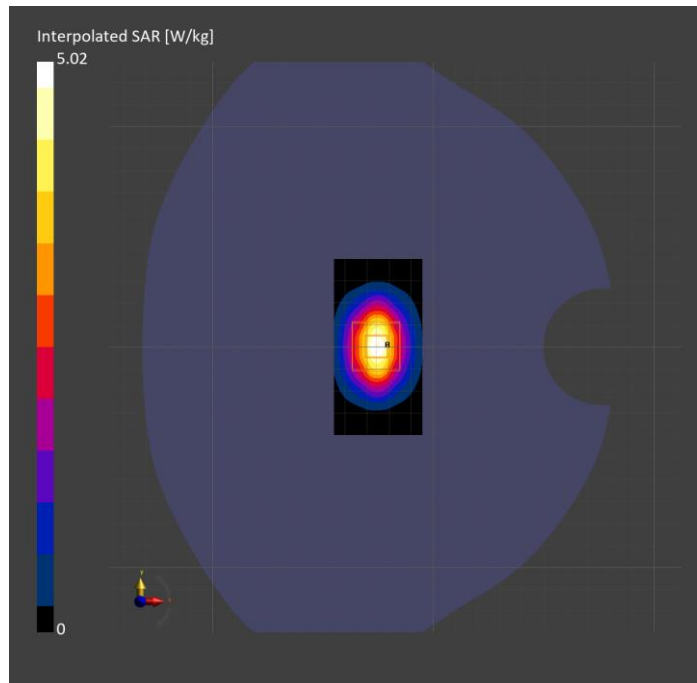
Probe Calibration Date	EX3DV4 - SN7914 2025-03-17	Phantom	Twin-SAM V8.0 (30deg probe tilt)
DAE Calibration Date	DAE4ip Sn1893 2025-03-18	TSL Type	HBBL-600-10000
Software Version	16.4.0.5005		

Scans Setup

	Area Scan	Zoom Scan
Grid Extents [mm]	40.0 x 80.0	30.0 x 30.0 x 31.2
Grid Steps [mm]	10.0 x 10.0	5.0 x 5.0 x 1.5
Sensor Surface [mm]	3.0	1.4
Graded Grid	N/A	Yes
M2/M1 [> 30%]		81.5
Dist 3dB Peak [> Grid Steps Δx, Δy mm]		9.0

Measurement Results

	Area Scan	Zoom Scan
psSAR1g [W/Kg]	2.53	2.55
psSAR10g [W/Kg]	1.20	1.24
Power Drift [±0.2 dB]	N/A	-0.01



System Performance Check Report for D5GHzV2 - SN1168

Exposure Conditions

Frequency [MHz] Channel Number	5750.000 0	TSL Permittivity	34.0
Group UID	CW 0--	TSL Conductivity [S/m]	4.90
Conversion Factor	5.54	Phantom Section TSL	Flat Head Simulating Liquid

Hardware Setup


Probe Calibration Date	EX3DV4 - SN7914 2025-03-17	Phantom	Twin-SAM V8.0 (30deg probe tilt)
DAE Calibration Date	DAE4ip Sn1893 2025-03-18	TSL Type	HBBL-600-10000
Software Version	16.4.0.5005		

Scans Setup

	Area Scan	Zoom Scan
Grid Extents [mm]	40.0 x 80.0	24.0 x 24.0 x 22.9
Grid Steps [mm]	10.0 x 10.0	4.0 x 4.0 x 1.4
Sensor Surface [mm]	3.0	1.4
Graded Grid	N/A	Yes
M2/M1 [> 30%]		58.3
Dist 3dB Peak [> Grid Steps Δx, Δy mm]		7.6

Measurement Results

	Area Scan	Zoom Scan
psSAR1g [W/Kg]	3.02	3.61
psSAR10g [W/Kg]	0.859	1.04
Power Drift [±0.2 dB]	N/A	0.02



System Performance Check Report for D5GHzV2 - SN1168

Exposure Conditions

Frequency [MHz] Channel Number	5750.000 0	TSL Permittivity	36.1
Group UID	CW 0--	TSL Conductivity [S/m]	5.22
Conversion Factor	5.34	Phantom Section TSL	Flat Head Simulating Liquid

Hardware Setup


Probe Calibration Date	EX3DV4 - SN7501 2025-03-12	Phantom	Twin-SAM V8.0 (30deg probe tilt)
DAE Calibration Date	DAE4 Sn1352 2025-04-14	TSL Type	HBBL-600-10000
Software Version	16.4.0.5005		

Scans Setup

	Area Scan	Zoom Scan
Grid Extents [mm]	40.0 x 80.0	24.0 x 24.0 x 22.9
Grid Steps [mm]	10.0 x 10.0	4.0 x 4.0 x 1.4
Sensor Surface [mm]	3.0	1.4
Graded Grid	N/A	Yes
M2/M1 [%]		58.3
Dist 3dB Peak [mm]		7.2

Measurement Results

	Area Scan	Zoom Scan
psSAR1g [W/Kg]	3.22	3.64
psSAR10g [W/Kg]	0.912	1.02
Power Drift [dB]	-0.01	0.00



System Performance Check Report for D5GHzV2 - SN1138

Exposure Conditions

Frequency [MHz] Channel Number	5600.000 0	TSL Permittivity	35.5
Group UID	CW 0--	TSL Conductivity [S/m]	4.91
Conversion Factor	5.27	Phantom Section TSL	Flat Head Simulating Liquid

Hardware Setup


Probe Calibration Date	EX3DV4 - SN7501 2025-03-12	Phantom	Twin-SAM V8.0 (30deg probe tilt)
DAE Calibration Date	DAE4 Sn1352 2025-04-14	TSL Type	HBBL-600-10000
Software Version	16.4.0.5005		

Scans Setup

	Area Scan	Zoom Scan
Grid Extents [mm]	40.0 x 80.0	24.0 x 24.0 x 22.9
Grid Steps [mm]	10.0 x 10.0	4.0 x 4.0 x 1.4
Sensor Surface [mm]	3.0	1.4
Graded Grid	N/A	Yes
M2/M1 [> 30%]		60.1
Dist 3dB Peak [> Grid Steps Δx, Δy mm]		6.9

Measurement Results

	Area Scan	Zoom Scan
psSAR1g [W/Kg]	4.12	4.52
psSAR10g [W/Kg]	1.16	1.28
Power Drift [±0.2 dB]	N/A	0.01



System Performance Check Report for D5GHzV2 - SN1168

Exposure Conditions

Frequency [MHz] Channel Number	5250.000 0	TSL Permittivity	35.0
Group UID	CW 0--	TSL Conductivity [S/m]	4.54
Conversion Factor	5.47	Phantom Section TSL	Flat Head Simulating Liquid

Hardware Setup

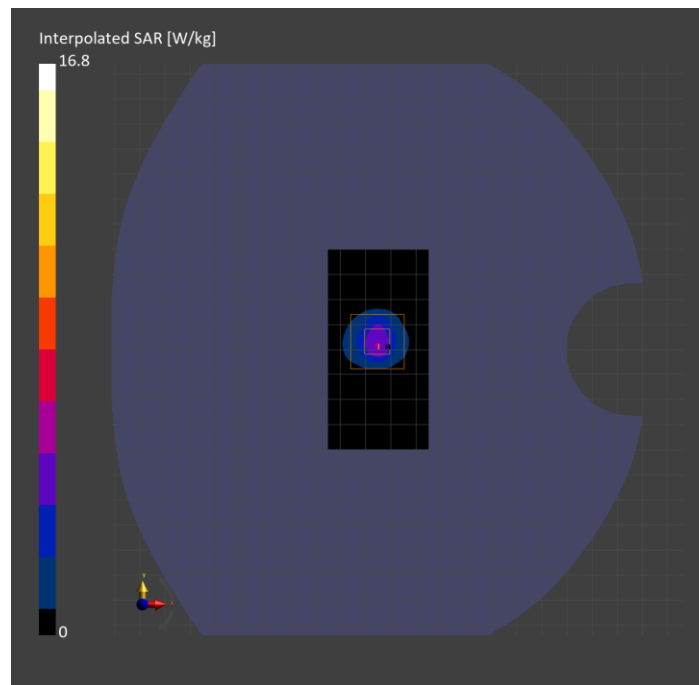
Probe Calibration Date	EX3DV4 - SN7501 2025-03-12	Phantom	Twin-SAM V8.0 (30deg probe tilt)
DAE Calibration Date	DAE4 Sn1352 2025-04-14	TSL Type	HBBL-600-10000
Software Version	16.4.0.5005		

Scans Setup

	Area Scan	Zoom Scan
Grid Extents [mm]	40.0 x 80.0	32.0 x 32.0 x 22.9
Grid Steps [mm]	10.0 x 10.0	4.0 x 4.0 x 1.4
Sensor Surface [mm]	3.0	1.4
Graded Grid	N/A	Yes
M2/M1 [> 30%]		65.7
Dist 3dB Peak [> Grid Steps Δx, Δy mm]		7.2

Measurement Results

	Area Scan	Zoom Scan
psSAR1g [W/Kg]	3.81	4.33
psSAR10g [W/Kg]	1.14	1.27
Power Drift [±0.2 dB]	N/A	0.01



System Performance Check Report for D5GHzV2 - SN1138

Exposure Conditions

Frequency [MHz] Channel Number	5250.000 0	TSL Permittivity	36.6
Group UID	CW 0--	TSL Conductivity [S/m]	4.46
Conversion Factor	5.47	Phantom Section TSL	Flat Head Simulating Liquid

Hardware Setup


Probe Calibration Date	EX3DV4 - SN7501 2025-03-12	Phantom	Twin-SAM V8.0 (30deg probe tilt)
DAE Calibration Date	DAE4 Sn1352 2025-04-14	TSL Type	HBBL-600-10000
Software Version	16.4.0.5005		

Scans Setup

	Area Scan	Zoom Scan
Grid Extents [mm]	40.0 x 80.0	24.0 x 24.0 x 22.9
Grid Steps [mm]	10.0 x 10.0	4.0 x 4.0 x 1.4
Sensor Surface [mm]	3.0	1.4
Graded Grid	N/A	Yes
M2/M1 [> 30%]		65.8
Dist 3dB Peak [> Grid Steps Δx, Δy mm]		7.2

Measurement Results

	Area Scan	Zoom Scan
psSAR1g [W/Kg]	3.20	3.63
psSAR10g [W/Kg]	0.920	1.06
Power Drift [±0.2 dB]	N/A	-0.06



System Performance Check Report for D5GHzV2 - SN1168

Exposure Conditions

Frequency [MHz] Channel Number	5600.000 0	TSL Permittivity	38.0
Group UID	CW 0--	TSL Conductivity [S/m]	5.18
Conversion Factor	5.27	Phantom Section TSL	Flat Head Simulating Liquid

Hardware Setup


Probe Calibration Date	EX3DV4 - SN7501 2025-03-12	Phantom	Twin-SAM V8.0 (30deg probe tilt)
DAE Calibration Date	DAE4 Sn1352 2025-04-14	TSL Type	HBBL-600-10000
Software Version	16.4.0.5005		

Scans Setup

	Area Scan	Zoom Scan
Grid Extents [mm]	40.0 x 80.0	32.0 x 32.0 x 22.9
Grid Steps [mm]	10.0 x 10.0	4.0 x 4.0 x 1.4
Sensor Surface [mm]	3.0	1.4
Graded Grid	N/A	Yes
M2/M1 [> 30%]		64.7
Dist 3dB Peak [> Grid Steps Δx, Δy mm]		7.2

Measurement Results

	Area Scan	Zoom Scan
psSAR1g [W/Kg]	3.92	4.45
psSAR10g [W/Kg]	1.13	1.29
Power Drift [±0.2 dB]	N/A	0.03



System Performance Check Report for D5GHzV2 - SN1003

Exposure Conditions

Frequency [MHz] Channel Number	5250.000 0	TSL Permittivity	36.2
Group UID	CW 0--	TSL Conductivity [S/m]	4.44
Conversion Factor	5.4	Phantom Section TSL	Flat Head Simulating Liquid

Hardware Setup


Probe Calibration Date	EX3DV4 - SN7820 2025-05-08	Phantom	Twin-SAM V8.0 (30deg probe tilt)
DAE Calibration Date	DAE4 Sn1797 2025-05-09	TSL Type	HBBL-600-10000
Software Version	16.4.0.5005		

Scans Setup

	Area Scan	Zoom Scan
Grid Extents [mm]	40.0 x 80.0	32.0 x 32.0 x 22.9
Grid Steps [mm]	10.0 x 10.0	4.0 x 4.0 x 1.4
Sensor Surface [mm]	3.0	1.4
Graded Grid	N/A	Yes
M2/M1 [%]		62.0
Dist 3dB Peak [mm]		7.4

Measurement Results

	Area Scan	Zoom Scan
psSAR1g [W/Kg]	2.97	3.63
psSAR10g [W/Kg]	0.941	1.05
Power Drift [dB]	N/A	-0.01



System Performance Check Report for D5GHzV2 - SN1168

Exposure Conditions

Frequency [MHz] Channel Number	5250.000 0	TSL Permittivity	35.8
Group UID	CW 0--	TSL Conductivity [S/m]	4.43
Conversion Factor	5.4	Phantom Section TSL	Flat Head Simulating Liquid

Hardware Setup

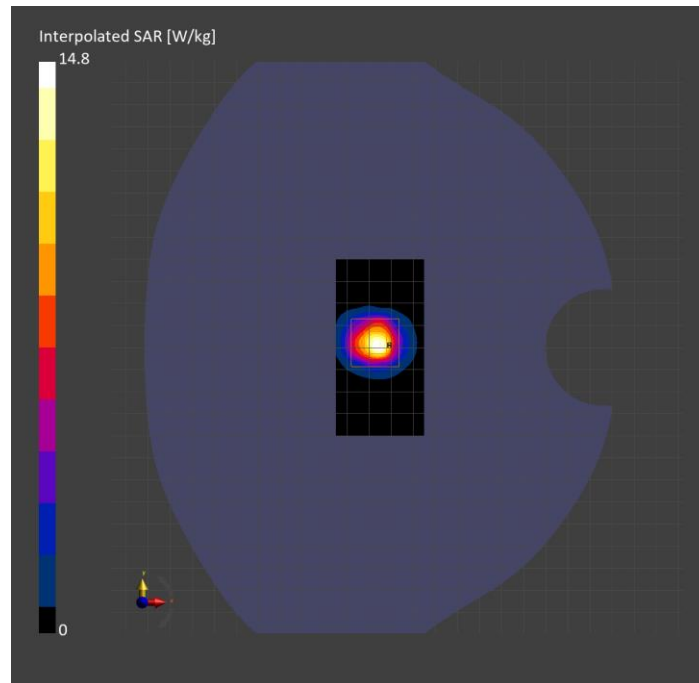
Probe Calibration Date	EX3DV4 - SN7820 2025-05-08	Phantom	Twin-SAM V8.0 (30deg probe tilt)
DAE Calibration Date	DAE4 Sn1797 2025-05-09	TSL Type	HBBL-600-10000
Software Version	16.4.0.5005		

Scans Setup

	Area Scan	Zoom Scan
Grid Extents [mm]	40.0 x 80.0	24.0 x 24.0 x 22.9
Grid Steps [mm]	10.0 x 10.0	4.0 x 4.0 x 1.4
Sensor Surface [mm]	3.0	1.4
Graded Grid	N/A	Yes
M2/M1 [> 30%]		63.6
Dist 3dB Peak [> Grid Steps Δx, Δy mm]		6.9

Measurement Results

	Area Scan	Zoom Scan
psSAR1g [W/Kg]	3.24	3.76
psSAR10g [W/Kg]	0.988	1.09
Power Drift [±0.2 dB]	N/A	-0.01



System Performance Check Report for D5GHzV2 - SN1138

Exposure Conditions

Frequency [MHz] Channel Number	5600.000 0	TSL Permittivity	34.4
Group UID	CW 0--	TSL Conductivity [S/m]	4.91
Conversion Factor	5.0	Phantom Section TSL	Flat Head Simulating Liquid

Hardware Setup


Probe Calibration Date	EX3DV4 - SN7820 2025-05-08	Phantom	Twin-SAM V8.0 (30deg probe tilt)
DAE Calibration Date	DAE4 Sn1797 2025-05-09	TSL Type	HBBL-600-10000
Software Version	16.4.0.5005		

Scans Setup

	Area Scan	Zoom Scan
Grid Extents [mm]	40.0 x 80.0	32.0 x 32.0 x 22.9
Grid Steps [mm]	10.0 x 10.0	4.0 x 4.0 x 1.4
Sensor Surface [mm]	3.0	1.4
Graded Grid	N/A	Yes
M2/M1 [> 30%]		61.2
Dist 3dB Peak [> Grid Steps Δx, Δy mm]		6.9

Measurement Results

	Area Scan	Zoom Scan
psSAR1g [W/Kg]	4.05	4.46
psSAR10g [W/Kg]	1.15	1.27
Power Drift [±0.2 dB]	N/A	0.02



System Performance Check Report for D5GHzV2 - SN1138

Exposure Conditions

Frequency [MHz] Channel Number	5600.000 0	TSL Permittivity	37.4
Group UID	CW 0--	TSL Conductivity [S/m]	4.91
Conversion Factor	5.0	Phantom Section TSL	Flat Head Simulating Liquid

Hardware Setup


Probe Calibration Date	EX3DV4 - SN7820 2025-05-08	Phantom	Twin-SAM V8.0 (30deg probe tilt)
DAE Calibration Date	DAE4 Sn1797 2025-05-09	TSL Type	HBBL-600-10000
Software Version	16.4.0.5005		

Scans Setup

	Area Scan	Zoom Scan
Grid Extents [mm]	40.0 x 80.0	24.0 x 24.0 x 22.9
Grid Steps [mm]	10.0 x 10.0	4.0 x 4.0 x 1.4
Sensor Surface [mm]	3.0	1.4
Graded Grid	N/A	Yes
M2/M1 [> 30%]		62.1
Dist 3dB Peak [> Grid Steps Δx, Δy mm]		7.4

Measurement Results

	Area Scan	Zoom Scan
psSAR1g [W/Kg]	3.85	4.29
psSAR10g [W/Kg]	1.12	1.24
Power Drift [±0.2 dB]	N/A	0.03



System Performance Check Report for D5GHzV2 - SN1168

Exposure Conditions

Frequency [MHz] Channel Number	5600.000 0	TSL Permittivity	36.1
Group UID	CW 0--	TSL Conductivity [S/m]	4.87
Conversion Factor	5.0	Phantom Section TSL	Flat Head Simulating Liquid

Hardware Setup


Probe Calibration Date	EX3DV4 - SN7820 2025-05-08	Phantom	Twin-SAM V8.0 (30deg probe tilt)
DAE Calibration Date	DAE4 Sn1797 2025-05-09	TSL Type	HBBL-600-10000
Software Version	16.4.0.5005		

Scans Setup

	Area Scan	Zoom Scan
Grid Extents [mm]	40.0 x 80.0	24.0 x 24.0 x 22.9
Grid Steps [mm]	10.0 x 10.0	4.0 x 4.0 x 1.4
Sensor Surface [mm]	3.0	1.4
Graded Grid	N/A	Yes
M2/M1 [> 30%]		61.7
Dist 3dB Peak [> Grid Steps Δx, Δy mm]		7.2

Measurement Results

	Area Scan	Zoom Scan
psSAR1g [W/Kg]	3.67	3.98
psSAR10g [W/Kg]	1.03	1.14
Power Drift [±0.2 dB]	N/A	0.03



System Performance Check Report for D2450V2 - SN706

Exposure Conditions

Frequency [MHz] Channel Number	2450.000 0	TSL Permittivity	41.5
Group UID	CW 0--	TSL Conductivity [S/m]	1.70
Conversion Factor	7.16	Phantom Section TSL	Flat Head Simulating Liquid

Hardware Setup

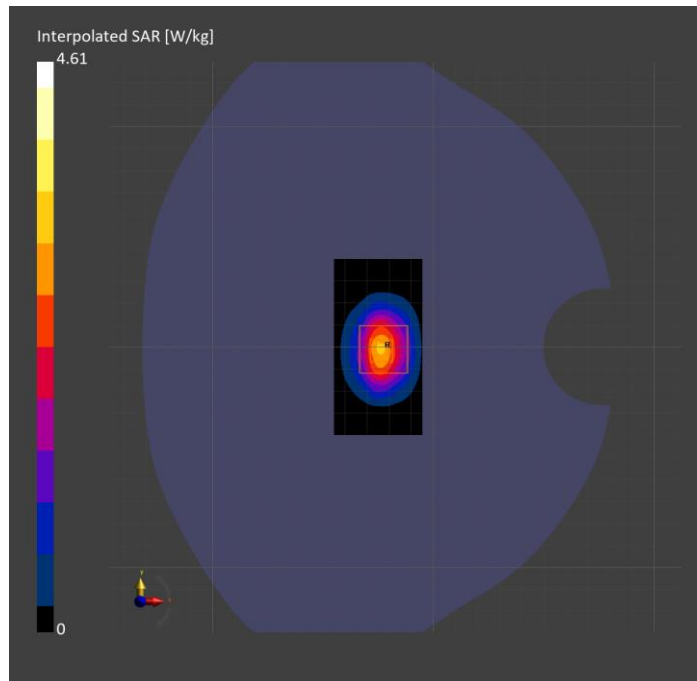
Probe Calibration Date	EX3DV4 - SN7585 2025-04-11	Phantom	Twin-SAM V8.0 (30deg probe tilt)
DAE Calibration Date	DAE4 Sn1675 2025-05-12	TSL Type	HBBL-600-10000
Software Version	16.4.0.5005		

Scans Setup

	Area Scan	Zoom Scan
Grid Extents [mm]	40.0 x 80.0	30.0 x 30.0 x 31.2
Grid Steps [mm]	10.0 x 10.0	5.0 x 5.0 x 1.5
Sensor Surface [mm]	3.0	1.4
Graded Grid	N/A	Yes
M2/M1 [%]		83.1
Dist 3dB Peak [mm]		9.0

Measurement Results

	Area Scan	Zoom Scan
psSAR1g [W/Kg]	2.42	2.39
psSAR10g [W/Kg]	1.12	1.15
Power Drift [dB]	N/A	0.02



System Performance Check Report for D2450V2 - SN748

Exposure Conditions

Frequency [MHz] Channel Number	2450.000 0	TSL Permittivity	41.7
Group UID	CW 0--	TSL Conductivity [S/m]	1.69
Conversion Factor	7.16	Phantom Section TSL	Flat Head Simulating Liquid

Hardware Setup

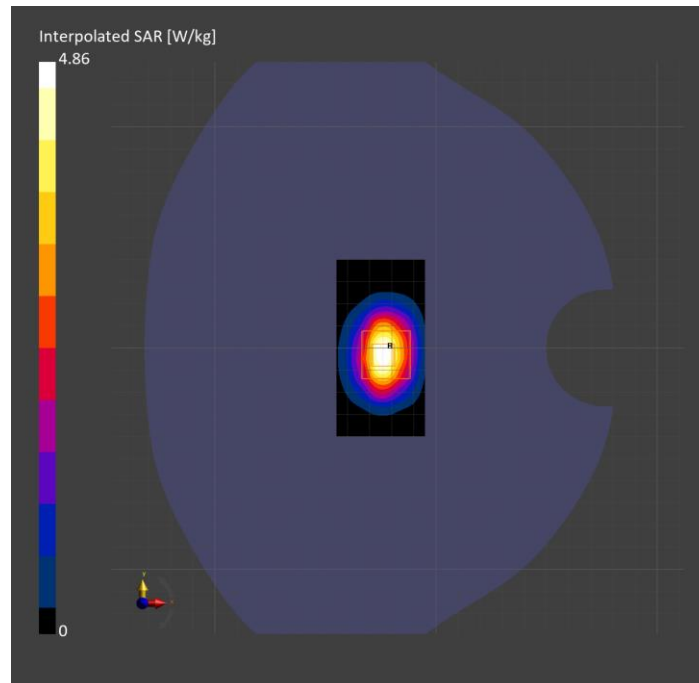
Probe Calibration Date	EX3DV4 - SN7585 2025-04-11	Phantom	Twin-SAM V8.0 (30deg probe tilt)
DAE Calibration Date	DAE4 Sn1675 2025-05-12	TSL Type	HBBL-600-10000
Software Version	16.4.0.5005		

Scans Setup

	Area Scan	Zoom Scan
Grid Extents [mm]	40.0 x 80.0	30.0 x 30.0 x 31.2
Grid Steps [mm]	10.0 x 10.0	5.0 x 5.0 x 1.5
Sensor Surface [mm]	3.0	1.4
Graded Grid	N/A	Yes
M2/M1 [> 30%]		82.9
Dist 3dB Peak [> Grid Steps Δx, Δy mm]		9.0

Measurement Results

	Area Scan	Zoom Scan
psSAR1g [W/Kg]	2.52	2.49
psSAR10g [W/Kg]	1.18	1.20
Power Drift [±0.2 dB]	N/A	0.03



System Performance Check Report for D5GHzV2 - SN1168

Exposure Conditions

Frequency [MHz] Channel Number	5250.000 0	TSL Permittivity	36.9
Group UID	CW 0--	TSL Conductivity [S/m]	4.47
Conversion Factor	6.15	Phantom Section TSL	Flat Head Simulating Liquid

Hardware Setup


Probe Calibration Date	EX3DV4 - SN3989 Sensor X Disabled 2025-01-13	Phantom	Twin-SAM V8.0 (30deg probe tilt)
DAE Calibration Date	DAE4 Sn1257 2024-09-10	TSL Type	HBBL-600-10000
Software Version	16.4.0.5005		

Scans Setup

	Area Scan	Zoom Scan
Grid Extents [mm]	40.0 x 80.0	24.0 x 24.0 x 22.9
Grid Steps [mm]	10.0 x 10.0	4.0 x 4.0 x 1.4
Sensor Surface [mm]	3.0	1.4
Graded Grid	N/A	Yes
M2/M1 [> 30%]		64.0
Dist 3dB Peak [> Grid Steps Δx, Δy mm]		7.6

Measurement Results

	Area Scan	Zoom Scan
psSAR1g [W/Kg]	3.35	3.66
psSAR10g [W/Kg]	0.965	1.08
Power Drift [±0.2 dB]	N/A	0.02



System Performance Check Report for D5GHzV2 - SN1168

Exposure Conditions

Frequency [MHz] Channel Number	5750.000 0	TSL Permittivity	37.0
Group UID	CW 0--	TSL Conductivity [S/m]	4.96
Conversion Factor	5.73	Phantom Section TSL	Flat Head Simulating Liquid

Hardware Setup

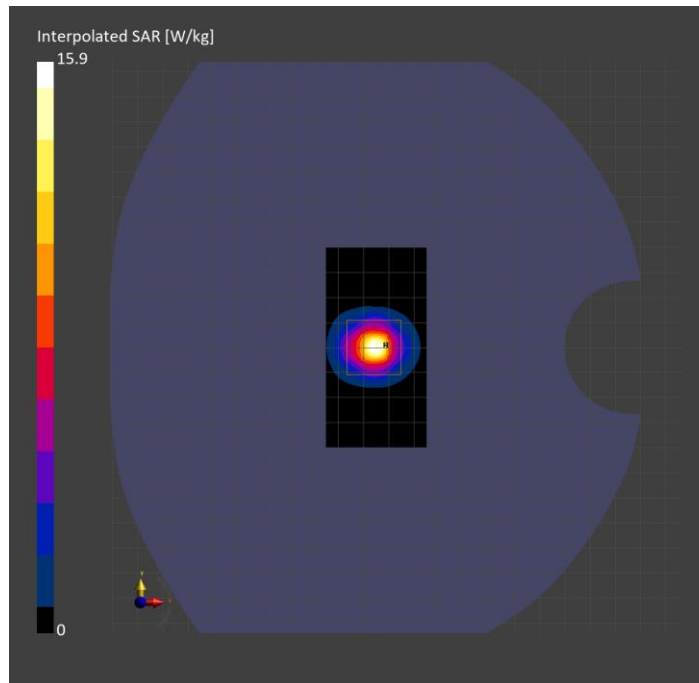
Probe Calibration Date	EX3DV4 - SN3989 Sensor X Disabled 2025-01-13	Phantom	Twin-SAM V8.0 (30deg probe tilt)
DAE Calibration Date	DAE4 Sn1257 2024-09-10	TSL Type	HBBL-600-10000
Software Version	16.4.0.5005		

Scans Setup

	Area Scan	Zoom Scan
Grid Extents [mm]	40.0 x 80.0	32.0 x 32.0 x 22.9
Grid Steps [mm]	10.0 x 10.0	4.0 x 4.0 x 1.4
Sensor Surface [mm]	3.0	1.4
Graded Grid	N/A	Yes
M2/M1 [> 30%]		58.6
Dist 3dB Peak [> Grid Steps Δx, Δy mm]		7.2

Measurement Results

	Area Scan	Zoom Scan
psSAR1g [W/Kg]	3.37	3.62
psSAR10g [W/Kg]	0.950	1.03
Power Drift [±0.2 dB]	N/A	0.01



System Performance Check Report for D2300V2 - SN1002

Exposure Conditions

Frequency [MHz] Channel Number	2300.000 0	TSL Permittivity	41.5
Group UID	CW 0--	TSL Conductivity [S/m]	1.54
Conversion Factor	8.09	Phantom Section TSL	Flat Head Simulating Liquid

Hardware Setup

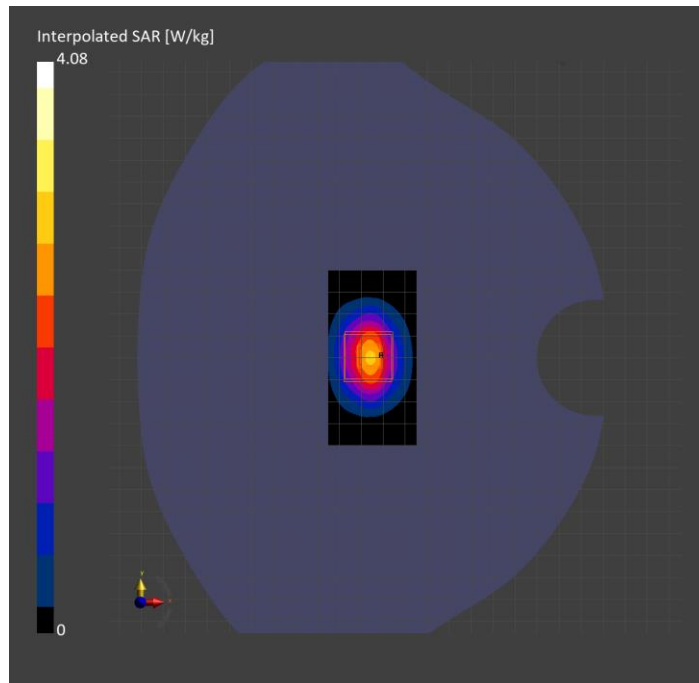
Probe Calibration Date	EX3DV4 - SN3989 Sensor X Disabled 2025-01-13	Phantom	Twin-SAM V8.0 (30deg probe tilt)
DAE Calibration Date	DAE4 Sn1257 2024-09-10	TSL Type	HBBL-600-10000
Software Version	16.4.0.5005		

Scans Setup

	Area Scan	Zoom Scan
Grid Extents [mm]	40.0 x 80.0	30.0 x 30.0 x 31.2
Grid Steps [mm]	10.0 x 10.0	5.0 x 5.0 x 1.5
Sensor Surface [mm]	3.0	1.4
Graded Grid	N/A	Yes
M2/M1 [> 30%]		83.7
Dist 3dB Peak [> Grid Steps Δx, Δy mm]		9.5

Measurement Results

	Area Scan	Zoom Scan
psSAR1g [W/Kg]	2.18	2.22
psSAR10g [W/Kg]	1.05	1.12
Power Drift [±0.2 dB]	N/A	0.04



System Performance Check Report for D5GHzV2 - SN1138

Exposure Conditions

Frequency [MHz] Channel Number	5750.000 0	TSL Permittivity	35.9
Group UID	CW 0--	TSL Conductivity [S/m]	4.96
Conversion Factor	5.73	Phantom Section TSL	Flat Head Simulating Liquid

Hardware Setup

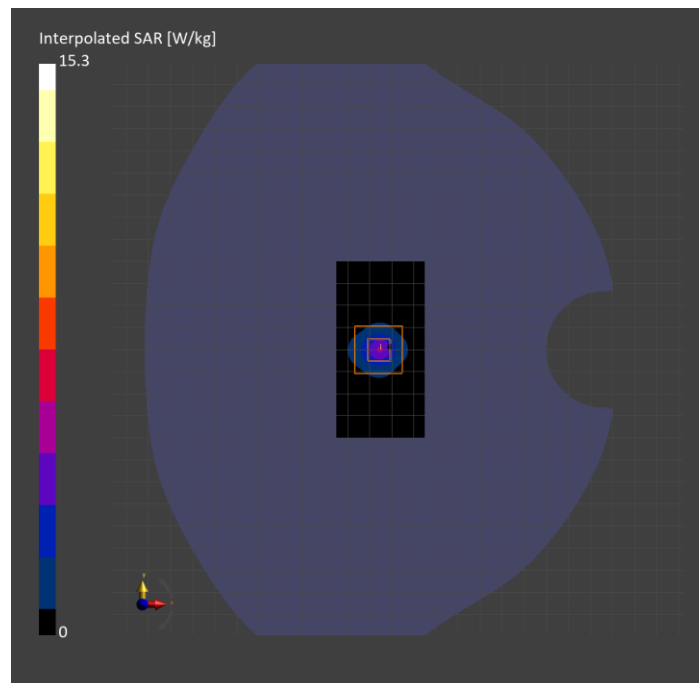
Probe Calibration Date	EX3DV4 - SN3989 Sensor X Disabled 2025-01-13	Phantom	Twin-SAM V8.0 (30deg probe tilt)
DAE Calibration Date	DAE4 Sn1257 2024-09-10	TSL Type	HBBL-600-10000
Software Version	16.4.0.5005		

Scans Setup

	Area Scan	Zoom Scan
Grid Extents [mm]	40.0 x 80.0	32.0 x 32.0 x 22.9
Grid Steps [mm]	10.0 x 10.0	4.0 x 4.0 x 1.4
Sensor Surface [mm]	3.0	1.4
Graded Grid	N/A	Yes
M2/M1 [> 30%]		60.0
Dist 3dB Peak [> Grid Steps Δx, Δy mm]		7.6

Measurement Results

	Area Scan	Zoom Scan
psSAR1g [W/Kg]	3.30	3.62
psSAR10g [W/Kg]	0.948	1.06
Power Drift [±0.2 dB]	N/A	0.06



System Performance Check Report for D5GHzV2 - SN1003

Exposure Conditions

Frequency [MHz] Channel Number	5250.000 0	TSL Permittivity	36.5
Group UID	CW 0--	TSL Conductivity [S/m]	4.49
Conversion Factor	5.68	Phantom Section TSL	Flat Head Simulating Liquid

Hardware Setup


Probe Calibration Date	EX3DV4 - SN7808 2025-03-12	Phantom	Twin-SAM V8.0 (30deg probe tilt)
DAE Calibration Date	DAE4 Sn1546 2025-03-06	TSL Type	HBBL-600-10000
Software Version	16.4.0.5005		

Scans Setup

	Area Scan	Zoom Scan
Grid Extents [mm]	40.0 x 80.0	24.0 x 28.0 x 22.9
Grid Steps [mm]	10.0 x 10.0	4.0 x 4.0 x 1.4
Sensor Surface [mm]	3.0	1.4
Graded Grid	N/A	Yes
M2/M1 [%]		61.4
Dist 3dB Peak [mm]		7.2

Measurement Results

	Area Scan	Zoom Scan
psSAR1g [W/Kg]	7.07	7.59
psSAR10g [W/Kg]	2.03	2.21
Power Drift [dB]	N/A	-0.17



System Performance Check Report for D5GHzV2 - SN1003

Exposure Conditions

Frequency [MHz] Channel Number	5600.000 0	TSL Permittivity	35.8
Group UID	CW 0--	TSL Conductivity [S/m]	4.86
Conversion Factor	5.26	Phantom Section TSL	Flat Head Simulating Liquid

Hardware Setup

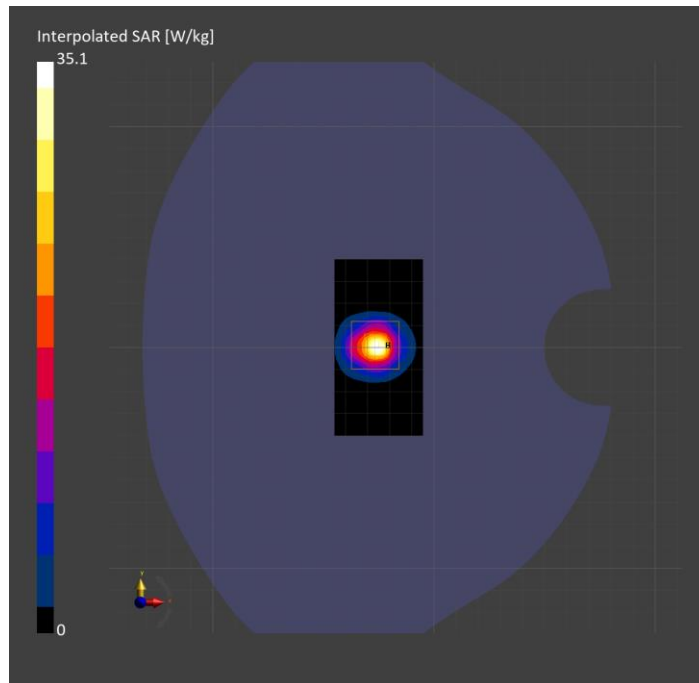
Probe Calibration Date	EX3DV4 - SN7808 2025-03-12	Phantom	Twin-SAM V8.0 (30deg probe tilt)
DAE Calibration Date	DAE4 Sn1546 2025-03-06	TSL Type	HBBL-600-10000
Software Version	16.4.0.5005		

Scans Setup

	Area Scan	Zoom Scan
Grid Extents [mm]	40.0 x 80.0	24.0 x 24.0 x 22.9
Grid Steps [mm]	10.0 x 10.0	4.0 x 4.0 x 1.4
Sensor Surface [mm]	3.0	1.4
Graded Grid	N/A	Yes
M2/M1 [%]		58.5
Dist 3dB Peak [mm]		7.2

Measurement Results

	Area Scan	Zoom Scan
psSAR1g [W/Kg]	7.01	7.90
psSAR10g [W/Kg]	2.01	2.27
Power Drift [dB]	N/A	0.03



System Performance Check Report for D6.5GHzV2 - SN1032

Exposure Conditions

Frequency [MHz] Channel Number	6500.000 0	TSL Permittivity	34.7
Group UID	CW 0--	TSL Conductivity [S/m]	6.10
Conversion Factor	5.37	Phantom Section TSL	Flat Head Simulating Liquid

Hardware Setup

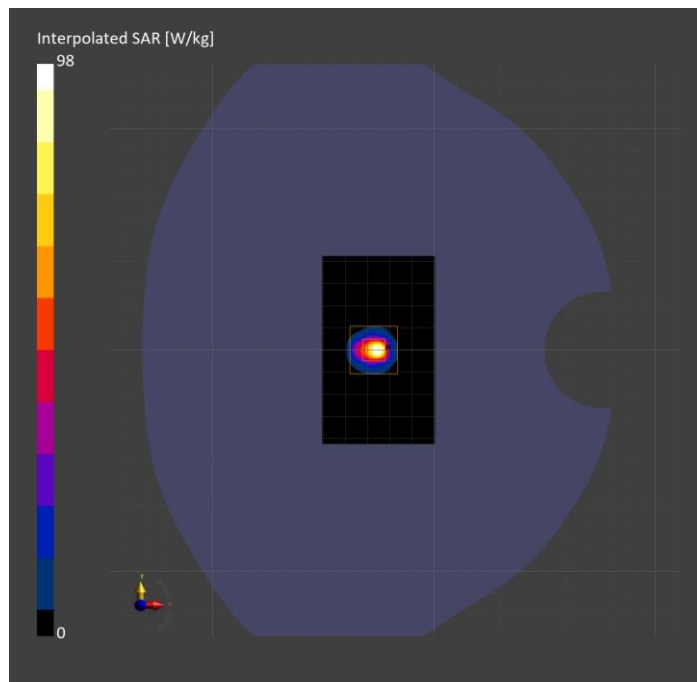
Probe Calibration Date	EX3DV4 - SN7808 2025-03-12	Phantom	Twin-SAM V8.0 (30deg probe tilt)
DAE Calibration Date	DAE4 Sn1546 2025-03-06	TSL Type	HBBL-600-10000
Software Version	16.4.0.5005		

Scans Setup

	Area Scan	Zoom Scan
Grid Extents [mm]	51.0 x 85.0	27.2 x 27.2 x 22.9
Grid Steps [mm]	8.5 x 8.5	3.4 x 3.4 x 1.4
Sensor Surface [mm]	3.0	1.4
Graded Grid	N/A	Yes
M2/M1 [> 30%]		51.8
Dist 3dB Peak [> Grid Steps Δx, Δy mm]		4.8

Measurement Results

	Area Scan	Zoom Scan	APD
psSAR1g [W/Kg]	12.9	15.9	N/A
psSAR8g [W/Kg]	3.18	3.58	N/A
psSAR10g [W/Kg]	2.64	2.95	N/A
psAPD (4.0cm ² , sq.) [W/m ²]	N/A	N/A	71.5
Power Drift [±0.2 dB]	N/A	-0.21	N/A



System Performance Check Report for D6.5GHzV2 - SN1033

Exposure Conditions

Frequency [MHz] Channel Number	6500.000 0	TSL Permittivity	35.6
Group UID	CW 0--	TSL Conductivity [S/m]	5.84
Conversion Factor	5.37	Phantom Section TSL	Flat Head Simulating Liquid

Hardware Setup

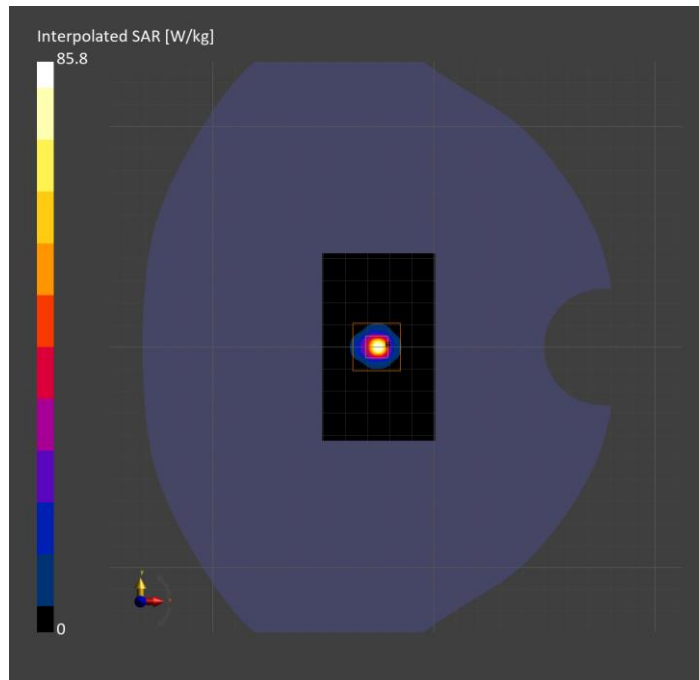
Probe Calibration Date	EX3DV4 - SN7808 2025-03-12	Phantom	Twin-SAM V8.0 (30deg probe tilt)
DAE Calibration Date	DAE4 Sn1546 2025-03-06	TSL Type	HBBL-600-10000
Software Version	16.4.0.5005		

Scans Setup

	Area Scan	Zoom Scan
Grid Extents [mm]	51.0 x 85.0	30.6 x 30.6 x 22.9
Grid Steps [mm]	8.5 x 8.5	3.4 x 3.4 x 1.4
Sensor Surface [mm]	3.0	1.4
Graded Grid	N/A	Yes
M2/M1 [> 30%]		49.5
Dist 3dB Peak [> Grid Steps Δx, Δy mm]		4.6

Measurement Results

	Area Scan	Zoom Scan	APD
psSAR1g [W/Kg]	12.0	13.9	N/A
psSAR8g [W/Kg]	2.74	3.07	N/A
psSAR10g [W/Kg]	2.27	2.54	N/A
psAPD (4.0cm ² , sq.) [W/m ²]	N/A	N/A	61.5
Power Drift [±0.2 dB]	N/A	-0.09	N/A



System Performance Check Report for D6.5GHzV2 - SN1033

Exposure Conditions

Frequency [MHz] Channel Number	6500.000 0	TSL Permittivity	35.5
Group UID	CW 0--	TSL Conductivity [S/m]	6.36
Conversion Factor	5.78	Phantom Section TSL	Flat Head Simulating Liquid

Hardware Setup


Probe Calibration Date	EX3DV4 - SN3773 2025-02-11	Phantom	Twin-SAM V8.0 (30deg probe tilt)
DAE Calibration Date	DAE4 Sn1544 2025-01-13	TSL Type	HBBL-600-10000
Software Version	16.4.0.5005		

Scans Setup

	Area Scan	Zoom Scan
Grid Extents [mm]	51.0 x 85.0	30.6 x 30.6 x 22.9
Grid Steps [mm]	8.5 x 8.5	3.4 x 3.4 x 1.4
Sensor Surface [mm]	3.0	1.4
Graded Grid	N/A	Yes
M2/M1 [> 30%]		48.9
Dist 3dB Peak [> Grid Steps Δx, Δy mm]		4.6

Measurement Results

	Area Scan	Zoom Scan	APD
psSAR1g [W/Kg]	11.1	15.7	N/A
psSAR8g [W/Kg]	2.94	3.44	N/A
psSAR10g [W/Kg]	2.44	2.84	N/A
psAPD (4.0cm ² , sq.) [W/m ²]	N/A	N/A	68.9
Power Drift [±0.2 dB]	N/A	-0.01	N/A



System Performance Check Report for D6.5GHzV2 - SN1032

Exposure Conditions

Frequency [MHz] Channel Number	6500.000 0	TSL Permittivity	34.5
Group UID	CW 0--	TSL Conductivity [S/m]	5.90
Conversion Factor	5.78	Phantom Section TSL	Flat Head Simulating Liquid

Hardware Setup


Probe Calibration Date	EX3DV4 - SN3773 2025-02-11	Phantom	Twin-SAM V8.0 (30deg probe tilt)
DAE Calibration Date	DAE4 Sn1544 2025-01-13	TSL Type	HBBL-600-10000
Software Version	16.4.0.5005		

Scans Setup

	Area Scan	Zoom Scan
Grid Extents [mm]	51.0 x 85.0	27.2 x 27.2 x 22.9
Grid Steps [mm]	8.5 x 8.5	3.4 x 3.4 x 1.4
Sensor Surface [mm]	3.0	1.4
Graded Grid	N/A	Yes
M2/M1 [> 30%]		50.2
Dist 3dB Peak [> Grid Steps Δx, Δy mm]		4.0

Measurement Results

	Area Scan	Zoom Scan	APD
psSAR1g [W/Kg]	10.5	13.5	N/A
psSAR8g [W/Kg]	2.59	2.99	N/A
psSAR10g [W/Kg]	2.14	2.47	N/A
psAPD (4.0cm ² , sq.) [W/m ²]	N/A	N/A	59.8
Power Drift [±0.2 dB]	N/A	0.04	N/A



System Performance Check Report for D6.5GHzV2 - SN1033

Exposure Conditions

Frequency [MHz] Channel Number	6500.000 0	TSL Permittivity	34.6
Group UID	CW 0--	TSL Conductivity [S/m]	5.81
Conversion Factor	5.21	Phantom Section TSL	Flat Head Simulating Liquid

Hardware Setup

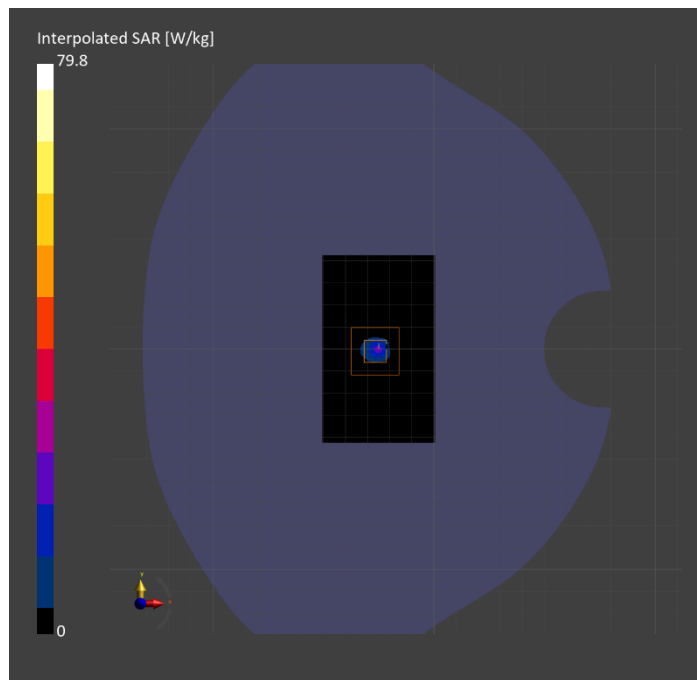
Probe Calibration Date	EX3DV4 - SN3991 2024-11-04	Phantom	Twin-SAM V8.0 (30deg probe tilt)
DAE Calibration Date	DAE4 Sn1472 2025-01-15	TSL Type	HBBL-600-10000
Software Version	16.4.0.5005		

Scans Setup

	Area Scan	Zoom Scan
Grid Extents [mm]	51.0 x 85.0	27.2 x 27.2 x 22.9
Grid Steps [mm]	8.5 x 8.5	3.4 x 3.4 x 1.4
Sensor Surface [mm]	3.0	1.4
Graded Grid	N/A	Yes
M2/M1 [%]		51.8
Dist 3dB Peak [mm]		4.8

Measurement Results

	Area Scan	Zoom Scan	APD
psSAR1g [W/Kg]	11.3	13.2	N/A
psSAR8g [W/Kg]	2.64	2.97	N/A
psSAR10g [W/Kg]	2.19	2.45	N/A
psAPD (4.0cm ² , sq.) [W/m ²]	N/A	N/A	59.4
Power Drift [dB]	N/A	0.05	N/A



System Performance Check Report for D6.5GHzV2 - SN1032

Exposure Conditions

Frequency [MHz] Channel Number	6500.000 0	TSL Permittivity	35.2
Group UID	CW 0--	TSL Conductivity [S/m]	5.99
Conversion Factor	5.21	Phantom Section TSL	Flat Head Simulating Liquid

Hardware Setup

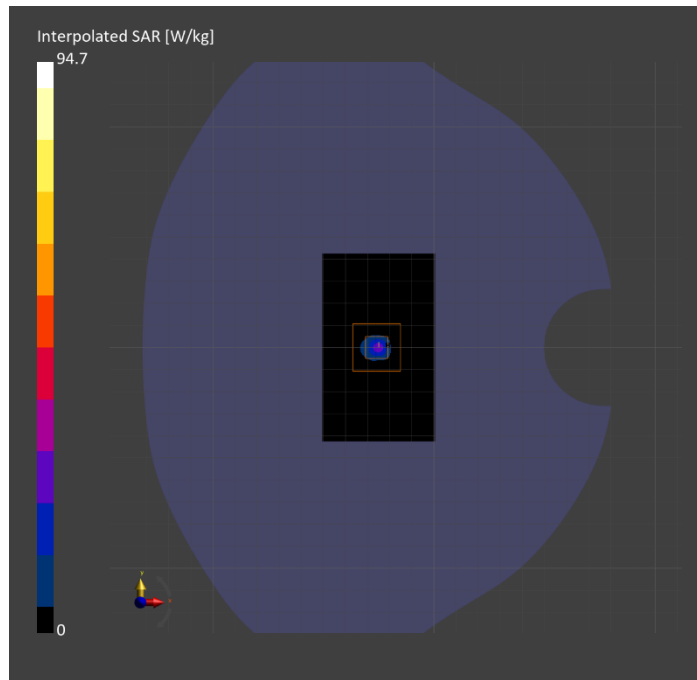
Probe Calibration Date	EX3DV4 - SN3991 2024-11-04	Phantom	Twin-SAM V8.0 (30deg probe tilt)
DAE Calibration Date	DAE4 Sn1472 2025-01-15	TSL Type	HBBL-600-10000
Software Version	16.4.0.5005		

Scans Setup

	Area Scan	Zoom Scan
Grid Extents [mm]	51.0 x 85.0	27.2 x 27.2 x 22.9
Grid Steps [mm]	8.5 x 8.5	3.4 x 3.4 x 1.4
Sensor Surface [mm]	3.0	1.4
Graded Grid	N/A	Yes
M2/M1 [> 30%]		52.4
Dist 3dB Peak [> Grid Steps Δx, Δy mm]		4.8

Measurement Results

	Area Scan	Zoom Scan	APD
psSAR1g [W/Kg]	14.2	15.6	N/A
psSAR8g [W/Kg]	3.30	3.53	N/A
psSAR10g [W/Kg]	2.73	2.91	N/A
psAPD (4.0cm ² , sq.) [W/m ²]	N/A	N/A	70.6
Power Drift [±0.2 dB]	N/A	-0.08	N/A



System Performance Check Report for D6.5GHzV2 - SN1033

Exposure Conditions

Frequency [MHz] Channel Number	6500.000 0	TSL Permittivity	34.3
Group UID	CW 0--	TSL Conductivity [S/m]	5.89
Conversion Factor	5.51	Phantom Section TSL	Flat Head Simulating Liquid

Hardware Setup

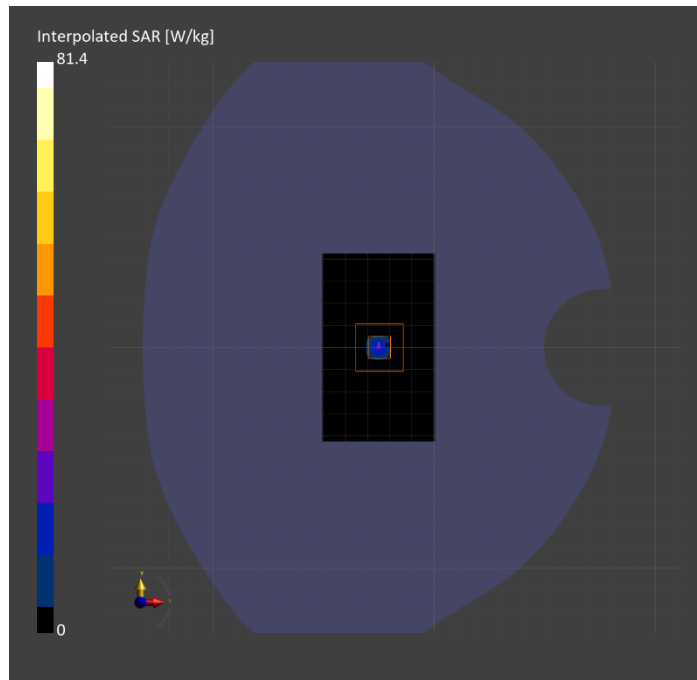
Probe Calibration Date	EX3DV4 - SN3772 2025-02-11	Phantom	Twin-SAM V8.0 (30deg probe tilt)
DAE Calibration Date	DAE4 Sn1258 2025-03-11	TSL Type	HBBL-600-10000
Software Version	16.4.0.5005		

Scans Setup

	Area Scan	Zoom Scan
Grid Extents [mm]	51.0 x 85.0	30.6 x 34.0 x 22.9
Grid Steps [mm]	8.5 x 8.5	3.4 x 3.4 x 1.4
Sensor Surface [mm]	3.0	1.4
Graded Grid	N/A	Yes
M2/M1 [%]		48.2
Dist 3dB Peak [mm]		4.6

Measurement Results

	Area Scan	Zoom Scan	APD
psSAR1g [W/Kg]	10.8	13.1	N/A
psSAR8g [W/Kg]	2.47	2.97	N/A
psSAR10g [W/Kg]	2.05	2.46	N/A
psAPD (4.0cm ² , sq.) [W/m ²]	N/A	N/A	59.4
Power Drift [dB]	N/A	-0.15	N/A



System Performance Check Report for D6.5GHzV2 - SN1032

Exposure Conditions

Frequency [MHz] Channel Number	6500.000 0	TSL Permittivity	33.7
Group UID	CW 0--	TSL Conductivity [S/m]	5.83
Conversion Factor	5.51	Phantom Section TSL	Flat Head Simulating Liquid

Hardware Setup

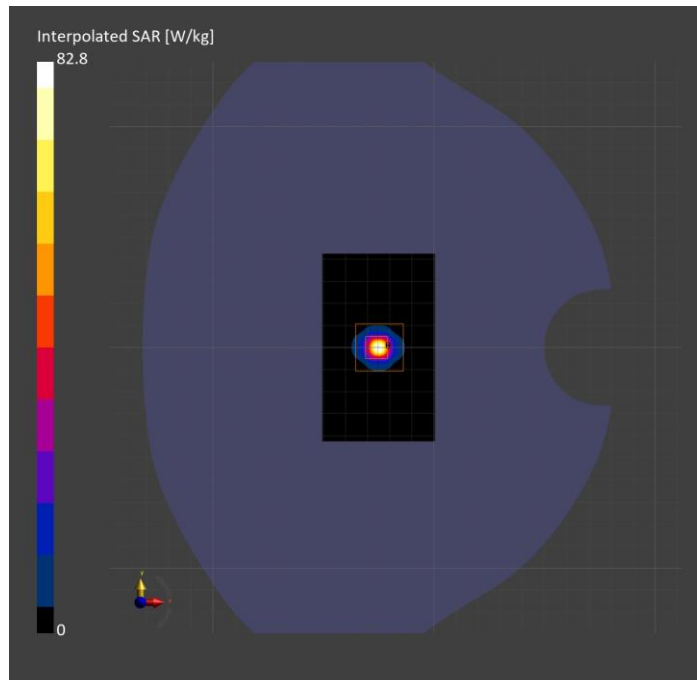
Probe Calibration Date	EX3DV4 - SN3772 2025-02-11	Phantom	Twin-SAM V8.0 (30deg probe tilt)
DAE Calibration Date	DAE4 Sn1258 2025-03-11	TSL Type	HBBL-600-10000
Software Version	16.4.0.5005		

Scans Setup

	Area Scan	Zoom Scan
Grid Extents [mm]	51.0 x 85.0	30.6 x 30.6 x 22.9
Grid Steps [mm]	8.5 x 8.5	3.4 x 3.4 x 1.4
Sensor Surface [mm]	3.0	1.4
Graded Grid	N/A	Yes
M2/M1 [> 30%]		51.8
Dist 3dB Peak [> Grid Steps Δx, Δy mm]		4.8

Measurement Results

	Area Scan	Zoom Scan	APD
psSAR1g [W/Kg]	12.3	13.6	N/A
psSAR8g [W/Kg]	2.82	3.12	N/A
psSAR10g [W/Kg]	2.34	2.58	N/A
psAPD (4.0cm ² , sq.) [W/m ²]	N/A	N/A	62.3
Power Drift [±0.2 dB]	N/A	-0.15	N/A



System Performance Check Report for D5GHzV2 - SN1138

Exposure Conditions

Frequency [MHz] Channel Number	5750.000 0	TSL Permittivity	33.8
Group UID	CW 0--	TSL Conductivity [S/m]	4.82
Conversion Factor	5.56	Phantom Section TSL	Flat Head Simulating Liquid

Hardware Setup

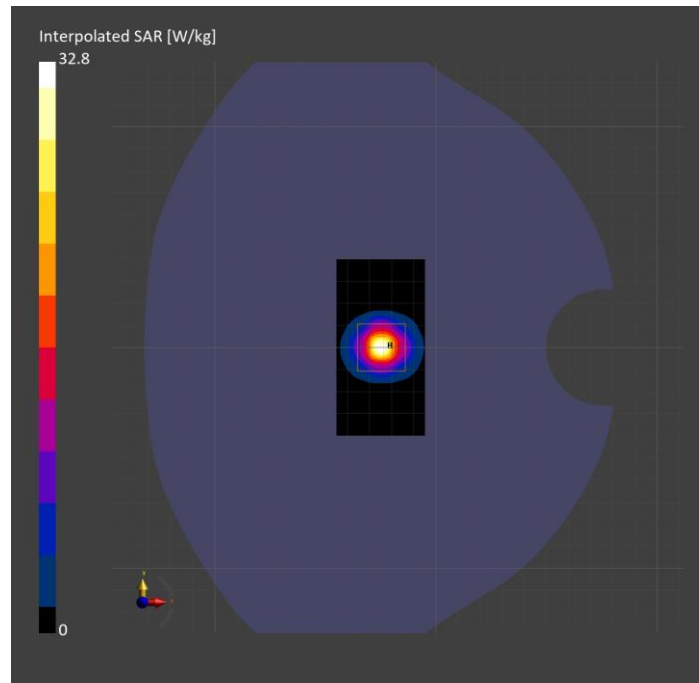
Probe Calibration Date	EX3DV4 - SN3902 2025-03-10	Phantom	Twin-SAM V5.0 (30deg probe tilt)
DAE Calibration Date	DAE4 Sn1259 2025-03-06	TSL Type	HBBL-600-10000
Software Version	16.4.0.5005		

Scans Setup

	Area Scan	Zoom Scan
Grid Extents [mm]	40.0 x 80.0	32.0 x 32.0 x 22.9
Grid Steps [mm]	10.0 x 10.0	4.0 x 4.0 x 1.4
Sensor Surface [mm]	3.0	1.4
Graded Grid	N/A	Yes
M2/M1 [%]		60.9
Dist 3dB Peak [mm]		7.6

Measurement Results

	Area Scan	Zoom Scan
psSAR1g [W/Kg]	6.85	7.56
psSAR10g [W/Kg]	1.95	2.20
Power Drift [dB]	N/A	0.13



System Performance Check Report for D2450V2 - SN748

Exposure Conditions

Frequency [MHz] Channel Number	2450.000 0	TSL Permittivity	41.7
Group UID	CW 0--	TSL Conductivity [S/m]	1.70
Conversion Factor	8.17	Phantom Section TSL	Flat Head Simulating Liquid

Hardware Setup

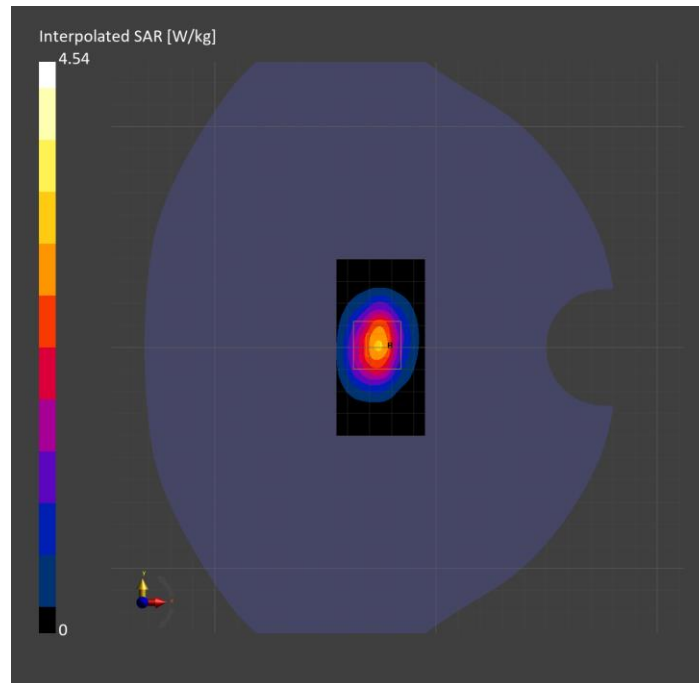
Probe Calibration Date	EX3DV4 - SN3902 2025-03-10	Phantom	Twin-SAM V5.0 (30deg probe tilt)
DAE Calibration Date	DAE4 Sn1259 2025-03-06	TSL Type	HBBL-600-10000
Software Version	16.4.0.5005		

Scans Setup

	Area Scan	Zoom Scan
Grid Extents [mm]	40.0 x 80.0	30.0 x 30.0 x 31.2
Grid Steps [mm]	10.0 x 10.0	5.0 x 5.0 x 1.5
Sensor Surface [mm]	3.0	1.4
Graded Grid	N/A	Yes
M2/M1 [%]		82.9
Dist 3dB Peak [mm]		9.0

Measurement Results

	Area Scan	Zoom Scan
psSAR1g [W/Kg]	2.38	2.38
psSAR10g [W/Kg]	1.11	1.15
Power Drift [dB]	N/A	-0.03



System Performance Check Report for D2450V2 - SN706

Exposure Conditions

Frequency [MHz] Channel Number	2450.000 0	TSL Permittivity	42.8
Group UID	CW 0--	TSL Conductivity [S/m]	1.75
Conversion Factor	8.17	Phantom Section TSL	Flat Head Simulating Liquid

Hardware Setup

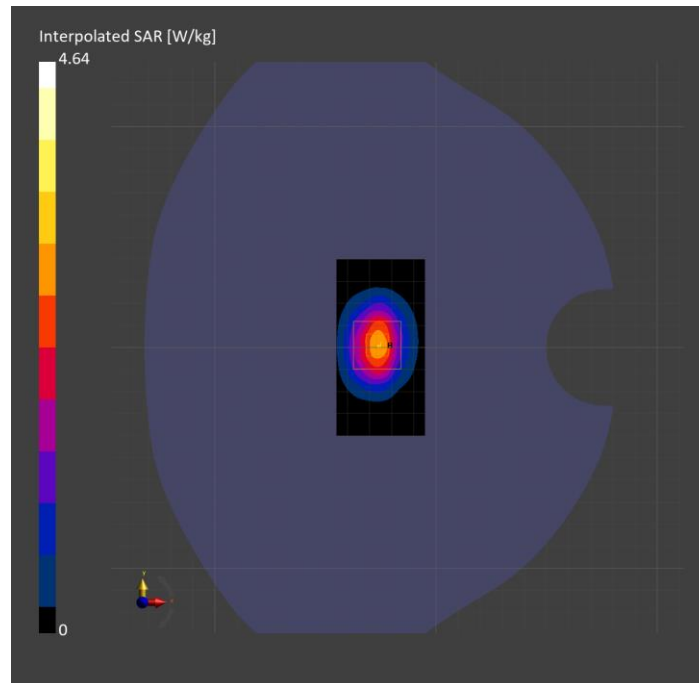
Probe Calibration Date	EX3DV4 - SN3902 2025-03-10	Phantom	Twin-SAM V5.0 (30deg probe tilt)
DAE Calibration Date	DAE4 Sn1259 2025-03-06	TSL Type	HBBL-600-10000
Software Version	16.4.0.5005		

Scans Setup

	Area Scan	Zoom Scan
Grid Extents [mm]	40.0 x 80.0	30.0 x 30.0 x 31.2
Grid Steps [mm]	10.0 x 10.0	5.0 x 5.0 x 1.5
Sensor Surface [mm]	3.0	1.4
Graded Grid	N/A	Yes
M2/M1 [%]		82.0
Dist 3dB Peak [mm]		9.0

Measurement Results

	Area Scan	Zoom Scan
psSAR1g [W/Kg]	2.37	2.38
psSAR10g [W/Kg]	1.10	1.14
Power Drift [dB]	N/A	0.04



System Performance Check Report for D6.5GHzV2 - SN1033

Exposure Conditions

Frequency [MHz] Channel Number	6500.000 0	TSL Permittivity	35.4
Group UID	CW 0--	TSL Conductivity [S/m]	6.00
Conversion Factor	5.74	Phantom Section TSL	Flat Head Simulating Liquid

Hardware Setup

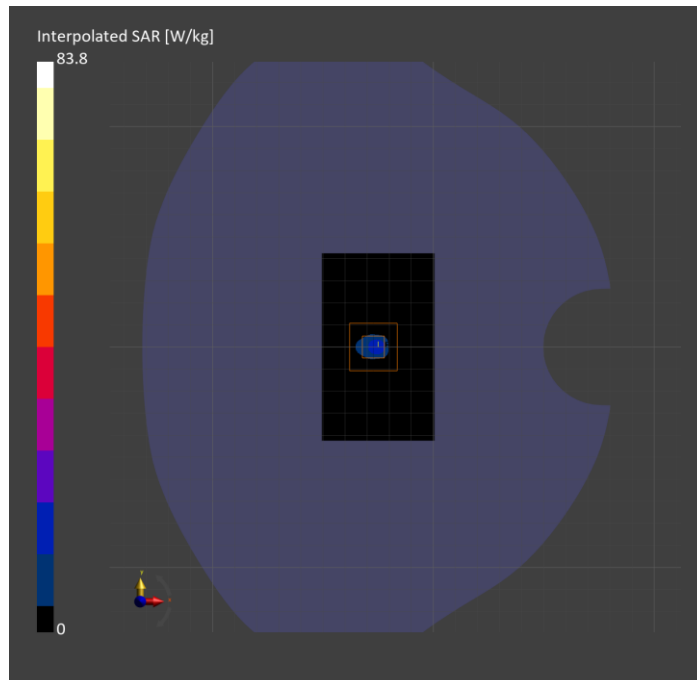
Probe Calibration Date	EX3DV4 - SN3902 2025-03-10	Phantom	Twin-SAM V5.0 (30deg probe tilt)
DAE Calibration Date	DAE4 Sn1259 2025-03-06	TSL Type	HBBL-600-10000
Software Version	16.4.0.5005		

Scans Setup

	Area Scan	Zoom Scan
Grid Extents [mm]	51.0 x 85.0	34.0 x 30.6 x 22.9
Grid Steps [mm]	8.5 x 8.5	3.4 x 3.4 x 1.4
Sensor Surface [mm]	3.0	1.4
Graded Grid	N/A	Yes
M2/M1 [%]		52.3
Dist 3dB Peak [mm]		4.8

Measurement Results

	Area Scan	Zoom Scan	APD
psSAR1g [W/Kg]	11.3	13.9	N/A
psSAR8g [W/Kg]	2.75	3.13	N/A
psSAR10g [W/Kg]	2.28	2.59	N/A
psAPD (4.0cm ² , sq.) [W/m ²]	N/A	N/A	62.7
Power Drift [dB]	N/A	0.00	N/A



System Performance Check Report for D5GHzV2 - SN1138

Exposure Conditions

Frequency [MHz] Channel Number	5250.000 0	TSL Permittivity	35.1
Group UID	CW 0--	TSL Conductivity [S/m]	4.52
Conversion Factor	5.69	Phantom Section TSL	Flat Head Simulating Liquid

Hardware Setup

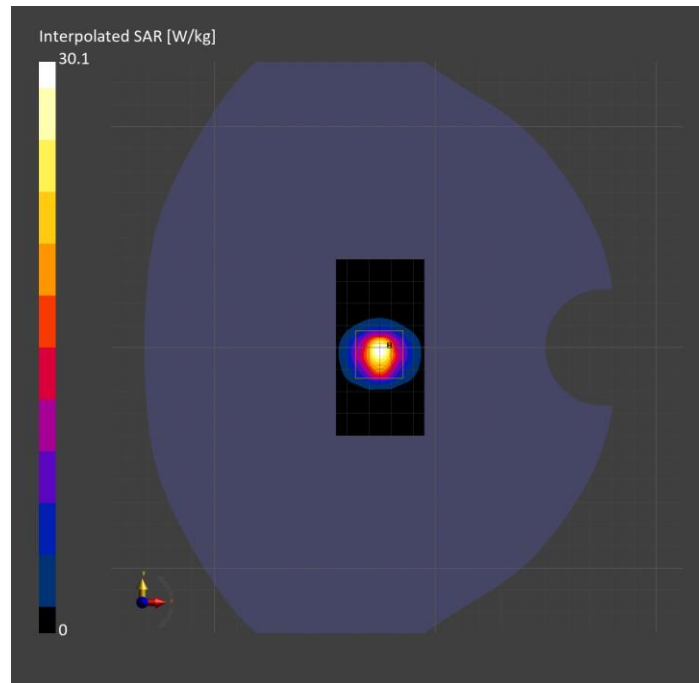
Probe Calibration Date	EX3DV4 - SN7498 2025-03-11	Phantom	Twin-SAM V5.0 (30deg probe tilt)
DAE Calibration Date	DAE4 Sn1439 2025-03-11	TSL Type	HBBL-600-10000
Software Version	16.4.0.5005		

Scans Setup

	Area Scan	Zoom Scan
Grid Extents [mm]	40.0 x 80.0	24.0 x 28.0 x 22.9
Grid Steps [mm]	10.0 x 10.0	4.0 x 4.0 x 1.4
Sensor Surface [mm]	3.0	1.4
Graded Grid	N/A	Yes
M2/M1 [%]		63.1
Dist 3dB Peak [mm]		7.2

Measurement Results

	Area Scan	Zoom Scan
psSAR1g [W/Kg]	6.83	7.38
psSAR10g [W/Kg]	2.00	2.11
Power Drift [dB]	N/A	-0.01



System Performance Check Report for D5GHzV2 - SN1138

Exposure Conditions

Frequency [MHz] Channel Number	5600.000 0	TSL Permittivity	34.3
Group UID	CW 0--	TSL Conductivity [S/m]	4.89
Conversion Factor	5.02	Phantom Section TSL	Flat Head Simulating Liquid

Hardware Setup

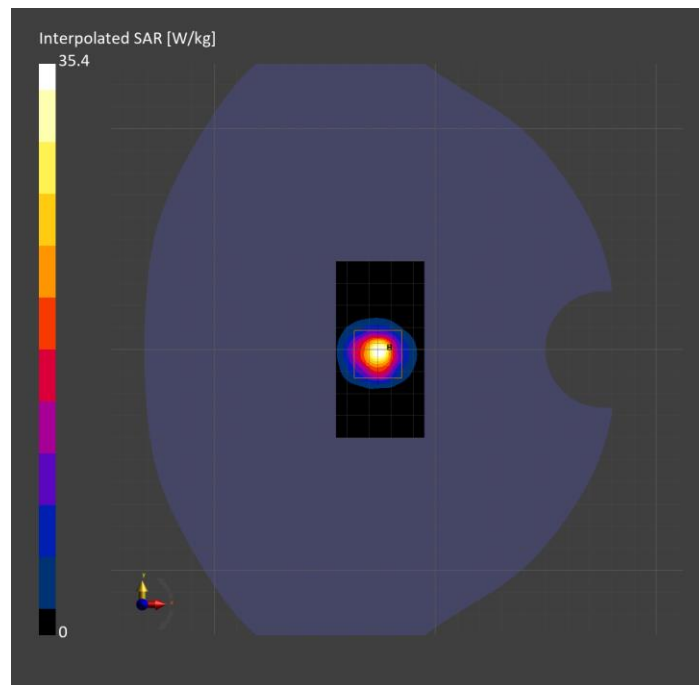
Probe Calibration Date	EX3DV4 - SN7498 2025-03-11	Phantom	Twin-SAM V5.0 (30deg probe tilt)
DAE Calibration Date	DAE4 Sn1439 2025-03-11	TSL Type	HBBL-600-10000
Software Version	16.4.0.5005		

Scans Setup

	Area Scan	Zoom Scan
Grid Extents [mm]	40.0 x 80.0	24.0 x 28.0 x 22.9
Grid Steps [mm]	10.0 x 10.0	4.0 x 4.0 x 1.4
Sensor Surface [mm]	3.0	1.4
Graded Grid	N/A	Yes
M2/M1 [%]		60.2
Dist 3dB Peak [mm]		7.2

Measurement Results

	Area Scan	Zoom Scan
psSAR1g [W/Kg]	7.39	8.06
psSAR10g [W/Kg]	2.12	2.28
Power Drift [dB]	N/A	0.02



System Performance Check Report for D5GHzV2 - SN1138

Exposure Conditions

Frequency [MHz] Channel Number	5750.000 0	TSL Permittivity	34.0
Group UID	CW 0--	TSL Conductivity [S/m]	5.06
Conversion Factor	5.08	Phantom Section TSL	Flat Head Simulating Liquid

Hardware Setup


Probe Calibration Date	EX3DV4 - SN7498 2025-03-11	Phantom	Twin-SAM V5.0 (30deg probe tilt)
DAE Calibration Date	DAE4 Sn1439 2025-03-11	TSL Type	HBBL-600-10000
Software Version	16.4.0.5005		

Scans Setup

	Area Scan	Zoom Scan
Grid Extents [mm]	40.0 x 80.0	24.0 x 28.0 x 22.9
Grid Steps [mm]	10.0 x 10.0	4.0 x 4.0 x 1.4
Sensor Surface [mm]	3.0	1.4
Graded Grid	N/A	Yes
M2/M1 [%]		58.7
Dist 3dB Peak [mm]		6.9

Measurement Results

	Area Scan	Zoom Scan
psSAR1g [W/Kg]	6.51	7.45
psSAR10g [W/Kg]	1.99	2.12
Power Drift [dB]	N/A	0.01



System Performance Check Report for D2450V2 - SN748

Exposure Conditions

Frequency [MHz] Channel Number	2450.000 0	TSL Permittivity	39.6
Group UID	CW 0--	TSL Conductivity [S/m]	1.76
Conversion Factor	7.47	Phantom Section TSL	Flat Head Simulating Liquid

Hardware Setup

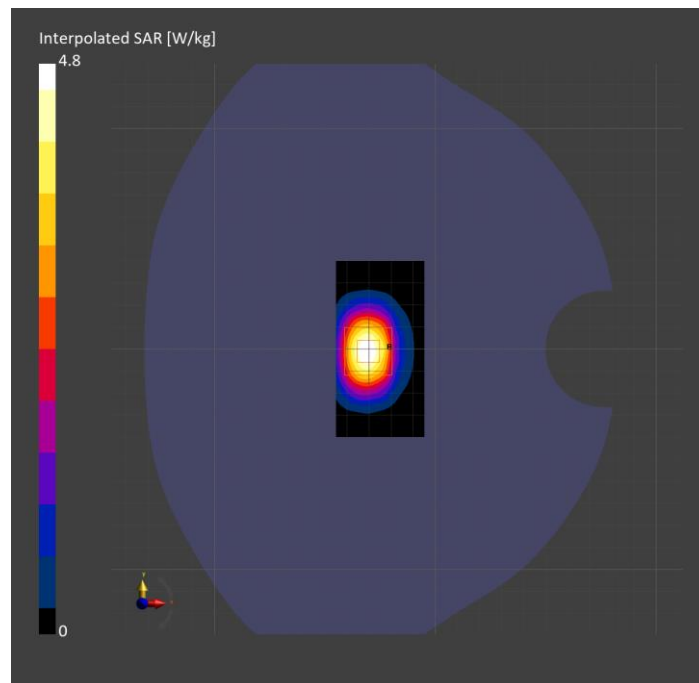
Probe Calibration Date	EX3DV4 - SN7498 2025-03-11	Phantom	Twin-SAM V5.0 (30deg probe tilt)
DAE Calibration Date	DAE4 Sn1439 2025-03-11	TSL Type	HBBL-600-10000
Software Version	16.4.0.5005		

Scans Setup

	Area Scan	Zoom Scan
Grid Extents [mm]	40.0 x 80.0	30.0 x 30.0 x 31.2
Grid Steps [mm]	10.0 x 10.0	5.0 x 5.0 x 1.5
Sensor Surface [mm]	3.0	1.4
Graded Grid	N/A	Yes
M2/M1 [%]		82.3
Dist 3dB Peak [mm]		9.0

Measurement Results

	Area Scan	Zoom Scan
psSAR1g [W/Kg]	2.42	2.45
psSAR10g [W/Kg]	1.18	1.15
Power Drift [dB]	N/A	-0.02



System Performance Check Report for D2450V2 - SN706

Exposure Conditions

Frequency [MHz] Channel Number	2450.000 0	TSL Permittivity	38.0
Group UID	CW 0--	TSL Conductivity [S/m]	1.73
Conversion Factor	7.47	Phantom Section TSL	Flat Head Simulating Liquid

Hardware Setup

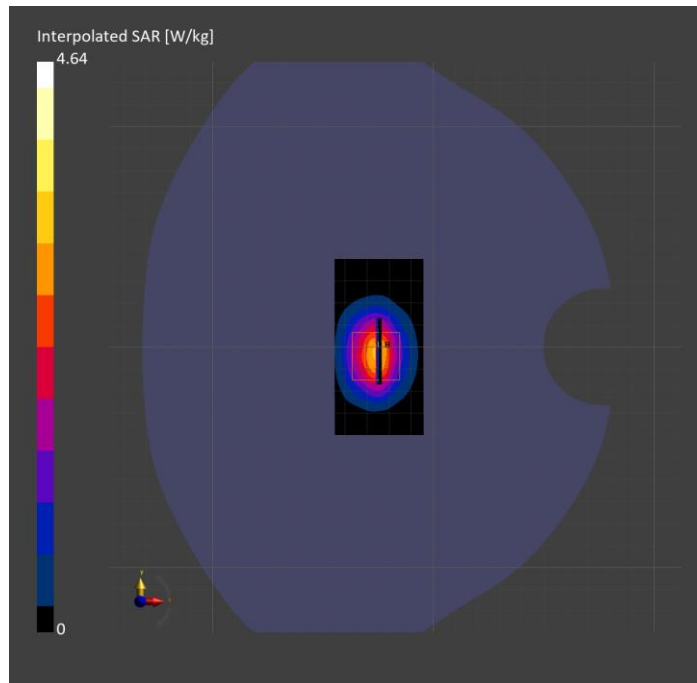
Probe Calibration Date	EX3DV4 - SN7498 2025-03-11	Phantom	Twin-SAM V5.0 (30deg probe tilt)
DAE Calibration Date	DAE4 Sn1439 2025-03-11	TSL Type	HBBL-600-10000
Software Version	16.4.0.5005		

Scans Setup

	Area Scan	Zoom Scan
Grid Extents [mm]	40.0 x 80.0	30.0 x 30.0 x 31.2
Grid Steps [mm]	10.0 x 10.0	5.0 x 5.0 x 1.5
Sensor Surface [mm]	3.0	1.4
Graded Grid	N/A	Yes
M2/M1 [%]		83.9
Dist 3dB Peak [mm]		9.1

Measurement Results

	Area Scan	Zoom Scan
psSAR1g [W/Kg]	2.46	2.40
psSAR10g [W/Kg]	1.15	1.14
Power Drift [dB]	N/A	-0.02



System Performance Check Report for D1900V2 - SN5d140

Exposure Conditions

Frequency [MHz] Channel Number	1900.000 0	TSL Permittivity	39.9
Group UID	CW 0--	TSL Conductivity [S/m]	1.33
Conversion Factor	8.27	Phantom Section TSL	Flat Head Simulating Liquid

Hardware Setup

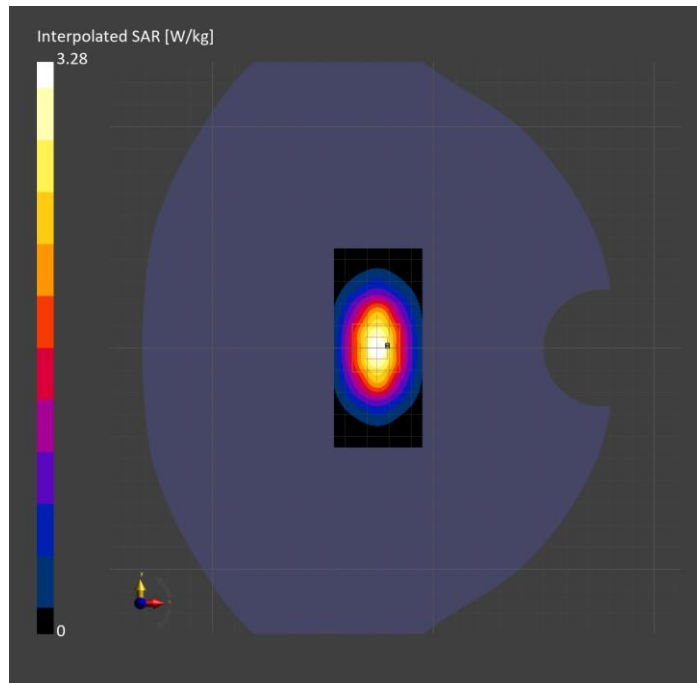
Probe Calibration Date	EX3DV4 - SN7356 2025-03-10	Phantom	Twin-SAM V8.0 (30deg probe tilt)
DAE Calibration Date	DAE4 Sn1239 2025-03-10	TSL Type	HBBL-600-10000
Software Version	16.4.0.5005		

Scans Setup

	Area Scan	Zoom Scan
Grid Extents [mm]	40.0 x 90.0	30.0 x 30.0 x 31.2
Grid Steps [mm]	10.0 x 15.0	6.0 x 6.0 x 1.5
Sensor Surface [mm]	3.0	1.4
Graded Grid	N/A	Yes
M2/M1 [%]		84.4
Dist 3dB Peak [mm]		10.3

Measurement Results

	Area Scan	Zoom Scan
psSAR1g [W/Kg]	1.89	1.82
psSAR10g [W/Kg]	0.971	0.954
Power Drift [dB]	N/A	-0.17



System Performance Check Report for D1750V2 - SN1053

Exposure Conditions

Frequency [MHz] Channel Number	1750.000 0	TSL Permittivity	39.2
Group UID	CW 0--	TSL Conductivity [S/m]	1.23
Conversion Factor	8.67	Phantom Section TSL	Flat Head Simulating Liquid

Hardware Setup

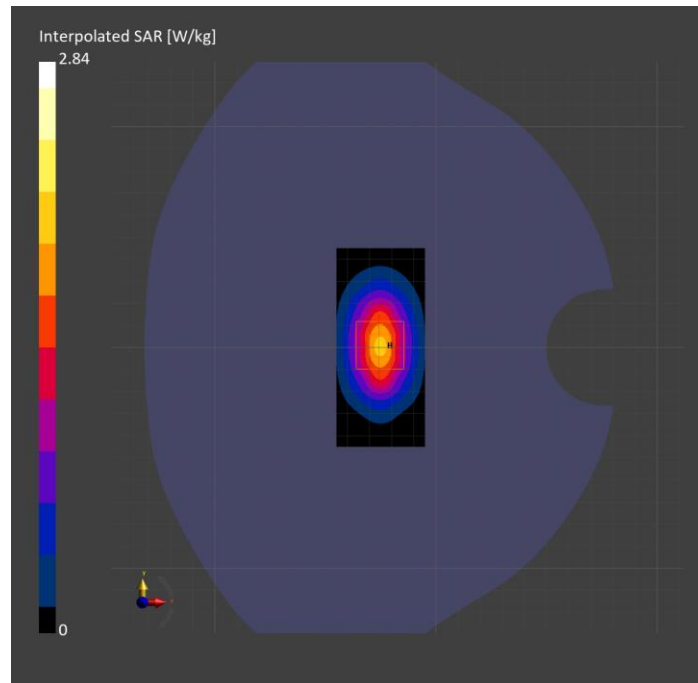
Probe Calibration Date	EX3DV4 - SN7356 2025-03-10	Phantom	Twin-SAM V8.0 (30deg probe tilt)
DAE Calibration Date	DAE4 Sn1239 2025-03-10	TSL Type	HBBL-600-10000
Software Version	16.4.0.5005		

Scans Setup

	Area Scan	Zoom Scan
Grid Extents [mm]	40.0 x 90.0	30.0 x 30.0 x 31.2
Grid Steps [mm]	10.0 x 15.0	6.0 x 6.0 x 1.5
Sensor Surface [mm]	3.0	1.4
Graded Grid	N/A	Yes
M2/M1 [> 30%]		86.7
Dist 3dB Peak [> Grid Steps Δx, Δy mm]		10.8

Measurement Results

	Area Scan	Zoom Scan
psSAR1g [W/Kg]	1.59	1.66
psSAR10g [W/Kg]	0.844	0.899
Power Drift [±0.2 dB]	N/A	-0.04



System Performance Check Report for D1640V2 - SN324

Exposure Conditions

Frequency [MHz] Channel Number	1640.000 0	TSL Permittivity	38.2
Group UID	CW 0--	TSL Conductivity [S/m]	1.22
Conversion Factor	8.8	Phantom Section TSL	Flat Head Simulating Liquid

Hardware Setup

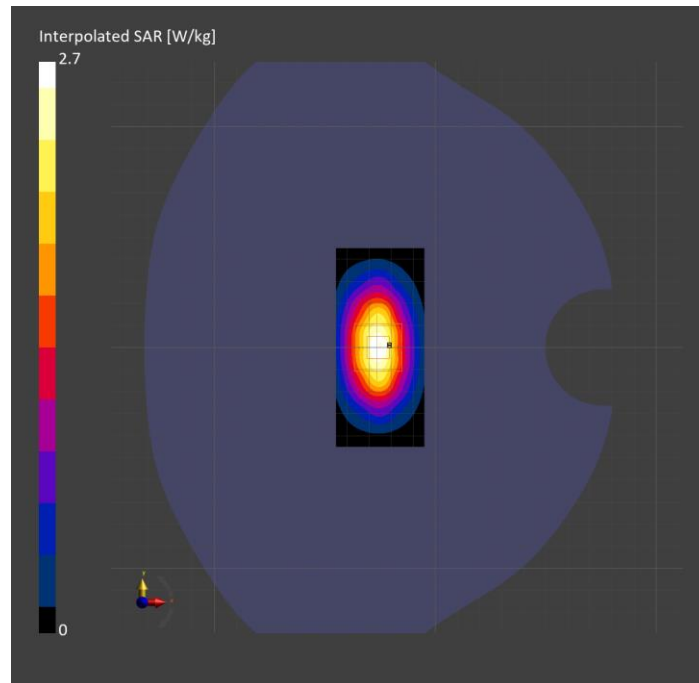
Probe Calibration Date	EX3DV4 - SN7356 2025-03-10	Phantom	Twin-SAM V8.0 (30deg probe tilt)
DAE Calibration Date	DAE4 Sn1239 2025-03-10	TSL Type	HBBL-600-10000
Software Version	16.4.0.5005		

Scans Setup

	Area Scan	Zoom Scan
Grid Extents [mm]	40.0 x 90.0	30.0 x 30.0 x 31.2
Grid Steps [mm]	10.0 x 15.0	6.0 x 6.0 x 1.5
Sensor Surface [mm]	3.0	1.4
Graded Grid	N/A	Yes
M2/M1 [> 30%]		85.4
Dist 3dB Peak [> Grid Steps Δx, Δy mm]		10.8

Measurement Results

	Area Scan	Zoom Scan
psSAR1g [W/Kg]	1.56	1.55
psSAR10g [W/Kg]	0.851	0.848
Power Drift [±0.2 dB]	N/A	-0.09



System Performance Check Report for D2600V2 - SN1036

Exposure Conditions

Frequency [MHz] Channel Number	2600.000 0	TSL Permittivity	41.9
Group UID	CW 0--	TSL Conductivity [S/m]	1.89
Conversion Factor	7.52	Phantom Section TSL	Flat Head Simulating Liquid

Hardware Setup

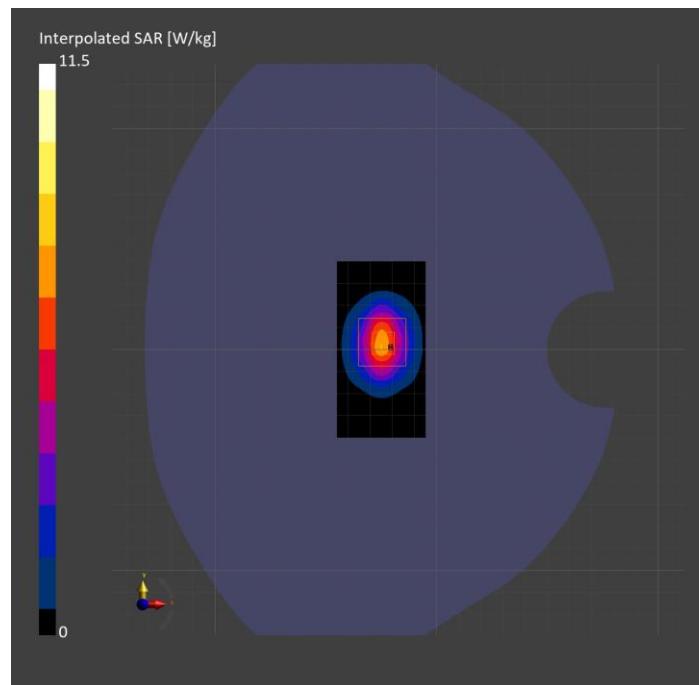
Probe Calibration Date	EX3DV4 - SN7356 2025-03-10	Phantom	Twin-SAM V8.0 (30deg probe tilt)
DAE Calibration Date	DAE4 Sn1239 2025-03-10	TSL Type	HBBL-600-10000
Software Version	16.4.0.5005		

Scans Setup

	Area Scan	Zoom Scan
Grid Extents [mm]	40.0 x 80.0	30.0 x 30.0 x 31.2
Grid Steps [mm]	10.0 x 10.0	5.0 x 5.0 x 1.5
Sensor Surface [mm]	3.0	1.4
Graded Grid	N/A	Yes
M2/M1 [> 30%]		80.7
Dist 3dB Peak [> Grid Steps Δx, Δy mm]		9.0

Measurement Results

	Area Scan	Zoom Scan
psSAR1g [W/Kg]	5.62	5.61
psSAR10g [W/Kg]	2.50	2.56
Power Drift [±0.2 dB]	N/A	-0.05



System Performance Check Report for D1750V2 - SN1053

Exposure Conditions

Frequency [MHz] Channel Number	1750.000 0	TSL Permittivity	36.7
Group UID	CW 0--	TSL Conductivity [S/m]	1.26
Conversion Factor	8.1	Phantom Section TSL	Flat Head Simulating Liquid

Hardware Setup

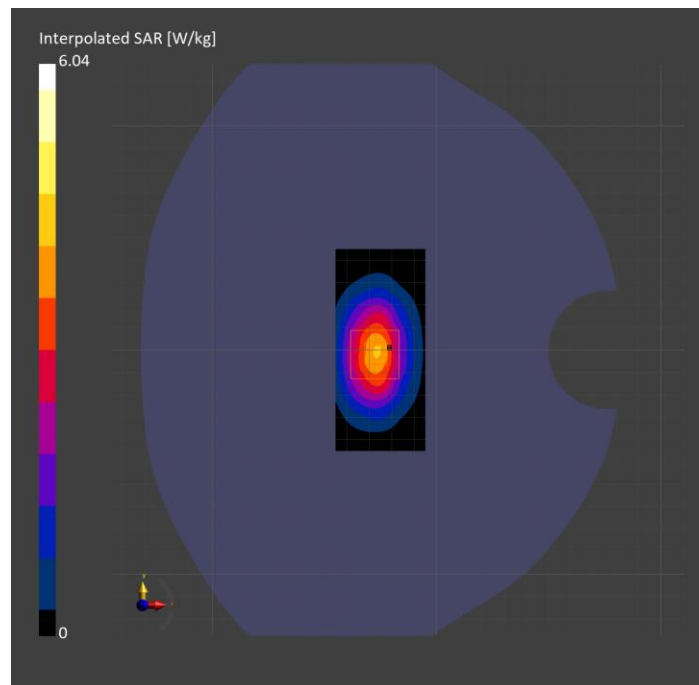
Probe Calibration Date	EX3DV4 - SN7589 2025-04-08	Phantom	Twin-SAM V5.0 (30deg probe tilt)
DAE Calibration Date	DAE4ip Sn1619 2025-04-10	TSL Type	HBBL-600-10000
Software Version	16.4.0.5005		

Scans Setup

	Area Scan	Zoom Scan
Grid Extents [mm]	40.0 x 90.0	30.0 x 30.0 x 31.2
Grid Steps [mm]	10.0 x 15.0	6.0 x 6.0 x 1.5
Sensor Surface [mm]	3.0	1.4
Graded Grid	N/A	Yes
M2/M1 [%]		83.4
Dist 3dB Peak [mm]		10.8

Measurement Results

	Area Scan	Zoom Scan
psSAR1g [W/Kg]	3.31	3.36
psSAR10g [W/Kg]	1.80	1.80
Power Drift [dB]	N/A	-0.04



System Performance Check Report for D750V3 - SN1071

Exposure Conditions

Frequency [MHz] Channel Number	750.000 0	TSL Permittivity	39.9
Group UID	CW 0--	TSL Conductivity [S/m]	0.842
Conversion Factor	9.81	Phantom Section TSL	Flat Head Simulating Liquid

Hardware Setup

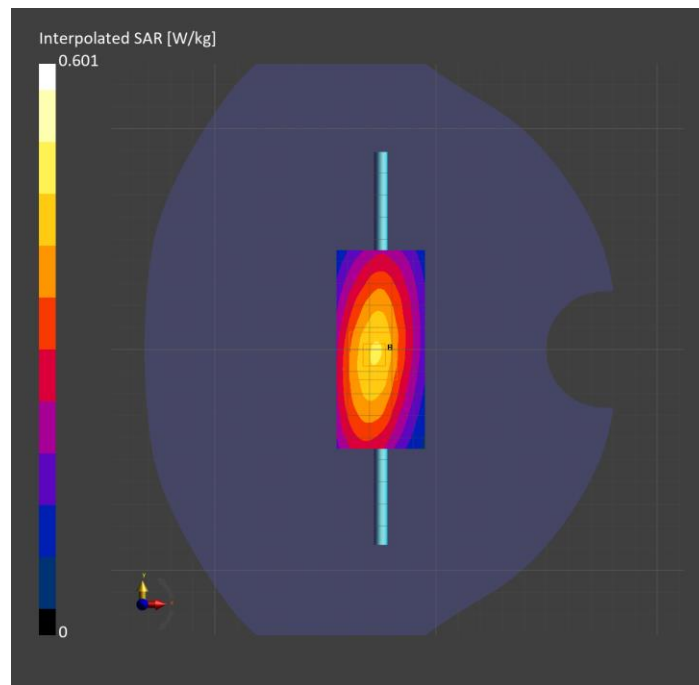
Probe Calibration Date	EX3DV4 - SN7589 2025-04-08	Phantom	Twin-SAM V5.0 (30deg probe tilt)
DAE Calibration Date	DAE4ip Sn1619 2025-04-10	TSL Type	HBBL-600-10000
Software Version	16.4.0.5005		

Scans Setup

	Area Scan	Zoom Scan
Grid Extents [mm]	40.0 x 90.0	30.0 x 30.0 x 31.2
Grid Steps [mm]	10.0 x 15.0	6.0 x 6.0 x 1.5
Sensor Surface [mm]	3.0	1.4
Graded Grid	N/A	Yes
M2/M1 [%]		87.9
Dist 3dB Peak [mm]		19.0

Measurement Results

	Area Scan	Zoom Scan
psSAR1g [W/Kg]	0.399	0.400
psSAR10g [W/Kg]	0.267	0.266
Power Drift [dB]	N/A	0.01



System Performance Check Report for D1900V2 - SN5d140

Exposure Conditions

Frequency [MHz] Channel Number	1900.000 0	TSL Permittivity	41.7
Group UID	CW 0--	TSL Conductivity [S/m]	1.39
Conversion Factor	7.87	Phantom Section TSL	Flat Head Simulating Liquid

Hardware Setup

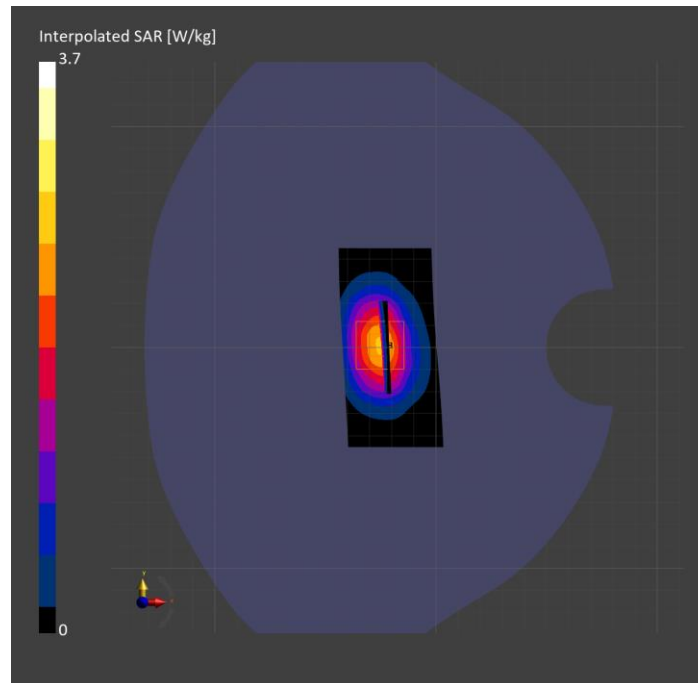
Probe Calibration Date	EX3DV4 - SN7589 2025-04-08	Phantom	Twin-SAM V5.0 (30deg probe tilt)
DAE Calibration Date	DAE4ip Sn1619 2025-04-10	TSL Type	HBBL-600-10000
Software Version	16.4.0.5005		

Scans Setup

	Area Scan	Zoom Scan
Grid Extents [mm]	40.0 x 90.0	42.0 x 42.0 x 31.2
Grid Steps [mm]	10.0 x 15.0	6.0 x 6.0 x 1.5
Sensor Surface [mm]	3.0	1.4
Graded Grid	N/A	Yes
M2/M1 [%]		84.1
Dist 3dB Peak [mm]		10.1

Measurement Results

	Area Scan	Zoom Scan
psSAR1g [W/Kg]	2.05	2.04
psSAR10g [W/Kg]	1.11	1.09
Power Drift [dB]	N/A	-0.02



System Performance Check Report for D835V2 - SN4d002

Exposure Conditions

Frequency [MHz] Channel Number	835.000 0	TSL Permittivity	38.7
Group UID	CW 0--	TSL Conductivity [S/m]	0.925
Conversion Factor	9.35	Phantom Section TSL	Flat Head Simulating Liquid

Hardware Setup

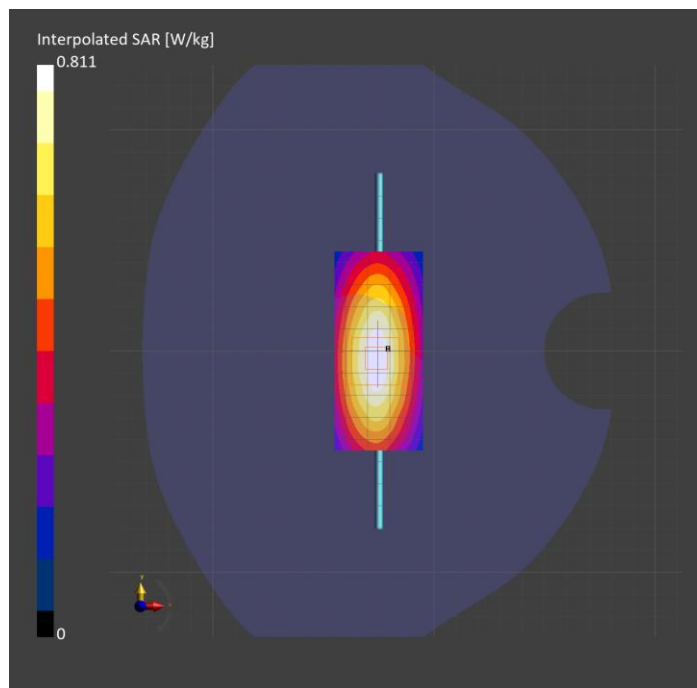
Probe Calibration Date	EX3DV4 - SN7589 (Sensor X Alignment Disabled) 2025-04-08	Phantom	Twin-SAM V5.0 (30deg probe tilt)
DAE Calibration Date	DAE4ip Sn1619 2025-04-10	TSL Type	HBBL-600-10000
Software Version	16.4.0.5005		

Scans Setup

	Area Scan	Zoom Scan
Grid Extents [mm]	40.0 x 90.0	30.0 x 30.0 x 31.2
Grid Steps [mm]	10.0 x 15.0	6.0 x 6.0 x 1.5
Sensor Surface [mm]	3.0	1.4
Graded Grid	N/A	Yes
M2/M1 [%]		86.9
Dist 3dB Peak [mm]		19.6

Measurement Results

	Area Scan	Zoom Scan
psSAR1g [W/Kg]	0.530	0.525
psSAR10g [W/Kg]	0.348	0.344
Power Drift [dB]	N/A	0.01



System Performance Check Report for D835V2 - SN4d117

Exposure Conditions

Frequency [MHz] Channel Number	835.000 0	TSL Permittivity	38.6
Group UID	CW 0--	TSL Conductivity [S/m]	0.887
Conversion Factor	9.35	Phantom Section TSL	Flat Head Simulating Liquid

Hardware Setup

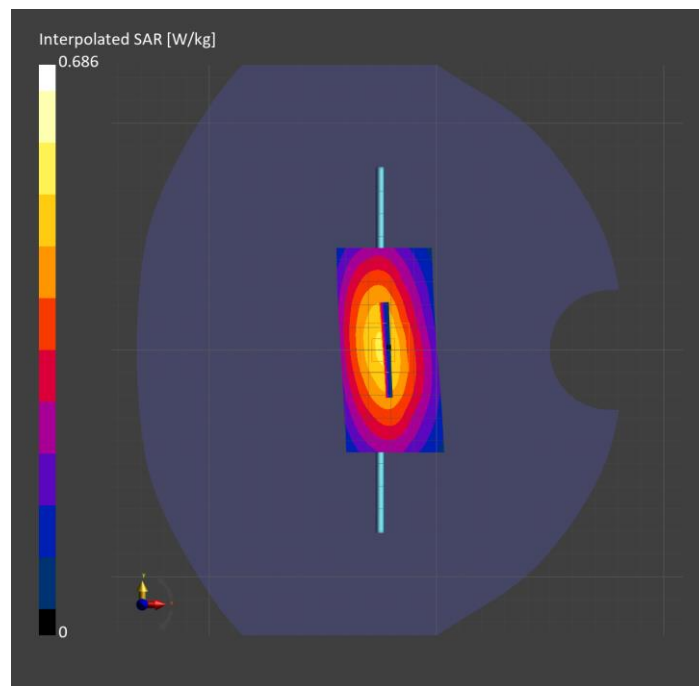
Probe Calibration Date	EX3DV4 - SN7589 (Sensor X Alignment Disabled) 2025-04-08	Phantom	Twin-SAM V5.0 (30deg probe tilt)
DAE Calibration Date	DAE4ip Sn1619 2025-04-10	TSL Type	HBBL-600-10000
Software Version	16.4.0.5005		

Scans Setup

	Area Scan	Zoom Scan
Grid Extents [mm]	40.0 x 90.0	42.0 x 42.0 x 31.2
Grid Steps [mm]	10.0 x 15.0	6.0 x 6.0 x 1.5
Sensor Surface [mm]	3.0	1.4
Graded Grid	N/A	Yes
M2/M1 [%]		88.5
Dist 3dB Peak [mm]		17.4

Measurement Results

	Area Scan	Zoom Scan
psSAR1g [W/Kg]	0.459	0.456
psSAR10g [W/Kg]	0.305	0.300
Power Drift [dB]	N/A	0.03



System Performance Check Report for D750V3 - SN1024

Exposure Conditions

Frequency [MHz] Channel Number	750.000 0	TSL Permittivity	40.2
Group UID	CW 0--	TSL Conductivity [S/m]	0.884
Conversion Factor	9.81	Phantom Section TSL	Flat Head Simulating Liquid

Hardware Setup

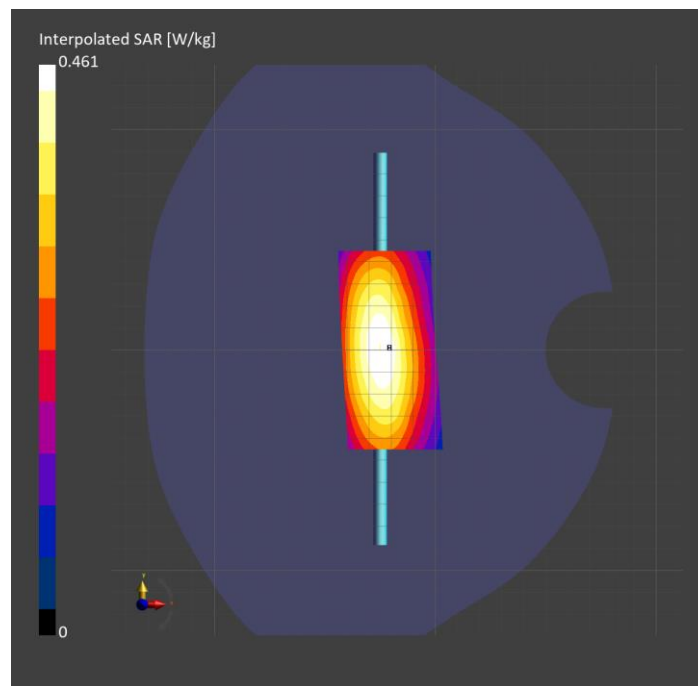
Probe Calibration Date	EX3DV4 - SN7589 (Sensor X Alignment Disabled) 2025-04-08	Phantom	Twin-SAM V5.0 (30deg probe tilt)
DAE Calibration Date	DAE4ip Sn1619 2025-04-10	TSL Type	HBBL-600-10000
Software Version	16.4.0.5005		

Scans Setup

	Area Scan	Zoom Scan
Grid Extents [mm]	40.0 x 90.0	42.0 x 42.0 x 31.2
Grid Steps [mm]	10.0 x 15.0	6.0 x 6.0 x 1.5
Sensor Surface [mm]	3.0	1.4
Graded Grid	N/A	Yes
M2/M1 [> 30%]		86.6
Dist 3dB Peak [> Grid Steps Δx, Δy mm]		19.0

Measurement Results

	Area Scan	Zoom Scan
psSAR1g [W/Kg]	0.402	0.393
psSAR10g [W/Kg]	0.272	0.255
Power Drift [±0.2 dB]	N/A	-0.07



System Performance Check Report for D1750V2 - SN1053

Exposure Conditions

Frequency [MHz] Channel Number	1750.000 0	TSL Permittivity	40.7
Group UID	CW 0--	TSL Conductivity [S/m]	1.26
Conversion Factor	8.19	Phantom Section TSL	Flat Head Simulating Liquid

Hardware Setup

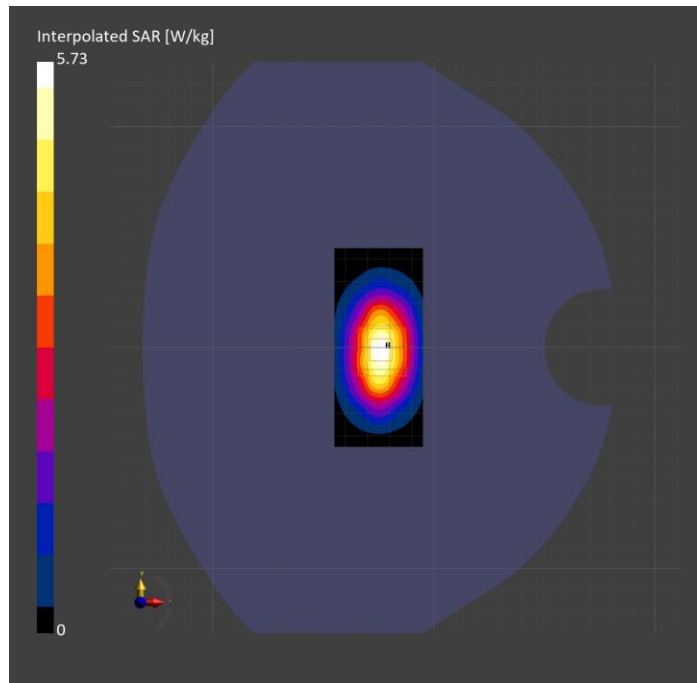
Probe Calibration Date	EX3DV4 - SN7908 2025-03-03	Phantom	Twin-SAM V8.0 (30deg probe tilt)
DAE Calibration Date	DAE4 Sn1433 2025-02-05	TSL Type	HBBL-600-10000
Software Version	16.4.0.5005		

Scans Setup

	Area Scan	Zoom Scan
Grid Extents [mm]	40.0 x 90.0	30.0 x 30.0 x 31.2
Grid Steps [mm]	10.0 x 15.0	6.0 x 6.0 x 1.5
Sensor Surface [mm]	3.0	1.4
Graded Grid	N/A	Yes
M2/M1 [%]		85.5
Dist 3dB Peak [mm]		10.3

Measurement Results

	Area Scan	Zoom Scan
psSAR1g [W/Kg]	3.35	3.31
psSAR10g [W/Kg]	1.79	1.80
Power Drift [dB]	N/A	-0.00



System Performance Check Report for D1900V2 - SN5d140

Exposure Conditions

Frequency [MHz] Channel Number	1900.000 0	TSL Permittivity	38.7
Group UID	CW 0--	TSL Conductivity [S/m]	1.37
Conversion Factor	7.81	Phantom Section TSL	Flat Head Simulating Liquid

Hardware Setup

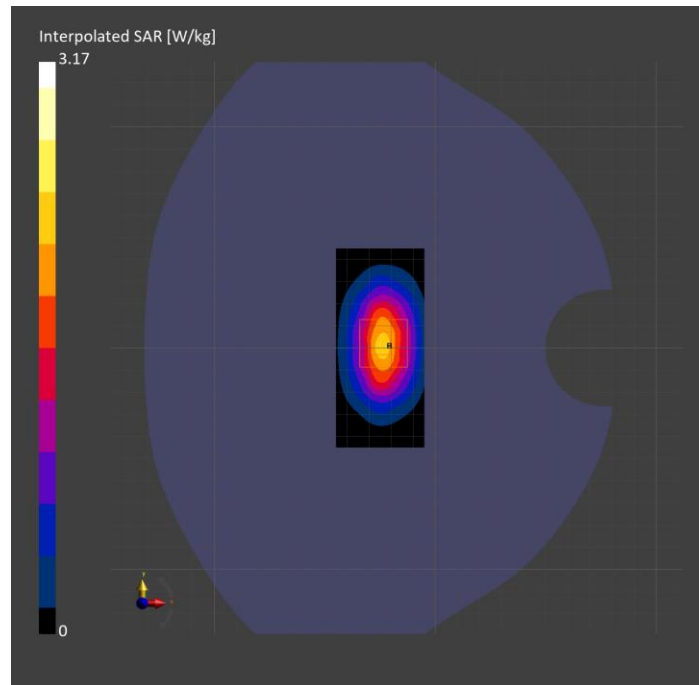
Probe Calibration Date	EX3DV4 - SN7908 2025-03-03	Phantom	Twin-SAM V8.0 (30deg probe tilt)
DAE Calibration Date	DAE4 Sn1433 2025-02-05	TSL Type	HBBL-600-10000
Software Version	16.4.0.5005		

Scans Setup

	Area Scan	Zoom Scan
Grid Extents [mm]	40.0 x 90.0	30.0 x 30.0 x 31.2
Grid Steps [mm]	10.0 x 15.0	6.0 x 6.0 x 1.5
Sensor Surface [mm]	3.0	1.4
Graded Grid	N/A	Yes
M2/M1 [> 30%]		84.9
Dist 3dB Peak [> Grid Steps Δx, Δy mm]		10.8

Measurement Results

	Area Scan	Zoom Scan
psSAR1g [W/Kg]	1.81	1.81
psSAR10g [W/Kg]	0.962	0.987
Power Drift [±0.2 dB]	N/A	0.01



System Performance Check Report for D1750V2 - SN1050

Exposure Conditions

Frequency [MHz] Channel Number	1750.000 0	TSL Permittivity	42.0
Group UID	CW 0--	TSL Conductivity [S/m]	1.28
Conversion Factor	8.19	Phantom Section TSL	Flat Head Simulating Liquid

Hardware Setup

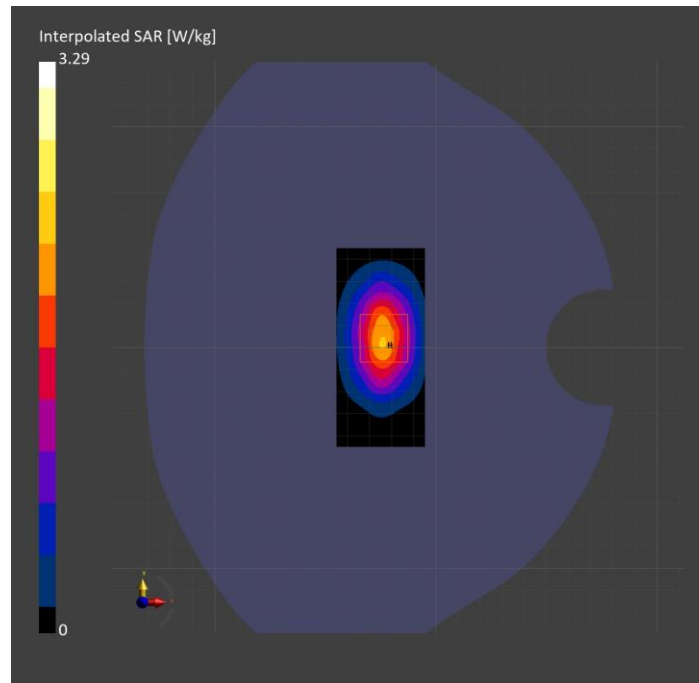
Probe Calibration Date	EX3DV4 - SN7908 2025-03-03	Phantom	Twin-SAM V8.0 (30deg probe tilt)
DAE Calibration Date	DAE4 Sn1433 2025-02-05	TSL Type	HBBL-600-10000
Software Version	16.4.0.5005		

Scans Setup

	Area Scan	Zoom Scan
Grid Extents [mm]	40.0 x 90.0	30.0 x 30.0 x 31.2
Grid Steps [mm]	10.0 x 15.0	6.0 x 6.0 x 1.5
Sensor Surface [mm]	3.0	1.4
Graded Grid	N/A	Yes
M2/M1 [> 30%]		83.9
Dist 3dB Peak [> Grid Steps Δx, Δy mm]		10.8

Measurement Results

	Area Scan	Zoom Scan
psSAR1g [W/Kg]	1.81	1.84
psSAR10g [W/Kg]	0.974	1.01
Power Drift [±0.2 dB]	N/A	-0.05



System Performance Check Report for D1750V2 - SN1053

Exposure Conditions

Frequency [MHz] Channel Number	1750.000 0	TSL Permittivity	41.5
Group UID	CW 0--	TSL Conductivity [S/m]	1.27
Conversion Factor	7.6	Phantom Section TSL	Flat Head Simulating Liquid

Hardware Setup

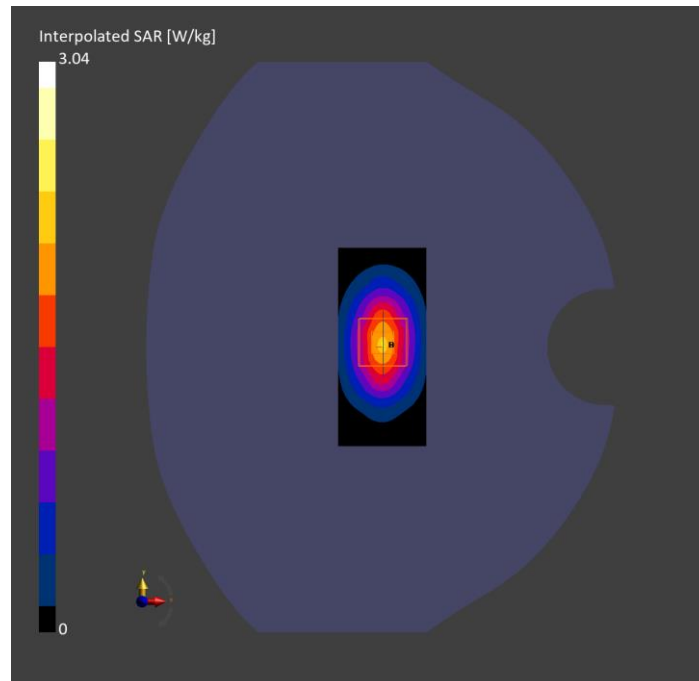
Probe Calibration Date	EX3DV4 - SN7807 2025-05-08	Phantom	Twin-SAM V8.0 (30deg probe tilt)
DAE Calibration Date	DAE4 Sn1796 2025-05-09	TSL Type	HBBL-600-10000
Software Version	16.4.0.5005		

Scans Setup

	Area Scan	Zoom Scan
Grid Extents [mm]	40.0 x 90.0	30.0 x 30.0 x 31.2
Grid Steps [mm]	10.0 x 15.0	6.0 x 6.0 x 1.5
Sensor Surface [mm]	3.0	1.4
Graded Grid	N/A	Yes
M2/M1 [%]		83.8
Dist 3dB Peak [mm]		10.8

Measurement Results

	Area Scan	Zoom Scan
psSAR1g [W/Kg]	1.68	1.71
psSAR10g [W/Kg]	0.901	0.937
Power Drift [dB]	N/A	0.02



System Performance Check Report for D1900V2 - SN5d140

Exposure Conditions

Frequency [MHz] Channel Number	1900.000 0	TSL Permittivity	40.9
Group UID	CW 0--	TSL Conductivity [S/m]	1.41
Conversion Factor	7.36	Phantom Section TSL	Flat Head Simulating Liquid

Hardware Setup

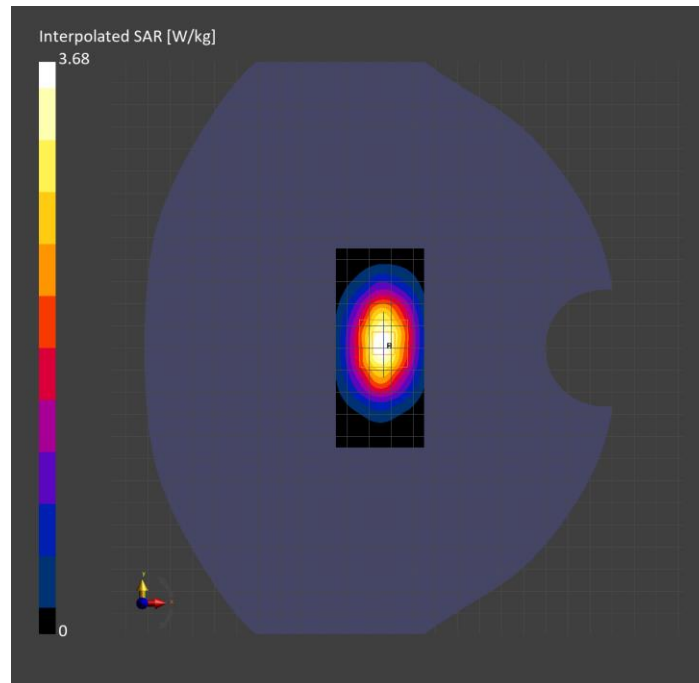
Probe Calibration Date	EX3DV4 - SN7807 2025-05-08	Phantom	Twin-SAM V8.0 (30deg probe tilt)
DAE Calibration Date	DAE4 Sn1796 2025-05-09	TSL Type	HBBL-600-10000
Software Version	16.4.0.5005		

Scans Setup

	Area Scan	Zoom Scan
Grid Extents [mm]	40.0 x 90.0	30.0 x 30.0 x 31.2
Grid Steps [mm]	10.0 x 15.0	6.0 x 6.0 x 1.5
Sensor Surface [mm]	3.0	1.4
Graded Grid	N/A	Yes
M2/M1 [> 30%]		85.0
Dist 3dB Peak [> Grid Steps Δx, Δy mm]		10.8

Measurement Results

	Area Scan	Zoom Scan
psSAR1g [W/Kg]	2.11	2.11
psSAR10g [W/Kg]	1.11	1.13
Power Drift [±0.2 dB]	N/A	0.02



System Performance Check Report for D750V3 - SN1071

Exposure Conditions

Frequency [MHz] Channel Number	750.000 0	TSL Permittivity	39.3
Group UID	CW 0--	TSL Conductivity [S/m]	0.827
Conversion Factor	9.5	Phantom Section TSL	Flat Head Simulating Liquid

Hardware Setup

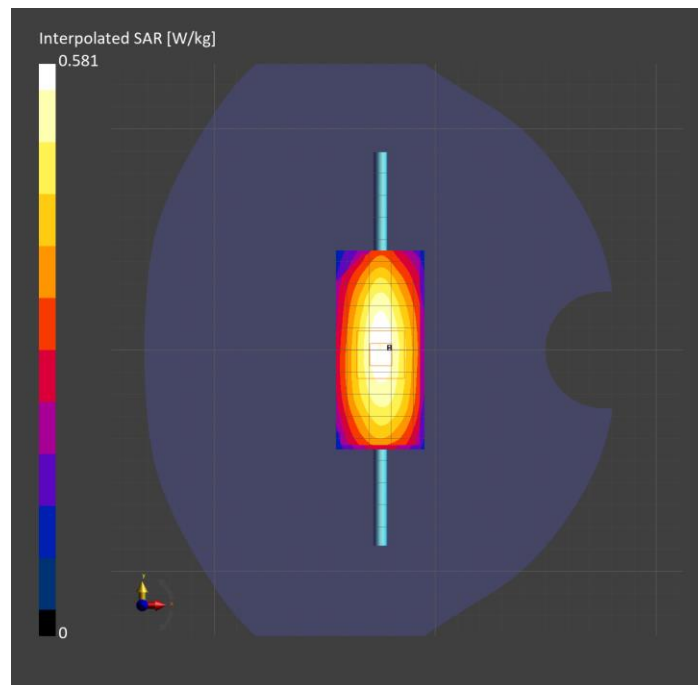
Probe Calibration Date	EX3DV4 - SN7910 2025-02-23	Phantom	Twin-SAM V8.0 (30deg probe tilt)
DAE Calibration Date	DAE4ip Sn1882 2025-02-12	TSL Type	HBBL-600-10000
Software Version	16.4.0.5005		

Scans Setup

	Area Scan	Zoom Scan
Grid Extents [mm]	40.0 x 90.0	30.0 x 30.0 x 31.2
Grid Steps [mm]	10.0 x 15.0	6.0 x 6.0 x 1.5
Sensor Surface [mm]	3.0	1.4
Graded Grid	N/A	Yes
M2/M1 [%]		87.9
Dist 3dB Peak [mm]		> 15.0

Measurement Results

	Area Scan	Zoom Scan
psSAR1g [W/Kg]	0.395	0.386
psSAR10g [W/Kg]	0.263	0.257
Power Drift [dB]	N/A	-0.03



System Performance Check Report for D835V2 - SN4d002

Exposure Conditions

Frequency [MHz] Channel Number	835.000 0	TSL Permittivity	42.6
Group UID	CW 0--	TSL Conductivity [S/m]	0.939
Conversion Factor	9.16	Phantom Section TSL	Flat Head Simulating Liquid

Hardware Setup

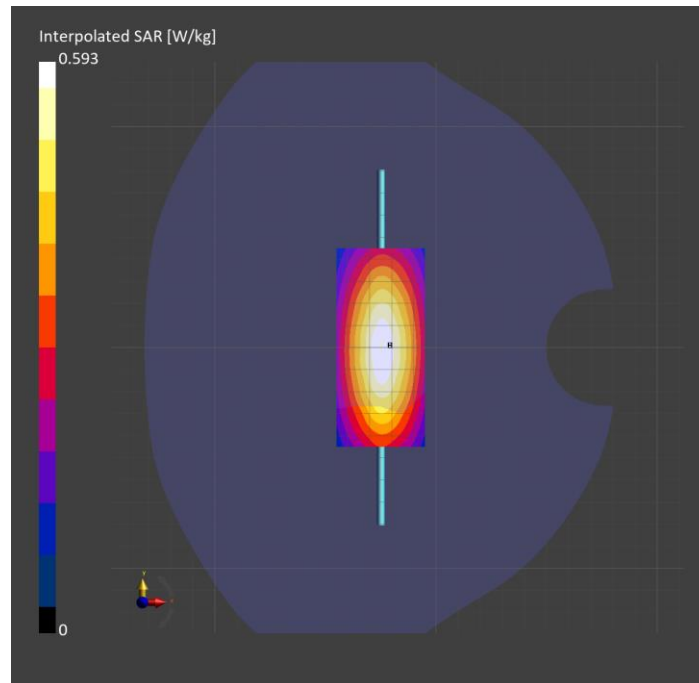
Probe Calibration Date	EX3DV4 - SN7910 2025-02-23	Phantom	Twin-SAM V8.0 (30deg probe tilt)
DAE Calibration Date	DAE4ip Sn1882 2025-02-12	TSL Type	HBBL-600-10000
Software Version	16.4.0.5005		

Scans Setup

	Area Scan	Zoom Scan
Grid Extents [mm]	40.0 x 90.0	30.0 x 30.0 x 31.2
Grid Steps [mm]	10.0 x 15.0	6.0 x 6.0 x 1.5
Sensor Surface [mm]	3.0	1.4
Graded Grid	N/A	Yes
M2/M1 [%]		85.9
Dist 3dB Peak [mm]		16.9

Measurement Results

	Area Scan	Zoom Scan
psSAR1g [W/Kg]	0.511	0.518
psSAR10g [W/Kg]	0.335	0.343
Power Drift [dB]	N/A	-0.05



System Performance Check Report for D835V2 - SN4d117

Exposure Conditions

Frequency [MHz] Channel Number	835.000 0	TSL Permittivity	40.7
Group UID	CW 0--	TSL Conductivity [S/m]	0.901
Conversion Factor	9.16	Phantom Section TSL	Flat Head Simulating Liquid

Hardware Setup

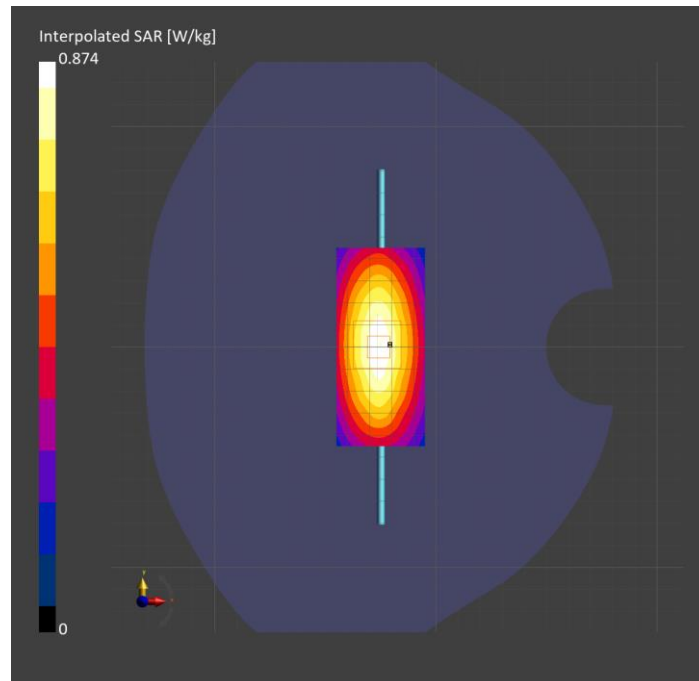
Probe Calibration Date	EX3DV4 - SN7910 2025-02-23	Phantom	Twin-SAM V8.0 (30deg probe tilt)
DAE Calibration Date	DAE4ip Sn1882 2025-02-12	TSL Type	HBBL-600-10000
Software Version	16.4.0.5005		

Scans Setup

	Area Scan	Zoom Scan
Grid Extents [mm]	40.0 x 90.0	30.0 x 30.0 x 31.2
Grid Steps [mm]	10.0 x 15.0	6.0 x 6.0 x 1.5
Sensor Surface [mm]	3.0	1.4
Graded Grid	N/A	Yes
M2/M1 [> 30%]		83.6
Dist 3dB Peak [> Grid Steps Δx, Δy mm]		> 15.0

Measurement Results

	Area Scan	Zoom Scan
psSAR1g [W/Kg]	0.517	0.526
psSAR10g [W/Kg]	0.339	0.344
Power Drift [±0.2 dB]	N/A	-0.02



System Performance Check Report for D750V3 - SN1024

Exposure Conditions

Frequency [MHz] Channel Number	750.000 0	TSL Permittivity	40.8
Group UID	CW 0--	TSL Conductivity [S/m]	0.853
Conversion Factor	9.5	Phantom Section TSL	Flat Head Simulating Liquid

Hardware Setup

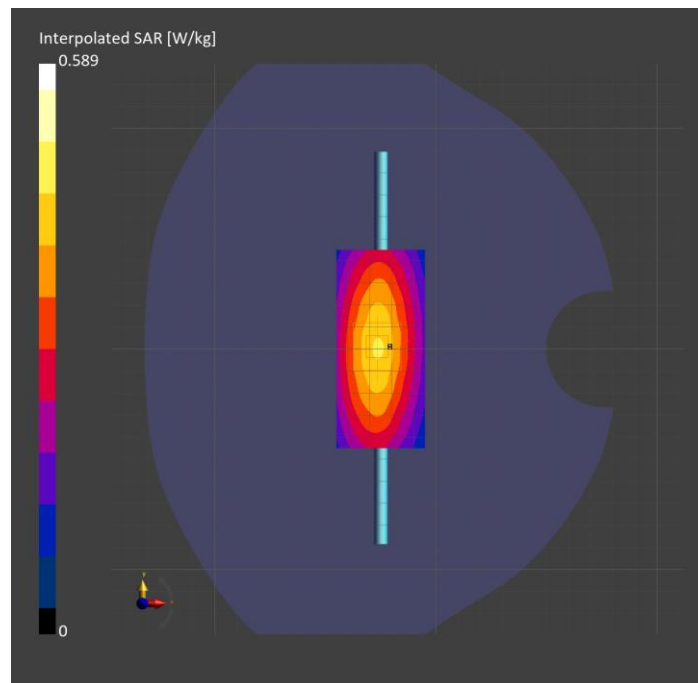
Probe Calibration Date	EX3DV4 - SN7910 2025-02-23	Phantom	Twin-SAM V8.0 (30deg probe tilt)
DAE Calibration Date	DAE4ip Sn1882 2025-02-12	TSL Type	HBBL-600-10000
Software Version	16.4.0.5005		

Scans Setup

	Area Scan	Zoom Scan
Grid Extents [mm]	40.0 x 90.0	30.0 x 30.0 x 31.2
Grid Steps [mm]	10.0 x 15.0	6.0 x 6.0 x 1.5
Sensor Surface [mm]	3.0	1.4
Graded Grid	N/A	Yes
M2/M1 [> 30%]		87.4
Dist 3dB Peak [> Grid Steps Δx, Δy mm]		> 15.0

Measurement Results

	Area Scan	Zoom Scan
psSAR1g [W/Kg]	0.390	0.389
psSAR10g [W/Kg]	0.261	0.258
Power Drift [±0.2 dB]	N/A	-0.03



System Performance Check Report for D750V3 - SN1071

Exposure Conditions

Frequency [MHz] Channel Number	750.000 0	TSL Permittivity	42.0
Group UID	CW 0--	TSL Conductivity [S/m]	0.830
Conversion Factor	9.48	Phantom Section TSL	Flat Head Simulating Liquid

Hardware Setup

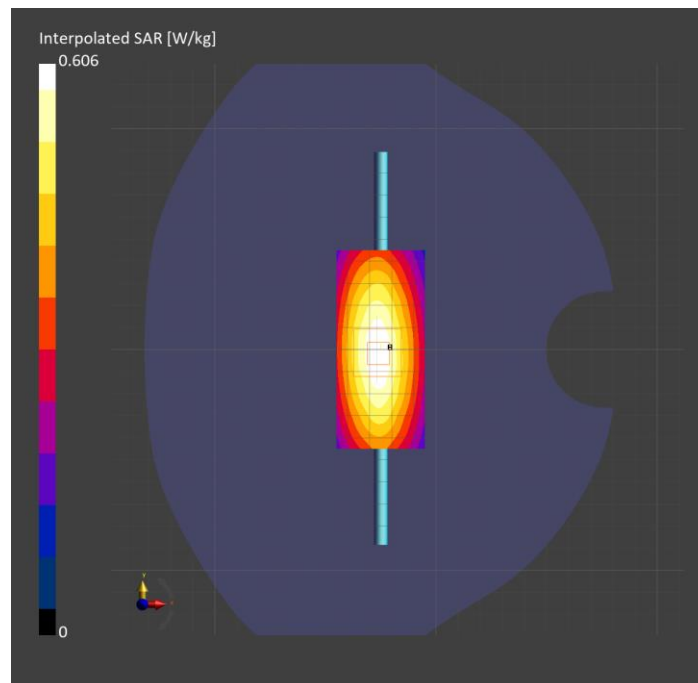
Probe Calibration Date	EX3DV4 - SN7909 2025-02-05	Phantom	Twin-SAM V8.0 (30deg probe tilt)
DAE Calibration Date	DAE4ip Sn1883 2025-02-17	TSL Type	HBBL-600-10000
Software Version	16.4.0.5005		

Scans Setup

	Area Scan	Zoom Scan
Grid Extents [mm]	40.0 x 90.0	30.0 x 30.0 x 31.2
Grid Steps [mm]	10.0 x 15.0	6.0 x 6.0 x 1.5
Sensor Surface [mm]	3.0	1.4
Graded Grid	N/A	Yes
M2/M1 [%]		86.1
Dist 3dB Peak [mm]		> 15.0

Measurement Results

	Area Scan	Zoom Scan
psSAR1g [W/Kg]	0.392	0.390
psSAR10g [W/Kg]	0.263	0.260
Power Drift [dB]	N/A	0.00



System Performance Check Report for D835V2 - SN4d002

Exposure Conditions

Frequency [MHz] Channel Number	835.000 0	TSL Permittivity	44.2
Group UID	CW 0--	TSL Conductivity [S/m]	0.877
Conversion Factor	9.09	Phantom Section TSL	Flat Head Simulating Liquid

Hardware Setup

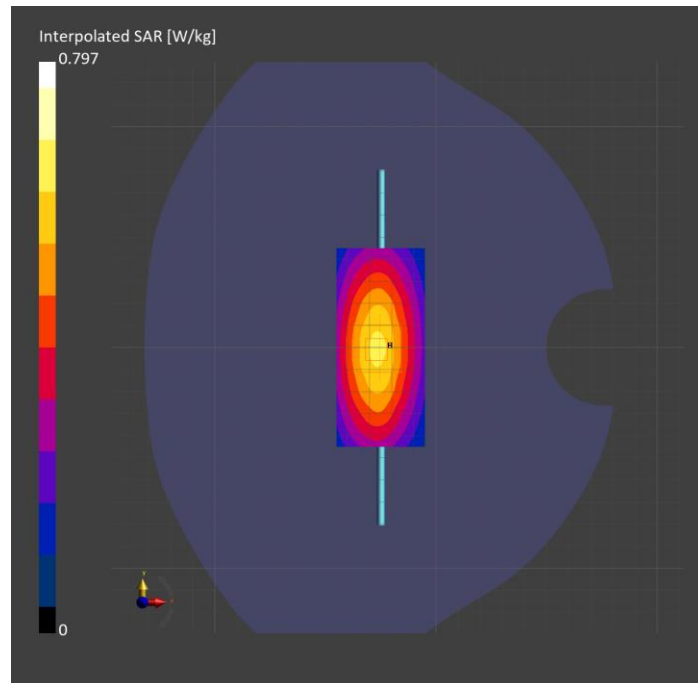
Probe Calibration Date	EX3DV4 - SN7909 2025-02-05	Phantom	Twin-SAM V8.0 (30deg probe tilt)
DAE Calibration Date	DAE4ip Sn1883 2025-02-17	TSL Type	HBBL-600-10000
Software Version	16.4.0.5005		

Scans Setup

	Area Scan	Zoom Scan
Grid Extents [mm]	40.0 x 90.0	30.0 x 30.0 x 31.2
Grid Steps [mm]	10.0 x 15.0	6.0 x 6.0 x 1.5
Sensor Surface [mm]	3.0	1.4
Graded Grid	N/A	Yes
M2/M1 [%]		86.2
Dist 3dB Peak [mm]		20.5

Measurement Results

	Area Scan	Zoom Scan
psSAR1g [W/Kg]	0.537	0.512
psSAR10g [W/Kg]	0.356	0.337
Power Drift [dB]	N/A	-0.17



System Performance Check Report for D835V2 - SN4d117

Exposure Conditions

Frequency [MHz] Channel Number	835.000 0	TSL Permittivity	44.0
Group UID	CW 0--	TSL Conductivity [S/m]	0.921
Conversion Factor	9.09	Phantom Section TSL	Flat Head Simulating Liquid

Hardware Setup

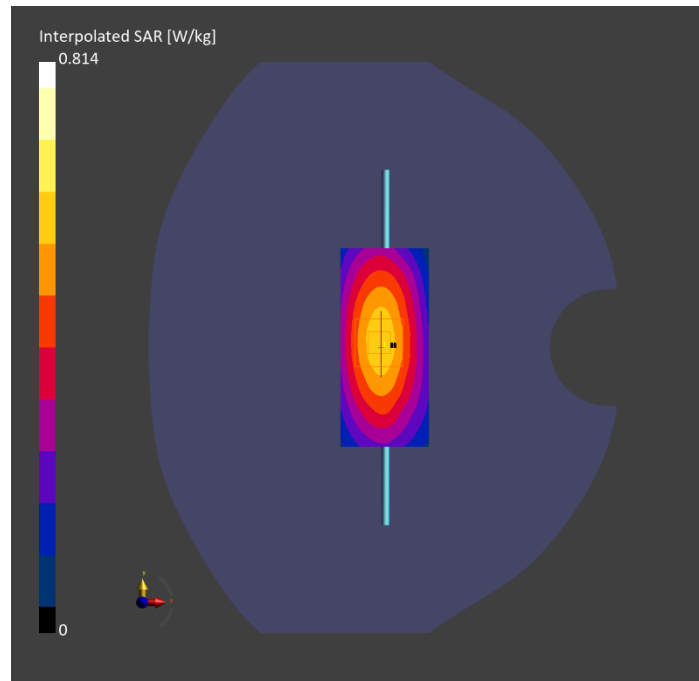
Probe Calibration Date	EX3DV4 - SN7909 2025-02-05	Phantom	Twin-SAM V8.0 (30deg probe tilt)
DAE Calibration Date	DAE4ip Sn1883 2025-02-17	TSL Type	HBBL-600-10000
Software Version	16.4.0.5005		

Scans Setup

	Area Scan	Zoom Scan
Grid Extents [mm]	40.0 x 90.0	30.0 x 30.0 x 31.2
Grid Steps [mm]	10.0 x 15.0	6.0 x 6.0 x 1.5
Sensor Surface [mm]	3.0	1.4
Graded Grid	N/A	Yes
M2/M1 [%]		87.4
Dist 3dB Peak [mm]		19.7

Measurement Results

	Area Scan	Zoom Scan
psSAR1g [W/Kg]	0.518	0.528
psSAR10g [W/Kg]	0.346	0.343
Power Drift [dB]	N/A	-0.19



System Performance Check Report for D750V3 - SN1024

Exposure Conditions

Frequency [MHz] Channel Number	750.000 0	TSL Permittivity	41.2
Group UID	CW 0--	TSL Conductivity [S/m]	0.851
Conversion Factor	9.48	Phantom Section TSL	Flat Head Simulating Liquid

Hardware Setup

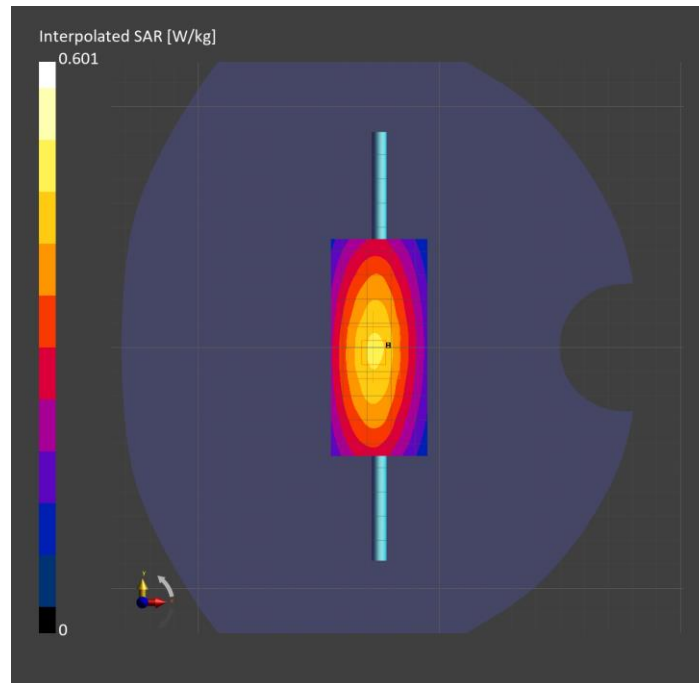
Probe Calibration Date	EX3DV4 - SN7909 2025-02-05	Phantom	Twin-SAM V8.0 (30deg probe tilt)
DAE Calibration Date	DAE4ip Sn1883 2025-02-17	TSL Type	HBBL-600-10000
Software Version	16.4.0.5005		

Scans Setup

	Area Scan	Zoom Scan
Grid Extents [mm]	40.0 x 90.0	30.0 x 30.0 x 31.2
Grid Steps [mm]	10.0 x 15.0	6.0 x 6.0 x 1.5
Sensor Surface [mm]	3.0	1.4
Graded Grid	N/A	Yes
M2/M1 [> 30%]		88.0
Dist 3dB Peak [> Grid Steps Δx, Δy mm]		> 15.0

Measurement Results

	Area Scan	Zoom Scan
psSAR1g [W/Kg]	0.404	0.405
psSAR10g [W/Kg]	0.271	0.271
Power Drift [±0.2 dB]	N/A	-0.00



System Performance Check Report for D1750V2 - SN1050

Exposure Conditions

Frequency [MHz] Channel Number	1750.000 0	TSL Permittivity	41.1
Group UID	CW 0--	TSL Conductivity [S/m]	1.34
Conversion Factor	8.15	Phantom Section TSL	Flat Head Simulating Liquid

Hardware Setup

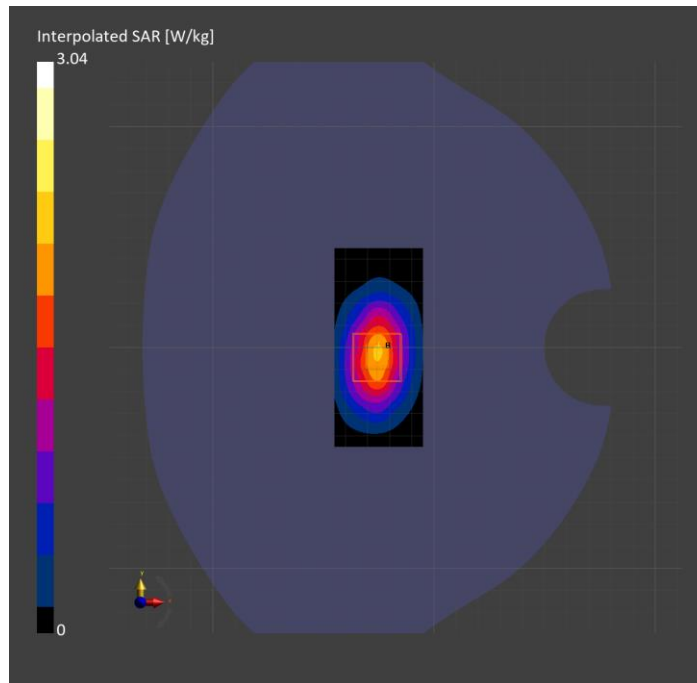
Probe Calibration Date	EX3DV4 - SN7335 2025-01-13	Phantom	Twin-SAM V8.0 (30deg probe tilt)
DAE Calibration Date	DAE4ip Sn1892 2025-03-04	TSL Type	HBBL-600-10000
Software Version	16.4.0.5005		

Scans Setup

	Area Scan	Zoom Scan
Grid Extents [mm]	40.0 x 90.0	30.0 x 30.0 x 31.2
Grid Steps [mm]	10.0 x 15.0	6.0 x 6.0 x 1.5
Sensor Surface [mm]	3.0	1.4
Graded Grid	N/A	Yes
M2/M1 [%]		83.8
Dist 3dB Peak [mm]		10.8

Measurement Results

	Area Scan	Zoom Scan
psSAR1g [W/Kg]	1.69	1.72
psSAR10g [W/Kg]	0.908	0.927
Power Drift [dB]	-0.01	-0.01



System Performance Check Report for D1900V2 - SN5d140

Exposure Conditions

Frequency [MHz] Channel Number	1900.000 0	TSL Permittivity	40.2
Group UID	CW 0--	TSL Conductivity [S/m]	1.44
Conversion Factor	8.05	Phantom Section TSL	Flat Head Simulating Liquid

Hardware Setup

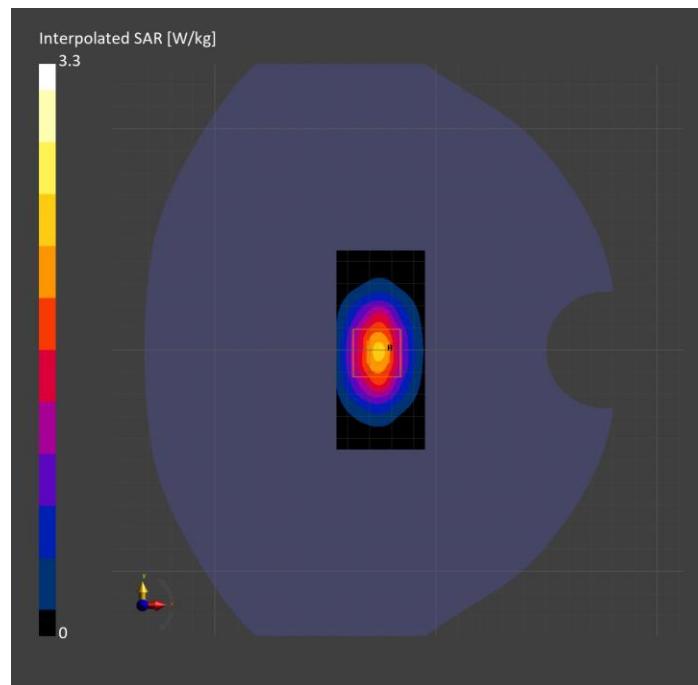
Probe Calibration Date	EX3DV4 - SN7335 2025-01-13	Phantom	Twin-SAM V8.0 (30deg probe tilt)
DAE Calibration Date	DAE4ip Sn1892 2025-03-04	TSL Type	HBBL-600-10000
Software Version	16.4.0.5005		

Scans Setup

	Area Scan	Zoom Scan
Grid Extents [mm]	40.0 x 90.0	30.0 x 30.0 x 31.2
Grid Steps [mm]	10.0 x 15.0	6.0 x 6.0 x 1.5
Sensor Surface [mm]	3.0	1.4
Graded Grid	N/A	Yes
M2/M1 [%]		84.2
Dist 3dB Peak [mm]		10.8

Measurement Results

	Area Scan	Zoom Scan
psSAR1g [W/Kg]	1.84	1.85
psSAR10g [W/Kg]	0.959	0.976
Power Drift [dB]	-0.00	0.01



System Performance Check Report for D1640V2 - SN324

Exposure Conditions

Frequency [MHz] Channel Number	1640.000 0	TSL Permittivity	42.6
Group UID	CW 0--	TSL Conductivity [S/m]	1.30
Conversion Factor	8.16	Phantom Section TSL	Flat Head Simulating Liquid

Hardware Setup

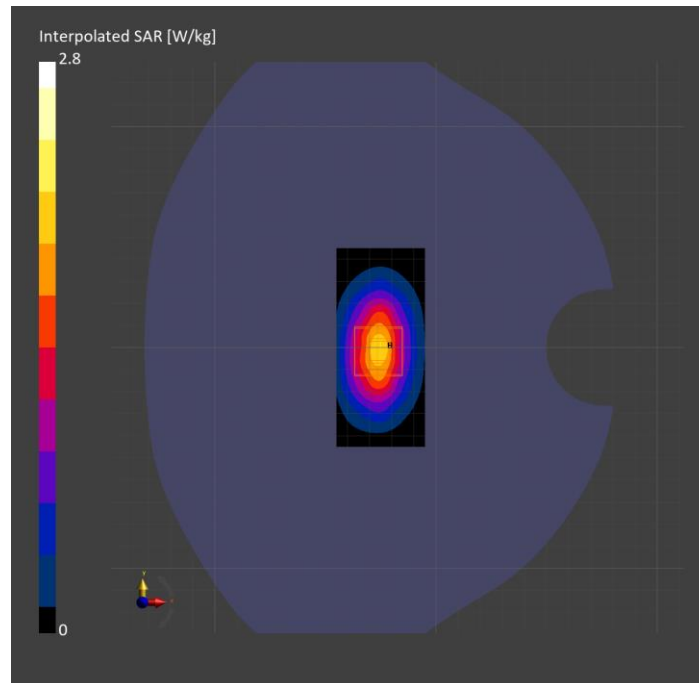
Probe Calibration Date	EX3DV4 - SN7335 2025-01-13	Phantom	Twin-SAM V8.0 (30deg probe tilt)
DAE Calibration Date	DAE4ip Sn1892 2025-03-04	TSL Type	HBBL-600-10000
Software Version	16.4.0.5005		

Scans Setup

	Area Scan	Zoom Scan
Grid Extents [mm]	40.0 x 90.0	30.0 x 30.0 x 31.2
Grid Steps [mm]	10.0 x 15.0	6.0 x 6.0 x 1.5
Sensor Surface [mm]	3.0	1.4
Graded Grid	N/A	Yes
M2/M1 [> 30%]		86.0
Dist 3dB Peak [> Grid Steps Δx, Δy mm]		10.8

Measurement Results

	Area Scan	Zoom Scan
psSAR1g [W/Kg]	1.67	1.65
psSAR10g [W/Kg]	0.907	0.907
Power Drift [±0.2 dB]	0.01	0.00



System Performance Check Report for D2600V2 - SN1036

Exposure Conditions

Frequency [MHz] Channel Number	2600.000 0	TSL Permittivity	38.9
Group UID	CW 0--	TSL Conductivity [S/m]	1.93
Conversion Factor	7.41	Phantom Section TSL	Flat Head Simulating Liquid

Hardware Setup

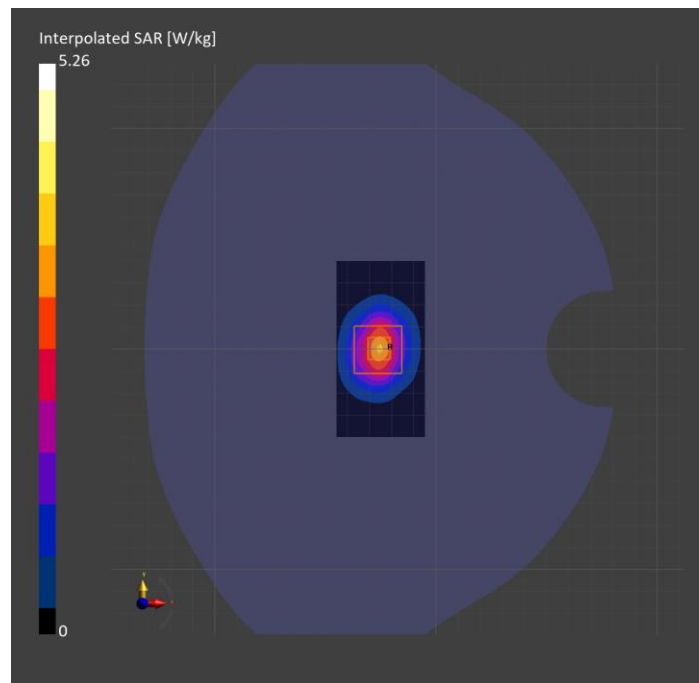
Probe Calibration Date	EX3DV4 - SN7335 2025-01-13	Phantom	Twin-SAM V8.0 (30deg probe tilt)
DAE Calibration Date	DAE4ip Sn1892 2025-03-04	TSL Type	HBBL-600-10000
Software Version	16.4.0.5005		

Scans Setup

	Area Scan	Zoom Scan
Grid Extents [mm]	40.0 x 80.0	30.0 x 30.0 x 31.2
Grid Steps [mm]	10.0 x 10.0	5.0 x 5.0 x 1.5
Sensor Surface [mm]	3.0	1.4
Graded Grid	N/A	Yes
M2/M1 [> 30%]		80.6
Dist 3dB Peak [> Grid Steps Δx, Δy mm]		9.0

Measurement Results

	Area Scan	Zoom Scan
psSAR1g [W/Kg]	2.66	2.56
psSAR10g [W/Kg]	1.19	1.16
Power Drift [±0.2 dB]	-0.20	-0.03



System Performance Check Report for D835V2 - SN4d002

Exposure Conditions

Frequency [MHz] Channel Number	835.000 0	TSL Permittivity	44.6
Group UID	CW 0--	TSL Conductivity [S/m]	0.933
Conversion Factor	8.59	Phantom Section TSL	Flat Head Simulating Liquid

Hardware Setup

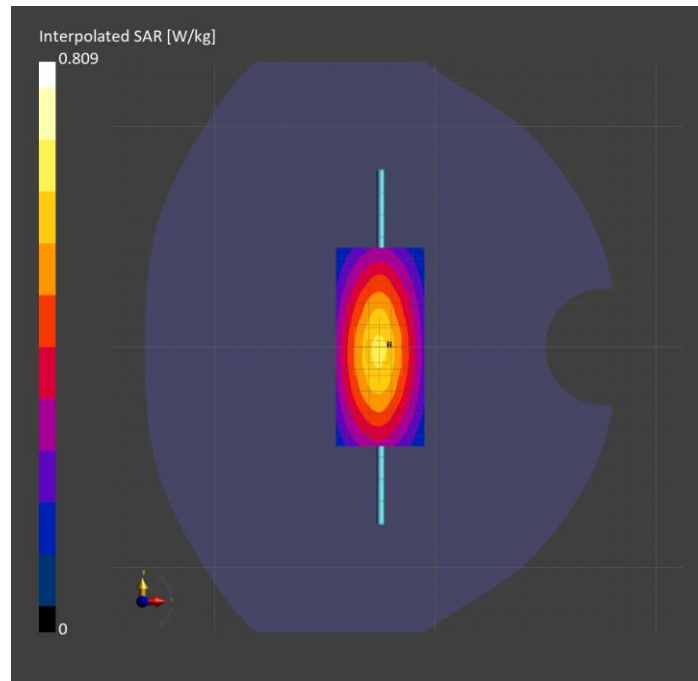
Probe Calibration Date	EX3DV4 - SN7463 2025-04-09	Phantom	Twin-SAM V8.0 (30deg probe tilt)
DAE Calibration Date	DAE4 Sn1799 2025-05-09	TSL Type	HBBL-600-10000
Software Version	16.4.0.5005		

Scans Setup

	Area Scan	Zoom Scan
Grid Extents [mm]	40.0 x 90.0	30.0 x 30.0 x 31.2
Grid Steps [mm]	10.0 x 15.0	6.0 x 6.0 x 1.5
Sensor Surface [mm]	3.0	1.4
Graded Grid	N/A	Yes
M2/M1 [> 30%]		87.0
Dist 3dB Peak [> Grid Steps Δx, Δy mm]		21.3

Measurement Results

	Area Scan	Zoom Scan
psSAR1g [W/Kg]	0.542	0.526
psSAR10g [W/Kg]	0.357	0.344
Power Drift [±0.2 dB]	N/A	-0.03



System Performance Check Report for D1750V2 - SN1053

Exposure Conditions

Frequency [MHz] Channel Number	1750.000 0	TSL Permittivity	37.9
Group UID	CW 0--	TSL Conductivity [S/m]	1.32
Conversion Factor	7.51	Phantom Section TSL	Flat Head Simulating Liquid

Hardware Setup

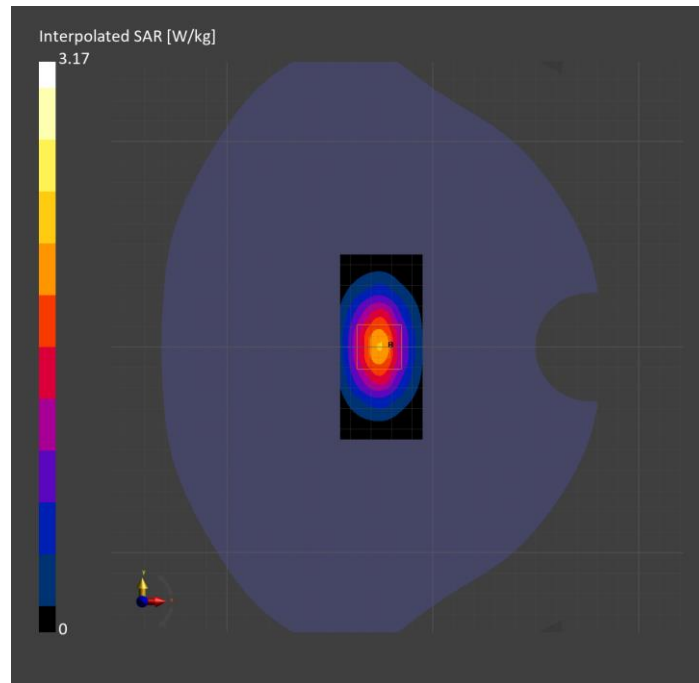
Probe Calibration Date	EX3DV4 - SN7463 2025-04-09	Phantom	Twin-SAM V8.0 (30deg probe tilt)
DAE Calibration Date	DAE4 Sn1799 2025-05-09	TSL Type	HBBL-600-10000
Software Version	16.4.0.5005		

Scans Setup

	Area Scan	Zoom Scan
Grid Extents [mm]	40.0 x 90.0	30.0 x 30.0 x 31.2
Grid Steps [mm]	10.0 x 15.0	6.0 x 6.0 x 1.5
Sensor Surface [mm]	3.0	1.4
Graded Grid	N/A	Yes
M2/M1 [> 30%]		82.8
Dist 3dB Peak [> Grid Steps Δx, Δy mm]		10.8

Measurement Results

	Area Scan	Zoom Scan
psSAR1g [W/Kg]	1.72	1.75
psSAR10g [W/Kg]	0.931	0.960
Power Drift [±0.2 dB]	N/A	0.03



System Performance Check Report for D1900V2 - SN5d140

Exposure Conditions

Frequency [MHz] Channel Number	1900.000 0	TSL Permittivity	39.7
Group UID	CW 0--	TSL Conductivity [S/m]	1.39
Conversion Factor	7.36	Phantom Section TSL	Flat Head Simulating Liquid

Hardware Setup

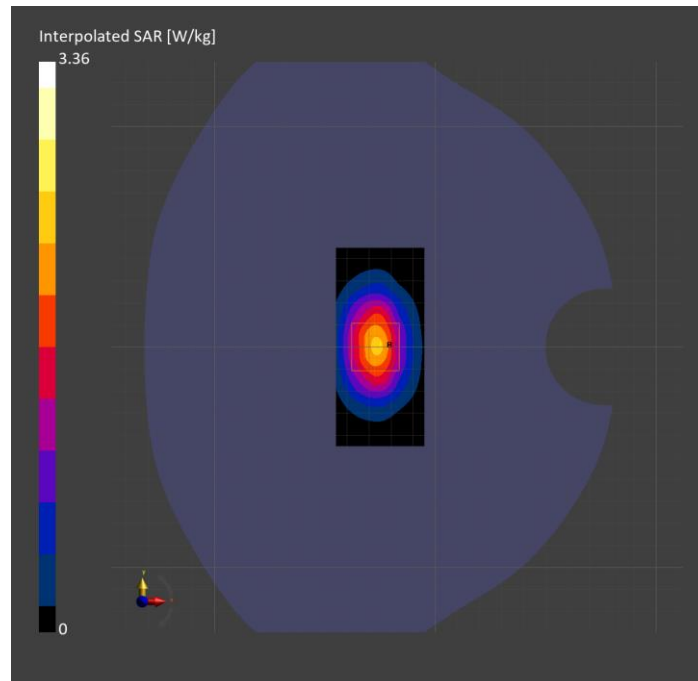
Probe Calibration Date	EX3DV4 - SN7463 2025-04-09	Phantom	Twin-SAM V8.0 (30deg probe tilt)
DAE Calibration Date	DAE4 Sn1799 2025-05-09	TSL Type	HBBL-600-10000
Software Version	16.4.0.5005		

Scans Setup

	Area Scan	Zoom Scan
Grid Extents [mm]	40.0 x 90.0	30.0 x 30.0 x 31.2
Grid Steps [mm]	10.0 x 15.0	6.0 x 6.0 x 1.5
Sensor Surface [mm]	3.0	1.4
Graded Grid	N/A	Yes
M2/M1 [> 30%]		85.8
Dist 3dB Peak [> Grid Steps Δx, Δy mm]		10.3

Measurement Results

	Area Scan	Zoom Scan
psSAR1g [W/Kg]	1.87	1.91
psSAR10g [W/Kg]	0.987	1.03
Power Drift [±0.2 dB]	N/A	0.01



System Performance Check Report for D750V3 - SN1019

Exposure Conditions

Frequency [MHz] Channel Number	750.000 0	TSL Permittivity	43.5
Group UID	CW 0--	TSL Conductivity [S/m]	0.853
Conversion Factor	8.98	Phantom Section TSL	Flat Head Simulating Liquid

Hardware Setup

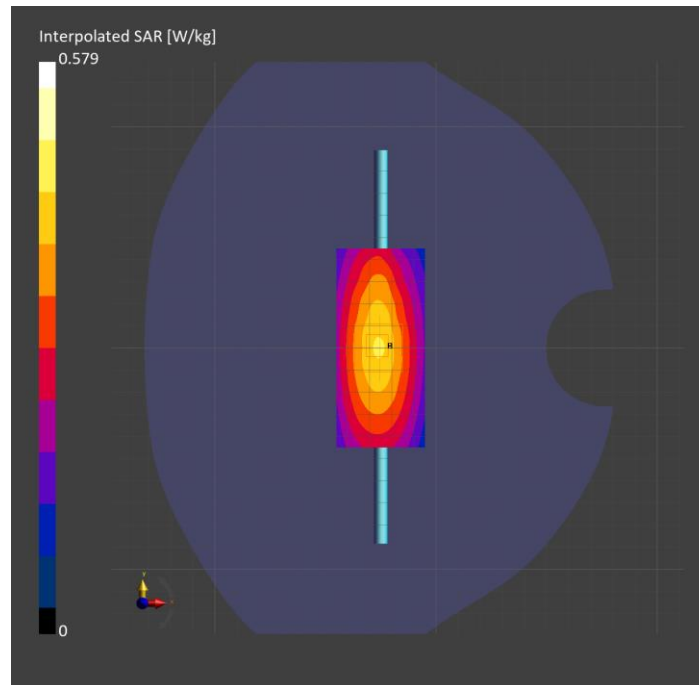
Probe Calibration Date	EX3DV4 - SN7463 2025-04-09	Phantom	Twin-SAM V8.0 (30deg probe tilt)
DAE Calibration Date	DAE4 Sn1799 2025-05-09	TSL Type	HBBL-600-10000
Software Version	16.4.0.5005		

Scans Setup

	Area Scan	Zoom Scan
Grid Extents [mm]	40.0 x 90.0	30.0 x 30.0 x 31.2
Grid Steps [mm]	10.0 x 15.0	6.0 x 6.0 x 1.5
Sensor Surface [mm]	3.0	1.4
Graded Grid	N/A	Yes
M2/M1 [> 30%]		91.3
Dist 3dB Peak [> Grid Steps Δx, Δy mm]		> 15.0

Measurement Results

	Area Scan	Zoom Scan
psSAR1g [W/Kg]	0.383	0.391
psSAR10g [W/Kg]	0.257	0.270
Power Drift [±0.2 dB]	N/A	0.02



Validation band: CW, FRONT

Exposure Conditions

Band	Validation band	Phantom Section	5G
Frequency [MHz] Channel Number	10000.0 10000	Conversion Factor	1.0
Group UID	CW, 0--	Position Test Distance [mm]	FRONT 10.00

Hardware Setup

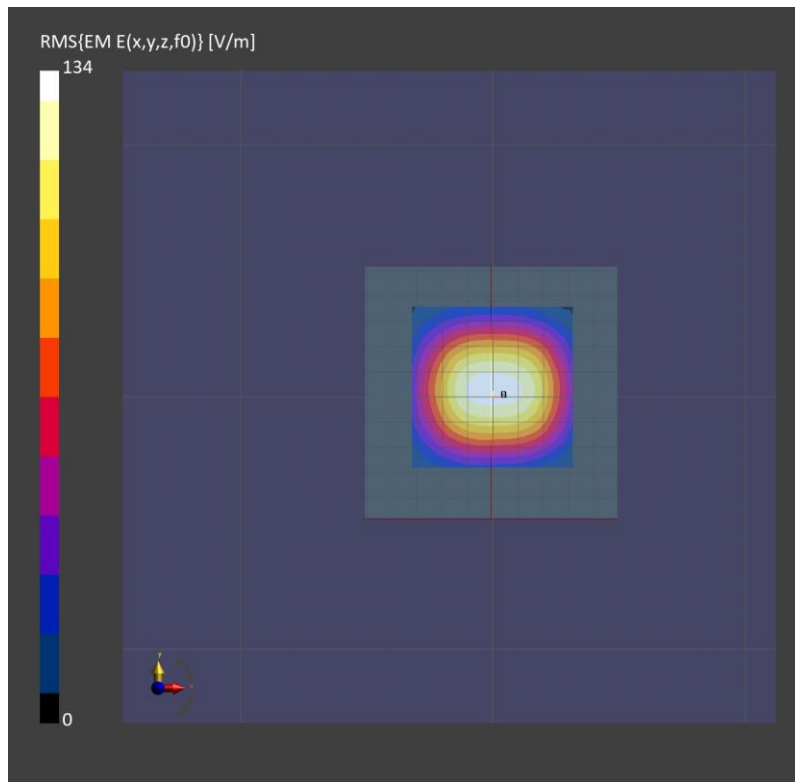
Probe Calibration Date	EUmmWV4 - SN9619_F1-55GHz 2025-03-05	Phantom	mmWave xxxx
DAE Calibration Date	DAE4 Sn1540 2025-01-08	Medium	Air -
Software Version	3.2.2.2358		

Scan Setup

Scan Type	5G Scan	Grid Extents [mm]	60.0 x 60.0
Grid Steps [lambda]	0.125 x 0.125	Sensor Surface [mm]	10.0

Measurement Results

Avg. Area [cm ²]	4.00
psPDn+ [W/m ²]	39.2
psPDtot+ [W/m ²]	39.3
psPDmod+ [W/m ²]	39.5
E _{max} [V/m]	129
H _{max} [A/m]	0.353
Power Drift [dB]	-0.01



Validation band: CW, FRONT

Exposure Conditions

Band	Validation band	Phantom Section	5G
Frequency [MHz] Channel Number	10000.0 10000	Conversion Factor	1.0
Group UID	CW, 0--	Position Test Distance [mm]	FRONT 10.00

Hardware Setup

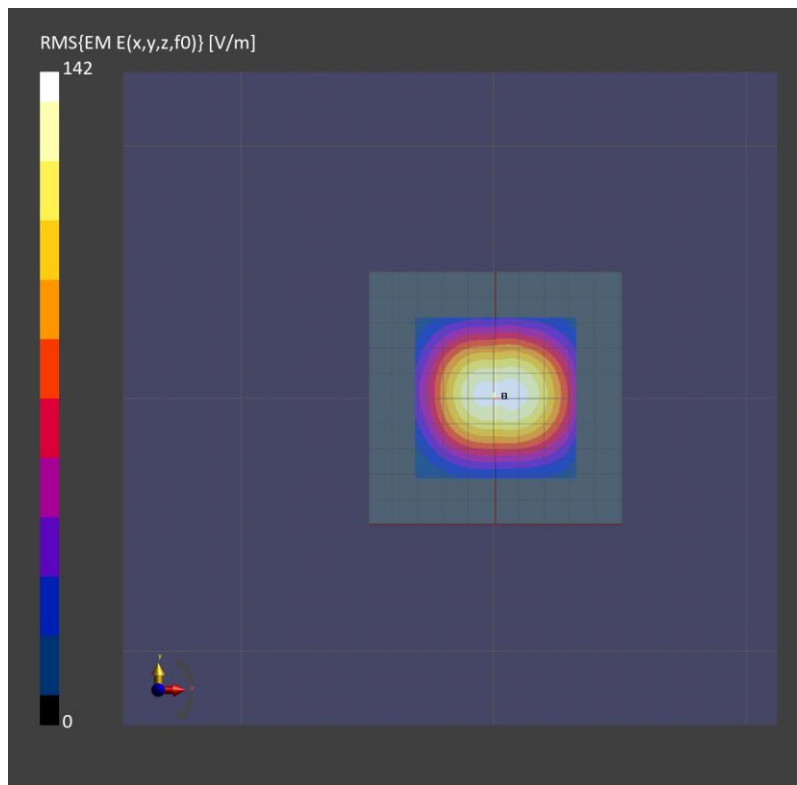
Probe Calibration Date	EUmmWV4 - SN9532_F1-55GHz 2025-02-17	Phantom	mmWave xxxx
DAE Calibration Date	DAE4 Sn1548 2025-02-07	Medium	Air -
Software Version	3.2.2.2358		

Scan Setup

Scan Type	5G Scan	Grid Extents [mm]	60.0 x 60.0
Grid Steps [lambda]	0.125 x 0.125	Sensor Surface [mm]	10.0

Measurement Results

Avg. Area [cm ²]	4.00
psPDn+ [W/m ²]	39.7
psPDtot+ [W/m ²]	41.6
psPDmod+ [W/m ²]	41.8
E _{max} [V/m]	136
Power Drift [dB]	-0.01



Validation band: CW, FRONT

Exposure Conditions

Band	Validation band	Phantom Section	5G
Frequency [MHz] Channel Number	10000.0 10000	Conversion Factor	1.0
Group UID	CW, 0--	Position Test Distance [mm]	FRONT 10.00

Hardware Setup

Probe Calibration Date	EUmmWV4 - SN9493_F1-55GHz 2025-01-13	Phantom	mmWave xxxx
DAE Calibration Date	DAE4 Sn1716 2025-03-11	Medium	Air -
Software Version	3.2.2.2358		

Scan Setup

Scan Type	5G Scan	Grid Extents [mm]	60.0 x 60.0
Grid Steps [lambda]	0.125 x 0.125	Sensor Surface [mm]	10.0

Measurement Results

Avg. Area [cm ²]	4.00
psPDn+ [W/m ²]	63.6
psPDtot+ [W/m ²]	64.7
psPDmod+ [W/m ²]	65.1
E _{max} [V/m]	160
Power Drift [dB]	-0.01

