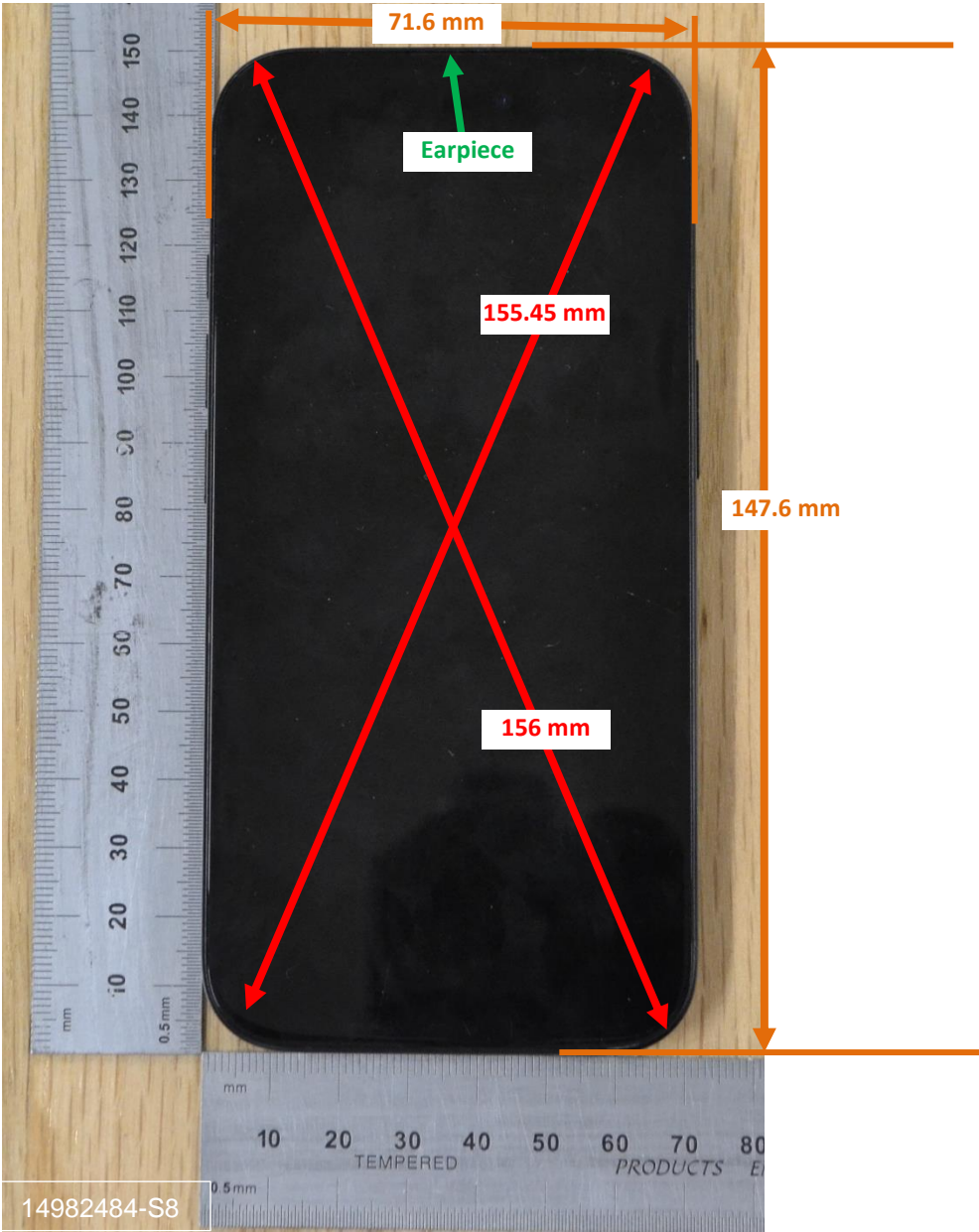


DUT and SAR Set-up Photos

Photograph 1: Overall Dimensions



Photograph 2: Front View of the DUT



Photograph 3: Back View of the DUT



Photograph 4: Front View of the DUT with Battery Pack



Photograph 5: Back View of the DUT with Battery Pack




Setup Photos

Photograph 6: Handset Vertical and Horizontal Reference Lines




Head Exposure Conditions

Photograph 7: Head, Left Cheek with Battery Pack, 0 mm




Photograph 8: Head, Left Tilt (15°) with Battery Pack, 0 mm




Photograph 9: Head, Right Cheek with Battery Pack, 0 mm

14982484-S8




Photograph 10: Head, Right Tilt (15°) with Battery Pack, 0 mm

14982484-S8




Power Density Setup Photos

Photograph 11: Edge Bottom with Battery Pack, 2 mm



Photograph 12: Edge Left with Battery Pack, 2 mm



Antenna Dimensions & Separation Distances

