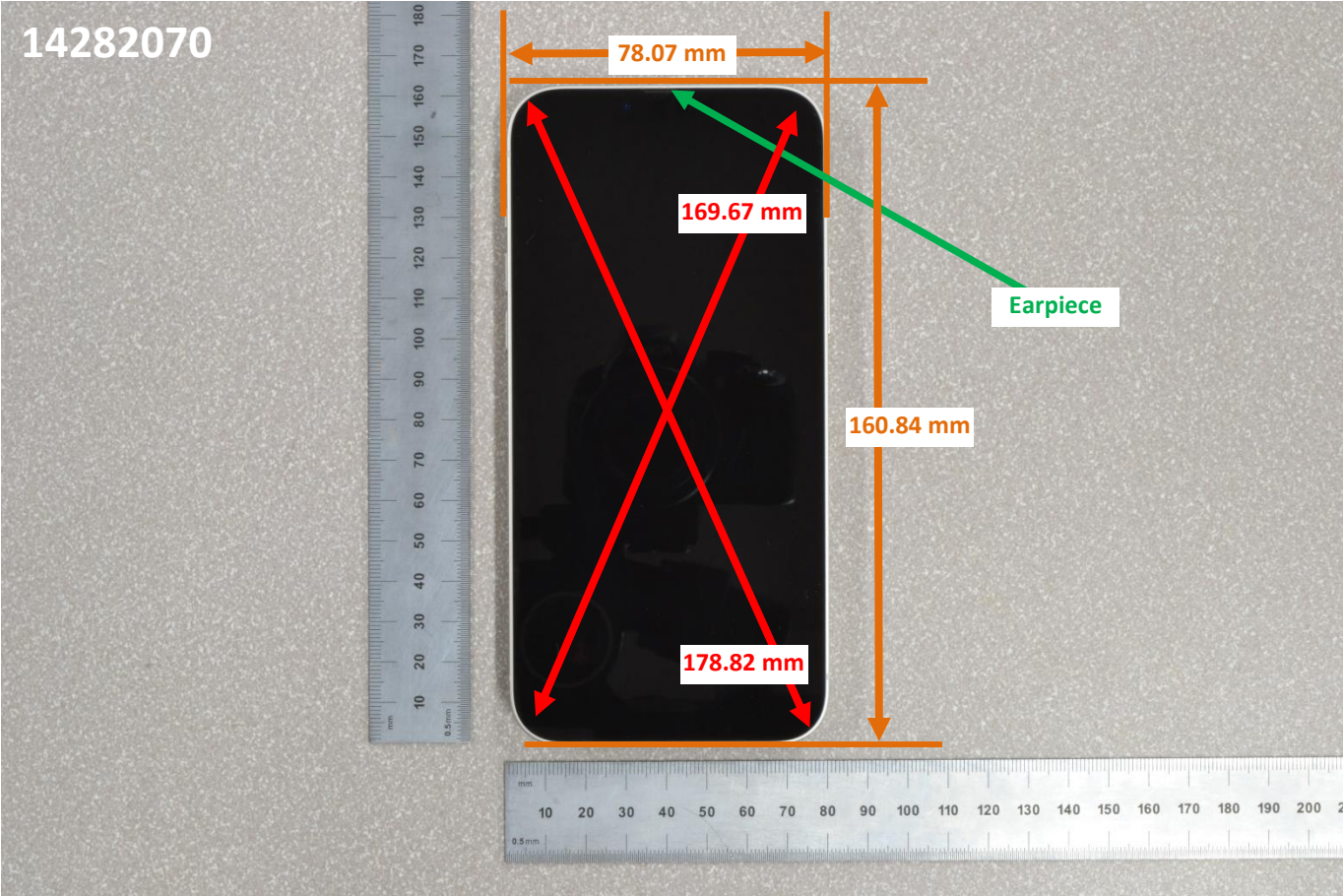


# DUT and SAR Set-up Photos

Photograph 1: Overall Dimensions



Photograph 2: Front View of the DUT



Photograph 3: Rear View of the DUT



## Setup Photos

Photograph 4: Handset Vertical and Horizontal Reference Lines


Vertical  
Center Line




Horizontal  
Line

## Head Exposure Conditions

Photograph 5: Head, Left Touch, 0 mm




Photograph 6: Head, Left Tilt (15°), 0 mm




# Body-worn Accessory & Hotspot mode Exposure Conditions

Photograph 9: Body & Hotspot, Rear, 5 mm




# Hotspot Exposure Conditions

Photograph 12: Hotspot, Edge 2, 5 mm



Photograph 14: Hotspot, Edge 4, 5 mm



# Antenna Dimensions & Separation Distances

