

20210524_SystemPerformanceCheck-D1900V2 SN 5d163

Frequency: 1900 MHz; Duty Cycle: 1:1; Room Ambient Temperature: 24.0°C; Liquid Temperature: 23.0°C
Medium parameters used: $f = 1900$ MHz; $\sigma = 1.439$ S/m; $\epsilon_r = 38.595$; $\rho = 1000$ kg/m³

DASY5 Configuration:

- Area Scan Setting: Find Secondary Maximum Within: 2.0 dB and with a peak SAR value greater than 0.0012W/kg
- Electronics: DAE4 Sn1359; Calibrated: 1/28/2021
- Probe: EX3DV4 - SN3772; ConvF(7.33, 7.33, 7.33) @ 1900 MHz; Calibrated: 2/25/2021
- Sensor-Surface: 2.5mm (Mechanical Surface Detection)
- Phantom: Twin-SAM V8.0 (20deg probe tilt); Type: QD 000 P41 AA; Serial: 1957

Head/Pin=100 mW/Area Scan (7x7x1): Measurement grid: dx=15mm, dy=15mm

Maximum value of SAR (measured) = 5.76 W/kg

Head/Pin=100 mW/Zoom Scan (7x7x7)/Cube 0: Measurement grid: dx=5mm, dy=5mm, dz=5mm

Reference Value = 64.59 V/m; Power Drift = -0.08 dB

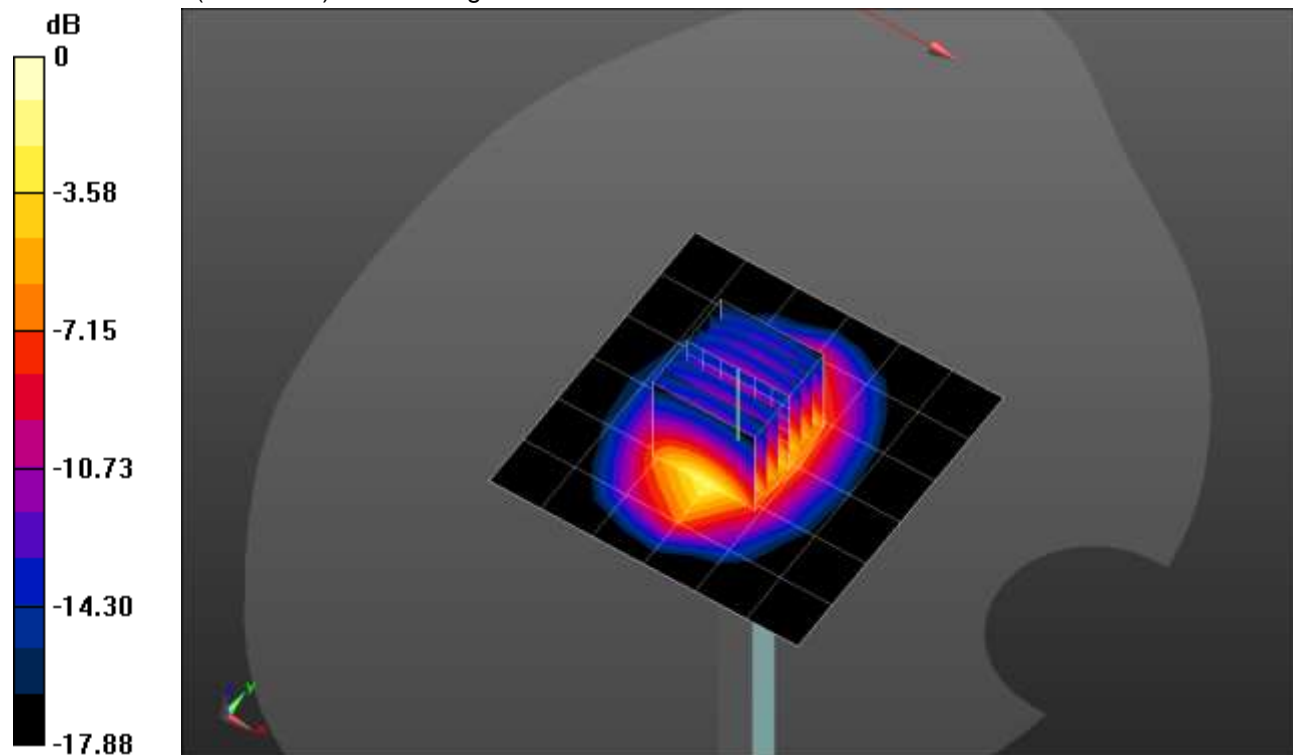
Peak SAR (extrapolated) = 7.98 W/kg

SAR(1 g) = 4.25 W/kg; SAR(10 g) = 2.2 W/kg

Smallest distance from peaks to all points 3 dB below = 10.8 mm

Ratio of SAR at M2 to SAR at M1 = 54.1%

Maximum value of SAR (measured) = 5.78 W/kg



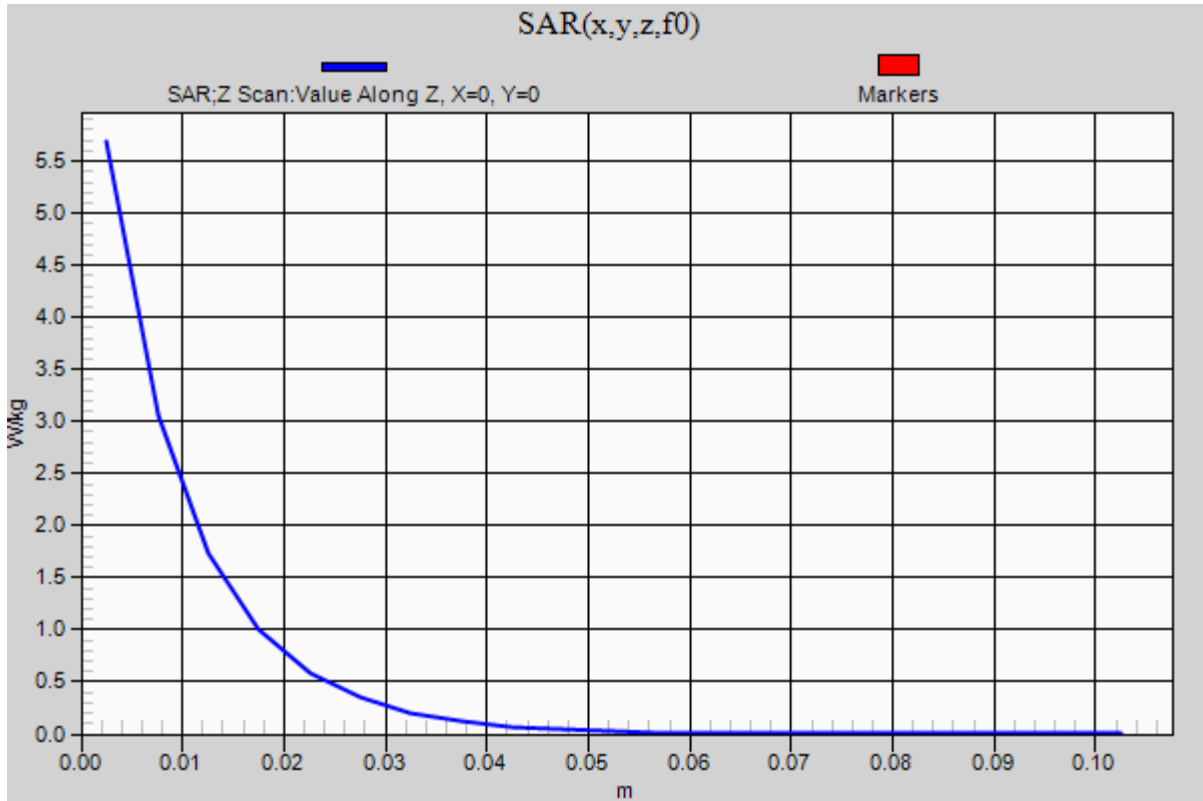
0 dB = 5.78 W/kg = 7.62 dBW/kg

20210524_SystemPerformanceCheck-D1900V2 SN 5d163

Frequency: 1900 MHz; Duty Cycle: 1:1

Head/Pin=100 mW/Z Scan (1x1x21): Measurement grid: dx=20mm, dy=20mm, dz=5mm

Maximum value of SAR (measured) = 5.69 W/kg



20210609_SystemPerformanceCheck-D1900V2 SN 5d043

Frequency: 1900 MHz; Duty Cycle: 1:1; Room Ambient Temperature: 24.0°C; Liquid Temperature: 23.0°C
 Medium parameters used: $f = 1900 \text{ MHz}$; $\sigma = 1.451 \text{ S/m}$; $\epsilon_r = 39.871$; $\rho = 1000 \text{ kg/m}^3$

DASY5 Configuration:

- Area Scan Setting: Find Secondary Maximum Within: 2.0 dB and with a peak SAR value greater than 0.0012W/kg
- Electronics: DAE4 Sn1359; Calibrated: 1/28/2021
- Probe: EX3DV4 - SN3772; ConvF(7.33, 7.33, 7.33) @ 1900 MHz; Calibrated: 2/25/2021
- Sensor-Surface: 2.5mm (Mechanical Surface Detection)
- Phantom: Twin-SAM V8.0 (20deg probe tilt); Type: QD 000 P41 AA; Serial: 1957

Head/Pin=100 mW/Area Scan (7x7x1): Measurement grid: dx=15mm, dy=15mm

Maximum value of SAR (measured) = 5.33 W/kg

Head/Pin=100 mW/Zoom Scan (7x7x7)/Cube 0: Measurement grid: dx=5mm, dy=5mm, dz=5mm

Reference Value = 61.45 V/m; Power Drift = -0.07 dB

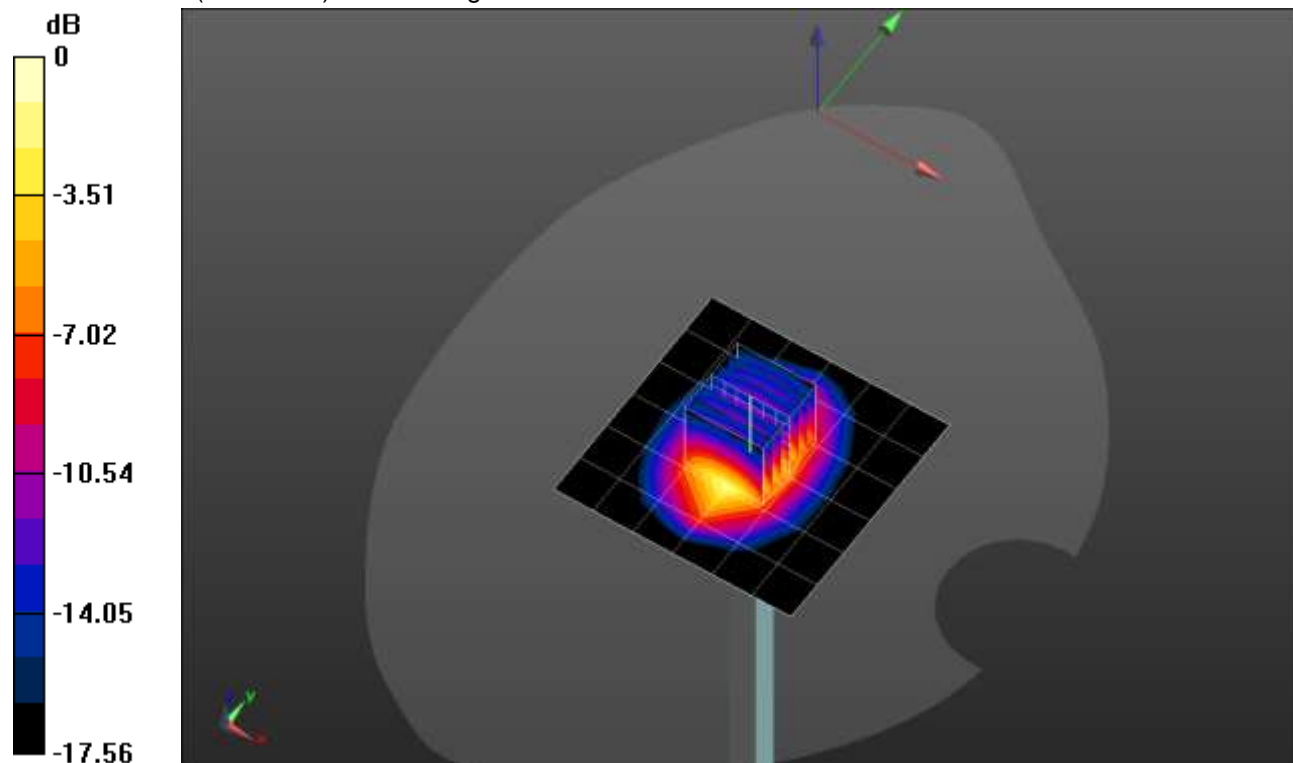
Peak SAR (extrapolated) = 7.60 W/kg

SAR(1 g) = 3.95 W/kg; SAR(10 g) = 2.04 W/kg

Smallest distance from peaks to all points 3 dB below = 11 mm

Ratio of SAR at M2 to SAR at M1 = 53.9%

Maximum value of SAR (measured) = 5.43 W/kg



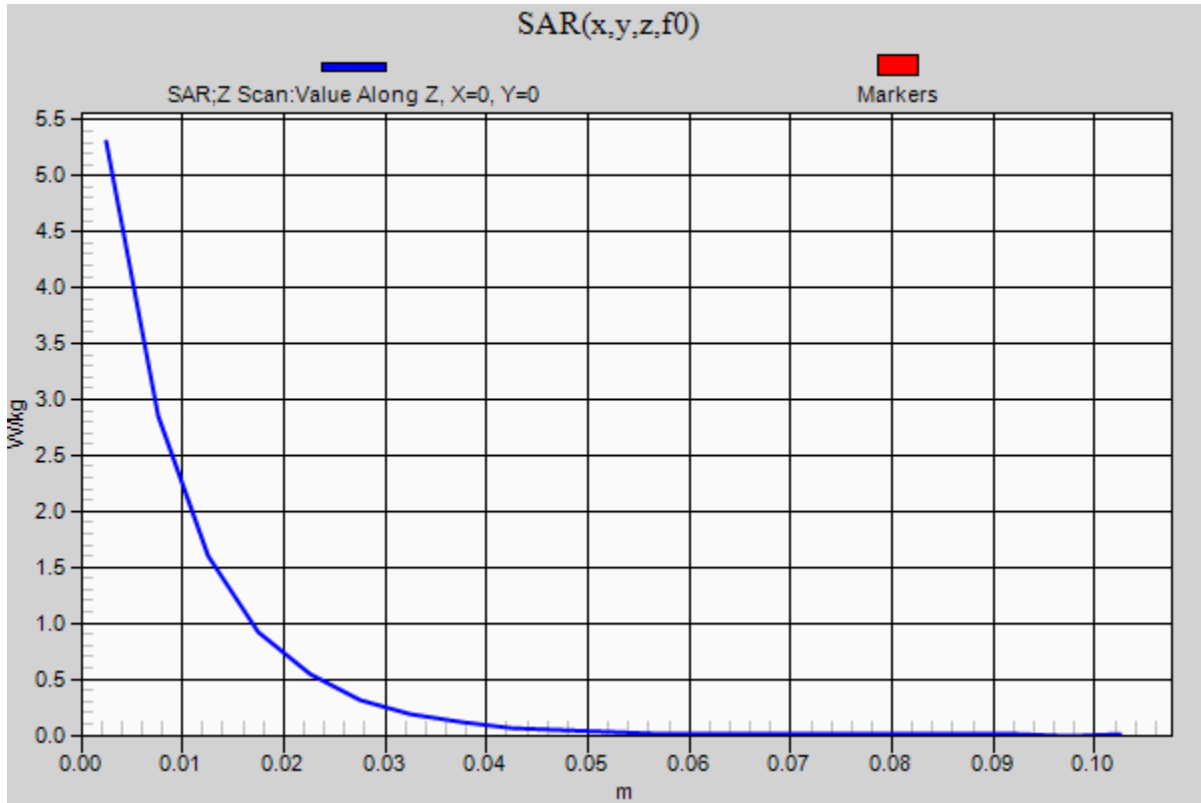
0 dB = 5.43 W/kg = 7.35 dBW/kg

20210609_SystemPerformanceCheck-D1900V2 SN 5d043

Frequency: 1900 MHz; Duty Cycle: 1:1

Head/Pin=100 mW/Z Scan (1x1x21): Measurement grid: dx=20mm, dy=20mm, dz=5mm

Maximum value of SAR (measured) = 5.30 W/kg



20210620_SystemPerformanceCheck-D2600V2 SN 1006

Frequency: 2600 MHz; Duty Cycle: 1:1; Room Ambient Temperature: 24.0°C; Liquid Temperature: 23.0°C
 Medium parameters used: $f = 2600$ MHz; $\sigma = 1.902$ S/m; $\epsilon_r = 37.504$; $\rho = 1000$ kg/m³

DASY5 Configuration:

- Area Scan Setting: Find Secondary Maximum Within: 2.0 dB and with a peak SAR value greater than 0.0012W/kg
- Electronics: DAE4 Sn1359; Calibrated: 1/28/2021
- Probe: EX3DV4 - SN3772; ConvF(6.76, 6.76, 6.76) @ 2600 MHz; Calibrated: 2/25/2021
- Sensor-Surface: 2.5mm (Mechanical Surface Detection)
- Phantom: Twin-SAM V8.0 (20deg probe tilt); Type: QD 000 P41 AA; Serial: 1948

Head/Pin=100 mW/Area Scan (8x8x1): Measurement grid: dx=12mm, dy=12mm

Maximum value of SAR (measured) = 5.87 W/kg

Head/Pin=100 mW/Zoom Scan (7x7x7)/Cube 0: Measurement grid: dx=5mm, dy=5mm, dz=5mm

Reference Value = 63.72 V/m; Power Drift = 0.03 dB

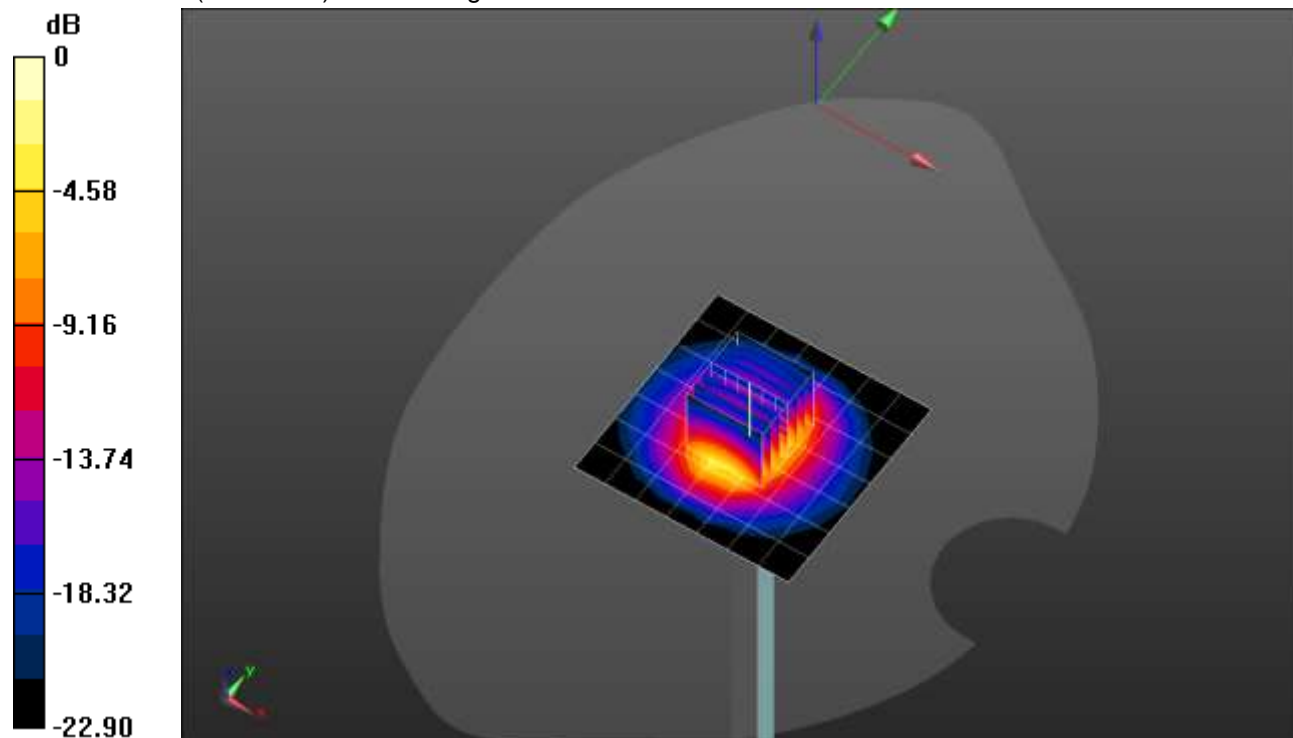
Peak SAR (extrapolated) = 11.4 W/kg

SAR(1 g) = 5.25 W/kg; SAR(10 g) = 2.37 W/kg

Smallest distance from peaks to all points 3 dB below = 9.8 mm

Ratio of SAR at M2 to SAR at M1 = 46.9%

Maximum value of SAR (measured) = 7.58 W/kg



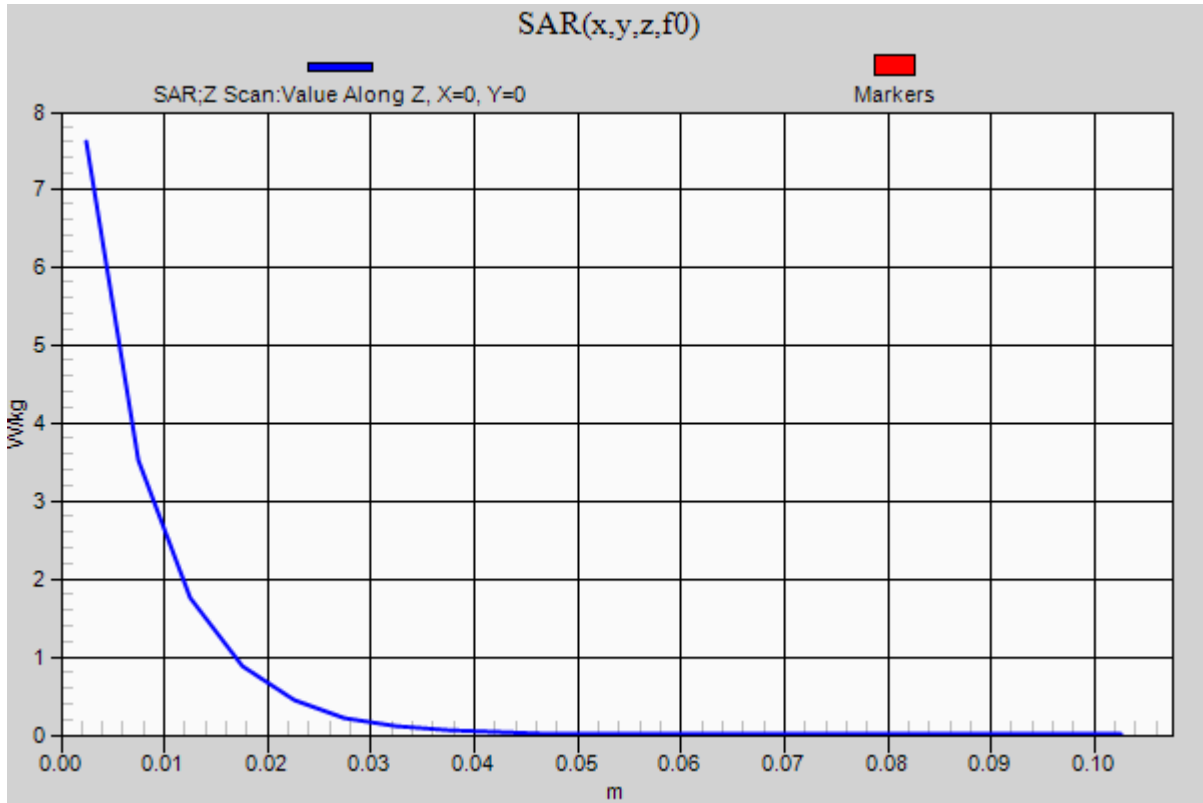
0 dB = 7.58 W/kg = 8.80 dBW/kg

20210620_SystemPerformanceCheck-D2600V2 SN 1006

Frequency: 2600 MHz; Duty Cycle: 1:1

Head/Pin=100 mW/Z Scan (1x1x21): Measurement grid: dx=20mm, dy=20mm, dz=5mm

Maximum value of SAR (measured) = 7.60 W/kg



20210524_SystemPerformanceCheck-D1750V2 SN 1050

Frequency: 1750 MHz; Duty Cycle: 1:1; Room Ambient Temperature: 24.0°C; Liquid Temperature: 23.0°C
 Medium parameters used: $f = 1750$ MHz; $\sigma = 1.32$ S/m; $\epsilon_r = 39.534$; $\rho = 1000$ kg/m³

DASY5 Configuration:

- Area Scan Setting: Find Secondary Maximum Within: 2.0 dB and with a peak SAR value greater than 0.0012W/kg
- Electronics: DAE4 Sn1357; Calibrated: 1/28/2021
- Probe: EX3DV4 - SN3773; ConvF(8.05, 8.05, 8.05) @ 1750 MHz; Calibrated: 2/25/2021
- Sensor-Surface: 2.5mm (Mechanical Surface Detection)
- Phantom: Twin-SAM V5.0 (30deg probe tilt); Type: QD 000 P40 CD; Serial: 1602

Head/Pin=100 mW/Area Scan (7x7x1): Measurement grid: dx=15mm, dy=15mm

Maximum value of SAR (measured) = 4.45 W/kg

Head/Pin=100 mW/Zoom Scan (7x7x7)/Cube 0: Measurement grid: dx=5mm, dy=5mm, dz=5mm

Reference Value = 58.72 V/m; Power Drift = 0.06 dB

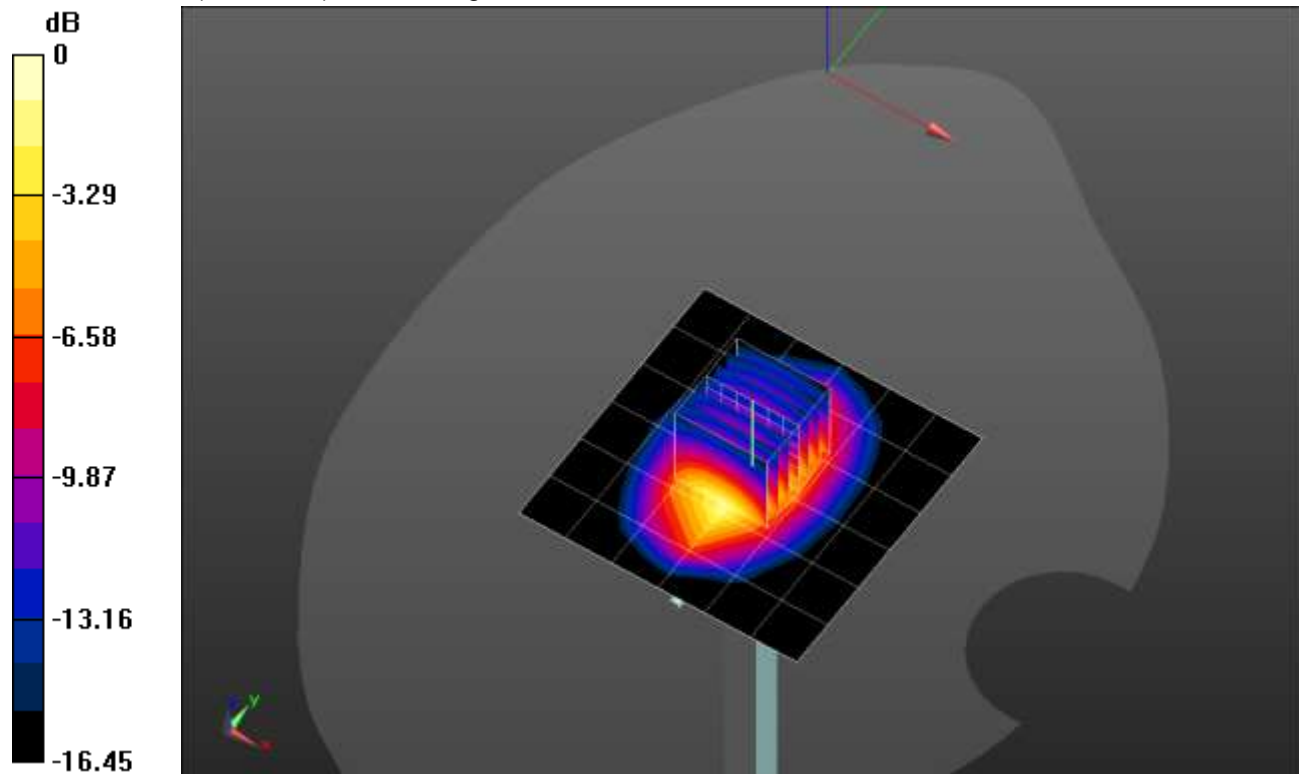
Peak SAR (extrapolated) = 6.17 W/kg

SAR(1 g) = 3.4 W/kg; SAR(10 g) = 1.82 W/kg

Smallest distance from peaks to all points 3 dB below = 11 mm

Ratio of SAR at M2 to SAR at M1 = 55.9%

Maximum value of SAR (measured) = 4.54 W/kg



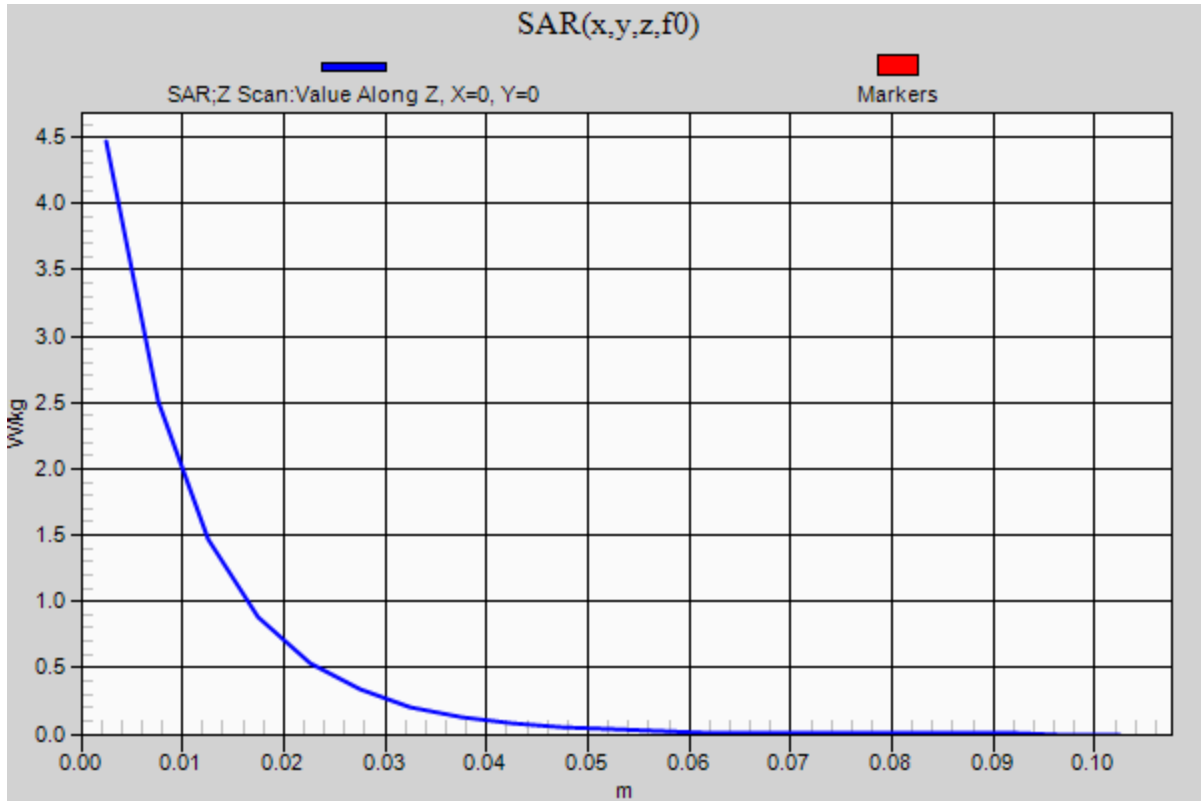
0 dB = 4.54 W/kg = 6.57 dBW/kg

20210524_SystemPerformanceCheck-D1750V2 SN 1050

Frequency: 1750 MHz; Duty Cycle: 1:1

Head/Pin=100 mW/Z Scan (1x1x21): Measurement grid: dx=20mm, dy=20mm, dz=5mm

Maximum value of SAR (measured) = 4.47 W/kg



20210609_SystemPerformanceCheck-D1750V2 SN 1077

Frequency: 1750 MHz; Duty Cycle: 1:1; Room Ambient Temperature: 24.0°C; Liquid Temperature: 23.0°C
 Medium parameters used: $f = 1750$ MHz; $\sigma = 1.412$ S/m; $\epsilon_r = 41.799$; $\rho = 1000$ kg/m³

DASY5 Configuration:

- Area Scan Setting: Find Secondary Maximum Within: 2.0 dB and with a peak SAR value greater than 0.0012W/kg
- Electronics: DAE4 Sn1357; Calibrated: 1/28/2021
- Probe: EX3DV4 - SN3773; ConvF(8.05, 8.05, 8.05) @ 1750 MHz; Calibrated: 2/25/2021
- Sensor-Surface: 2.5mm (Mechanical Surface Detection)
- Phantom: Twin-SAM V5.0 (30deg probe tilt); Type: QD 000 P40 CD; Serial: 1629

Head/Pin=100 mW/Area Scan (7x7x1): Measurement grid: dx=15mm, dy=15mm

Maximum value of SAR (measured) = 4.87 W/kg

Head/Pin=100 mW/Zoom Scan (7x7x7)/Cube 0: Measurement grid: dx=5mm, dy=5mm, dz=5mm

Reference Value = 59.69 V/m; Power Drift = 0.17 dB

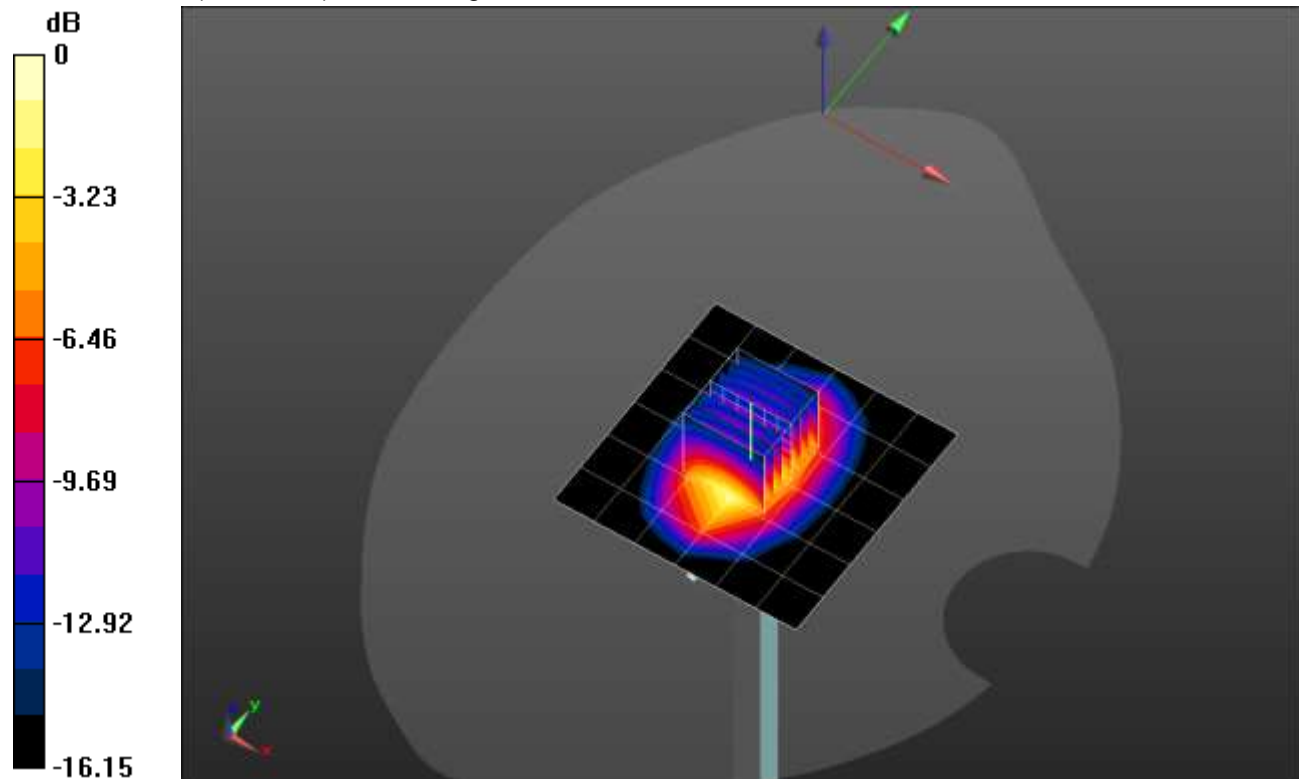
Peak SAR (extrapolated) = 6.99 W/kg

SAR(1 g) = 3.83 W/kg; SAR(10 g) = 2.05 W/kg

Smallest distance from peaks to all points 3 dB below = 11 mm

Ratio of SAR at M2 to SAR at M1 = 56%

Maximum value of SAR (measured) = 5.13 W/kg



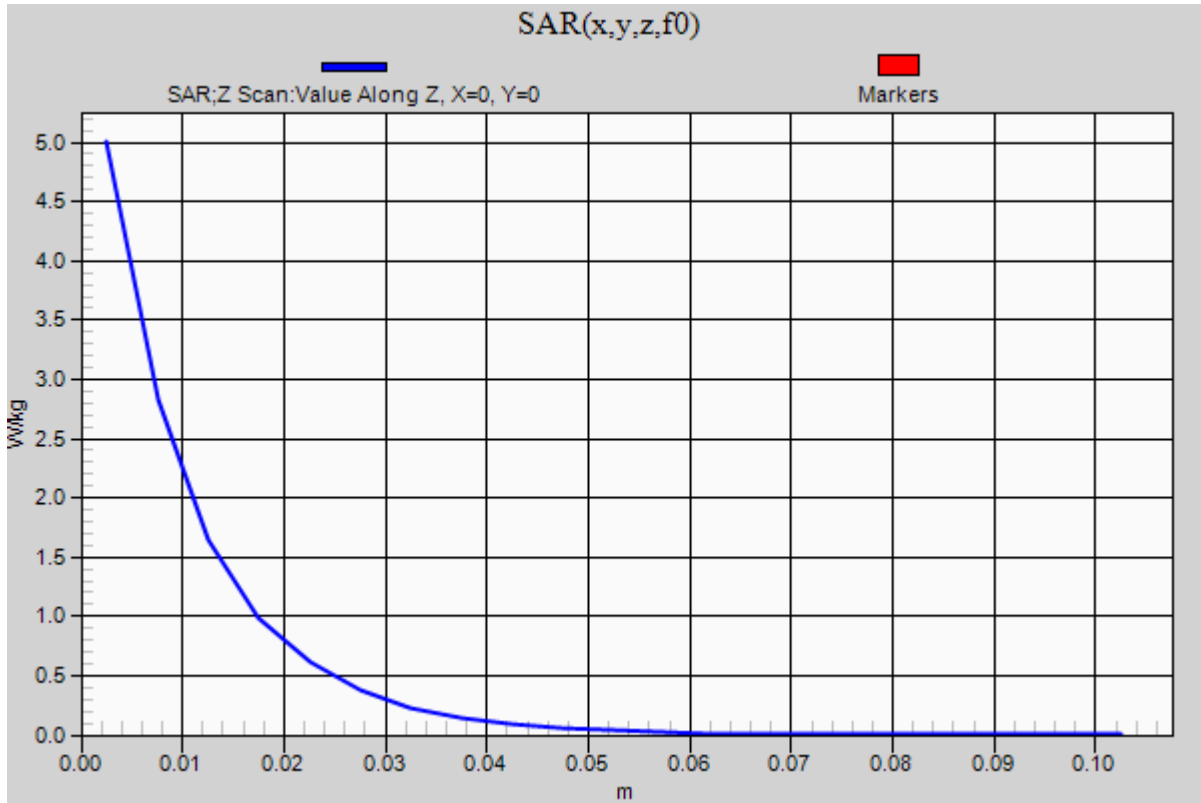
0 dB = 5.13 W/kg = 7.10 dBW/kg

20210609_SystemPerformanceCheck-D1750V2 SN 1077

Frequency: 1750 MHz; Duty Cycle: 1:1

Head/Pin=100 mW/Z Scan (1x1x21): Measurement grid: dx=20mm, dy=20mm, dz=5mm

Maximum value of SAR (measured) = 5.00 W/kg



20210615_SystemPerformanceCheck-D2600V2 SN 1006

Frequency: 2600 MHz; Duty Cycle: 1:1; Room Ambient Temperature: 24.0°C; Liquid Temperature: 23.0°C
Medium parameters used: $f = 2600$ MHz; $\sigma = 1.939$ S/m; $\epsilon_r = 38.561$; $\rho = 1000$ kg/m³

DASY5 Configuration:

- Area Scan Setting: Find Secondary Maximum Within: 2.0 dB and with a peak SAR value greater than 0.0012W/kg
- Electronics: DAE4 Sn1357; Calibrated: 1/28/2021
- Probe: EX3DV4 - SN3773; ConvF(7.02, 7.02, 7.02) @ 2600 MHz; Calibrated: 2/25/2021
- Sensor-Surface: 2.5mm (Mechanical Surface Detection)
- Phantom: Twin-SAM V5.0 (30deg probe tilt); Type: QD 000 P40 CD; Serial: 1629

Head/Pin=100 mW/Area Scan (8x8x1): Measurement grid: dx=12mm, dy=12mm

Maximum value of SAR (measured) = 6.36 W/kg

Head/Pin=100 mW/Zoom Scan (7x7x7)/Cube 0: Measurement grid: dx=5mm, dy=5mm, dz=5mm

Reference Value = 65.44 V/m; Power Drift = -0.17 dB

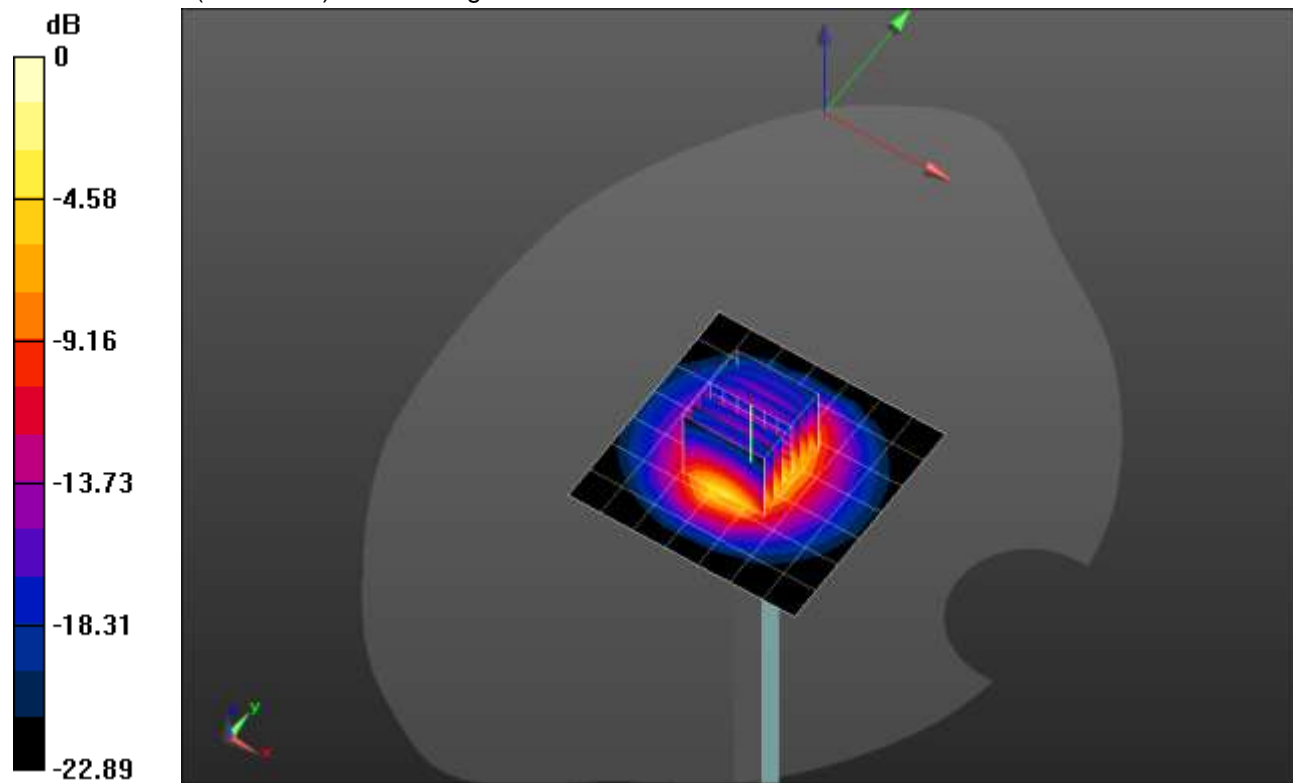
Peak SAR (extrapolated) = 11.8 W/kg

SAR(1 g) = 5.57 W/kg; SAR(10 g) = 2.53 W/kg

Smallest distance from peaks to all points 3 dB below = 9.8 mm

Ratio of SAR at M2 to SAR at M1 = 48.1%

Maximum value of SAR (measured) = 7.99 W/kg



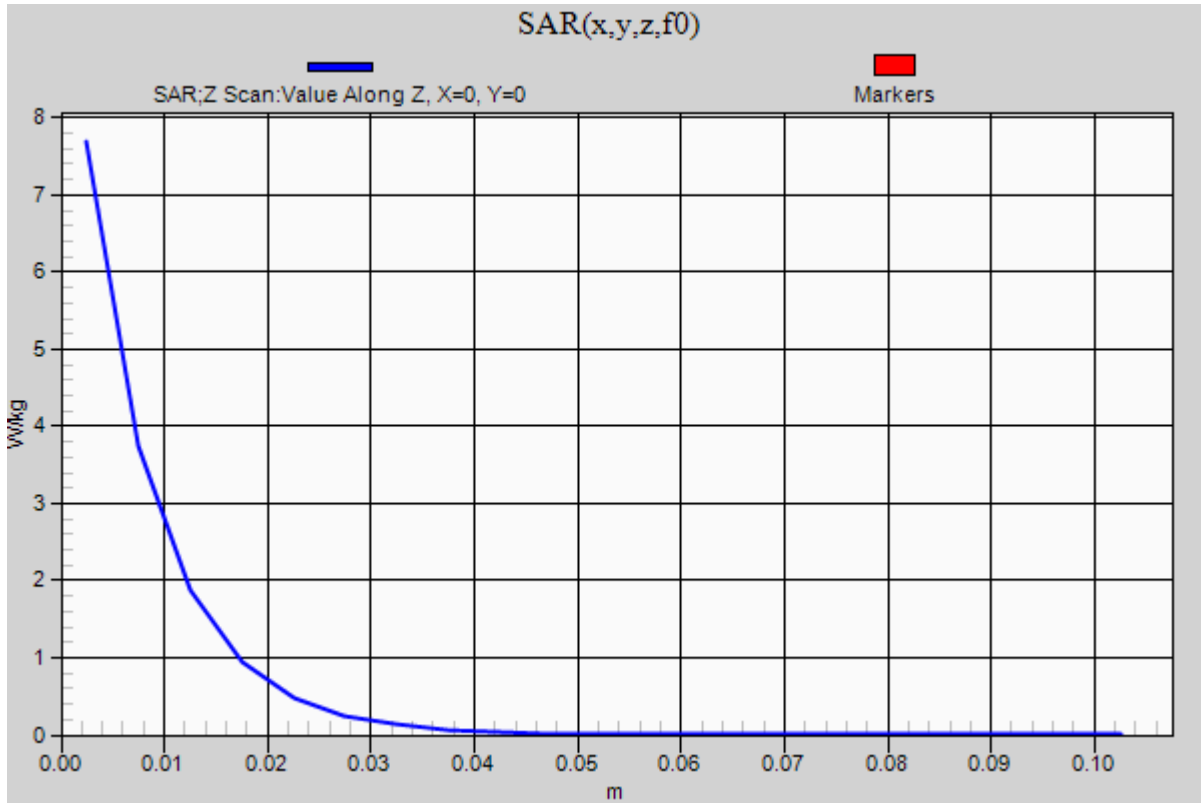
0 dB = 7.99 W/kg = 9.03 dBW/kg

20210615_SystemPerformanceCheck-D2600V2 SN 1006

Frequency: 2600 MHz; Duty Cycle: 1:1

Head/Pin=100 mW/Z Scan (1x1x21): Measurement grid: dx=20mm, dy=20mm, dz=5mm

Maximum value of SAR (measured) = 7.69 W/kg



20210524_SystemPerformanceCheck-D1900V2 SN 5d140

Frequency: 1900 MHz; Duty Cycle: 1:1; Room Ambient Temperature: 24.0°C; Liquid Temperature: 23.0°C

Medium parameters used: $f = 1900$ MHz; $\sigma = 1.424$ S/m; $\epsilon_r = 39.286$; $\rho = 1000$ kg/m³

DASY5 Configuration:

- Area Scan Setting: Find Secondary Maximum Within: 2.0 dB and with a peak SAR value greater than 0.0012W/kg
- Electronics: DAE4 Sn1380; Calibrated: 8/19/2020
- Probe: EX3DV4 - SN3749; ConvF(7.86, 7.86, 7.86) @ 1900 MHz; Calibrated: 2/5/2021
- Sensor-Surface: 2.5mm (Mechanical Surface Detection)
- Phantom: SAM v4.0(A); Type: QD000P40CD; Serial: 1632

Head/Pin=100 mW/Area Scan (7x7x1): Measurement grid: dx=15mm, dy=15mm

Maximum value of SAR (measured) = 5.68 W/kg

Head/Pin=100 mW/Zoom Scan (7x7x7)/Cube 0: Measurement grid: dx=5mm, dy=5mm, dz=5mm

Reference Value = 63.96 V/m; Power Drift = 0.05 dB

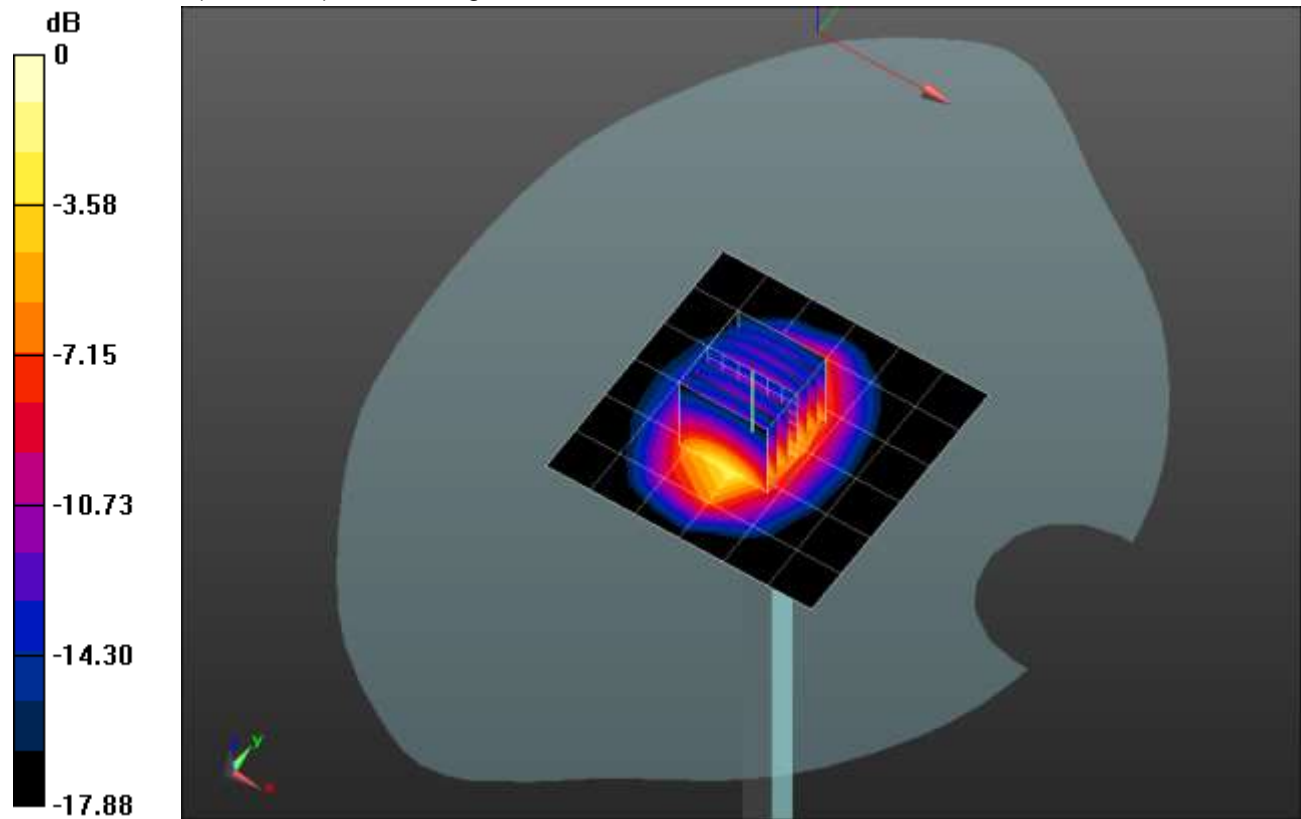
Peak SAR (extrapolated) = 8.74 W/kg

SAR(1 g) = 4.53 W/kg; SAR(10 g) = 2.34 W/kg

Smallest distance from peaks to all points 3 dB below = 10.8 mm

Ratio of SAR at M2 to SAR at M1 = 52.7%

Maximum value of SAR (measured) = 6.19 W/kg



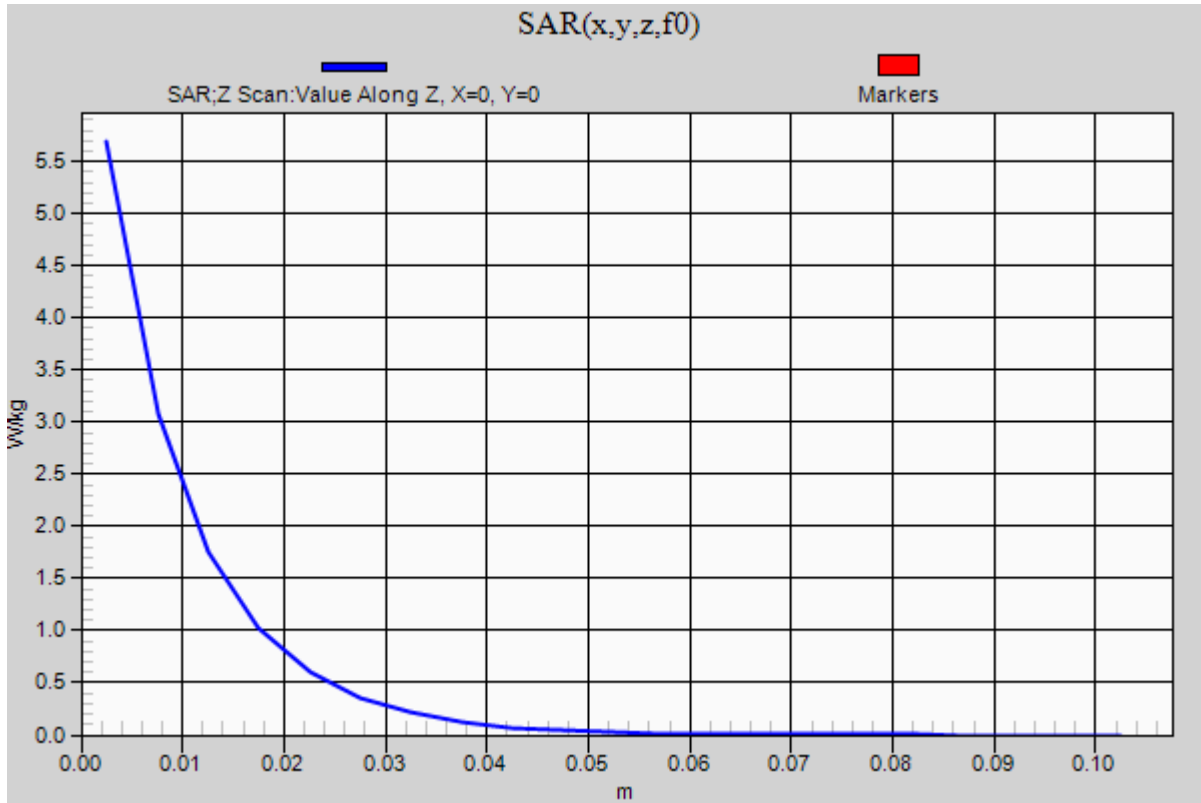
0 dB = 6.19 W/kg = 7.92 dBW/kg

20210524_SystemPerformanceCheck-D1900V2 SN 5d140

Frequency: 1900 MHz; Duty Cycle: 1:1

Head/Pin=100 mW/Z Scan (1x1x21): Measurement grid: dx=20mm, dy=20mm, dz=5mm

Maximum value of SAR (measured) = 5.69 W/kg



20210614 SystemPerformanceCheck-D835V2 SN 4d142

Frequency: 835 MHz; Duty Cycle: 1:1; Room Ambient Temperature: 24.0°C; Liquid Temperature: 23.0°C
Medium parameters used: $f = 835 \text{ MHz}$; $\sigma = 0.907 \text{ S/m}$; $\epsilon_r = 40.871$; $\rho = 1000 \text{ kg/m}^3$

DASY5 Configuration:

- Area Scan Setting: Find Secondary Maximum Within: 2.0 dB and with a peak SAR value greater than 0.0012W/kg
- Electronics: DAE4 Sn1380; Calibrated: 8/19/2020
- Probe: EX3DV4 - SN3749; ConvF(8.96, 8.96, 8.96) @ 835 MHz; Calibrated: 2/5/2021
- Sensor-Surface: 2.5mm (Mechanical Surface Detection)
- Phantom: SAM v4.0(A); Type: QD000P40CD; Serial: 1632

Head/Pin=100 mW/Area Scan (7x7x1): Measurement grid: dx=15mm, dy=15mm

Maximum value of SAR (measured) = 1.04 W/kg

Head/Pin=100 mW/Zoom Scan (7x7x7)/Cube 0: Measurement grid: dx=5mm, dy=5mm, dz=5mm

Reference Value = 35.54 V/m; Power Drift = -0.11 dB

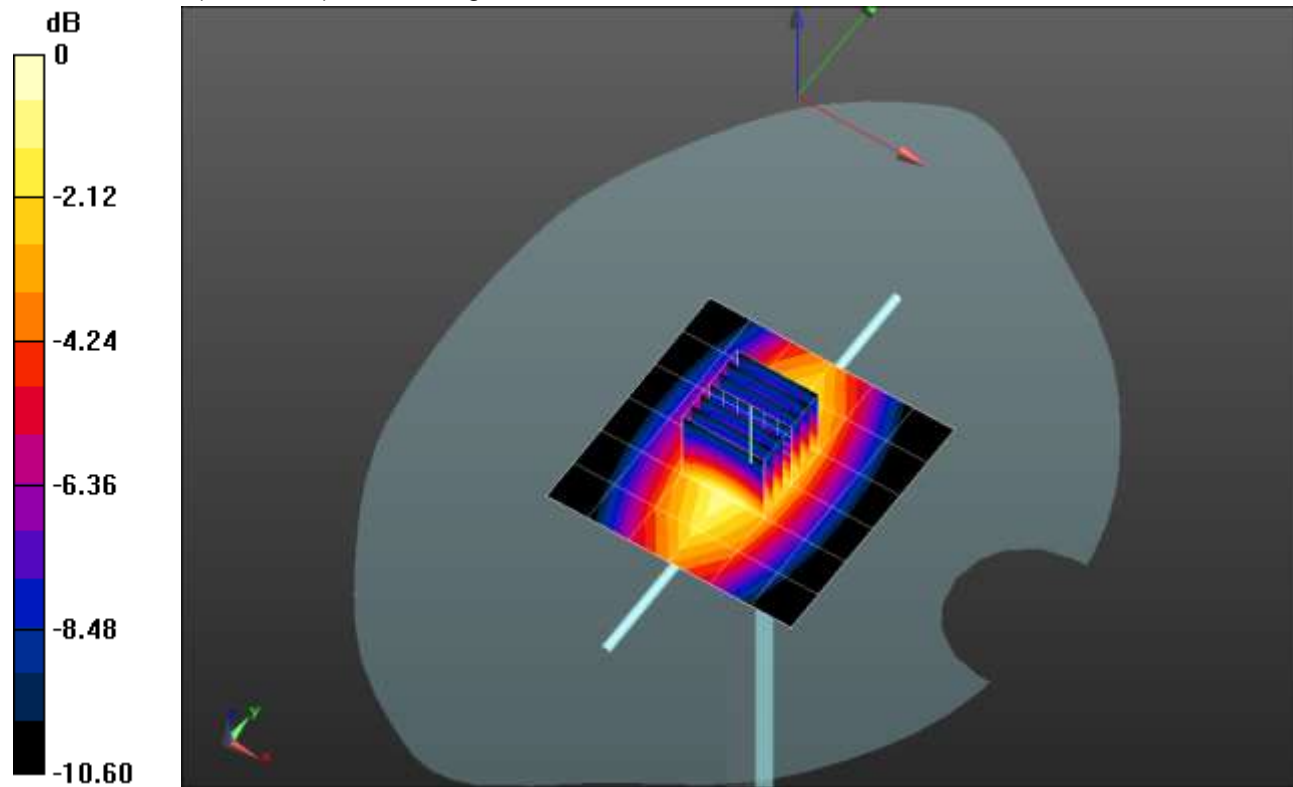
Peak SAR (extrapolated) = 1.39 W/kg

SAR(1 g) = 0.920 W/kg; SAR(10 g) = 0.600 W/kg

Smallest distance from peaks to all points 3 dB below: Larger than measurement grid

Ratio of SAR at M2 to SAR at M1 = 66.2%

Maximum value of SAR (measured) = 1.13 W/kg



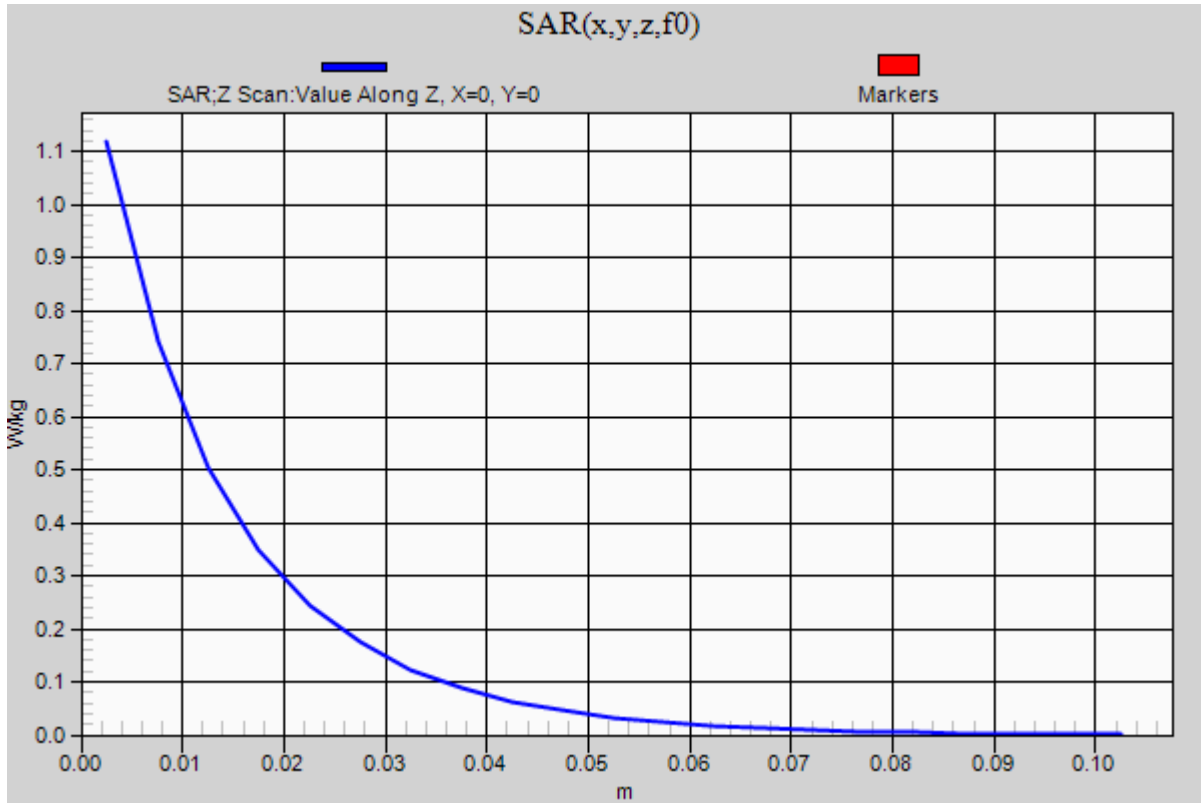
0 dB = 1.13 W/kg = 0.53 dBW/kg

20210614 SystemPerformanceCheck-D835V2 SN 4d142

Frequency: 835 MHz; Duty Cycle: 1:1

Head/Pin=100 mW/Z Scan (1x1x21): Measurement grid: dx=20mm, dy=20mm, dz=5mm

Maximum value of SAR (measured) = 1.12 W/kg



20210616_SystemPerformanceCheck-D1900V2 SN 5d043

Frequency: 1900 MHz; Duty Cycle: 1:1; Room Ambient Temperature: 24.0°C; Liquid Temperature: 23.0°C
Medium parameters used: $f = 1900$ MHz; $\sigma = 1.456$ S/m; $\epsilon_r = 39.401$; $\rho = 1000$ kg/m³

DASY5 Configuration:

- Area Scan Setting: Find Secondary Maximum Within: 2.0 dB and with a peak SAR value greater than 0.0012W/kg
- Electronics: DAE4 Sn1380; Calibrated: 8/19/2020
- Probe: EX3DV4 - SN3749; ConvF(7.86, 7.86, 7.86) @ 1900 MHz; Calibrated: 2/5/2021
- Sensor-Surface: 2.5mm (Mechanical Surface Detection)
- Phantom: SAM v4.0(A); Type: QD000P40CD; Serial: 1632

Head/Pin=100 mW/Area Scan (7x7x1): Measurement grid: dx=15mm, dy=15mm

Maximum value of SAR (measured) = 5.33 W/kg

Head/Pin=100 mW/Zoom Scan (7x7x7)/Cube 0: Measurement grid: dx=5mm, dy=5mm, dz=5mm

Reference Value = 61.19 V/m; Power Drift = -0.18 dB

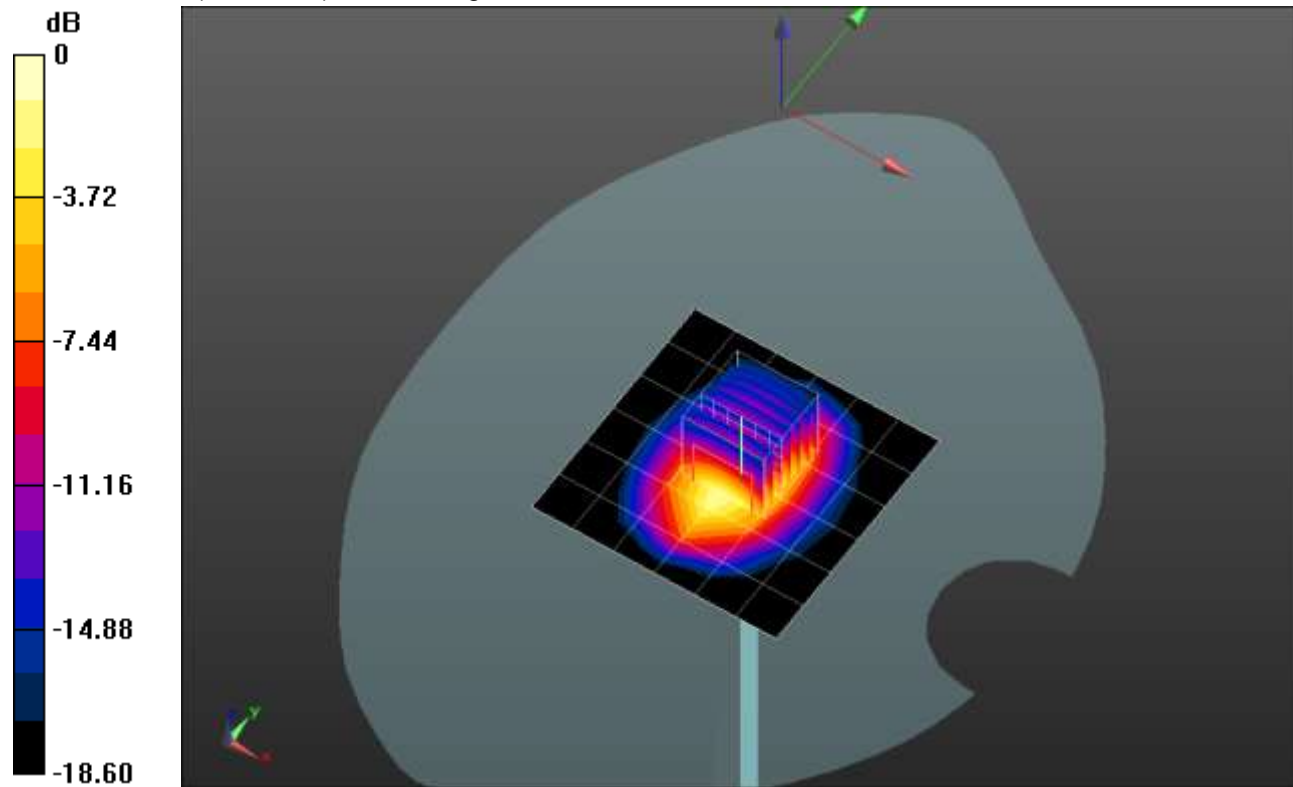
Peak SAR (extrapolated) = 7.29 W/kg

SAR(1 g) = 3.88 W/kg; SAR(10 g) = 2.02 W/kg

Smallest distance from peaks to all points 3 dB below = 11 mm

Ratio of SAR at M2 to SAR at M1 = 53.9%

Maximum value of SAR (measured) = 5.27 W/kg



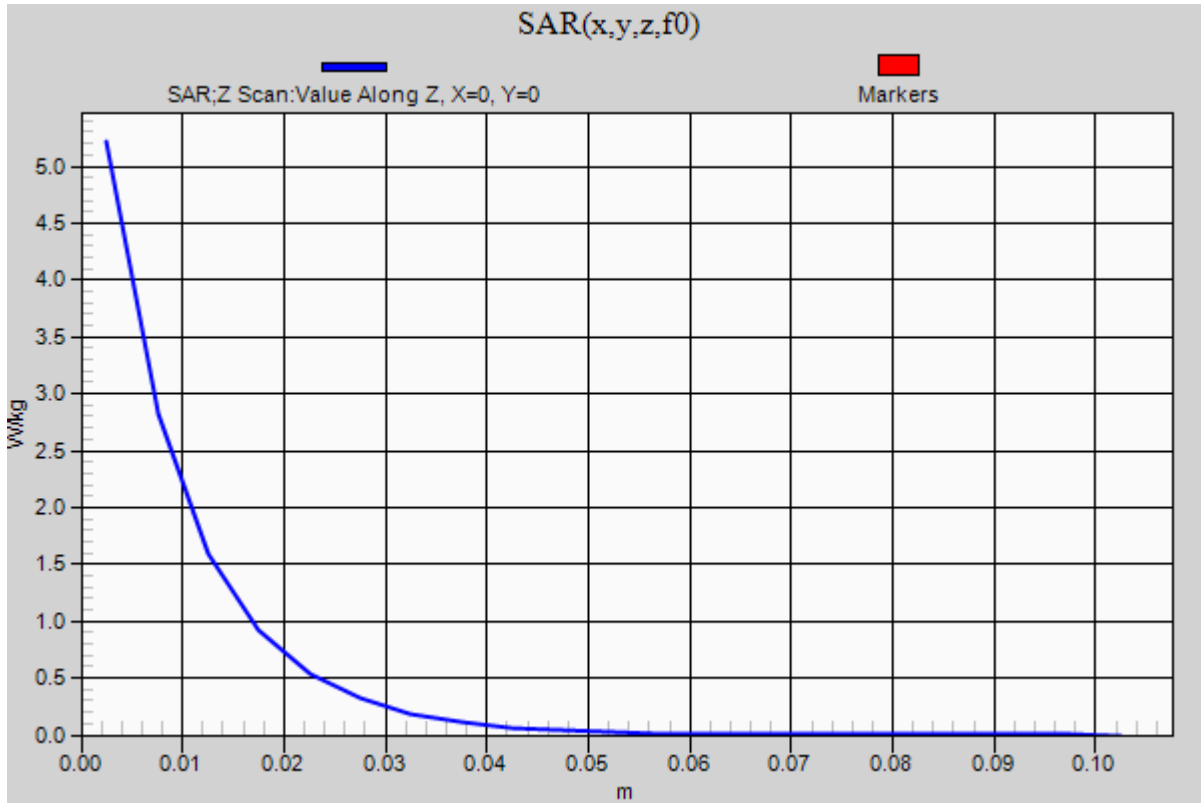
0 dB = 5.27 W/kg = 7.22 dBW/kg

20210616_SystemPerformanceCheck-D1900V2 SN 5d043

Frequency: 1900 MHz; Duty Cycle: 1:1

Head/Pin=100 mW/Z Scan (1x1x21): Measurement grid: dx=20mm, dy=20mm, dz=5mm

Maximum value of SAR (measured) = 5.21 W/kg



20210528_SystemPerformanceCheck-D2300V2 SN 1058

Frequency: 2300 MHz; Duty Cycle: 1:1; Room Ambient Temperature: 24.0°C; Liquid Temperature: 23.0°C
 Medium parameters used: $f = 2300$ MHz; $\sigma = 1.654$ S/m; $\epsilon_r = 38.421$; $\rho = 1000$ kg/m³

DASY5 Configuration:

- Area Scan Setting: Find Secondary Maximum Within: 2.0 dB and with a peak SAR value greater than 0.0012W/kg
- Electronics: DAE4 Sn1547; Calibrated: 4/19/2021
- Probe: EX3DV4 - SN7482; ConvF(7.52, 7.52, 7.52) @ 2300 MHz; Calibrated: 4/26/2021
- Sensor-Surface: 2.5mm (Mechanical Surface Detection)
- Phantom: SAM (B); Type: QD000P40CD; Serial: 1632

Head/Pin=100 mW/Area Scan (8x8x1): Measurement grid: dx=12mm, dy=12mm

Maximum value of SAR (measured) = 6.64 W/kg

Head/Pin=100 mW/Zoom Scan (7x7x7)/Cube 0: Measurement grid: dx=5mm, dy=5mm, dz=5mm

Reference Value = 60.09 V/m; Power Drift = 0.19 dB

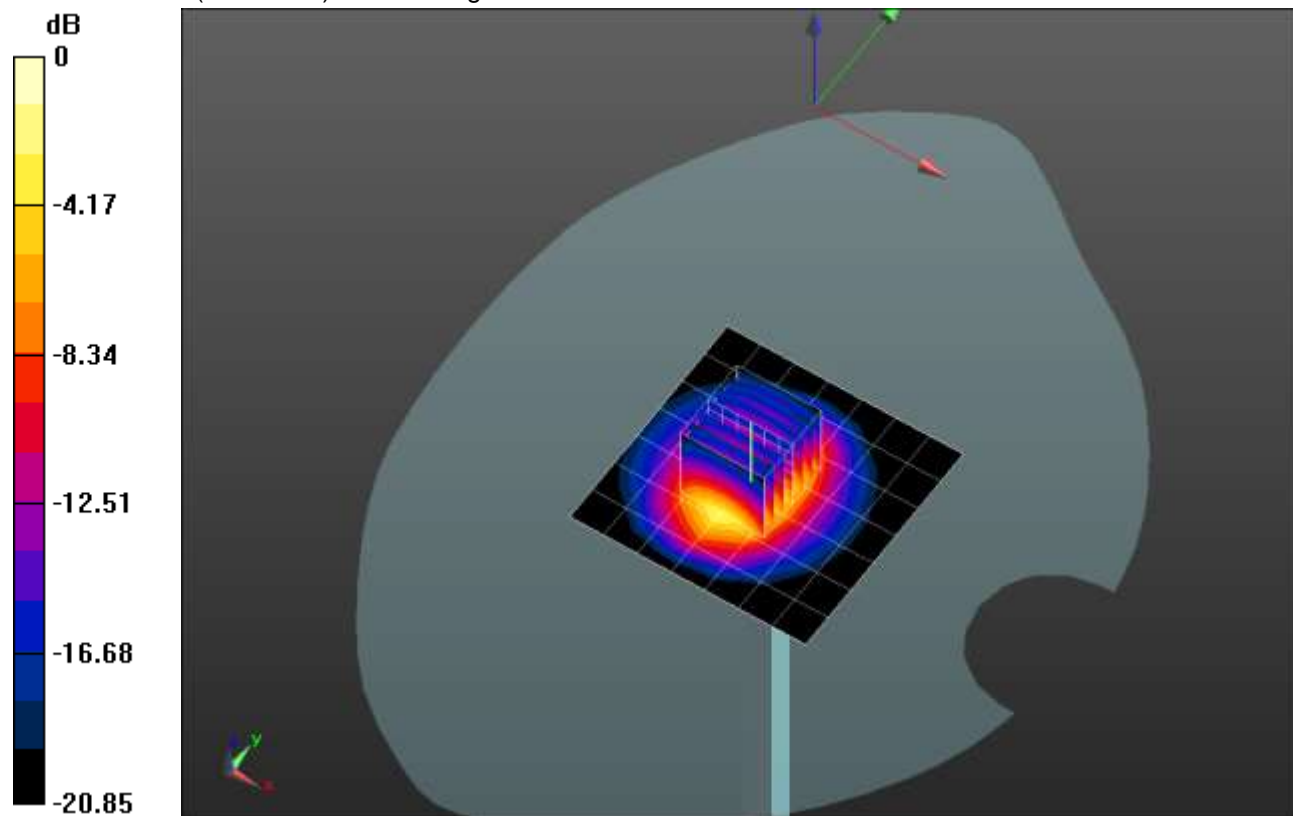
Peak SAR (extrapolated) = 10.1 W/kg

SAR(1 g) = 5.02 W/kg; SAR(10 g) = 2.4 W/kg

Smallest distance from peaks to all points 3 dB below = 10 mm

Ratio of SAR at M2 to SAR at M1 = 50.2%

Maximum value of SAR (measured) = 7.07 W/kg

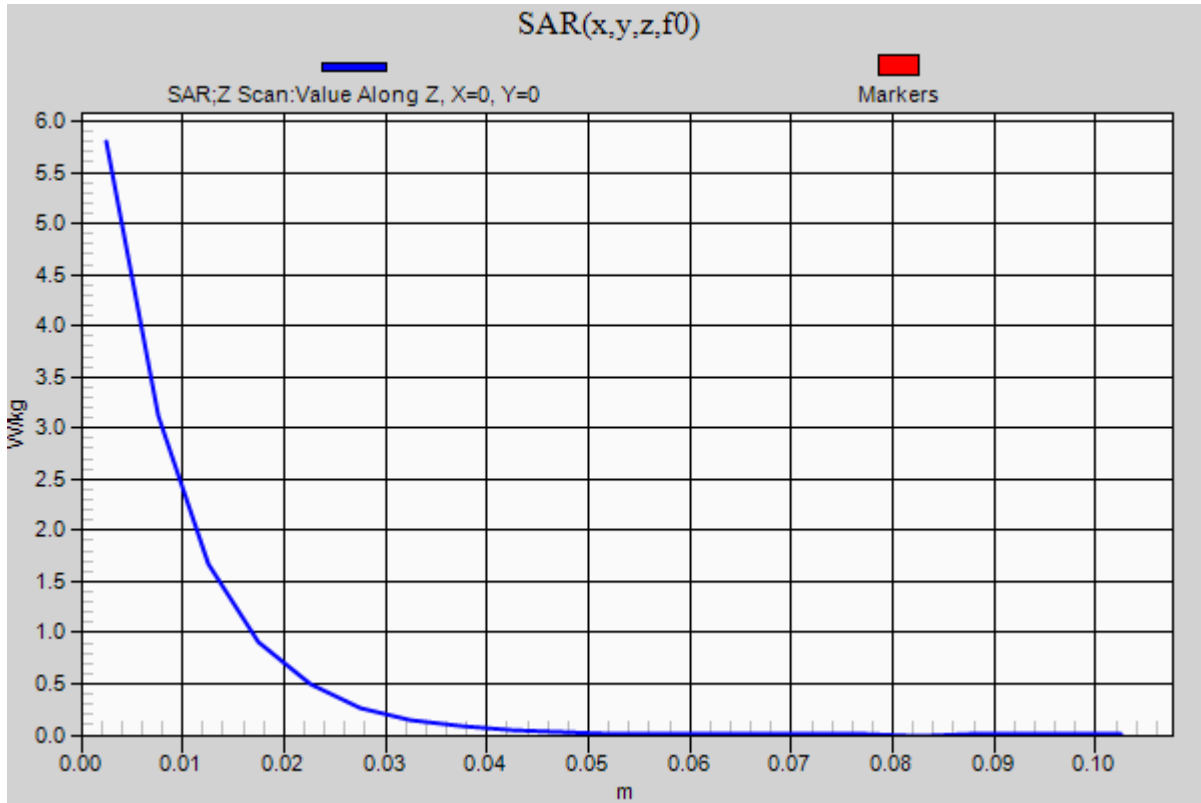


0 dB = 7.07 W/kg = 8.49 dBW/kg

20210528_SystemPerformanceCheck-D2300V2 SN 1058

Frequency: 2300 MHz; Duty Cycle: 1:1

Head/Pin=100 mW/Z Scan (1x1x21): Measurement grid: dx=20mm, dy=20mm, dz=5mm
Maximum value of SAR (measured) = 5.80 W/kg



20210608_SystemPerformanceCheck-D1900V2 SN 5d140

Frequency: 1900 MHz; Duty Cycle: 1:1; Room Ambient Temperature: 24.0°C; Liquid Temperature: 23.0°C

Medium parameters used: $f = 1900$ MHz; $\sigma = 1.418$ S/m; $\epsilon_r = 39.458$; $\rho = 1000$ kg/m³

DASY5 Configuration:

- Area Scan Setting: Find Secondary Maximum Within: 2.0 dB and with a peak SAR value greater than 0.0012W/kg
- Electronics: DAE4 Sn1547; Calibrated: 4/19/2021
- Probe: EX3DV4 - SN7482; ConvF(8.2, 8.2, 8.2) @ 1900 MHz; Calibrated: 4/26/2021
- Sensor-Surface: 2.5mm (Mechanical Surface Detection)
- Phantom: SAM (B); Type: QD000P40CD; Serial: 1632

Head/Pin=100 mW/Area Scan (7x7x1): Measurement grid: dx=15mm, dy=15mm

Maximum value of SAR (measured) = 5.34 W/kg

Head/Pin=100 mW/Zoom Scan (7x7x7)/Cube 0: Measurement grid: dx=5mm, dy=5mm, dz=5mm

Reference Value = 61.77 V/m; Power Drift = 0.11 dB

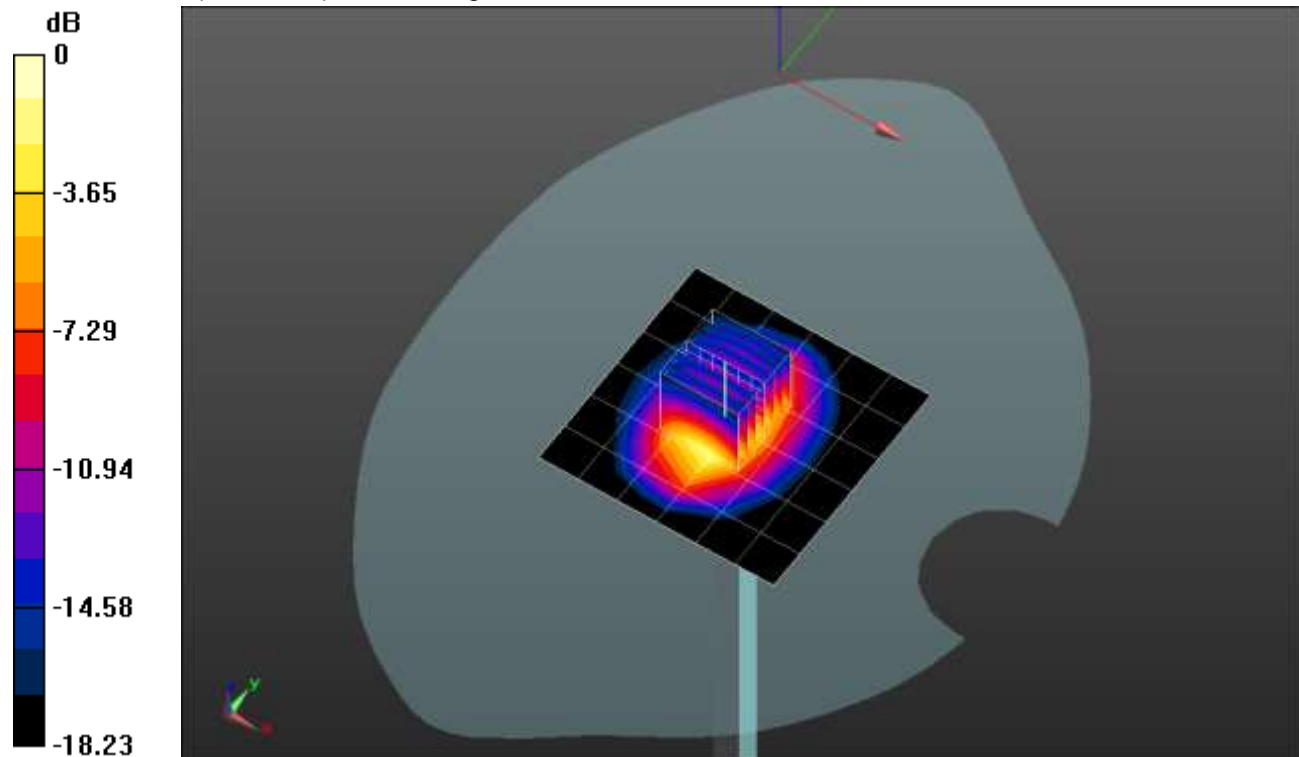
Peak SAR (extrapolated) = 8.03 W/kg

SAR(1 g) = 4.22 W/kg; SAR(10 g) = 2.17 W/kg

Smallest distance from peaks to all points 3 dB below = 11 mm

Ratio of SAR at M2 to SAR at M1 = 53.1%

Maximum value of SAR (measured) = 5.74 W/kg

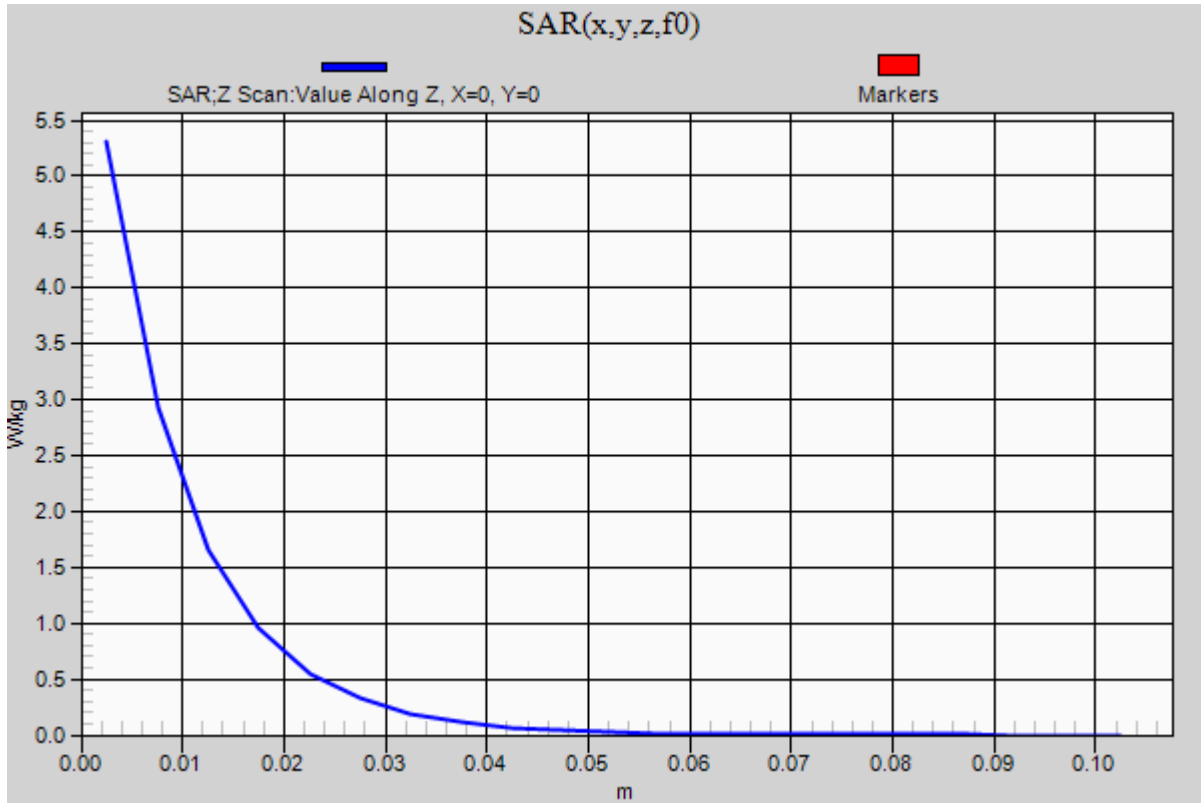


0 dB = 5.74 W/kg = 7.59 dBW/kg

20210608_SystemPerformanceCheck-D1900V2 SN 5d140

Frequency: 1900 MHz; Duty Cycle: 1:1

Head/Pin=100 mW/Z Scan (1x1x21): Measurement grid: dx=20mm, dy=20mm, dz=5mm
Maximum value of SAR (measured) = 5.31 W/kg



20210612_SystemPerformanceCheck-D2600V2 SN 1006

Frequency: 2600 MHz; Duty Cycle: 1:1; Room Ambient Temperature: 24.0°C; Liquid Temperature: 23.0°C
 Medium parameters used: $f = 2600$ MHz; $\sigma = 2.031$ S/m; $\epsilon_r = 40.295$; $\rho = 1000$ kg/m³

DASY5 Configuration:

- Area Scan Setting: Find Secondary Maximum Within: 2.0 dB and with a peak SAR value greater than 0.0012W/kg
- Electronics: DAE4 Sn1547; Calibrated: 4/19/2021
- Probe: EX3DV4 - SN7482; ConvF(6.97, 6.97, 6.97) @ 2600 MHz; Calibrated: 4/26/2021
- Sensor-Surface: 2.5mm (Mechanical Surface Detection)
- Phantom: SAM (B); Type: QD000P40CD; Serial: 1632

Head/Pin=100 mW 2/Area Scan (8x8x1): Measurement grid: dx=12mm, dy=12mm

Maximum value of SAR (measured) = 7.63 W/kg

Head/Pin=100 mW 2/Zoom Scan (7x7x7)/Cube 0: Measurement grid: dx=5mm, dy=5mm, dz=5mm

Reference Value = 51.54 V/m; Power Drift = 0.05 dB

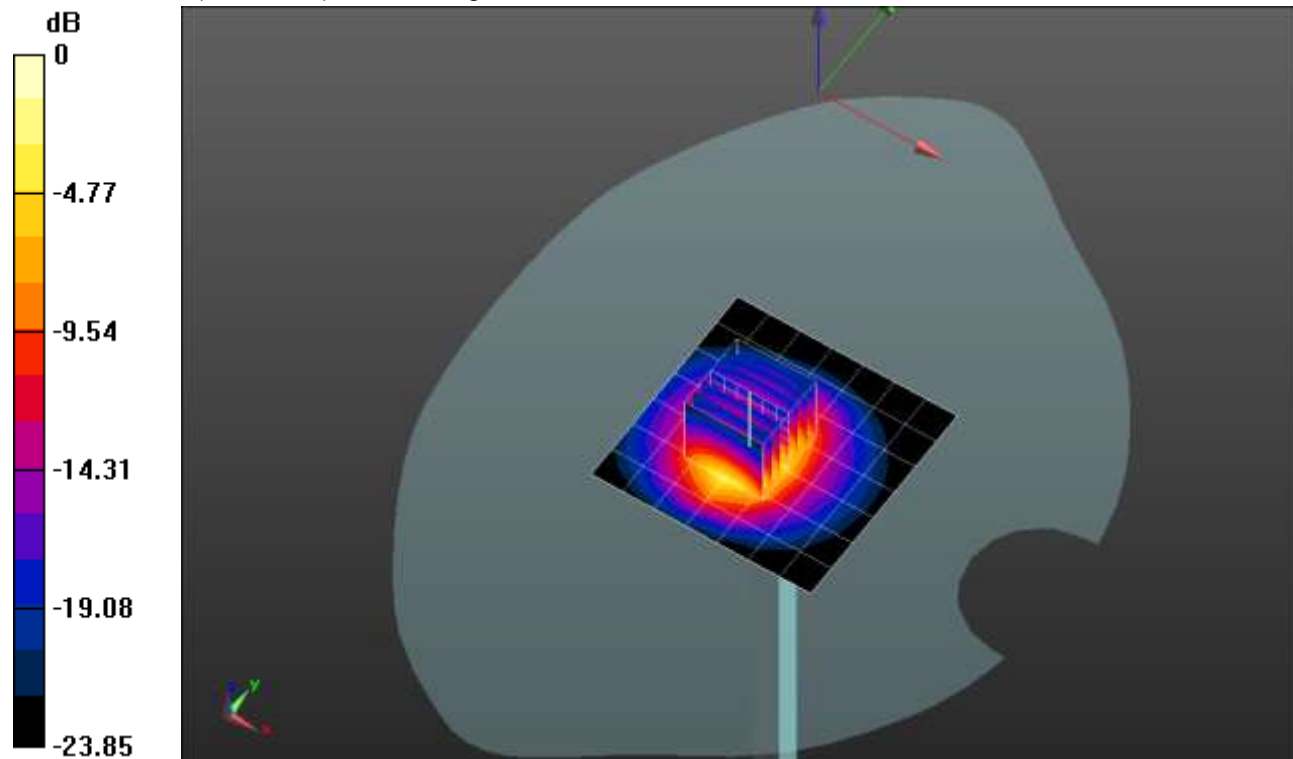
Peak SAR (extrapolated) = 11.6 W/kg

SAR(1 g) = 5.33 W/kg; SAR(10 g) = 2.38 W/kg

Smallest distance from peaks to all points 3 dB below = 9.2 mm

Ratio of SAR at M2 to SAR at M1 = 46.4%

Maximum value of SAR (measured) = 7.74 W/kg

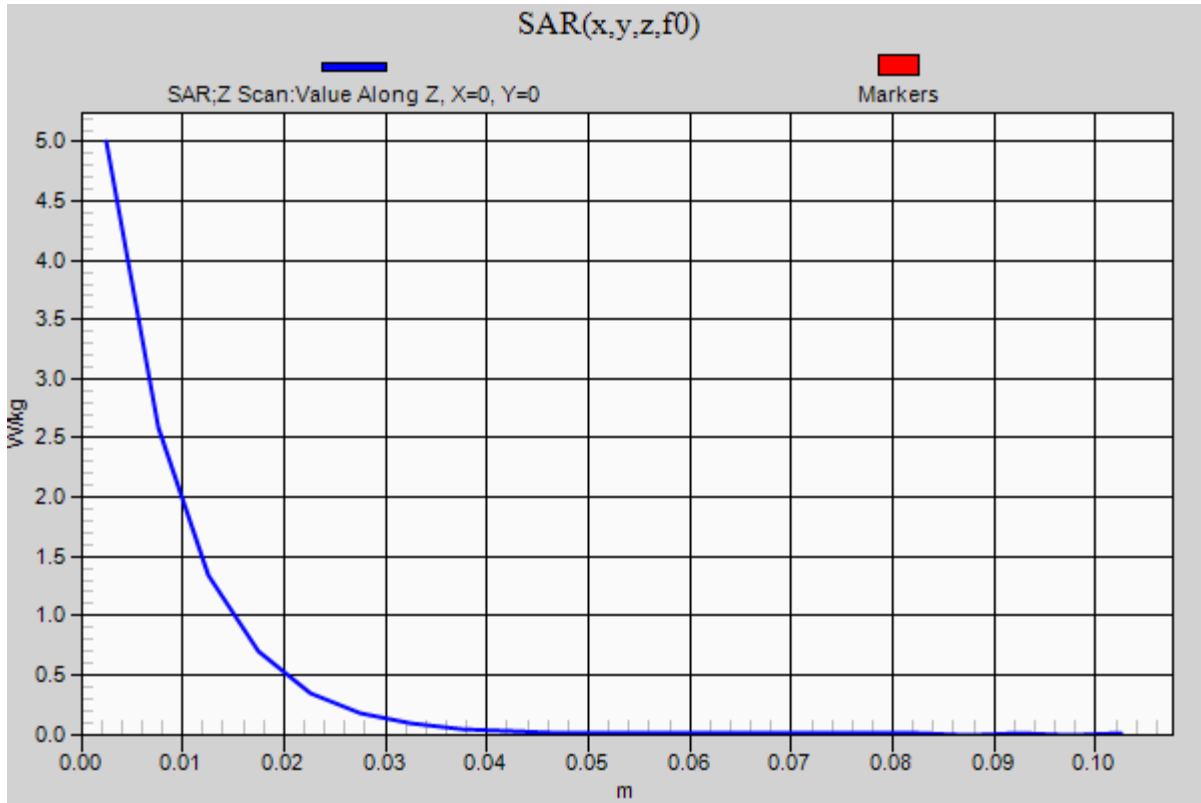


0 dB = 7.74 W/kg = 8.89 dBW/kg

20210611_SystemPerformanceCheck-D2600V2 SN 1006

Frequency: 2600 MHz; Duty Cycle: 1:1

Head/Pin=100 mW 2/Z Scan (1x1x21): Measurement grid: dx=20mm, dy=20mm, dz=5mm
Maximum value of SAR (measured) = 5.00 W/kg



20210618_SystemPerformanceCheck-D2450V2 SN 899

Frequency: 2450 MHz; Duty Cycle: 1:1; Room Ambient Temperature: 24.0°C; Liquid Temperature: 23.0°C

Medium parameters used: $f = 2450$ MHz; $\sigma = 1.823$ S/m; $\epsilon_r = 38.921$; $\rho = 1000$ kg/m³

DASY5 Configuration:

- Area Scan Setting: Find Secondary Maximum Within: 2.0 dB and with a peak SAR value greater than 0.0012W/kg
- Electronics: DAE4 Sn1547; Calibrated: 4/19/2021
- Probe: EX3DV4 - SN7482; ConvF(7.21, 7.21, 7.21) @ 2450 MHz; Calibrated: 4/26/2021
- Sensor-Surface: 2.5mm (Mechanical Surface Detection)
- Phantom: SAM (B); Type: QD000P40CD; Serial: 1632

Head/Pin=100 mW/Area Scan (8x8x1): Measurement grid: dx=12mm, dy=12mm

Maximum value of SAR (measured) = 6.92 W/kg

Head/Pin=100 mW/Zoom Scan (7x7x7)/Cube 0: Measurement grid: dx=5mm, dy=5mm, dz=5mm

Reference Value = 48.23 V/m; Power Drift = 0.15 dB

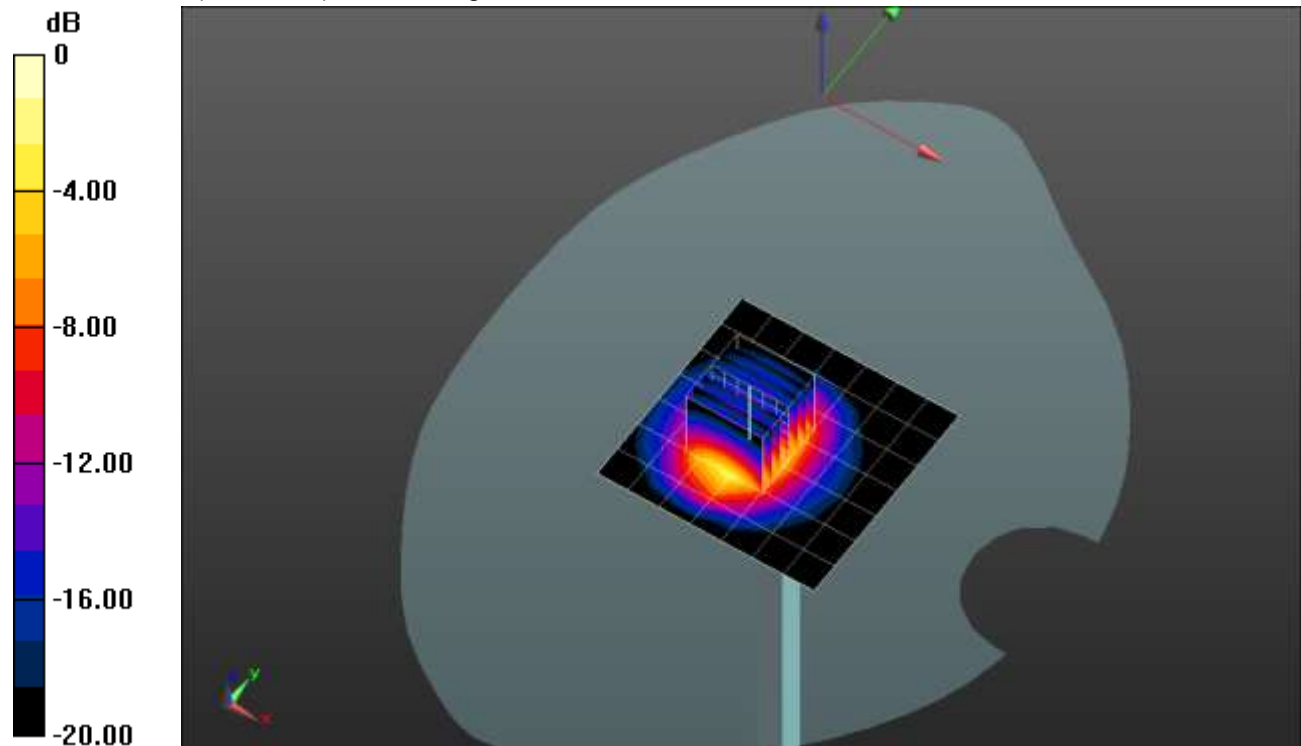
Peak SAR (extrapolated) = 10.7 W/kg

SAR(1 g) = 5.06 W/kg; SAR(10 g) = 2.34 W/kg

Smallest distance from peaks to all points 3 dB below = 9.5 mm

Ratio of SAR at M2 to SAR at M1 = 47.7%

Maximum value of SAR (measured) = 7.21 W/kg

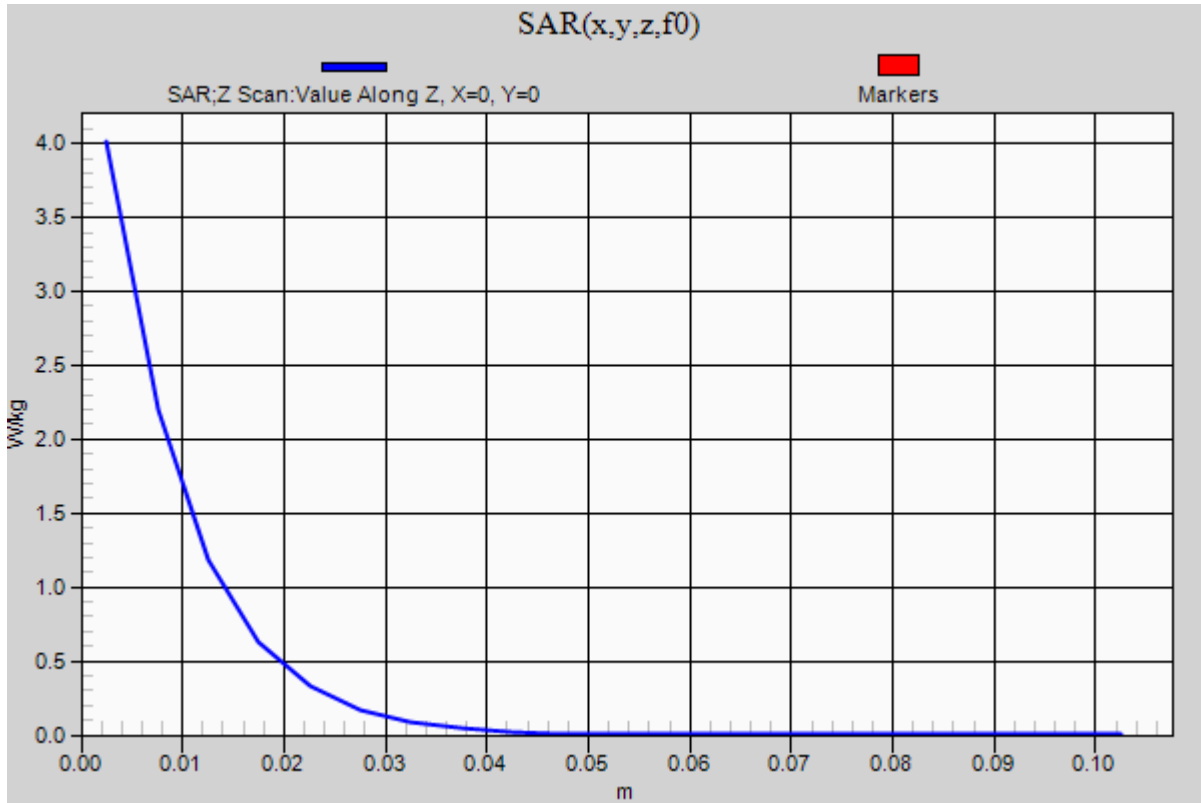


0 dB = 7.21 W/kg = 8.58 dBW/kg

20210618_SystemPerformanceCheck-D2450V2 SN 899

Frequency: 2450 MHz; Duty Cycle: 1:1

Head/Pin=100 mW/Z Scan (1x1x21): Measurement grid: dx=20mm, dy=20mm, dz=5mm
Maximum value of SAR (measured) = 4.01 W/kg



20210710_SystemPerformanceCheck-D2300V2 SN 1002

Frequency: 2300 MHz; Duty Cycle: 1:1; Room Ambient Temperature: 24.0°C; Liquid Temperature: 23.0°C
 Medium parameters used: $f = 2300$ MHz; $\sigma = 1.742$ S/m; $\epsilon_r = 38.872$; $\rho = 1000$ kg/m³

DASY5 Configuration:

- Area Scan Setting: Find Secondary Maximum Within: 2.0 dB and with a peak SAR value greater than 0.0012W/kg
- Electronics: DAE4 Sn1547; Calibrated: 4/19/2021
- Probe: EX3DV4 - SN7482; ConvF(7.52, 7.52, 7.52) @ 2300 MHz; Calibrated: 4/26/2021
- Sensor-Surface: 2.5mm (Mechanical Surface Detection)
- Phantom: SAM (B); Type: QD000P40CD; Serial: 1632

Head/Pin=100 mW/Area Scan (8x8x1): Measurement grid: dx=12mm, dy=12mm

Maximum value of SAR (measured) = 5.71 W/kg

Head/Pin=100 mW/Zoom Scan (7x7x7)/Cube 0: Measurement grid: dx=5mm, dy=5mm, dz=5mm

Reference Value = 41.03 V/m; Power Drift = 0.10 dB

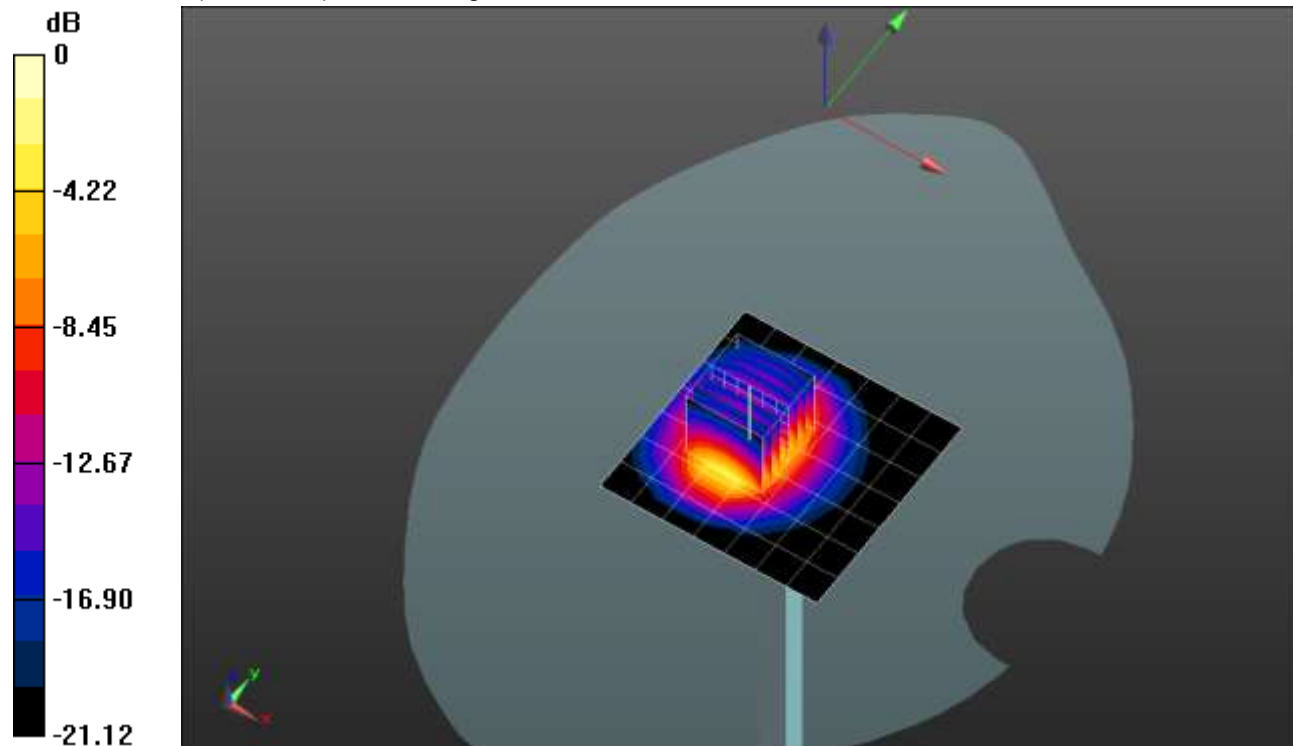
Peak SAR (extrapolated) = 10.7 W/kg

SAR(1 g) = 5.27 W/kg; SAR(10 g) = 2.5 W/kg

Smallest distance from peaks to all points 3 dB below = 10 mm

Ratio of SAR at M2 to SAR at M1 = 50%

Maximum value of SAR (measured) = 7.45 W/kg

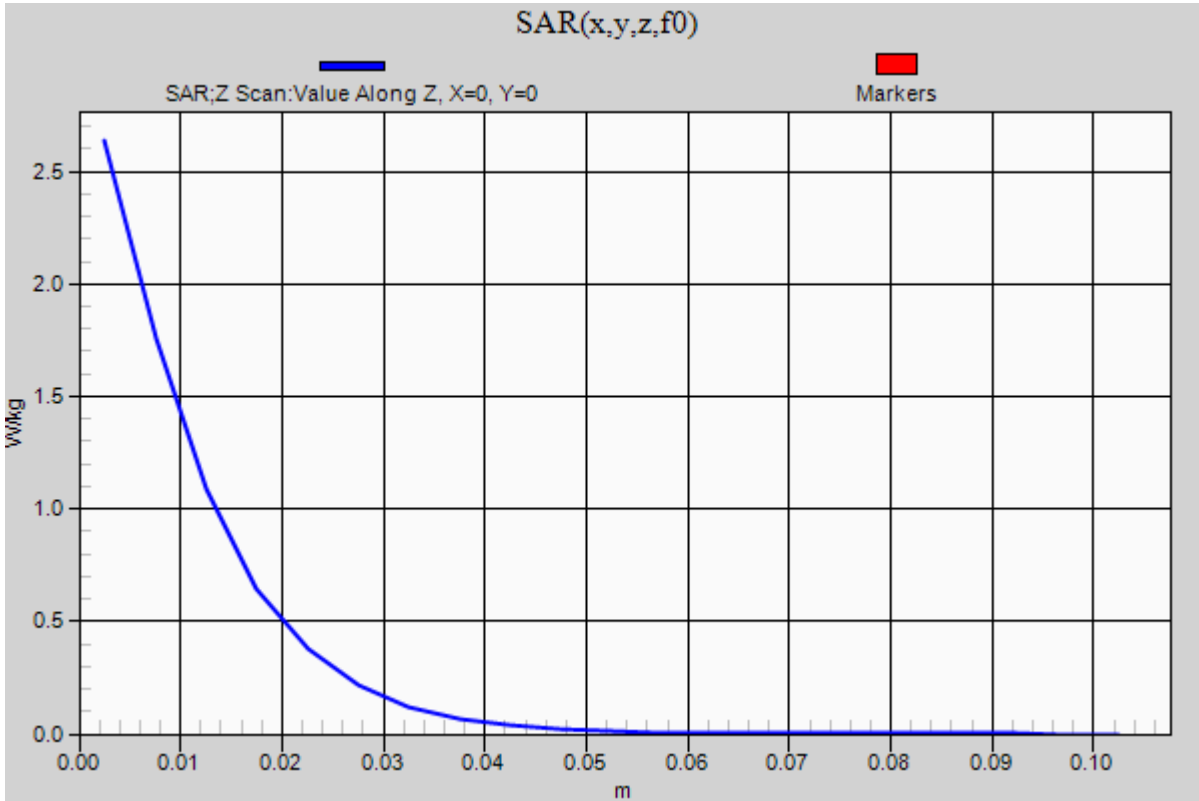


0 dB = 7.45 W/kg = 8.72 dBW/kg

20210710_SystemPerformanceCheck-D2300V2 SN 1002

Frequency: 2300 MHz; Duty Cycle: 1:1

Head/Pin=100 mW/Z Scan (1x1x21): Measurement grid: dx=20mm, dy=20mm, dz=5mm
Maximum value of SAR (measured) = 2.64 W/kg



20210528_SystemPerformanceCheck-D2450V2 SN 899

Frequency: 2450 MHz; Duty Cycle: 1:1; Room Ambient Temperature: 24.0°C; Liquid Temperature: 23.0°C
 Medium parameters used: $f = 2450 \text{ MHz}$; $\sigma = 1.889 \text{ S/m}$; $\epsilon_r = 37.508$; $\rho = 1000 \text{ kg/m}^3$

DASY5 Configuration:

- Area Scan Setting: Find Secondary Maximum Within: 2.0 dB and with a peak SAR value greater than 0.0012W/kg
- Electronics: DAE4 Sn1540; Calibrated: 1/27/2021
- Probe: EX3DV4 - SN7500; ConvF(7.69, 7.69, 7.69) @ 2450 MHz; Calibrated: 3/18/2021
- Sensor-Surface: 2.5mm (Mechanical Surface Detection)
- Phantom: Twin-SAM V5.0 (30deg probe tilt); Type: QD 000 P40 CE; Serial: xxxx

Head/Pin=100 mW/Area Scan (8x8x1): Measurement grid: dx=12mm, dy=12mm

Maximum value of SAR (measured) = 5.61 W/kg

Head/Pin=100 mW/Zoom Scan (7x7x7)/Cube 0: Measurement grid: dx=5mm, dy=5mm, dz=5mm

Reference Value = 65.32 V/m; Power Drift = -0.05 dB

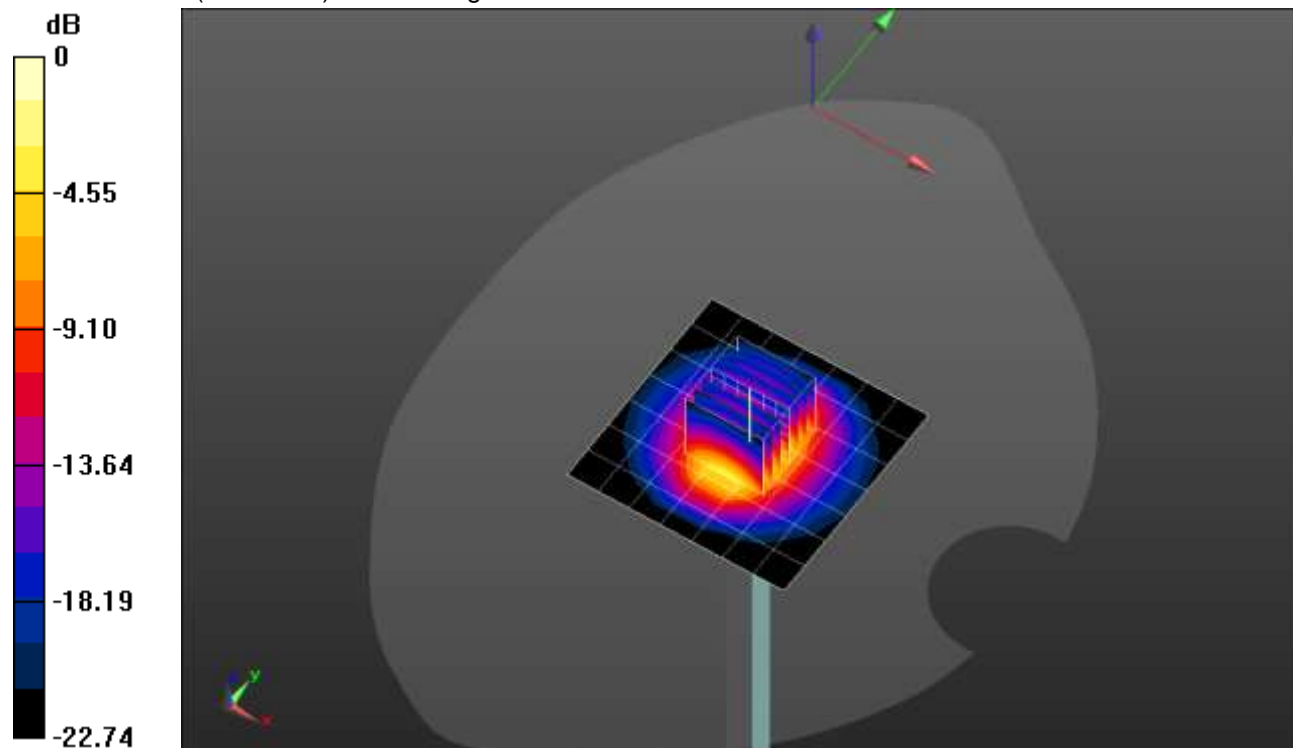
Peak SAR (extrapolated) = 11.7 W/kg

SAR(1 g) = 5.46 W/kg; SAR(10 g) = 2.49 W/kg

Smallest distance from peaks to all points 3 dB below = 9.8 mm

Ratio of SAR at M2 to SAR at M1 = 47.1%

Maximum value of SAR (measured) = 7.88 W/kg



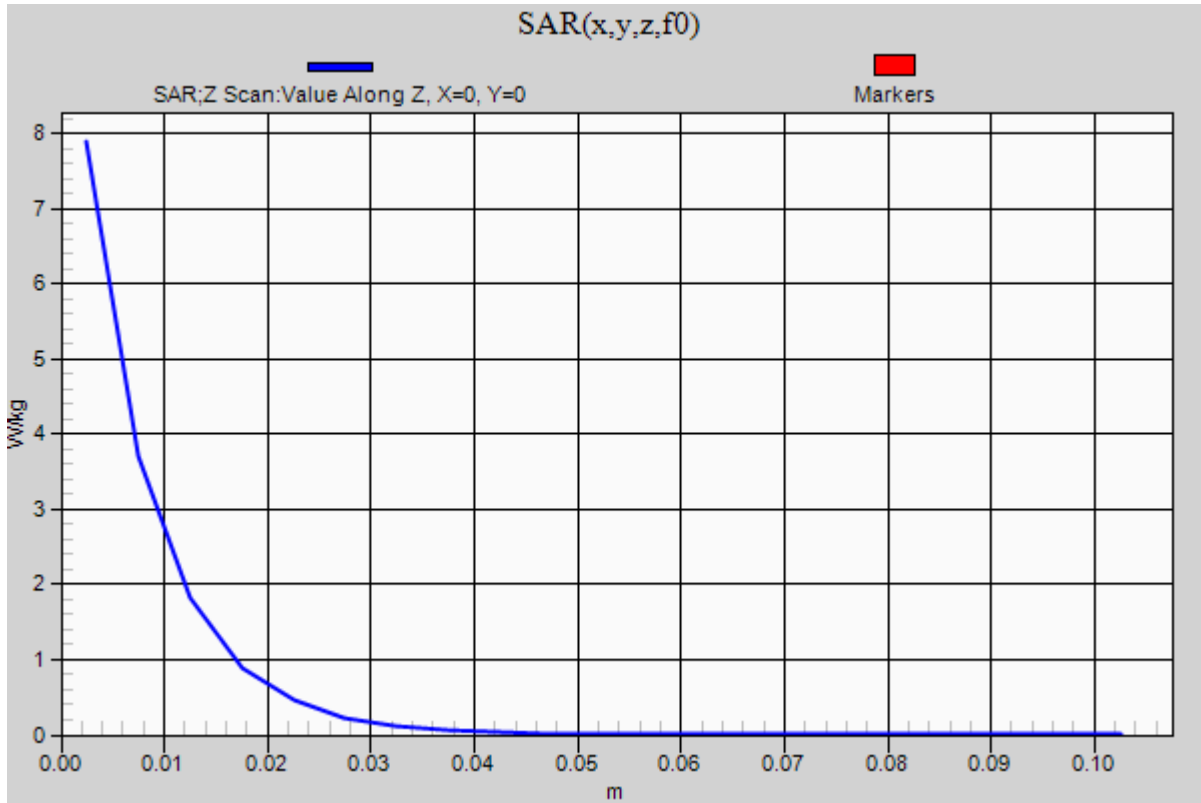
0 dB = 7.88 W/kg = 8.97 dBW/kg

20210528_SystemPerformanceCheck-D2450V2 SN 899

Frequency: 2450 MHz; Duty Cycle: 1:1

Head/Pin=100 mW/Z Scan (1x1x21): Measurement grid: dx=20mm, dy=20mm, dz=5mm

Maximum value of SAR (measured) = 7.89 W/kg



20210706_SystemPerformanceCheck-D2450V2 SN 706

Frequency: 2450 MHz; Duty Cycle: 1:1; Room Ambient Temperature: 24.0°C; Liquid Temperature: 23.0°C
 Medium parameters used: $f = 2450$ MHz; $\sigma = 1.877$ S/m; $\epsilon_r = 40.271$; $\rho = 1000$ kg/m³

DASY5 Configuration:

- Area Scan Setting: Find Secondary Maximum Within: 2.0 dB and with a peak SAR value greater than 0.0012W/kg
- Electronics: DAE4 Sn1540; Calibrated: 1/27/2021
- Probe: EX3DV4 - SN7500; ConvF(7.69, 7.69, 7.69) @ 2450 MHz; Calibrated: 3/18/2021
- Sensor-Surface: 2.5mm (Mechanical Surface Detection (Locations From Previous Scan Used)), Sensor-Surface: 2.5mm (Mechanical Surface Detection)
- Phantom: Twin-SAM V5.0 (30deg probe tilt); Type: QD 000 P40 CD; Serial: 1831

Head/Pin=100 mW/Area Scan (8x8x1): Measurement grid: dx=12mm, dy=12mm

Maximum value of SAR (measured) = 6.56 W/kg

Head/Pin=100 mW/Zoom Scan (7x7x7)/Cube 0: Measurement grid: dx=5mm, dy=5mm, dz=5mm

Reference Value = 65.47 V/m; Power Drift = 0.03 dB

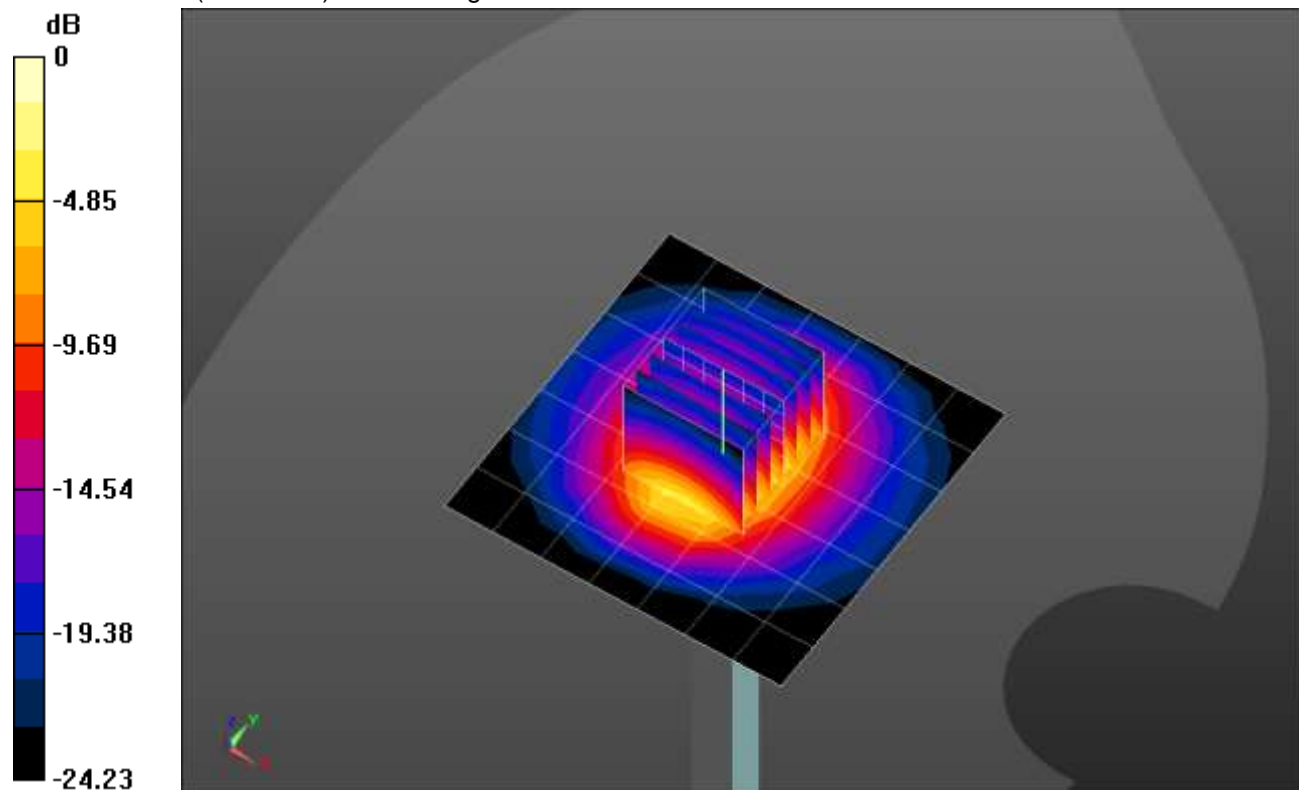
Peak SAR (extrapolated) = 12.7 W/kg

SAR(1 g) = 5.74 W/kg; SAR(10 g) = 2.58 W/kg

Smallest distance from peaks to all points 3 dB below = 10 mm

Ratio of SAR at M2 to SAR at M1 = 45.3%

Maximum value of SAR (measured) = 8.25 W/kg



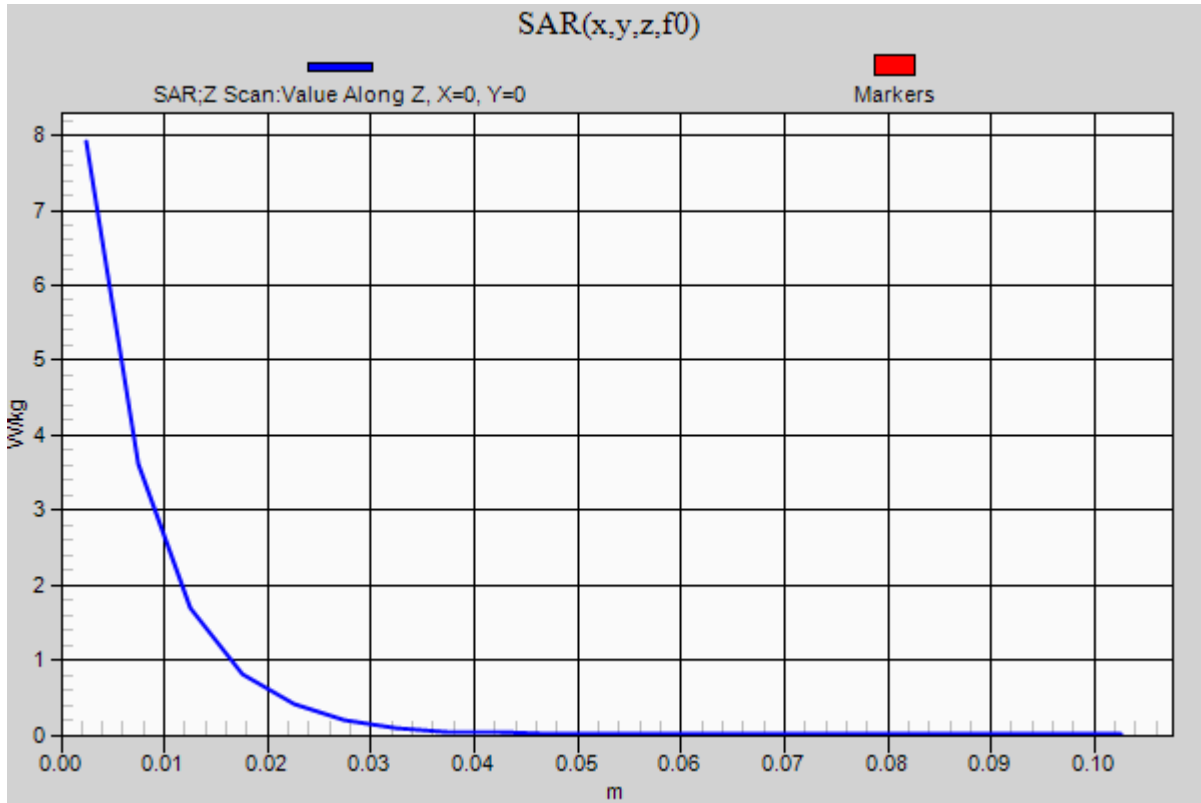
0 dB = 8.25 W/kg = 9.16 dBW/kg

20210706_SystemPerformanceCheck-D2450V2 SN 706

Frequency: 2450 MHz; Duty Cycle: 1:1

Head/Pin=100 mW/Z Scan (1x1x21): Measurement grid: dx=20mm, dy=20mm, dz=5mm

Maximum value of SAR (measured) = 7.91 W/kg



20210613_SystemPerformanceCheck-D5GHzV2 SN 1003

Frequency: 5600 MHz; Duty Cycle: 1:1; Room Ambient Temperature: 24.0°C; Liquid Temperature: 23.0°C
 Medium parameters used: $f = 5600$ MHz; $\sigma = 4.856$ S/m; $\epsilon_r = 34.888$; $\rho = 1000$ kg/m³

DASY5 Configuration:

- Area Scan Setting: Find Secondary Maximum Within: 2.0 dB and with a peak SAR value greater than 0.0012W/kg
- Electronics: DAE4 Sn1433; Calibrated: 2/24/2021
- Probe: EX3DV4 - SN7356; ConvF(5.04, 5.04, 5.04) @ 5600 MHz; Calibrated: 3/19/2021
- Sensor-Surface: 1.4mm (Mechanical Surface Detection)
- Phantom: Twin-SAM V5.0 (20deg probe tilt); Type: QD 000 P40 CD; Serial: 1740

Head/5.6 GHz, Pin=100mW/Area Scan (7x7x1): Measurement grid: dx=10mm, dy=10mm
 Maximum value of SAR (measured) = 15.3 W/kg

Head/5.6 GHz, Pin=100mW/Zoom Scan (8x8x8)/Cube 0: Measurement grid: dx=4mm, dy=4mm, dz=1.4mm

Reference Value = 49.94 V/m; Power Drift = 0.05 dB

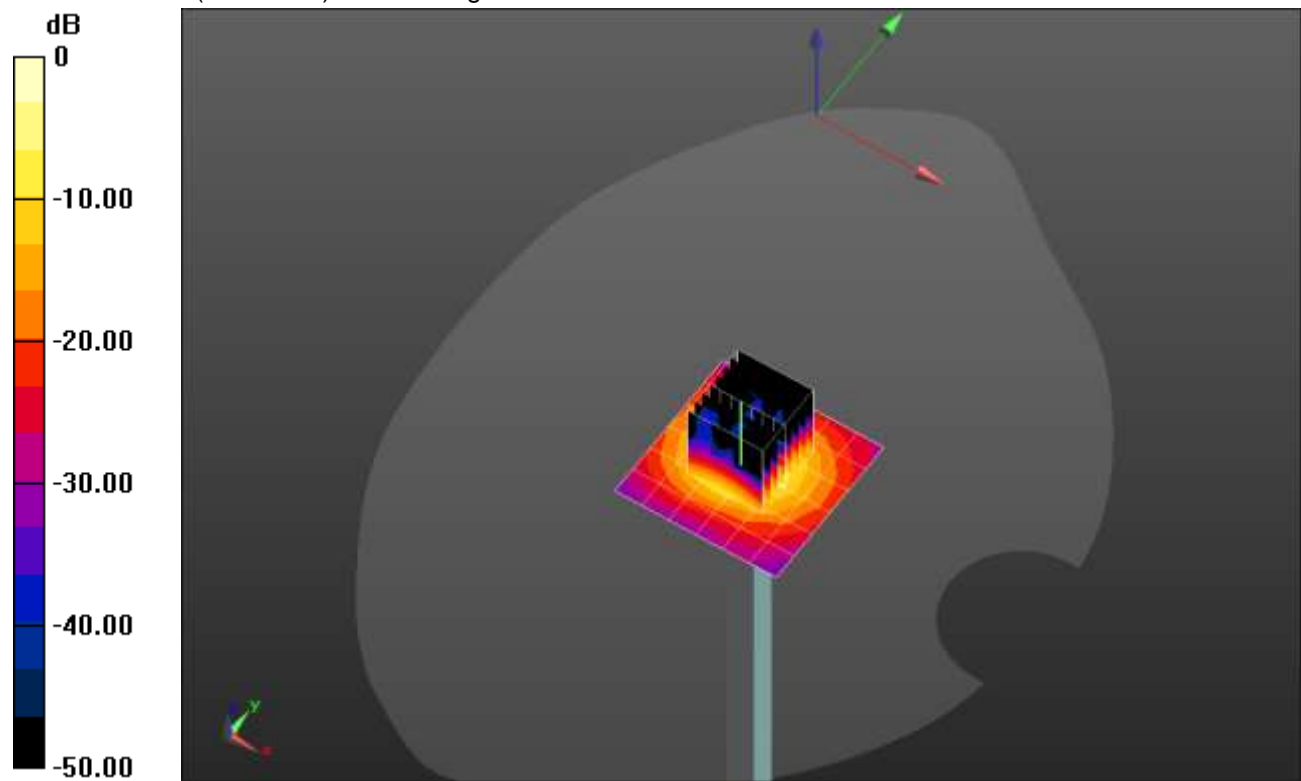
Peak SAR (extrapolated) = 40.2 W/kg

SAR(1 g) = 9.24 W/kg; SAR(10 g) = 2.59 W/kg

Smallest distance from peaks to all points 3 dB below = 7.2 mm

Ratio of SAR at M2 to SAR at M1 = 62.9%

Maximum value of SAR (measured) = 22.5 W/kg

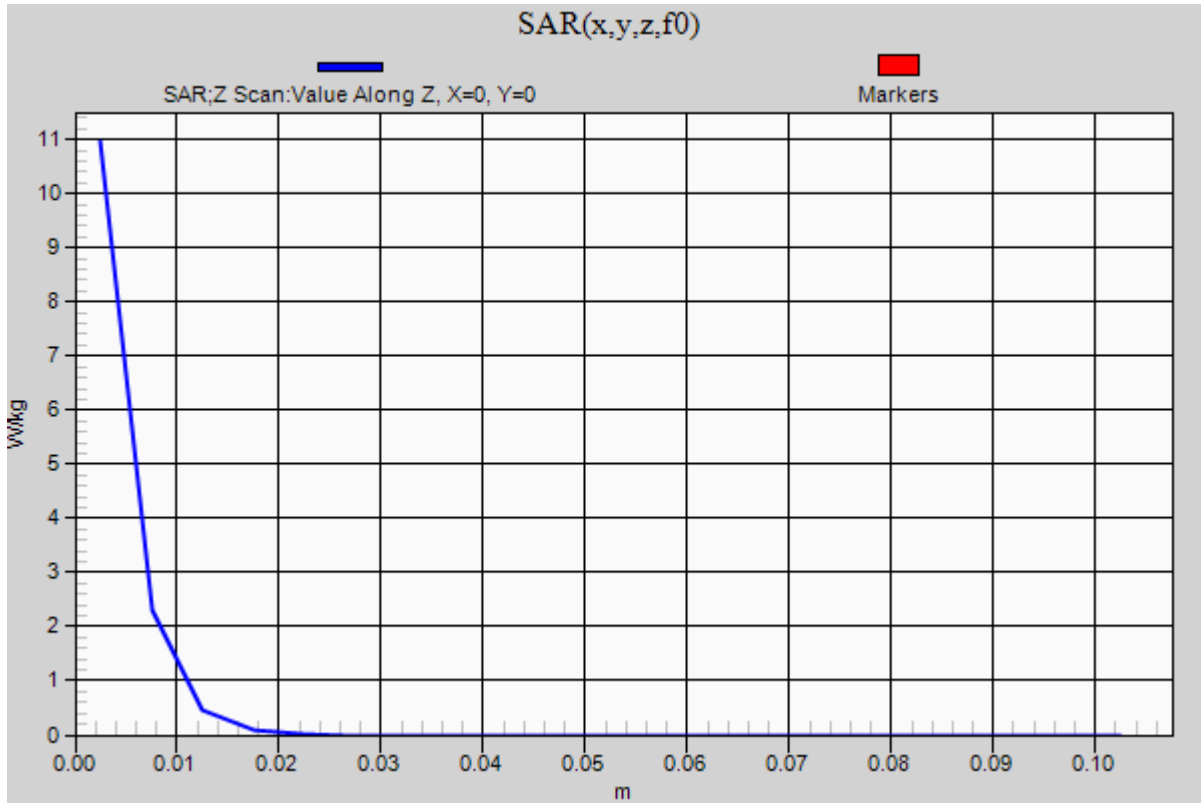


0 dB = 22.5 W/kg = 13.52 dBW/kg

20210613_SystemPerformanceCheck-D5GHzV2 SN 1003

Frequency: 5600 MHz; Duty Cycle: 1:1

Head/5.6 GHz, Pin=100mW/Z Scan (1x1x21): Measurement grid: dx=20mm, dy=20mm, dz=5mm
Maximum value of SAR (measured) = 11.0 W/kg



20210706_SystemPerformanceCheck-D5GHzV2 SN 1168

Frequency: 5250 MHz; Duty Cycle: 1:1; Room Ambient Temperature: 24.0°C; Liquid Temperature: 23.0°C
 Medium parameters used: $f = 5250 \text{ MHz}$; $\sigma = 4.694 \text{ S/m}$; $\epsilon_r = 35.632$; $\rho = 1000 \text{ kg/m}^3$

DASY5 Configuration:

- Area Scan Setting: Find Secondary Maximum Within: 2.0 dB and with a peak SAR value greater than 0.0012W/kg
- Electronics: DAE4 Sn1433; Calibrated: 2/24/2021
- Probe: EX3DV4 - SN7356; ConvF(5.54, 5.54, 5.54) @ 5250 MHz; Calibrated: 3/19/2021
- Sensor-Surface: 1.4mm (Mechanical Surface Detection)
- Phantom: Twin-SAM V5.0 (20deg probe tilt); Type: SAM;

Head/5.25 GHz, Pin=100mW/Area Scan (7x7x1): Measurement grid: dx=10mm, dy=10mm
 Maximum value of SAR (measured) = 20.3 W/kg

Head/5.25 GHz, Pin=100mW/Zoom Scan (8x8x8)/Cube 0: Measurement grid: dx=4mm, dy=4mm, dz=1.4mm

Reference Value = 57.75 V/m; Power Drift = -0.02 dB

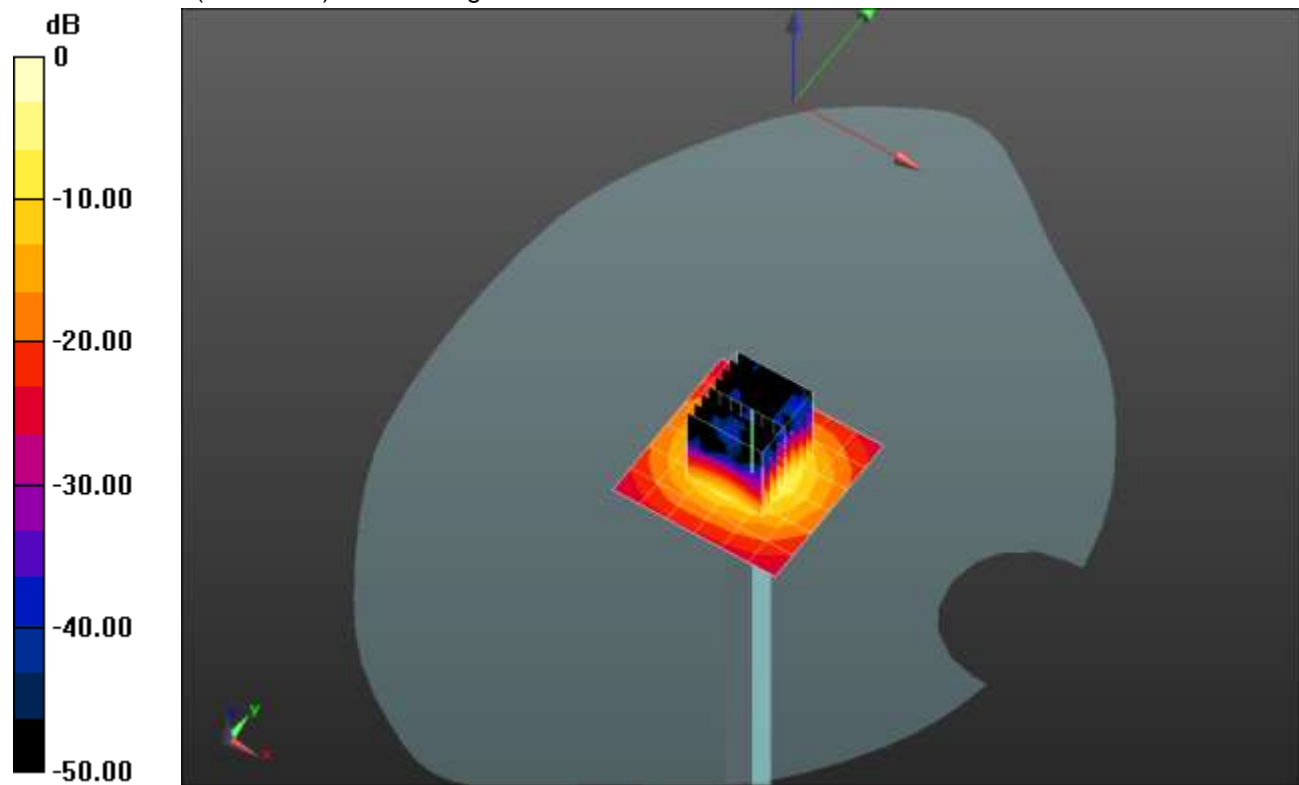
Peak SAR (extrapolated) = 32.6 W/kg

SAR(1 g) = 8.06 W/kg; SAR(10 g) = 2.27 W/kg

Smallest distance from peaks to all points 3 dB below = 7.2 mm

Ratio of SAR at M2 to SAR at M1 = 64.9%

Maximum value of SAR (measured) = 19.2 W/kg

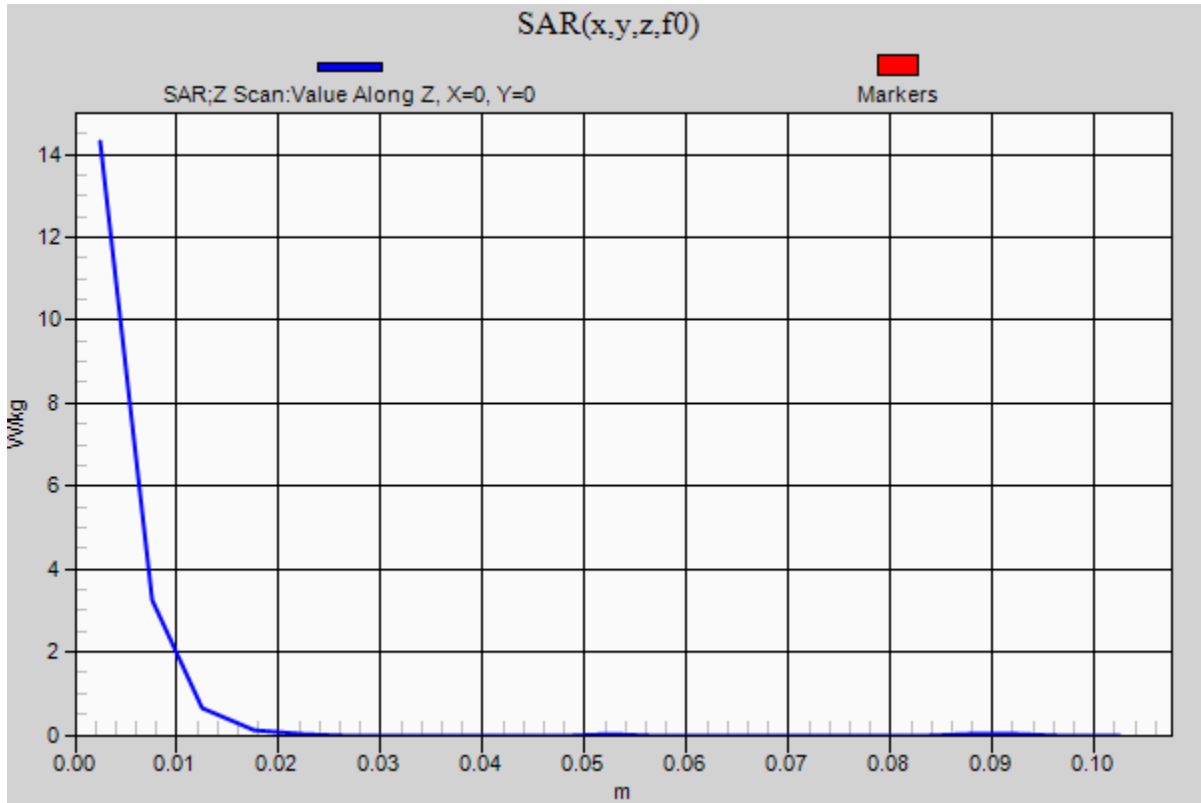


0 dB = 19.2 W/kg = 12.83 dBW/kg

20210706_SystemPerformanceCheck-D5GHzV2 SN 1168

Frequency: 5250 MHz; Duty Cycle: 1:1

Head/5.25 GHz, Pin=100mW/Z Scan (1x1x21): Measurement grid: dx=20mm, dy=20mm, dz=5mm
Maximum value of SAR (measured) = 14.3 W/kg



20210614_SystemPerformanceCheck-D2450V2 SN 899

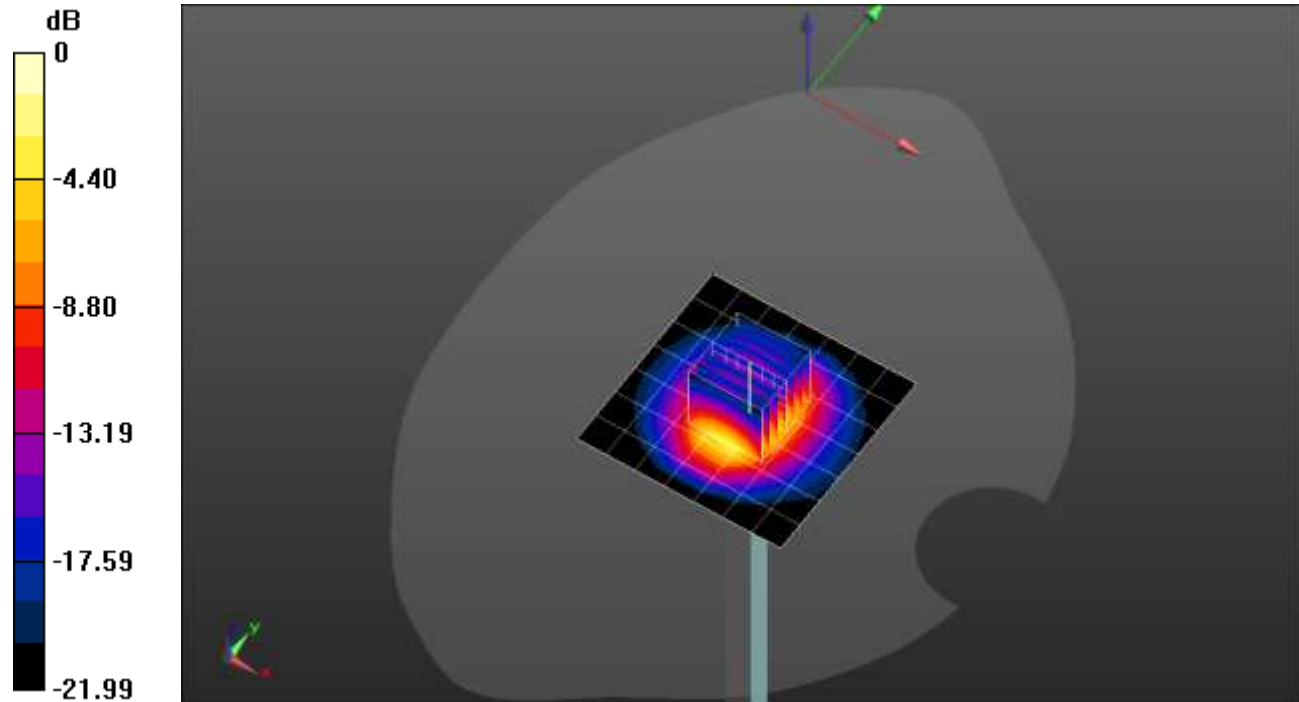
Frequency: 2450 MHz; Duty Cycle: 1:1; Room Ambient Temperature: 24.0°C; Liquid Temperature: 23.0°C
 Medium parameters used: $f = 2450 \text{ MHz}$; $\sigma = 1.86 \text{ S/m}$; $\epsilon_r = 38.566$; $\rho = 1000 \text{ kg/m}^3$

DASY5 Configuration:

- Area Scan Setting: Find Secondary Maximum Within: 2.0 dB and with a peak SAR value greater than 0.0012W/kg
- Electronics: DAE4 Sn1258; Calibrated: 3/18/2021
- Probe: EX3DV4 - SN3902; ConvF(7.82, 7.82, 7.82) @ 2450 MHz; Calibrated: 3/18/2021
- Sensor-Surface: 2.5mm (Mechanical Surface Detection)
- Phantom: Twin-SAM V5.0 (30deg probe tilt); Type: QD 000 P40 CD; Serial: 1831

Head/Pin=100 mW/Area Scan (8x8x1): Measurement grid: dx=12mm, dy=12mm
 Maximum value of SAR (measured) = 5.88 W/kg

Head/Pin=100 mW/Zoom Scan (7x7x7)/Cube 0: Measurement grid: dx=5mm, dy=5mm, dz=5mm
 Reference Value = 64.41 V/m; Power Drift = -0.09 dB
 Peak SAR (extrapolated) = 11.2 W/kg
SAR(1 g) = 5.39 W/kg; SAR(10 g) = 2.51 W/kg
 Smallest distance from peaks to all points 3 dB below = 10 mm
 Ratio of SAR at M2 to SAR at M1 = 48.8%
 Maximum value of SAR (measured) = 7.68 W/kg



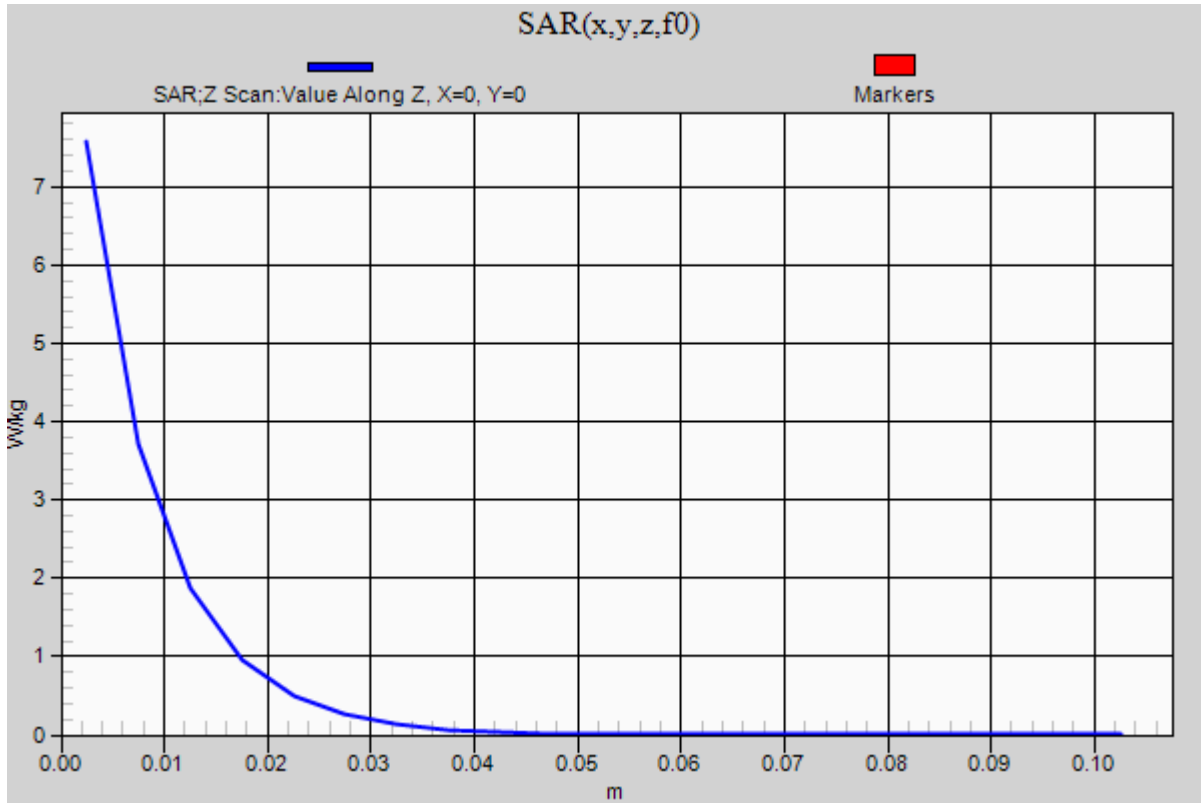
0 dB = 7.68 W/kg = 8.85 dBW/kg

20210614_SystemPerformanceCheck-D2450V2 SN 899

Frequency: 2450 MHz; Duty Cycle: 1:1

Head/Pin=100 mW/Z Scan (1x1x21): Measurement grid: dx=20mm, dy=20mm, dz=5mm

Maximum value of SAR (measured) = 7.57 W/kg



20210618_SystemPerformanceCheck-D5GHzV2 SN 1003

Frequency: 5250 MHz; Duty Cycle: 1:1; Room Ambient Temperature: 24.0°C; Liquid Temperature: 23.0°C
 Medium parameters used: $f = 5250 \text{ MHz}$; $\sigma = 4.52 \text{ S/m}$; $\epsilon_r = 35.97$; $\rho = 1000 \text{ kg/m}^3$

DASY5 Configuration:

- Area Scan Setting: Find Secondary Maximum Within: 2.0 dB and with a peak SAR value greater than 0.0012W/kg
- Electronics: DAE4 Sn1258; Calibrated: 3/18/2021
- Probe: EX3DV4 - SN3902; ConvF(5.25, 5.25, 5.25) @ 5250 MHz; Calibrated: 3/18/2021
- Sensor-Surface: 1.4mm (Mechanical Surface Detection)
- Phantom: Twin-SAM V5.0 (20deg probe tilt); Type: QD 000 P40 CD; Serial: 1740

Head/5.25 GHz, Pin=100mW/Area Scan (7x7x1): Measurement grid: dx=10mm, dy=10mm
 Maximum value of SAR (measured) = 20.2 W/kg

Head/5.25 GHz, Pin=100mW/Zoom Scan (8x8x8)/Cube 0: Measurement grid: dx=4mm, dy=4mm, dz=1.4mm

Reference Value = 60.15 V/m; Power Drift = -0.04 dB

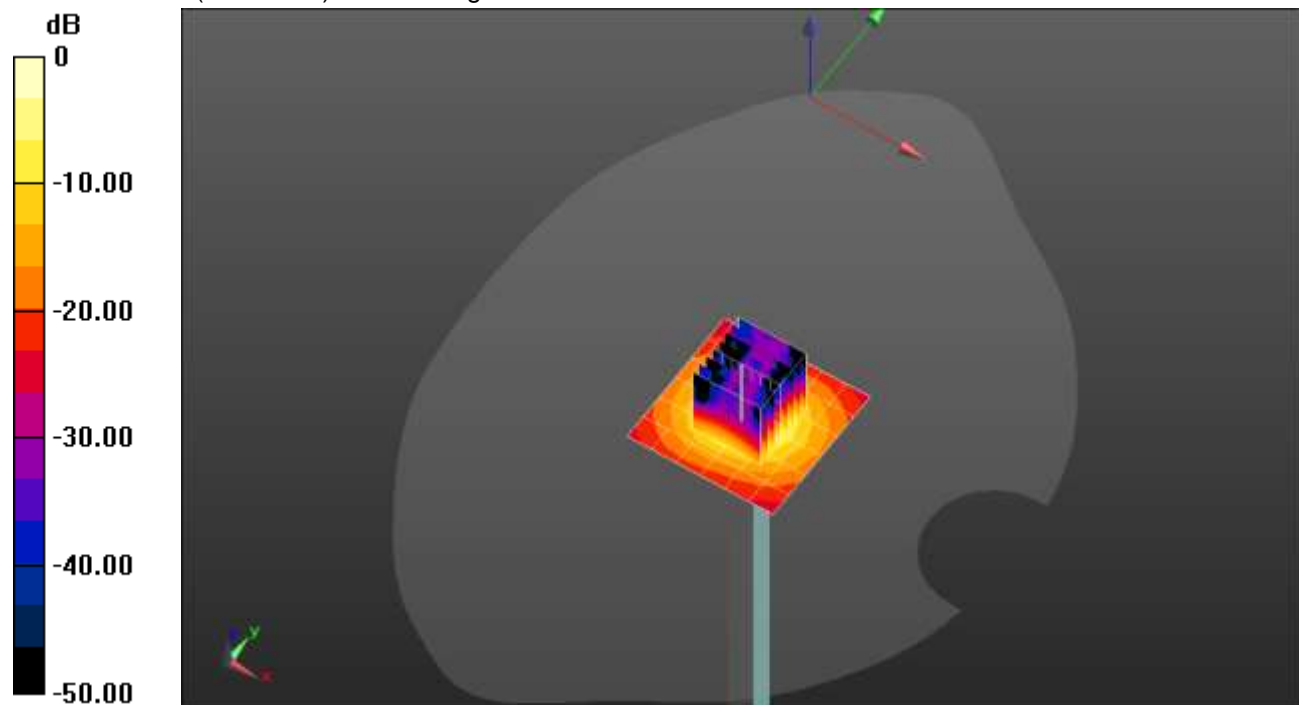
Peak SAR (extrapolated) = 32.2 W/kg

SAR(1 g) = 8.42 W/kg; SAR(10 g) = 2.44 W/kg

Smallest distance from peaks to all points 3 dB below = 7.2 mm

Ratio of SAR at M2 to SAR at M1 = 66.7%

Maximum value of SAR (measured) = 19.2 W/kg

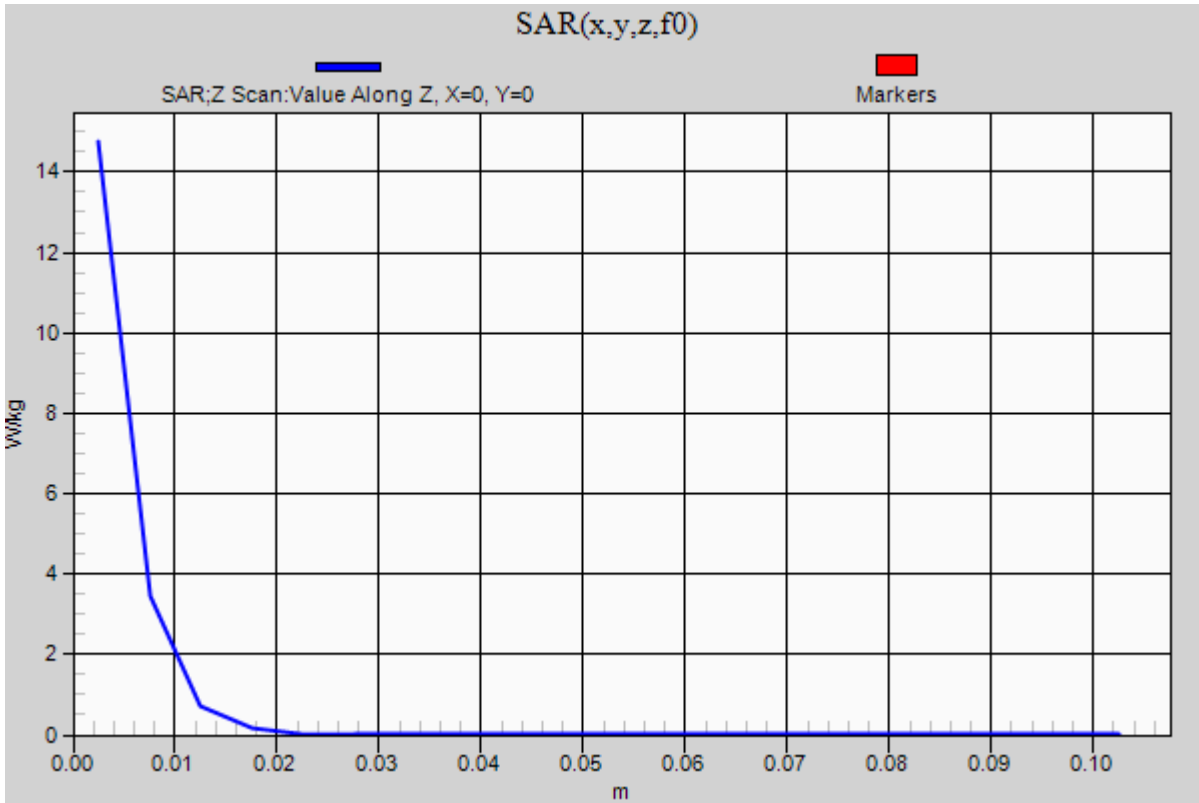


0 dB = 19.2 W/kg = 12.83 dBW/kg

20210618_SystemPerformanceCheck-D5GHzV2 SN 1003

Frequency: 5250 MHz; Duty Cycle: 1:1

Head/5.25 GHz, Pin=100mW/Z Scan (1x1x21): Measurement grid: dx=20mm, dy=20mm, dz=5mm
Maximum value of SAR (measured) = 14.8 W/kg



20210618_SystemPerformanceCheck-D5GHzV2 SN 1003

Frequency: 5600 MHz; Duty Cycle: 1:1; Room Ambient Temperature: 24.0°C; Liquid Temperature: 23.0°C
 Medium parameters used: $f = 5600 \text{ MHz}$; $\sigma = 4.869 \text{ S/m}$; $\epsilon_r = 35.469$; $\rho = 1000 \text{ kg/m}^3$

DASY5 Configuration:

- Area Scan Setting: Find Secondary Maximum Within: 2.0 dB and with a peak SAR value greater than 0.0012W/kg
- Electronics: DAE4 Sn1258; Calibrated: 3/18/2021
- Probe: EX3DV4 - SN3902; ConvF(4.85, 4.85, 4.85) @ 5600 MHz; Calibrated: 3/18/2021
- Sensor-Surface: 1.4mm (Mechanical Surface Detection)
- Phantom: Twin-SAM V5.0 (20deg probe tilt); Type: QD 000 P40 CD; Serial: 1740

Head/5.6 GHz, Pin=100mW/Area Scan (7x7x1): Measurement grid: dx=10mm, dy=10mm

Maximum value of SAR (measured) = 21.3 W/kg

Head/5.6 GHz, Pin=100mW/Zoom Scan (8x8x8)/Cube 0: Measurement grid: dx=4mm, dy=4mm,

dz=1.4mm

Reference Value = 58.53 V/m; Power Drift = -0.07 dB

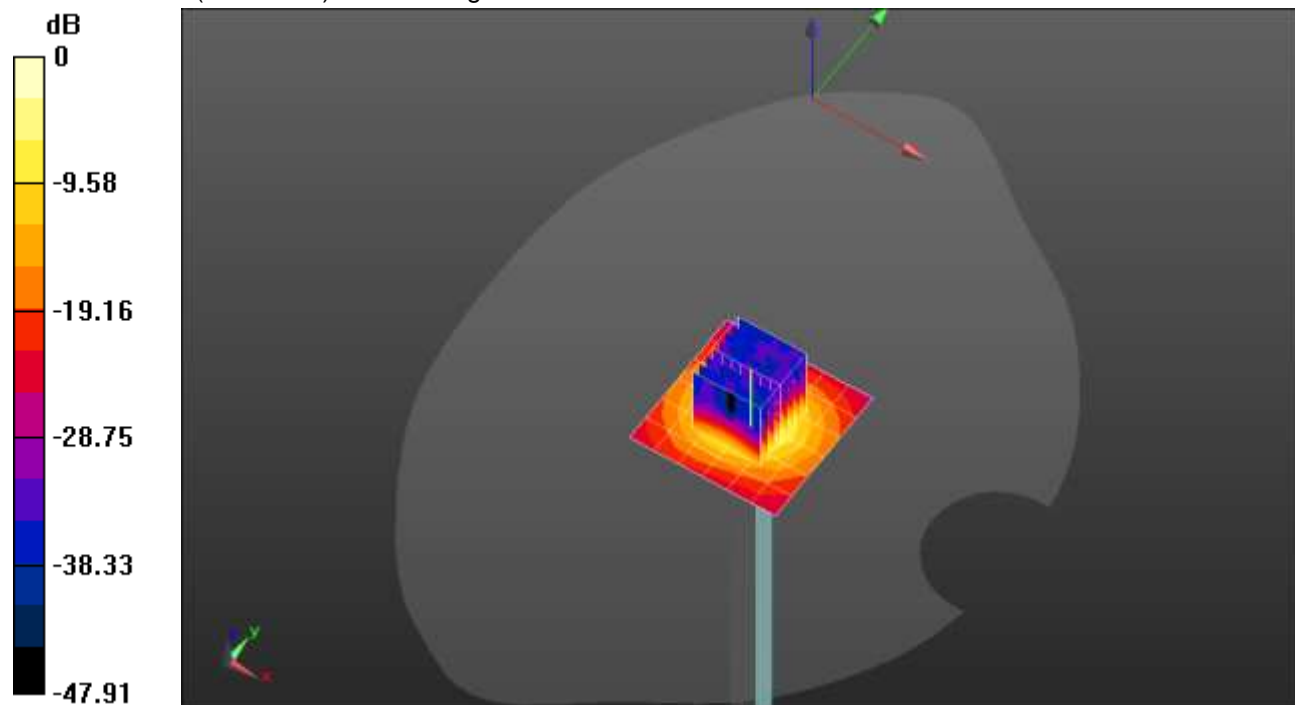
Peak SAR (extrapolated) = 35.2 W/kg

SAR(1 g) = 8.48 W/kg; SAR(10 g) = 2.43 W/kg

Smallest distance from peaks to all points 3 dB below = 7.2 mm

Ratio of SAR at M2 to SAR at M1 = 63.6%

Maximum value of SAR (measured) = 20.2 W/kg

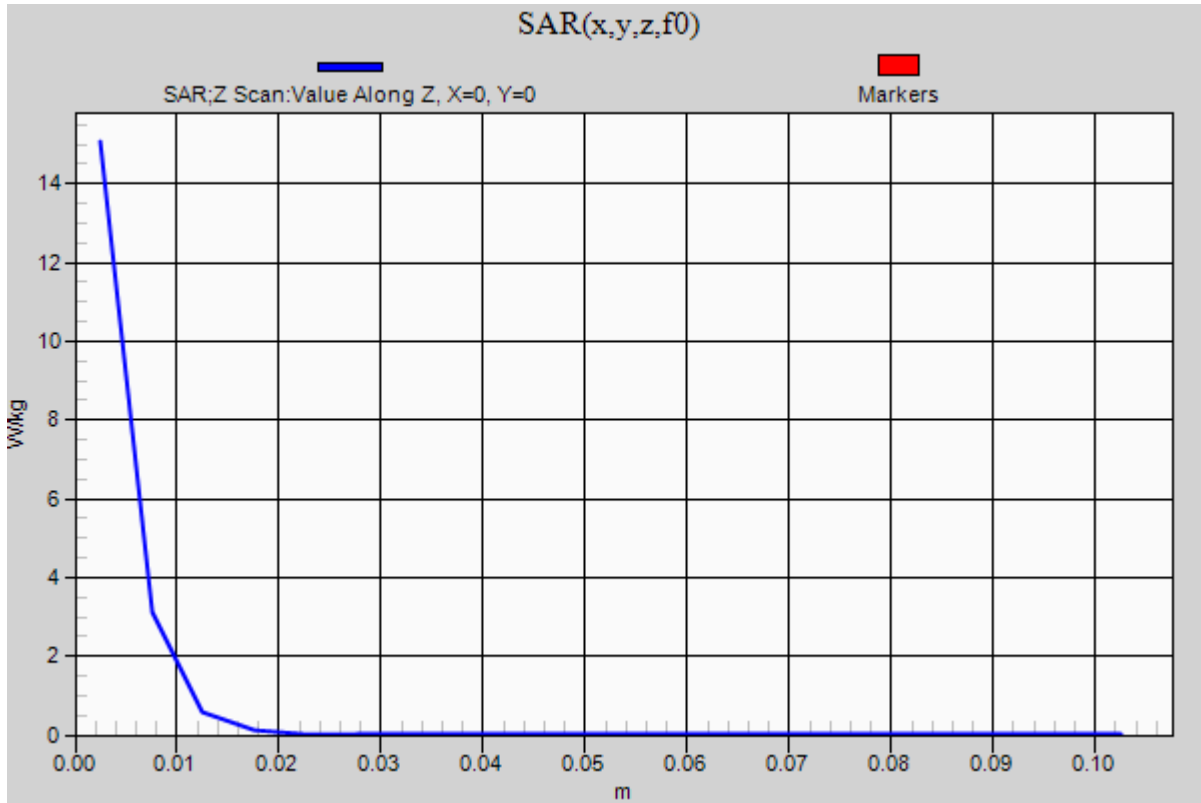


0 dB = 20.2 W/kg = 13.05 dBW/kg

20210618_SystemPerformanceCheck-D5GHzV2 SN 1003

Frequency: 5600 MHz; Duty Cycle: 1:1

Head/5.6 GHz, Pin=100mW/Z Scan (1x1x21): Measurement grid: dx=20mm, dy=20mm, dz=5mm
Maximum value of SAR (measured) = 15.1 W/kg



20210706_SystemPerformanceCheck-D5GHzV2 SN 1168

Frequency: 5600 MHz; Duty Cycle: 1:1; Room Ambient Temperature: 24.0°C; Liquid Temperature: 23.0°C
 Medium parameters used: $f = 5600 \text{ MHz}$; $\sigma = 5.07 \text{ S/m}$; $\epsilon_r = 34.829$; $\rho = 1000 \text{ kg/m}^3$

DASY5 Configuration:

- Area Scan Setting: Find Secondary Maximum Within: 2.0 dB and with a peak SAR value greater than 0.0012W/kg
- Electronics: DAE4 Sn1258; Calibrated: 3/18/2021
- Probe: EX3DV4 - SN3902; ConvF(4.85, 4.85, 4.85) @ 5600 MHz; Calibrated: 3/18/2021
- Sensor-Surface: 1.4mm (Mechanical Surface Detection)
- Phantom: Twin-SAM V5.0 (20deg probe tilt); Type: SAM;

Head/5.6 GHz, Pin=100mW/Area Scan (7x7x1): Measurement grid: dx=10mm, dy=10mm

Maximum value of SAR (measured) = 17.5 W/kg

Head/5.6 GHz, Pin=100mW/Zoom Scan (8x8x8)/Cube 0: Measurement grid: dx=4mm, dy=4mm, dz=1.4mm

Reference Value = 51.62 V/m; Power Drift = -0.19 dB

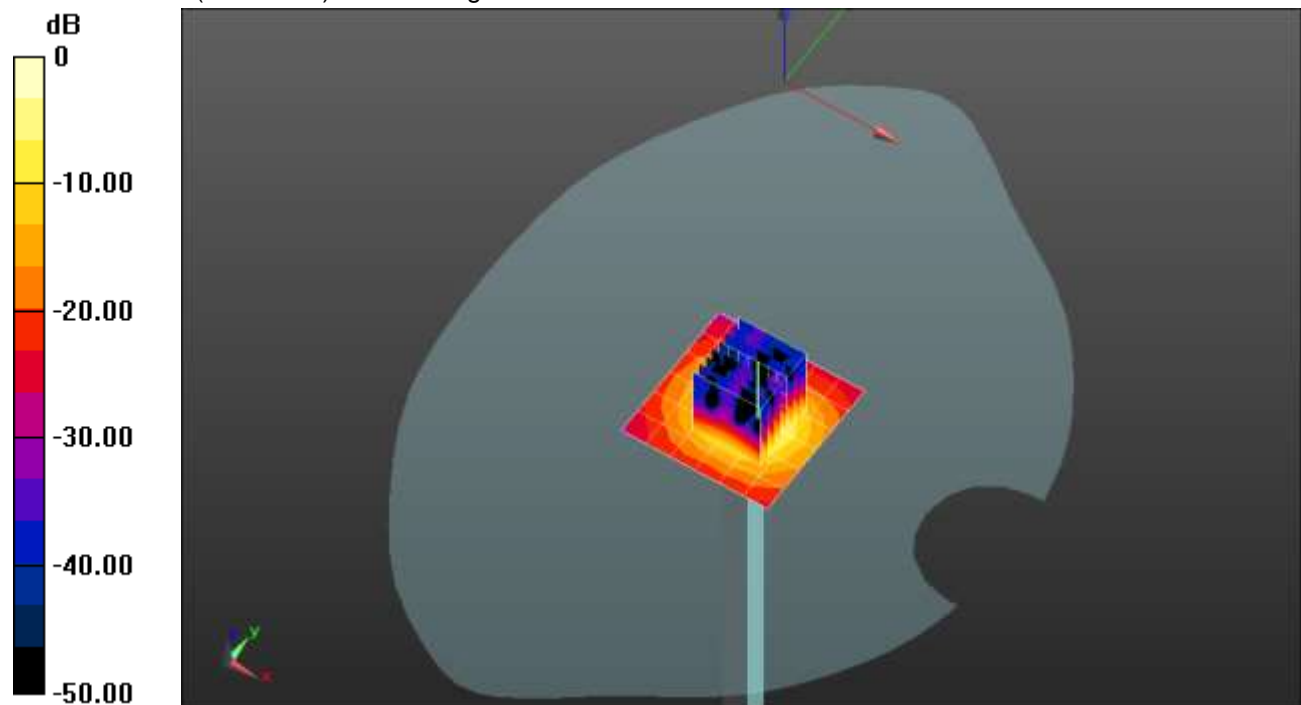
Peak SAR (extrapolated) = 37.7 W/kg

SAR(1 g) = 9.02 W/kg; SAR(10 g) = 2.57 W/kg

Smallest distance from peaks to all points 3 dB below = 7.5 mm

Ratio of SAR at M2 to SAR at M1 = 63.9%

Maximum value of SAR (measured) = 21.7 W/kg

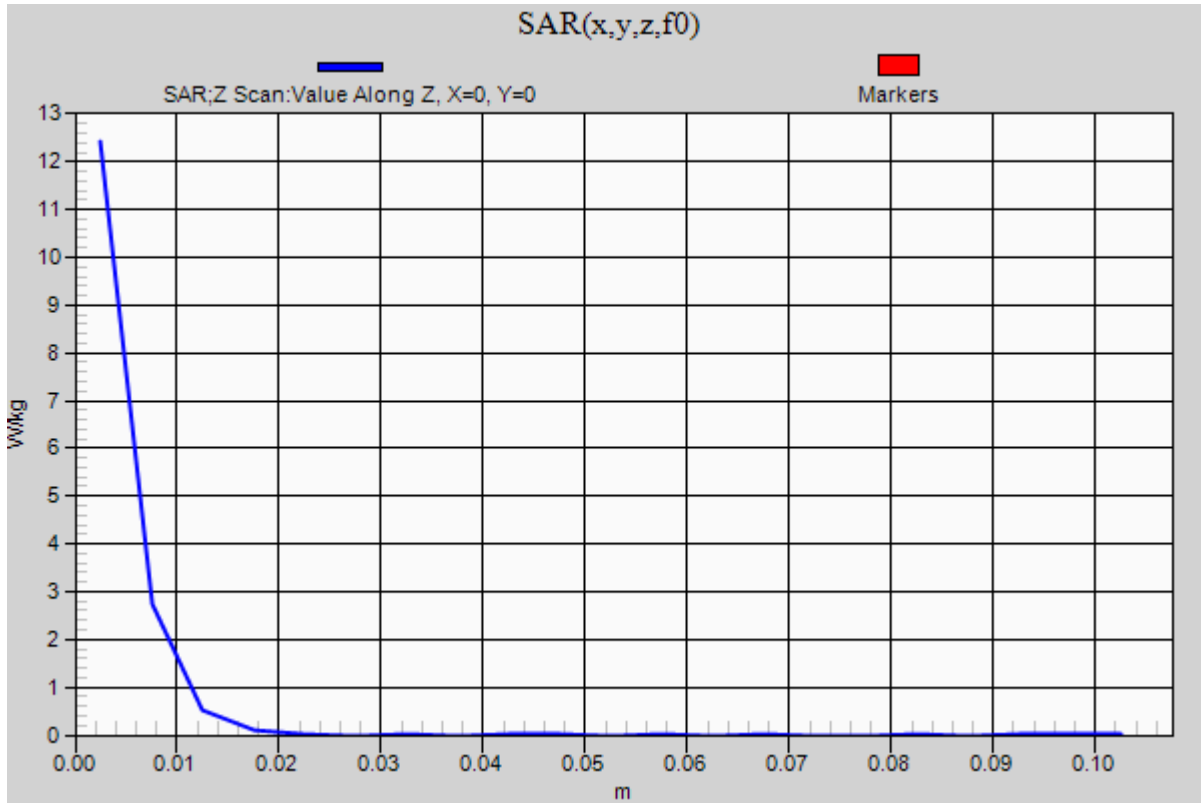


0 dB = 21.7 W/kg = 13.36 dBW/kg

20210706_SystemPerformanceCheck-D5GHzV2 SN 1168

Frequency: 5600 MHz; Duty Cycle: 1:1

Head/5.6 GHz, Pin=100mW/Z Scan (1x1x21): Measurement grid: dx=20mm, dy=20mm, dz=5mm
Maximum value of SAR (measured) = 12.4 W/kg



20210525_SystemPerformanceCheck-D5GHzV2 SN 1138

Frequency: 5800 MHz; Duty Cycle: 1:1; Room Ambient Temperature: 24.0°C; Liquid Temperature: 23.0°C
 Medium parameters used: $f = 5800 \text{ MHz}$; $\sigma = 5.08 \text{ S/m}$; $\epsilon_r = 36.433$; $\rho = 1000 \text{ kg/m}^3$

DASY5 Configuration:

- Area Scan Setting: Find Secondary Maximum Within: 2.0 dB and with a peak SAR value greater than 0.0012W/kg
- Electronics: DAE4 Sn1544; Calibrated: 1/27/2021
- Probe: EX3DV4 - SN7501; ConvF(5.15, 5.15, 5.15) @ 5800 MHz; Calibrated: 3/18/2021
- Sensor-Surface: 1.4mm (Mechanical Surface Detection)
- Phantom: Twin-SAM V5.0 (20deg probe tilt); Type: QD000P40CD; Serial: 1629

Head/5.8 GHz, Pin=100mW/Area Scan (7x7x1): Measurement grid: dx=10mm, dy=10mm

Maximum value of SAR (measured) = 19.2 W/kg

Head/5.8 GHz, Pin=100mW/Zoom Scan (8x8x8)/Cube 0: Measurement grid: dx=4mm, dy=4mm, dz=1.4mm

Reference Value = 53.27 V/m; Power Drift = 0.05 dB

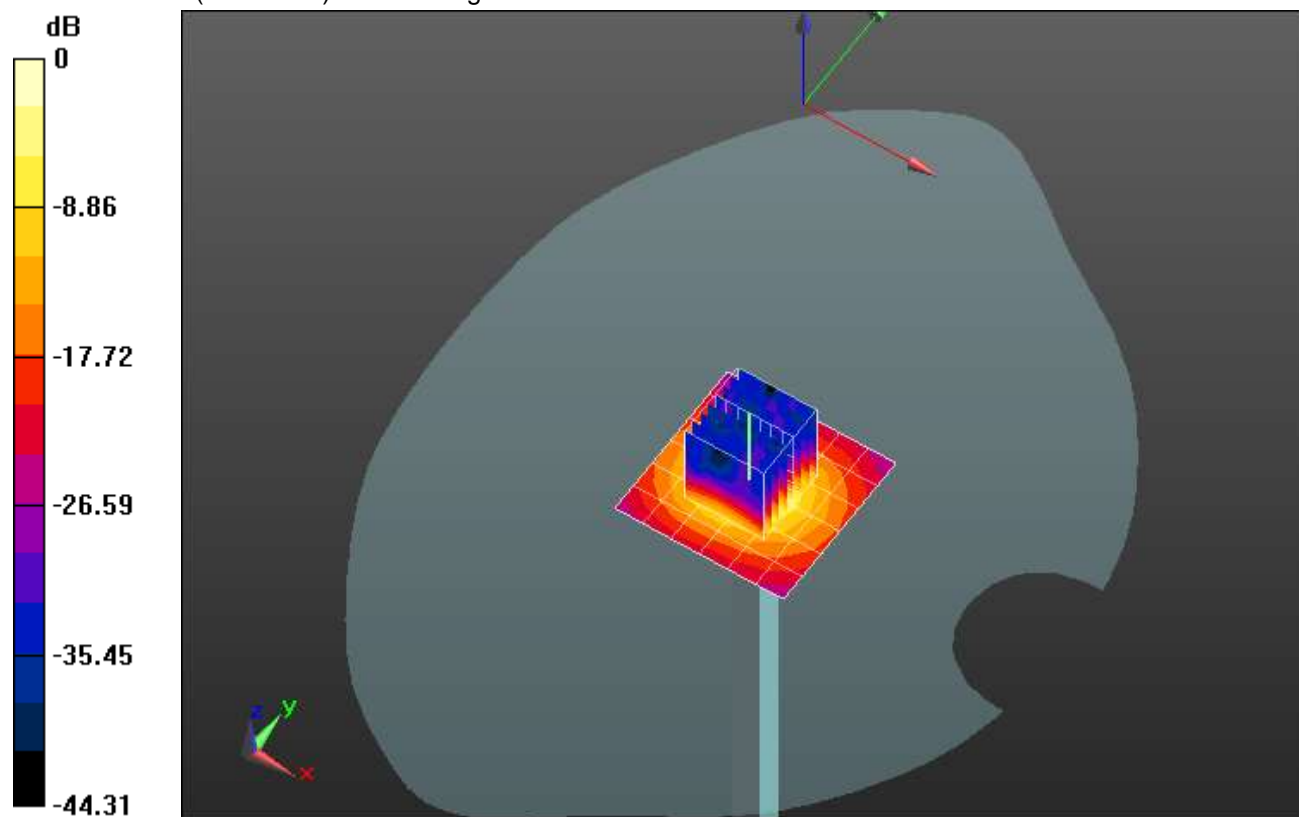
Peak SAR (extrapolated) = 35.1 W/kg

SAR(1 g) = 7.5 W/kg; SAR(10 g) = 2.12 W/kg

Smallest distance from peaks to all points 3 dB below = 6.8 mm

Ratio of SAR at M2 to SAR at M1 = 60.5%

Maximum value of SAR (measured) = 17.9 W/kg

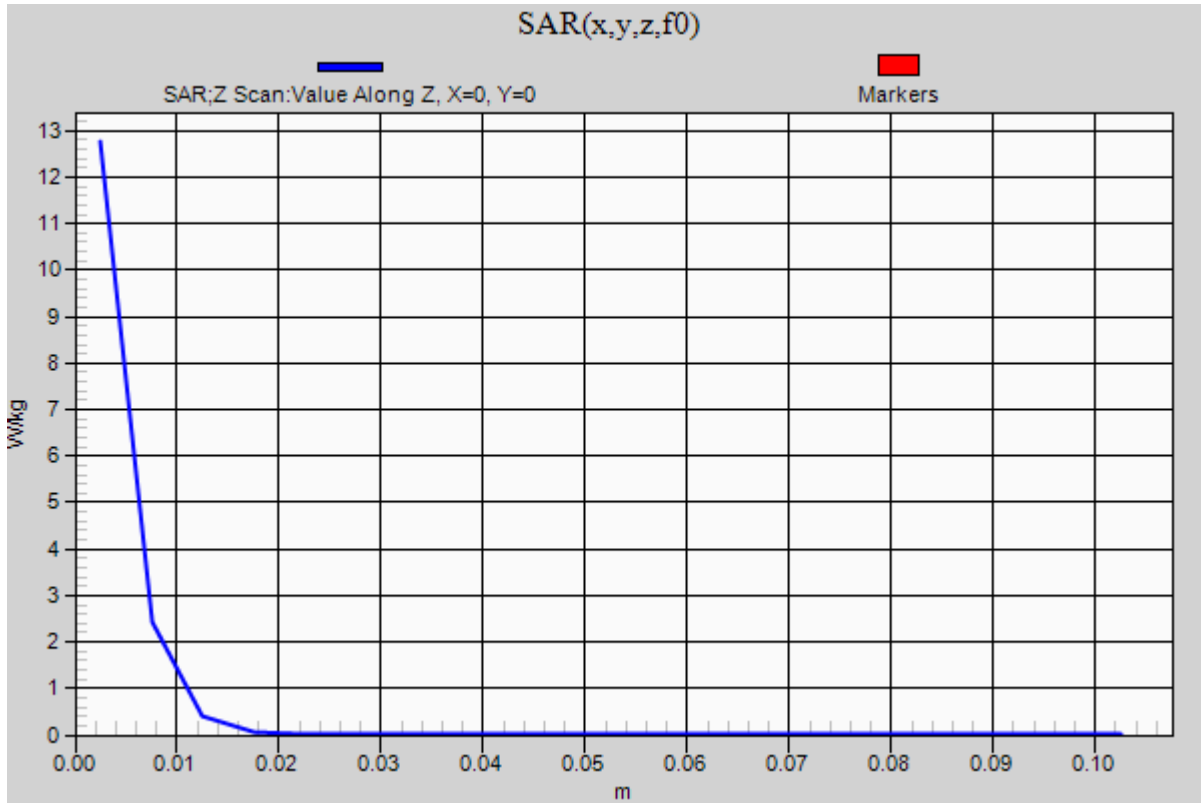


0 dB = 17.9 W/kg = 12.53 dBW/kg

20210525_SystemPerformanceCheck-D5GHzV2 SN 1138

Frequency: 5800 MHz; Duty Cycle: 1:1

Head/5.8 GHz, Pin=100mW 2/Z Scan (1x1x21): Measurement grid: dx=20mm, dy=20mm, dz=5mm
Maximum value of SAR (measured) = 12.8 W/kg



20210529_SystemPerformanceCheck-D5GHzV2 SN 1168

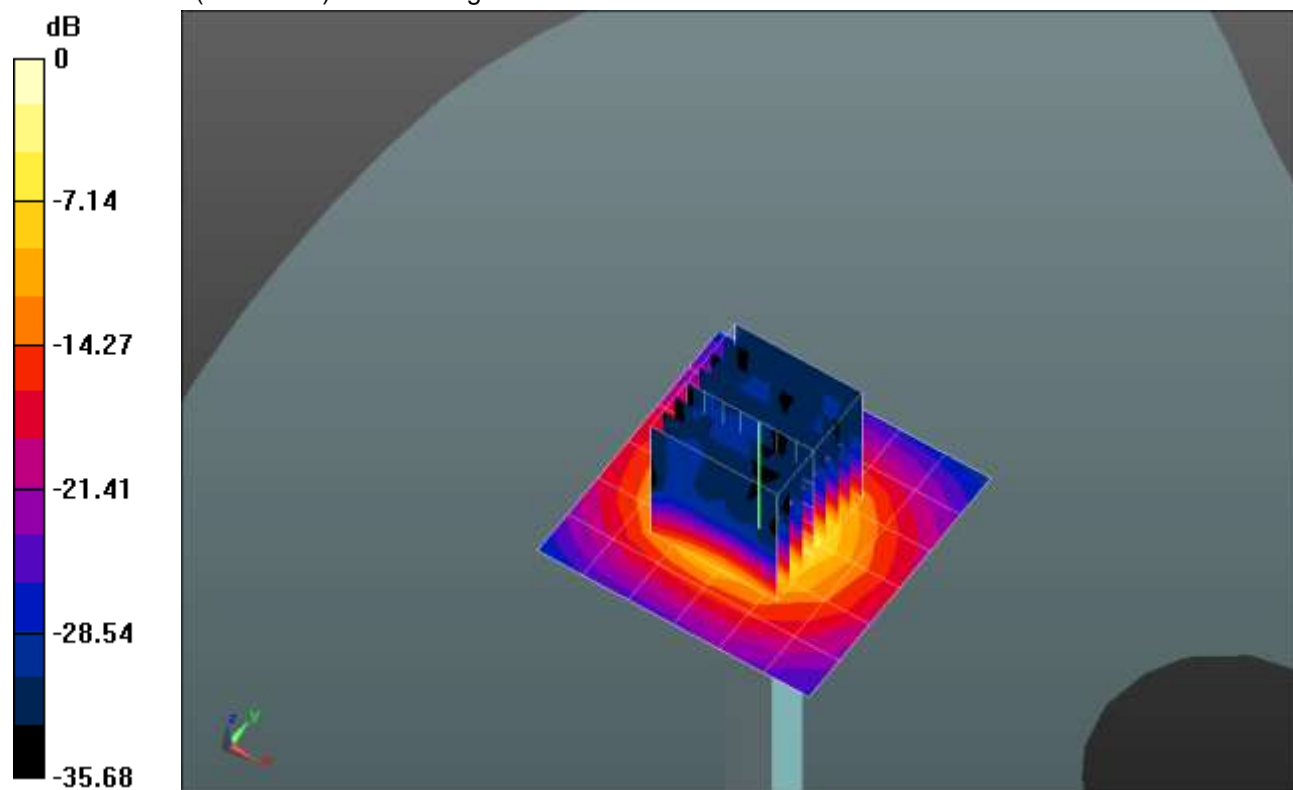
Frequency: 5750 MHz; Duty Cycle: 1:1; Room Ambient Temperature: 24.0°C; Liquid Temperature: 23.0°C
Medium parameters used: $f = 5750$ MHz; $\sigma = 5.044$ S/m; $\epsilon_r = 36.897$; $\rho = 1000$ kg/m³

DASY5 Configuration:

- Area Scan Setting: Find Secondary Maximum Within: 2.0 dB and with a peak SAR value greater than 0.0012W/kg
- Electronics: DAE4 Sn1544; Calibrated: 1/27/2021
- Probe: EX3DV4 - SN7501; ConvF(5.15, 5.15, 5.15) @ 5750 MHz; Calibrated: 3/18/2021
- Sensor-Surface: 1.4mm (Mechanical Surface Detection)
- Phantom: Twin-SAM V5.0 (20deg probe tilt); Type: QD000P40CD; Serial: 1629

Head/5.75 GHz, Pin=100mW/Area Scan (7x7x1): Measurement grid: dx=10mm, dy=10mm
Maximum value of SAR (measured) = 18.2 W/kg

Head/5.75 GHz, Pin=100mW/Zoom Scan (8x8x8)/Cube 0: Measurement grid: dx=4mm, dy=4mm, dz=1.4mm
Reference Value = 51.31 V/m; Power Drift = -0.01 dB
Peak SAR (extrapolated) = 33.9 W/kg
SAR(1 g) = 7.17 W/kg; SAR(10 g) = 2.02 W/kg
Smallest distance from peaks to all points 3 dB below = 7.4 mm
Ratio of SAR at M2 to SAR at M1 = 59.7%
Maximum value of SAR (measured) = 18.1 W/kg

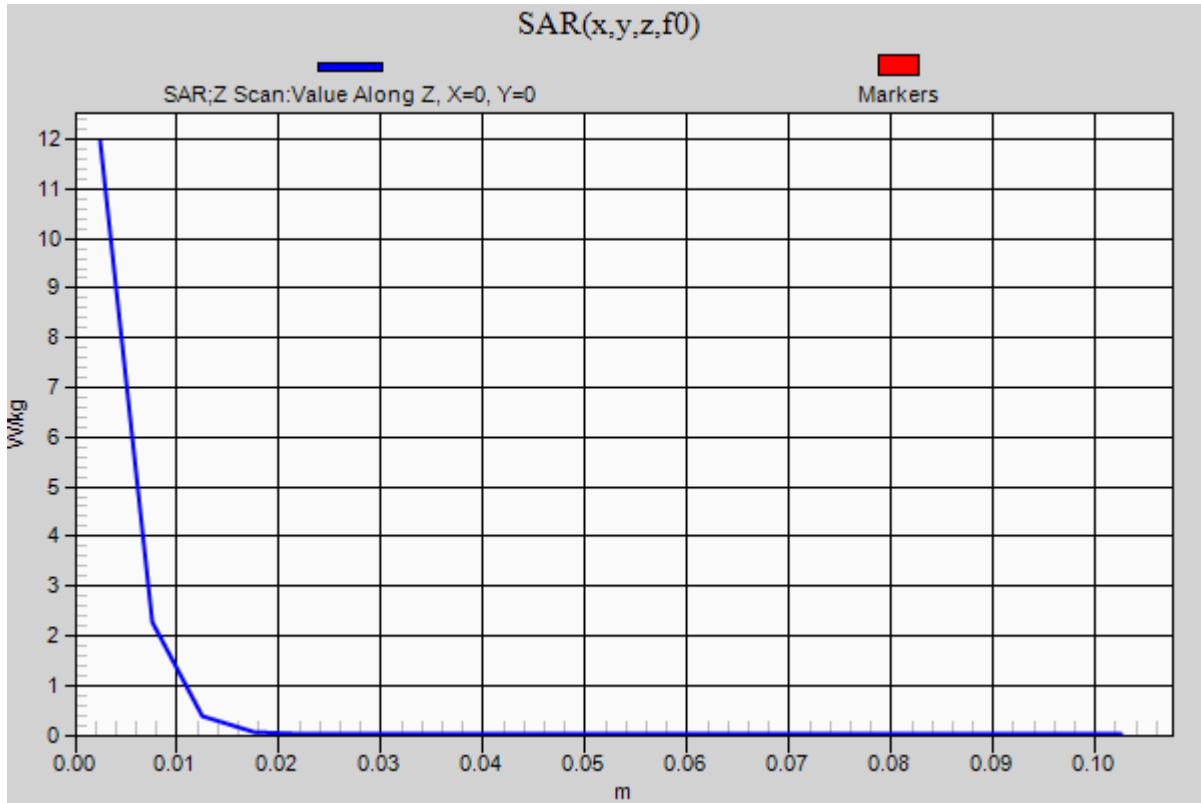


0 dB = 18.1 W/kg = 12.58 dBW/kg

20210529_SystemPerformanceCheck-D5GHzV2 SN 1168

Frequency: 5750 MHz; Duty Cycle: 1:1

Head/5.75 GHz, Pin=100mW/Z Scan (1x1x21): Measurement grid: dx=20mm, dy=20mm, dz=5mm
Maximum value of SAR (measured) = 12.0 W/kg



20210603_SystemPerformanceCheck-D2450V2 SN 748

Frequency: 2450 MHz; Duty Cycle: 1:1; Room Ambient Temperature: 24.0°C; Liquid Temperature: 23.0°C
Medium parameters used: $f = 2450$ MHz; $\sigma = 1.862$ S/m; $\epsilon_r = 38.612$; $\rho = 1000$ kg/m³

DASY5 Configuration:

- Area Scan Setting: Find Secondary Maximum Within: 2.0 dB and with a peak SAR value greater than 0.0012W/kg
- Electronics: DAE4 Sn1544; Calibrated: 1/27/2021
- Probe: EX3DV4 - SN7501; ConvF(7.91, 7.91, 7.91) @ 2450 MHz; Calibrated: 3/18/2021
- Sensor-Surface: 2.5mm (Mechanical Surface Detection)
- Phantom: Twin-SAM V5.0 (20deg probe tilt); Type: QD000P40CD; Serial: 1629

Head/Pin=100 mW/Area Scan (8x8x1): Measurement grid: dx=12mm, dy=12mm

Maximum value of SAR (measured) = 5.62 W/kg

Head/Pin=100 mW/Zoom Scan (7x7x7)/Cube 0: Measurement grid: dx=5mm, dy=5mm, dz=5mm

Reference Value = 63.43 V/m; Power Drift = 0.11 dB

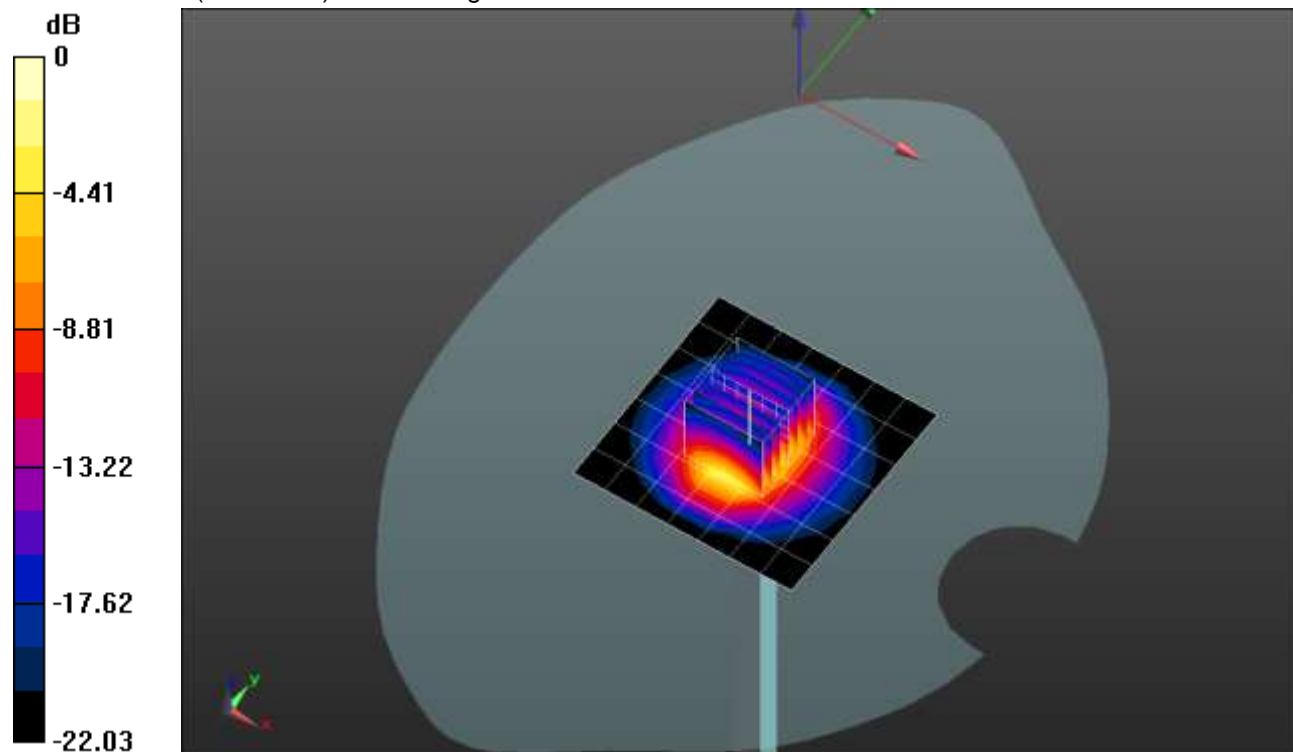
Peak SAR (extrapolated) = 11.0 W/kg

SAR(1 g) = 5.29 W/kg; SAR(10 g) = 2.44 W/kg

Smallest distance from peaks to all points 3 dB below = 9 mm

Ratio of SAR at M2 to SAR at M1 = 49.1%

Maximum value of SAR (measured) = 7.53 W/kg

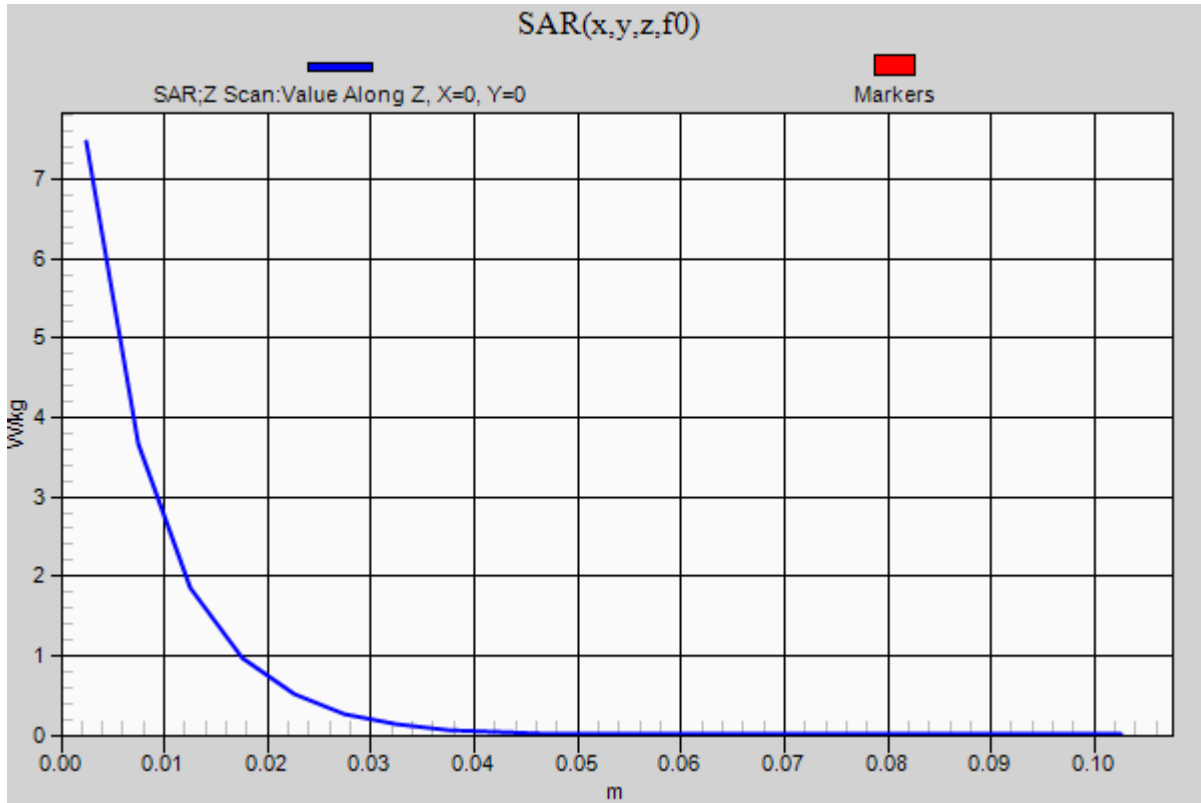


0 dB = 7.53 W/kg = 8.77 dBW/kg

20210603_SystemPerformanceCheck-D2450V2 SN 748

Frequency: 2450 MHz; Duty Cycle: 1:1

Head/Pin=100 mW/Z Scan (1x1x21): Measurement grid: dx=20mm, dy=20mm, dz=5mm
Maximum value of SAR (measured) = 7.47 W/kg



20210607_SystemPerformanceCheck-D2450V2 SN 899

Frequency: 2450 MHz; Duty Cycle: 1:1; Room Ambient Temperature: 24.0°C; Liquid Temperature: 23.0°C
 Medium parameters used: $f = 2450$ MHz; $\sigma = 1.878$ S/m; $\epsilon_r = 37.293$; $\rho = 1000$ kg/m³

DASY5 Configuration:

- Area Scan Setting: Find Secondary Maximum Within: 2.0 dB and with a peak SAR value greater than 0.0012W/kg
- Electronics: DAE4 Sn1544; Calibrated: 1/27/2021
- Probe: EX3DV4 - SN7501; ConvF(7.91, 7.91, 7.91) @ 2450 MHz; Calibrated: 3/18/2021
- Sensor-Surface: 2.5mm (Mechanical Surface Detection)
- Phantom: Twin-SAM V5.0 (30deg probe tilt); Type: QD 000 P40 CD; Serial: 1831

Head/Pin=100 mW/Area Scan (8x8x1): Measurement grid: dx=12mm, dy=12mm

Maximum value of SAR (measured) = 6.83 W/kg

Head/Pin=100 mW/Zoom Scan (7x7x7)/Cube 0: Measurement grid: dx=5mm, dy=5mm, dz=5mm

Reference Value = 55.99 V/m; Power Drift = 0.15 dB

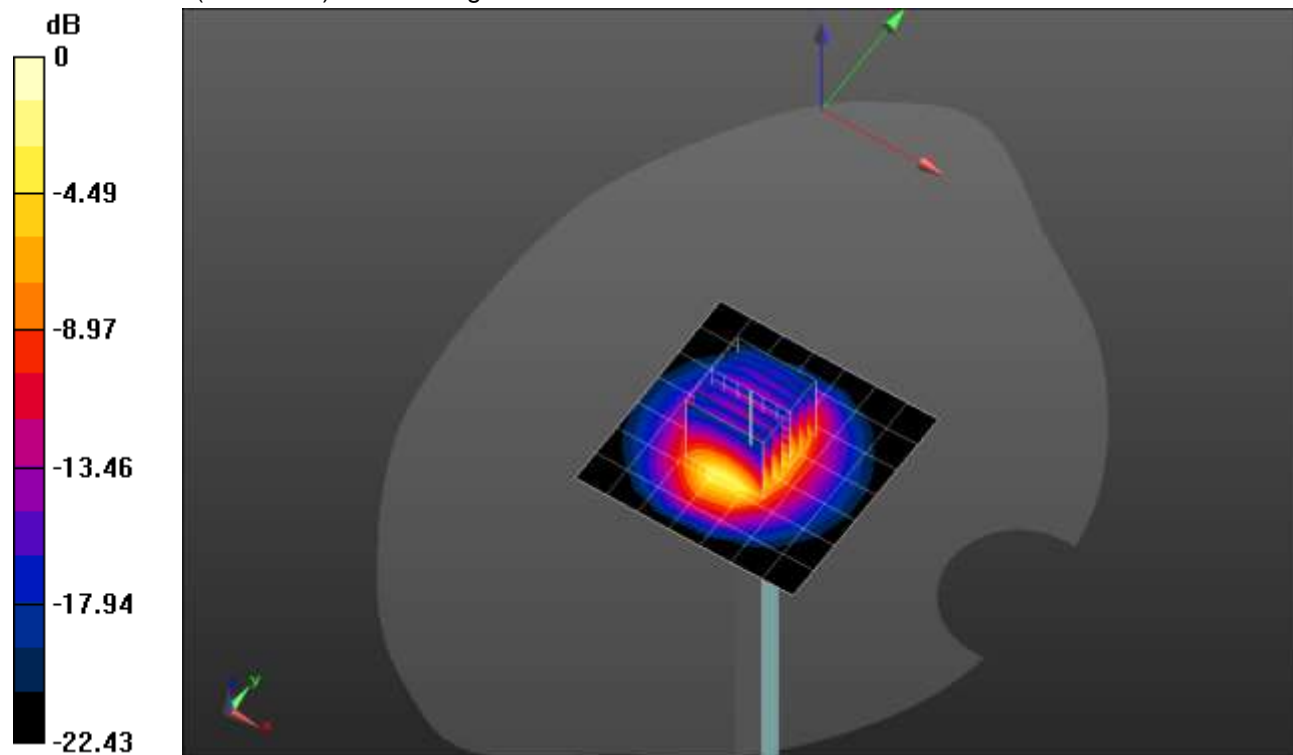
Peak SAR (extrapolated) = 11.0 W/kg

SAR(1 g) = 5.3 W/kg; SAR(10 g) = 2.45 W/kg

Smallest distance from peaks to all points 3 dB below = 9.8 mm

Ratio of SAR at M2 to SAR at M1 = 48.9%

Maximum value of SAR (measured) = 7.55 W/kg



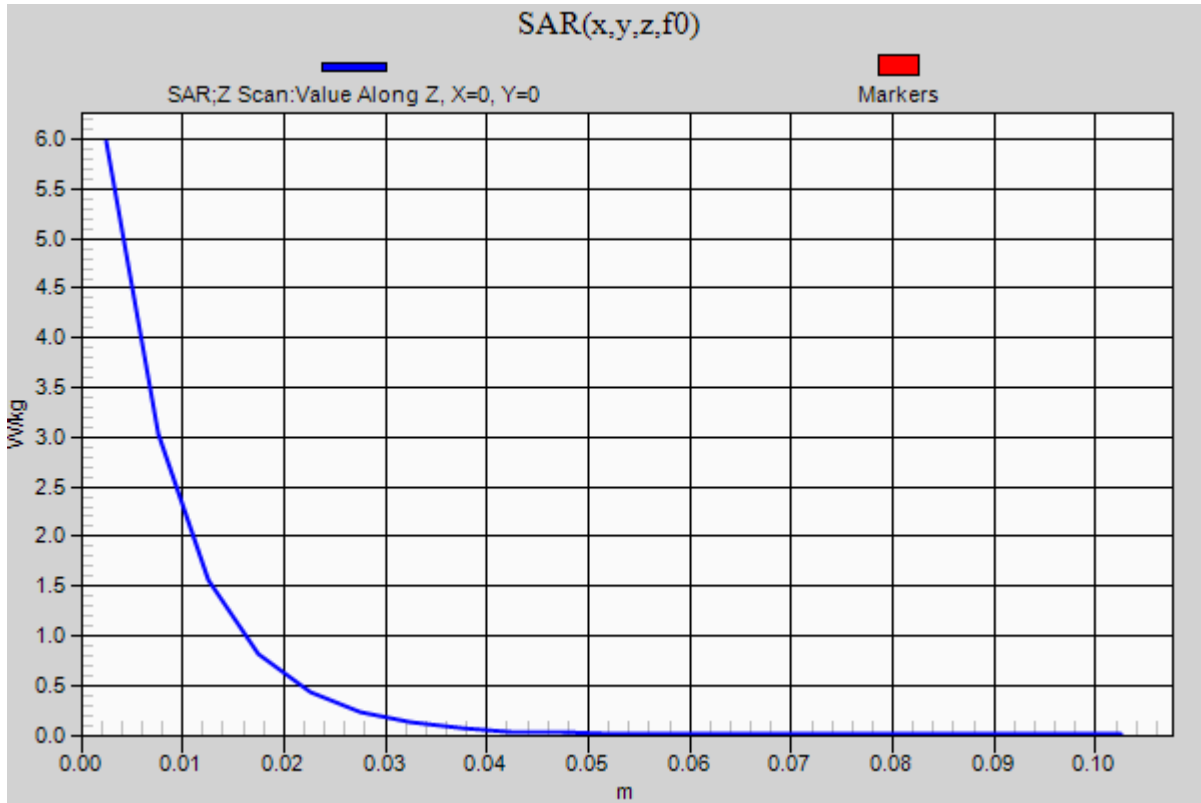
0 dB = 7.55 W/kg = 8.78 dBW/kg

20210607_SystemPerformanceCheck-D2450V2 SN 899

Frequency: 2450 MHz; Duty Cycle: 1:1

Head/Pin=100 mW/Z Scan (1x1x21): Measurement grid: dx=20mm, dy=20mm, dz=5mm

Maximum value of SAR (measured) = 5.98 W/kg



20210615_SystemPerformanceCheck-D2450V2 SN 706

Frequency: 2450 MHz; Duty Cycle: 1:1; Room Ambient Temperature: 24.0°C; Liquid Temperature: 23.0°C

Medium parameters used: $f = 2450$ MHz; $\sigma = 1.853$ S/m; $\epsilon_r = 39.566$; $\rho = 1000$ kg/m³

DASY5 Configuration:

- Area Scan Setting: Find Secondary Maximum Within: 2.0 dB and with a peak SAR value greater than 0.0012W/kg
- Electronics: DAE4 Sn1544; Calibrated: 1/27/2021
- Probe: EX3DV4 - SN7501; ConvF(7.91, 7.91, 7.91) @ 2450 MHz; Calibrated: 3/18/2021
- Sensor-Surface: 2.5mm (Mechanical Surface Detection)
- Phantom: Twin-SAM V5.0 (30deg probe tilt); Type: QD 000 P40 CD; Serial: 1831

Head/Pin=100 mW /Area Scan (8x8x1): Measurement grid: dx=12mm, dy=12mm

Maximum value of SAR (measured) = 7.18 W/kg

Head/Pin=100 mW /Zoom Scan (7x7x7)/Cube 0: Measurement grid: dx=5mm, dy=5mm, dz=5mm

Reference Value = 62.24 V/m; Power Drift = 0.13 dB

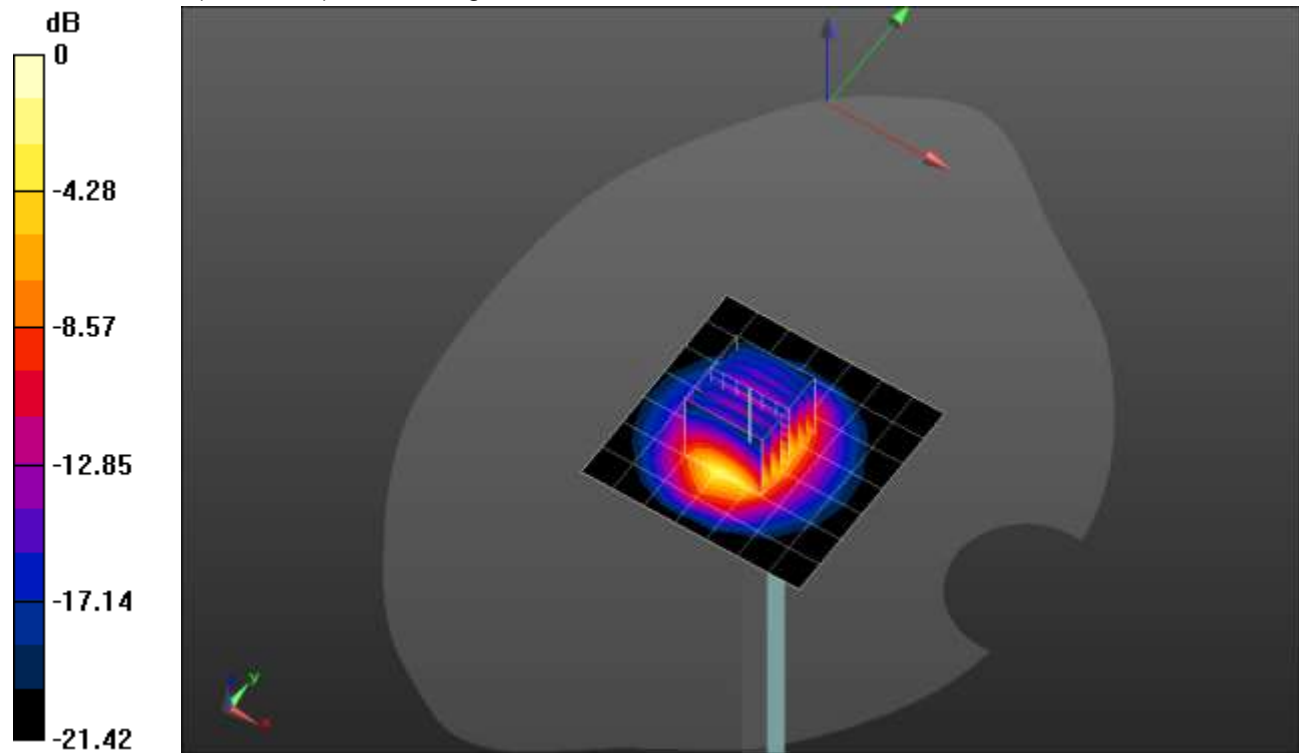
Peak SAR (extrapolated) = 11.3 W/kg

SAR(1 g) = 5.53 W/kg; SAR(10 g) = 2.59 W/kg

Smallest distance from peaks to all points 3 dB below = 9 mm

Ratio of SAR at M2 to SAR at M1 = 50%

Maximum value of SAR (measured) = 7.83 W/kg



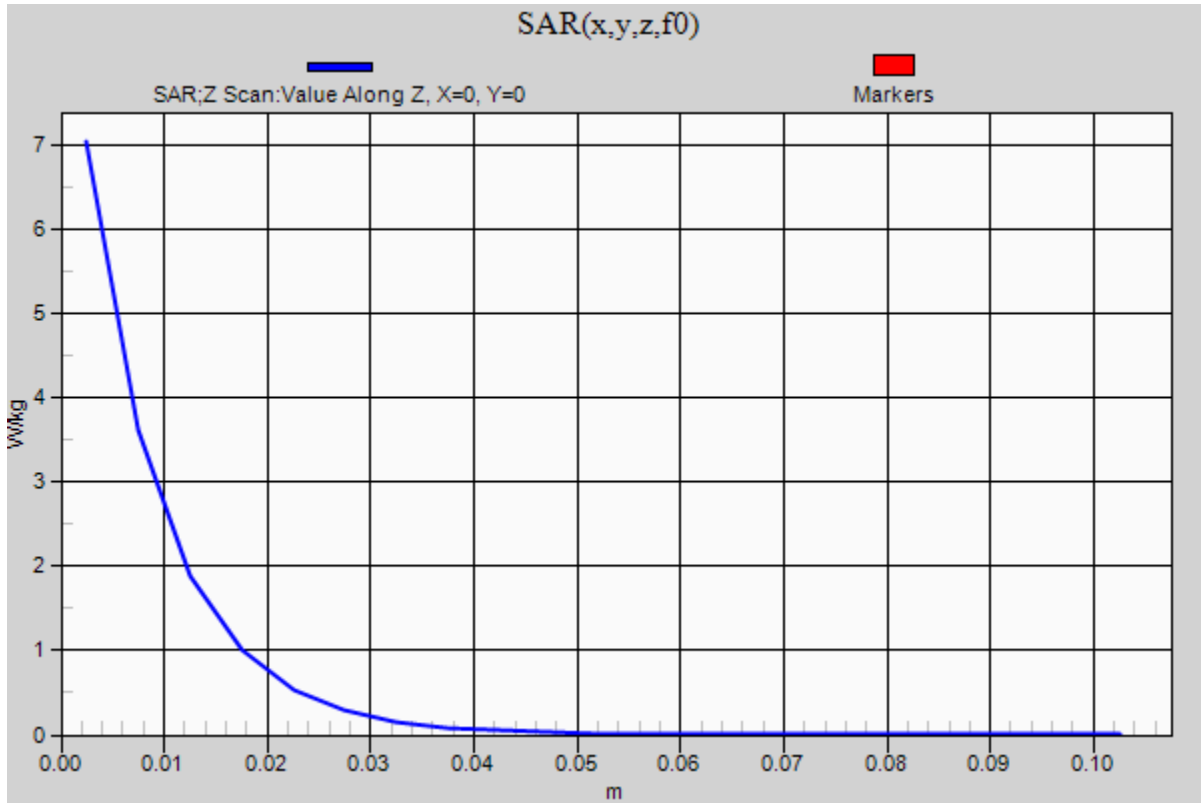
0 dB = 7.83 W/kg = 8.94 dBW/kg

20210615_SystemPerformanceCheck-D2450V2 SN 706

Frequency: 2450 MHz; Duty Cycle: 1:1

Head/Pin=100 mW/Z Scan (1x1x21): Measurement grid: dx=20mm, dy=20mm, dz=5mm

Maximum value of SAR (measured) = 7.03 W/kg



20210615_SystemPerformanceCheck-D5GHzV2 SN 1003

Frequency: 5600 MHz; Duty Cycle: 1:1; Room Ambient Temperature: 24.0°C; Liquid Temperature: 23.0°C
 Medium parameters used: $f = 5600$ MHz; $\sigma = 4.981$ S/m; $\epsilon_r = 34.171$; $\rho = 1000$ kg/m³

DASY5 Configuration:

- Area Scan Setting: Find Secondary Maximum Within: 2.0 dB and with a peak SAR value greater than 0.0012W/kg
- Electronics: DAE4 Sn1544; Calibrated: 1/27/2021
- Probe: EX3DV4 - SN7501; ConvF(4.75, 4.75, 4.75) @ 5600 MHz; Calibrated: 3/18/2021
- Sensor-Surface: 1.4mm (Mechanical Surface Detection)
- Phantom: Twin-SAM V5.0 (30deg probe tilt); Type: QD 000 P40 CD; Serial: 1831

Head/5.6 GHz, Pin=100mW /Area Scan (7x7x1): Measurement grid: dx=10mm, dy=10mm
 Maximum value of SAR (measured) = 20.8 W/kg

Head/5.6 GHz, Pin=100mW /Zoom Scan (8x8x8)/Cube 0: Measurement grid: dx=4mm, dy=4mm, dz=1.4mm

Reference Value = 57.99 V/m; Power Drift = 0.10 dB

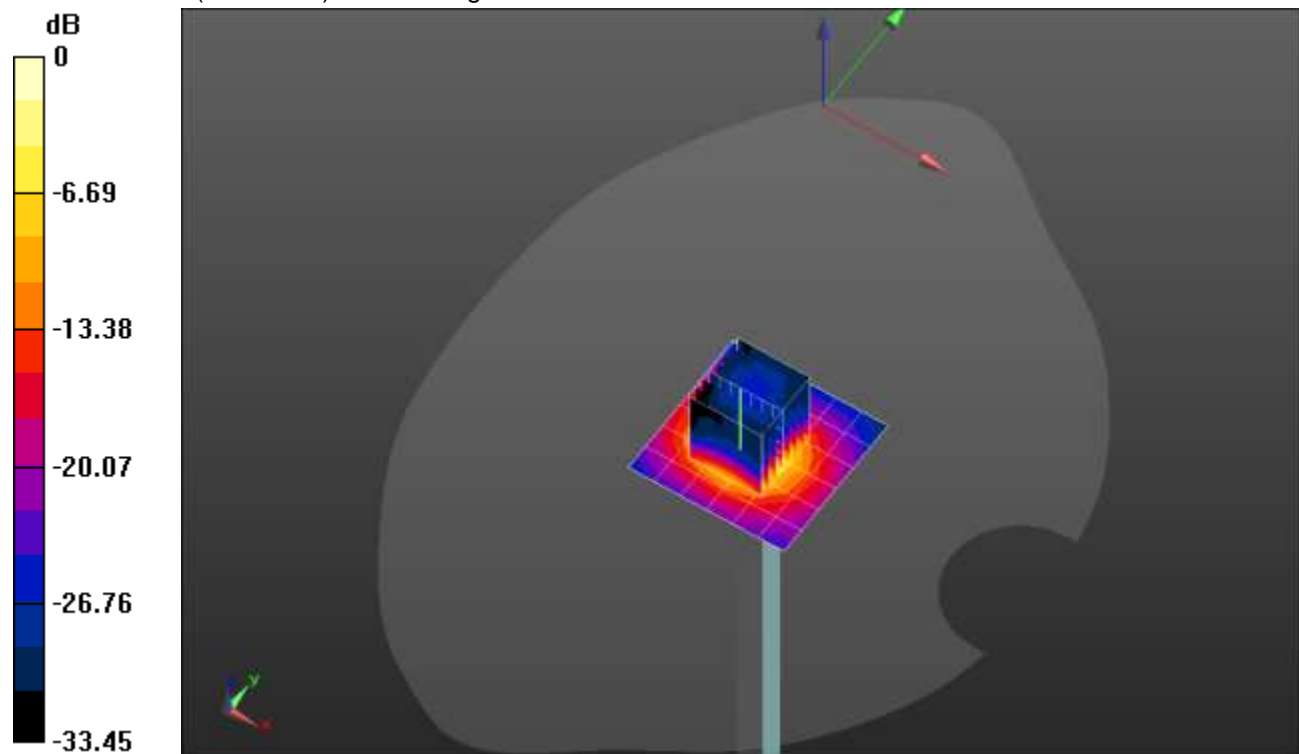
Peak SAR (extrapolated) = 39.1 W/kg

SAR(1 g) = 9.28 W/kg; SAR(10 g) = 2.66 W/kg

Smallest distance from peaks to all points 3 dB below = 7.2 mm

Ratio of SAR at M2 to SAR at M1 = 63.7%

Maximum value of SAR (measured) = 21.6 W/kg

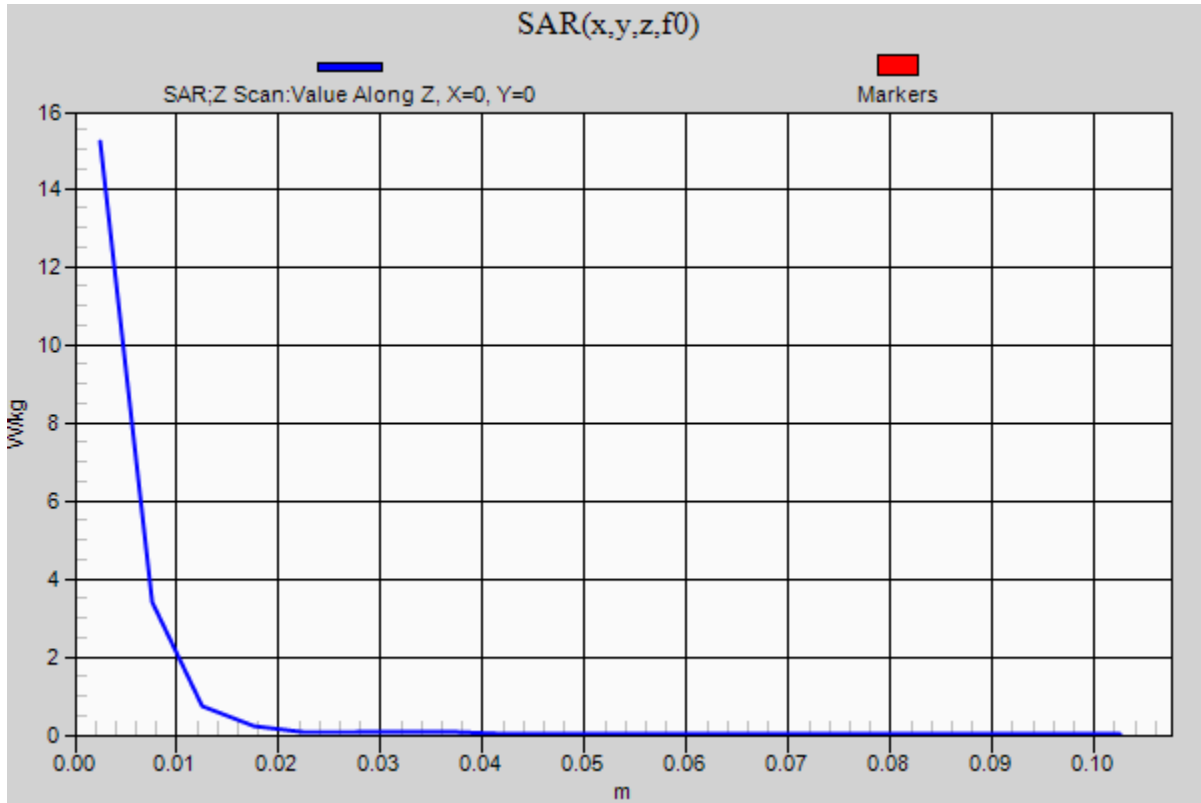


0 dB = 21.6 W/kg = 13.34 dBW/kg

20210615_SystemPerformanceCheck-D5GHzV2 SN 1003

Frequency: 5600 MHz; Duty Cycle: 1:1

Head/5.6 GHz, Pin=100mW /Z Scan (1x1x21): Measurement grid: dx=20mm, dy=20mm, dz=5mm
Maximum value of SAR (measured) = 15.2 W/kg



20210706_SystemPerformanceCheck-D2600V2 SN 1006

Frequency: 2600 MHz; Duty Cycle: 1:1; Room Ambient Temperature: 24.0°C; Liquid Temperature: 23.0°C

Medium parameters used: $f = 2600$ MHz; $\sigma = 1.933$ S/m; $\epsilon_r = 37.945$; $\rho = 1000$ kg/m³

DASY5 Configuration:

- Area Scan Setting: Find Secondary Maximum Within: 2.0 dB and with a peak SAR value greater than 0.0012W/kg
- Electronics: DAE4 Sn1352; Calibrated: 11/17/2020
- Probe: EX3DV4 - SN7569; ConvF(7.49, 7.49, 7.49) @ 2600 MHz; Calibrated: 4/26/2021
- Sensor-Surface: 2.5mm (Mechanical Surface Detection)
- Phantom: SAM with CRP (Wi-Fi 5 GHz); Type: QD000P40CD; Serial: TP:xxxx

Head/Pin=100 mW/Area Scan (8x8x1): Measurement grid: dx=12mm, dy=12mm

Maximum value of SAR (measured) = 5.97 W/kg

Head/Pin=100 mW/Zoom Scan (7x7x7)/Cube 0: Measurement grid: dx=5mm, dy=5mm, dz=5mm

Reference Value = 59.33 V/m; Power Drift = 0.08 dB

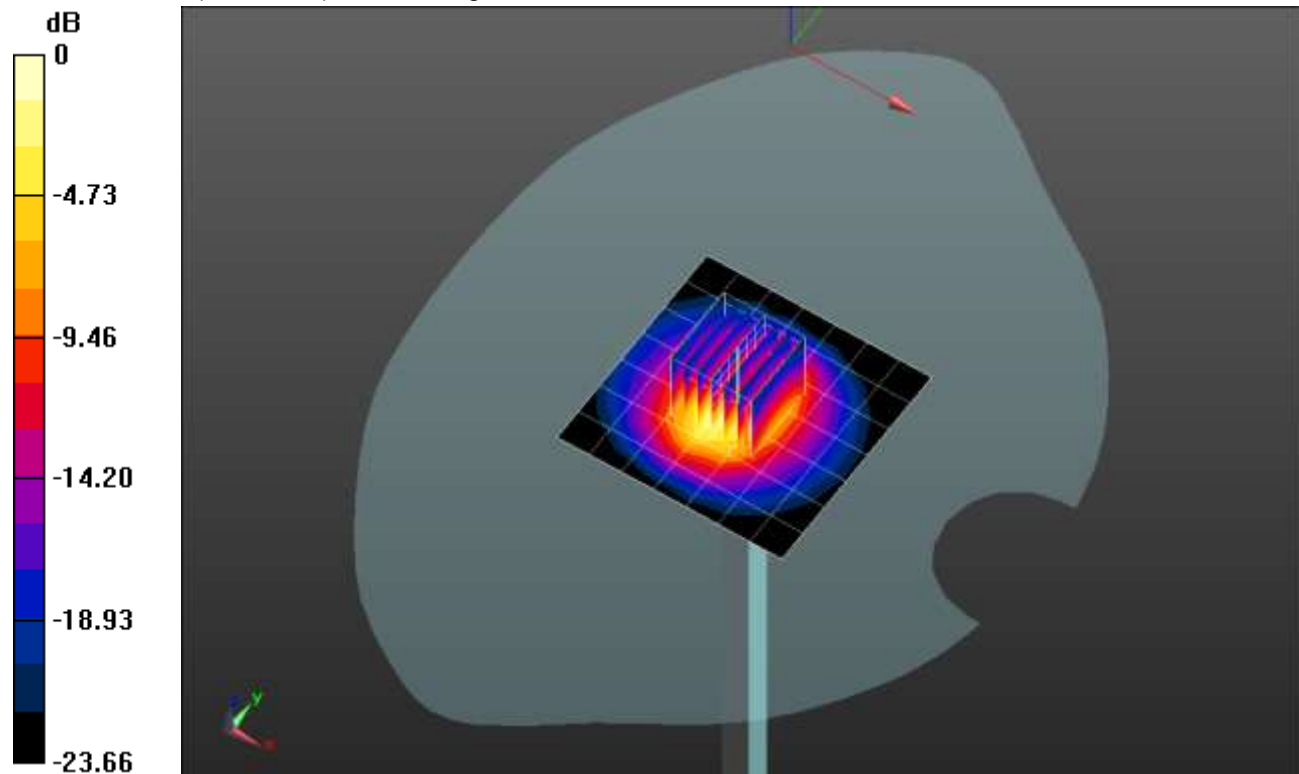
Peak SAR (extrapolated) = 10.6 W/kg

SAR(1 g) = 4.94 W/kg; SAR(10 g) = 2.22 W/kg

Smallest distance from peaks to all points 3 dB below = 9.5 mm

Ratio of SAR at M2 to SAR at M1 = 47.1%

Maximum value of SAR (measured) = 7.15 W/kg



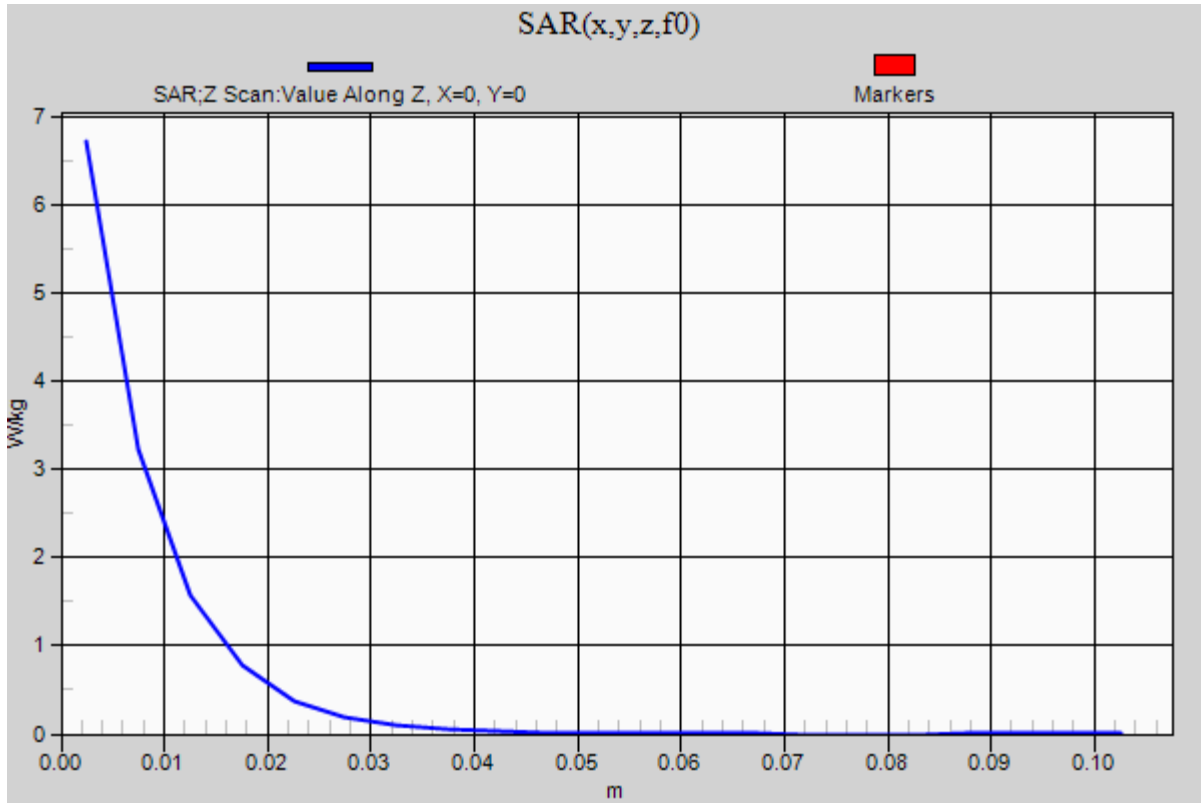
0 dB = 7.15 W/kg = 8.54 dBW/kg

20210706_SystemPerformanceCheck-D2600V2 SN 1006

Frequency: 2600 MHz; Duty Cycle: 1:1

Head/Pin=100 mW/Z Scan (1x1x21): Measurement grid: dx=20mm, dy=20mm, dz=5mm

Maximum value of SAR (measured) = 6.71 W/kg



20210607_SystemPerformanceCheck-D2600V2 SN 1006

Frequency: 2600 MHz; Duty Cycle: 1:1; Room Ambient Temperature: 24.0°C; Liquid Temperature: 23.0°C

Medium parameters used: $f = 2600$ MHz; $\sigma = 1.948$ S/m; $\epsilon_r = 38.461$; $\rho = 1000$ kg/m³

DASY5 Configuration:

- Area Scan Setting: Find Secondary Maximum Within: 2.0 dB and with a peak SAR value greater than 0.0012W/kg
- Electronics: DAE4 Sn1377; Calibrated: 9/10/2020
- Probe: EX3DV4 - SN7335; ConvF(7.67, 7.67, 7.67) @ 2600 MHz; Calibrated: 2/25/2021
- Sensor-Surface: 2.5mm (Mechanical Surface Detection)
- Phantom: Twin-SAM V8.0 (20deg probe tilt); Type: QD 000 P41 AA; Serial: 1957

Head/Pin=100 mW/Area Scan (8x8x1): Measurement grid: dx=12mm, dy=12mm

Maximum value of SAR (measured) = 5.69 W/kg

Head/Pin=100 mW/Zoom Scan (7x7x7)/Cube 0: Measurement grid: dx=5mm, dy=5mm, dz=5mm

Reference Value = 66.06 V/m; Power Drift = -0.07 dB

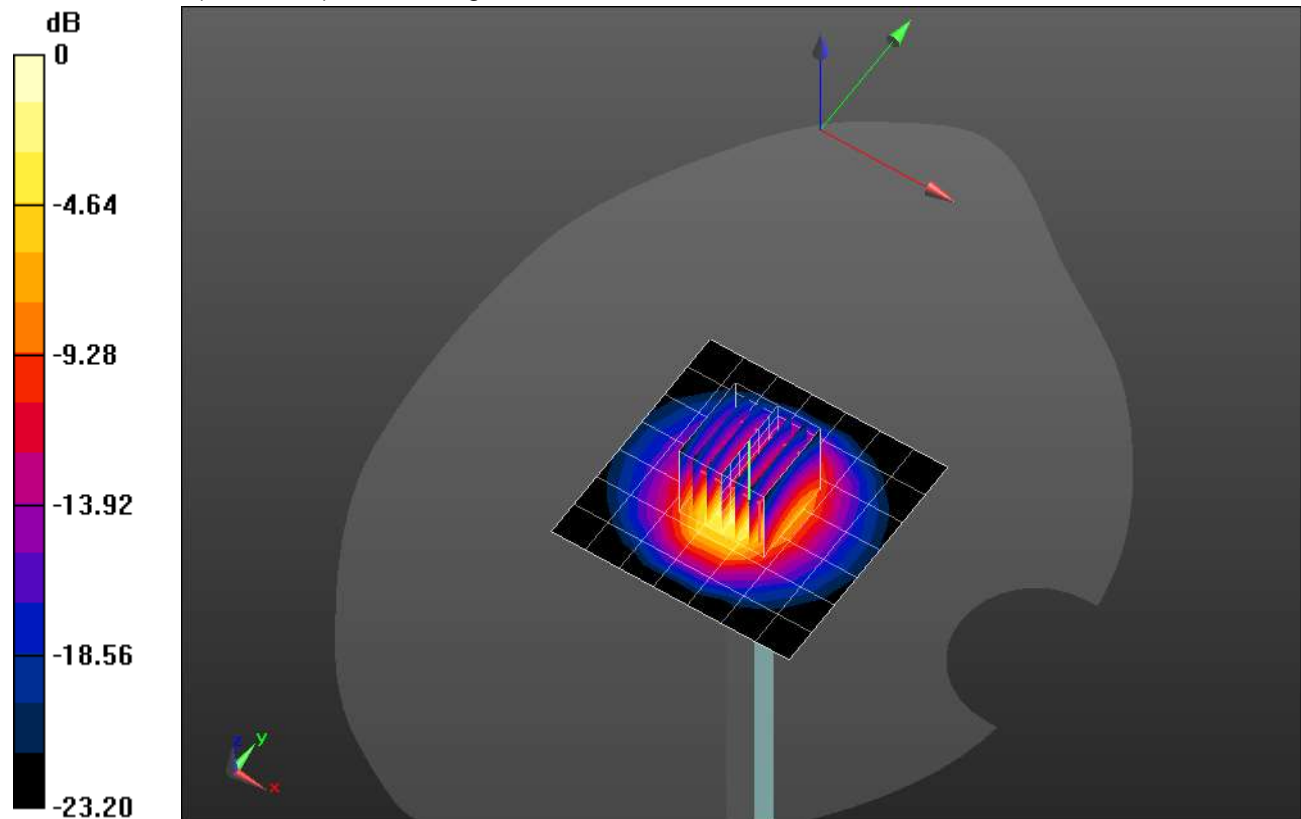
Peak SAR (extrapolated) = 12.2 W/kg

SAR(1 g) = 5.63 W/kg; SAR(10 g) = 2.54 W/kg

Smallest distance from peaks to all points 3 dB below = 9.8 mm

Ratio of SAR at M2 to SAR at M1 = 47%

Maximum value of SAR (measured) = 8.18 W/kg

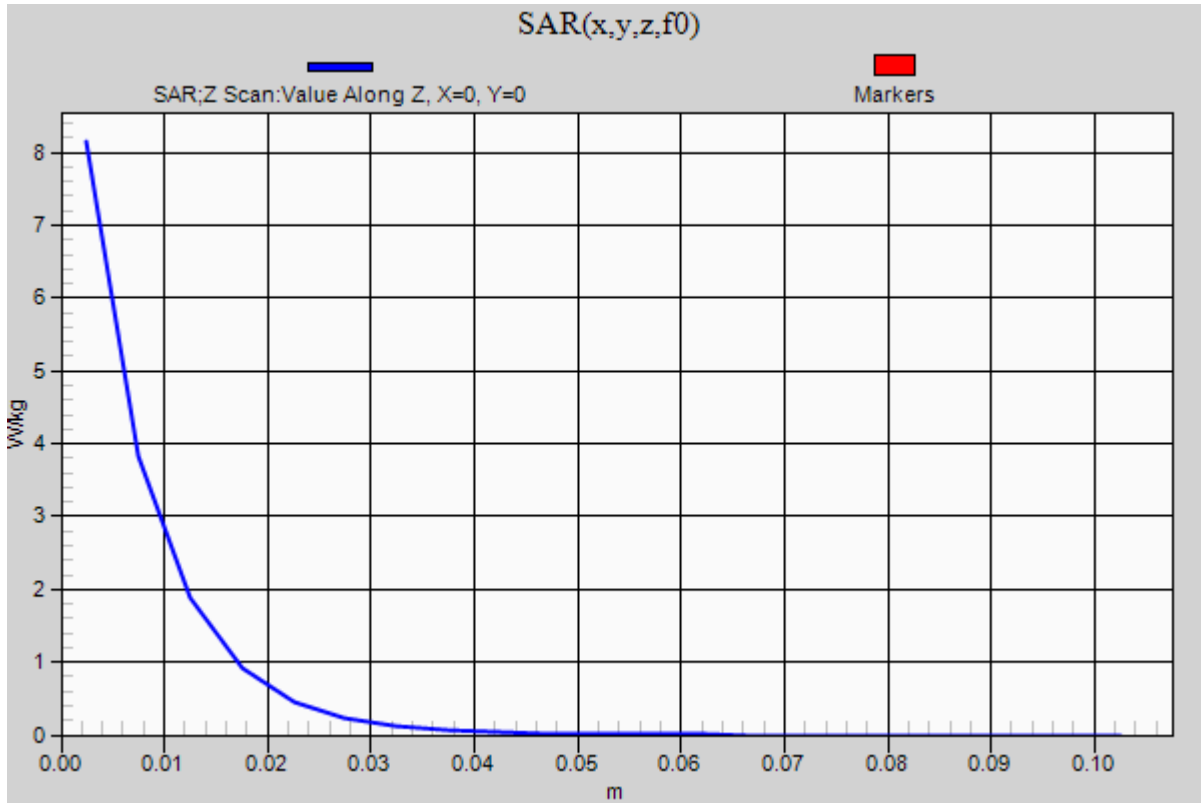


0 dB = 8.18 W/kg = 9.13 dBW/kg

20210607_SystemPerformanceCheck-D2600V2 SN 1006

Frequency: 2600 MHz; Duty Cycle: 1:1

Head/Pin=100 mW/Z Scan (1x1x21): Measurement grid: dx=20mm, dy=20mm, dz=5mm
Maximum value of SAR (measured) = 8.15 W/kg



20210609_SystemPerformanceCheck-D3500V2 SN 1060

Frequency: 3500 MHz; Duty Cycle: 1:1; Room Ambient Temperature: 24.0°C; Liquid Temperature: 23.0°C

Medium parameters used: $f = 3500$ MHz; $\sigma = 3.011$ S/m; $\epsilon_r = 39.636$; $\rho = 1000$ kg/m³

DASY5 Configuration:

- Area Scan Setting: Find Secondary Maximum Within: 2.0 dB and with a peak SAR value greater than 0.0012W/kg
- Electronics: DAE4 Sn1548; Calibrated: 2/22/2021
- Probe: EX3DV4 - SN7585; ConvF(6.94, 6.94, 6.94) @ 3500 MHz; Calibrated: 4/27/2021
- Sensor-Surface: 2.5mm (Mechanical Surface Detection)
- Phantom: Twin-SAM V5.0 (30deg probe tilt); Type: QD 000 P40 CD; Serial: 1740

Head/Pin=100 mW/Area Scan (8x8x1): Measurement grid: dx=12mm, dy=12mm

Maximum value of SAR (measured) = 8.22 W/kg

Head/Pin=100 mW/Zoom Scan (8x8x8)/Cube 0: Measurement grid: dx=4.3mm, dy=4.3mm, dz=3mm

Reference Value = 58.68 V/m; Power Drift = 0.09 dB

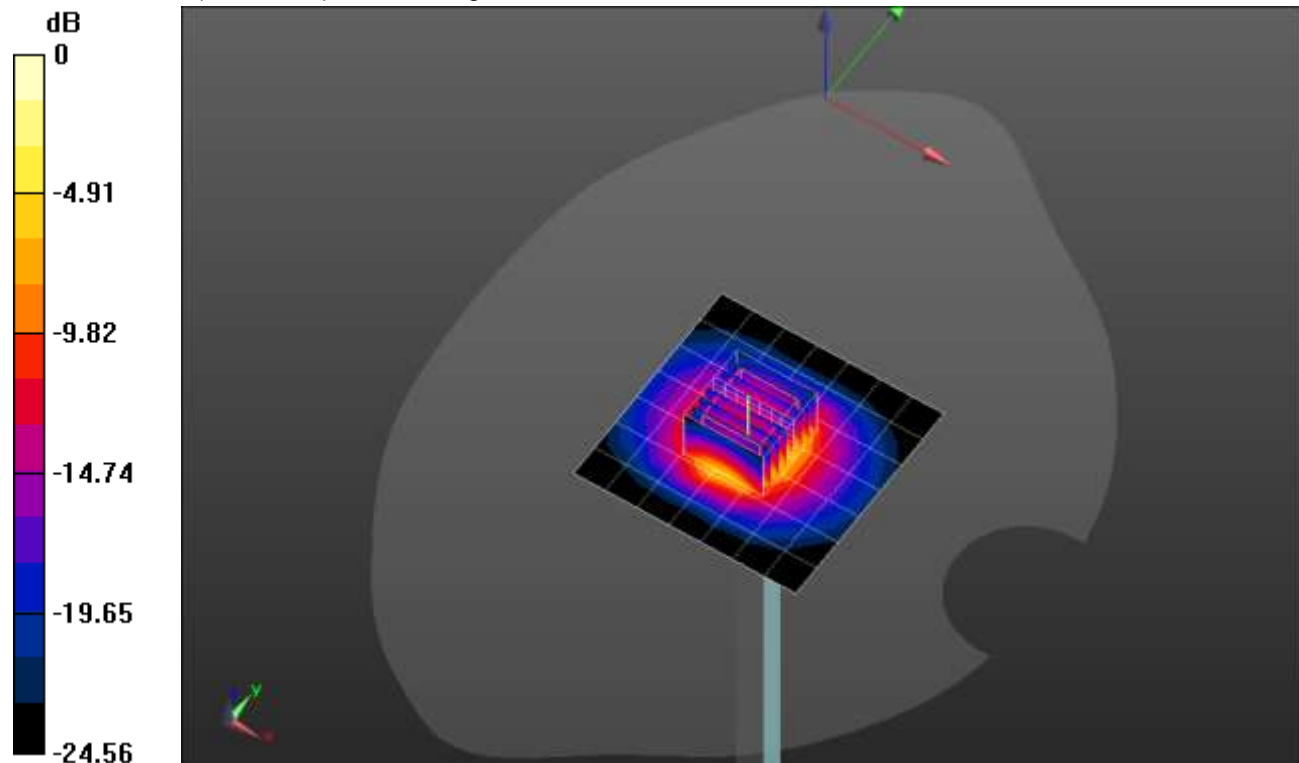
Peak SAR (extrapolated) = 17.8 W/kg

SAR(1 g) = 6.76 W/kg; SAR(10 g) = 2.58 W/kg

Smallest distance from peaks to all points 3 dB below = 8.6 mm

Ratio of SAR at M2 to SAR at M1 = 55.6%

Maximum value of SAR (measured) = 9.97 W/kg



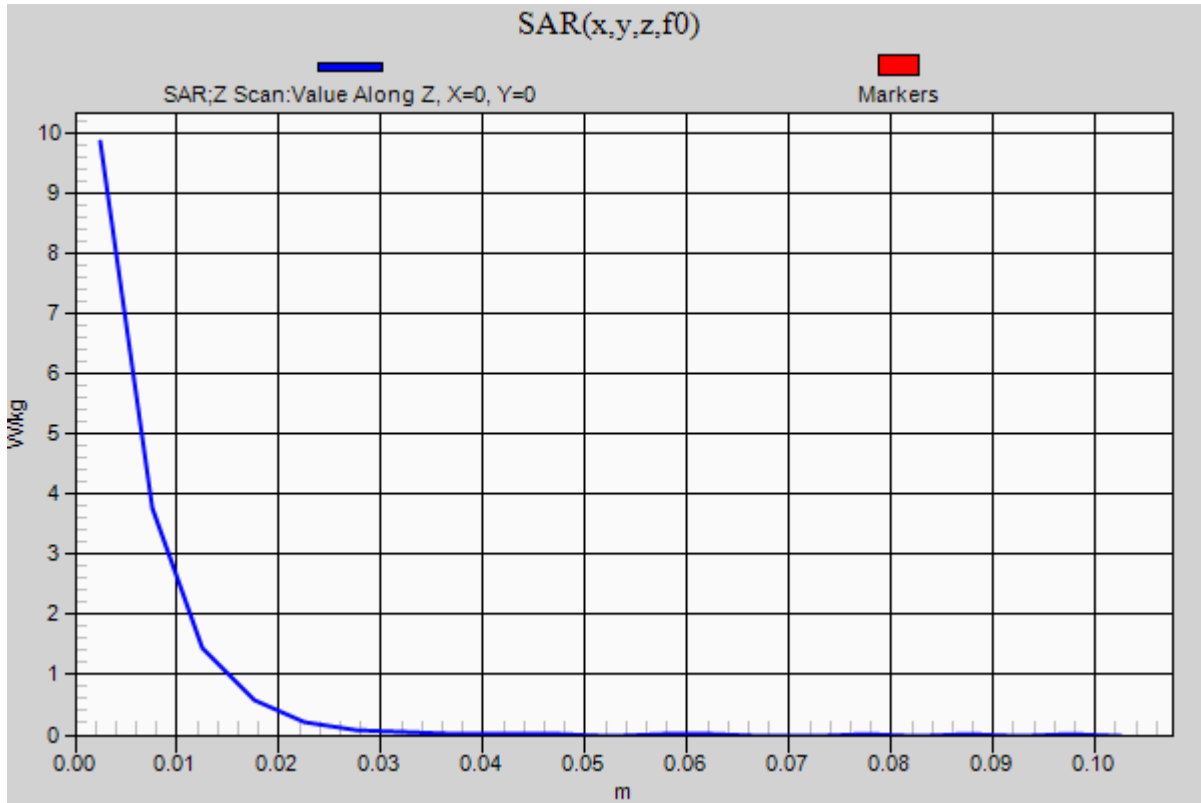
0 dB = 9.97 W/kg = 9.99 dBW/kg

20210609_SystemPerformanceCheck-D3500V2 SN 1060

Frequency: 3500 MHz; Duty Cycle: 1:1

Head/Pin=100 mW/Z Scan (1x1x21): Measurement grid: dx=20mm, dy=20mm, dz=5mm

Maximum value of SAR (measured) = 9.86 W/kg



20210610_SystemPerformanceCheck-D3700V2 SN 1039

Frequency: 3700 MHz; Duty Cycle: 1:1; Room Ambient Temperature: 24.0°C; Liquid Temperature: 23.0°C

Medium parameters used: $f = 3700$ MHz; $\sigma = 3.218$ S/m; $\epsilon_r = 39.31$; $\rho = 1000$ kg/m³

DASY5 Configuration:

- Area Scan Setting: Find Secondary Maximum Within: 2.0 dB and with a peak SAR value greater than 0.0012W/kg
- Electronics: DAE4 Sn1548; Calibrated: 2/22/2021
- Probe: EX3DV4 - SN7585; ConvF(6.73, 6.73, 6.73) @ 3700 MHz; Calibrated: 4/27/2021
- Sensor-Surface: 2.5mm (Mechanical Surface Detection)
- Phantom: Twin-SAM V5.0 (30deg probe tilt); Type: QD 000 P40 CD; Serial: 1740

Head/Pin=100 mW/Area Scan (8x8x1): Measurement grid: dx=12mm, dy=12mm

Maximum value of SAR (measured) = 8.14 W/kg

Head/Pin=100 mW/Zoom Scan (8x8x8)/Cube 0: Measurement grid: dx=4.3mm, dy=4.3mm, dz=3mm

Reference Value = 58.86 V/m; Power Drift = 0.07 dB

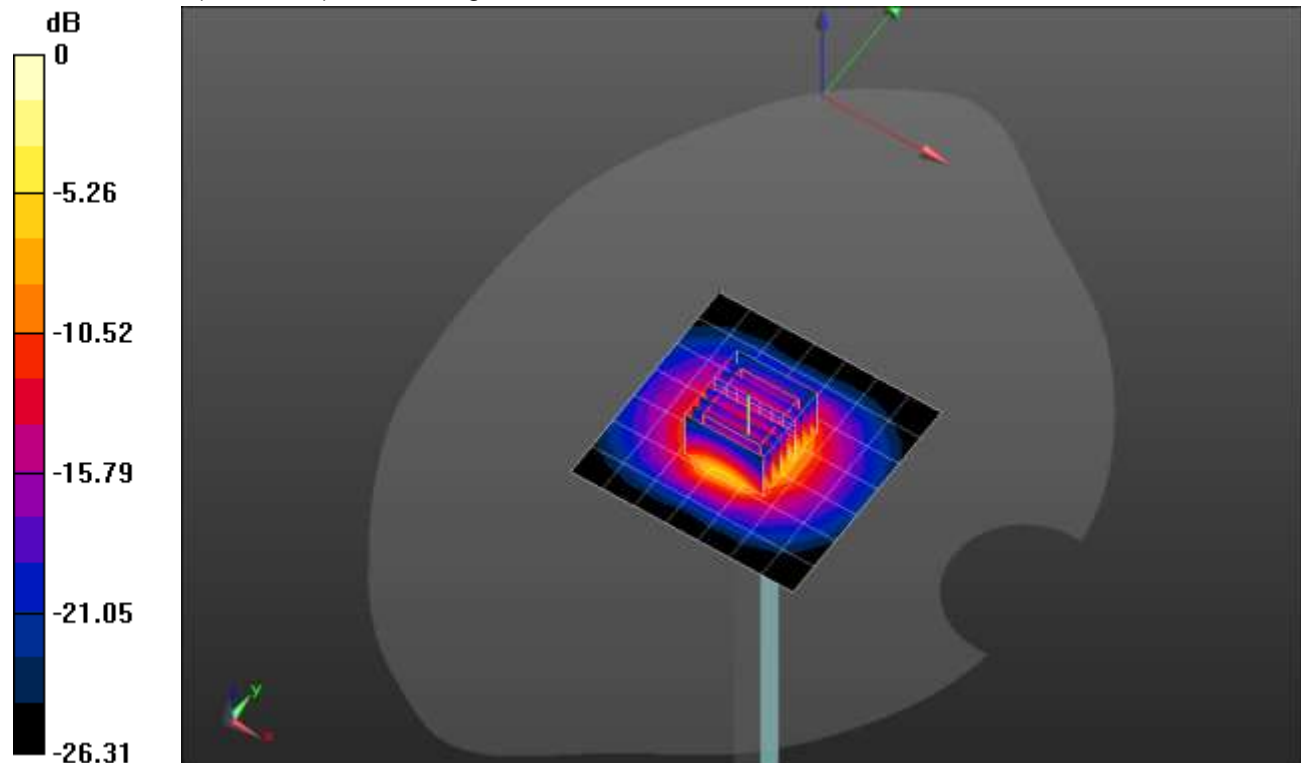
Peak SAR (extrapolated) = 19.4 W/kg

SAR(1 g) = 7 W/kg; SAR(10 g) = 2.61 W/kg

Smallest distance from peaks to all points 3 dB below = 8.8 mm

Ratio of SAR at M2 to SAR at M1 = 53.6%

Maximum value of SAR (measured) = 10.5 W/kg

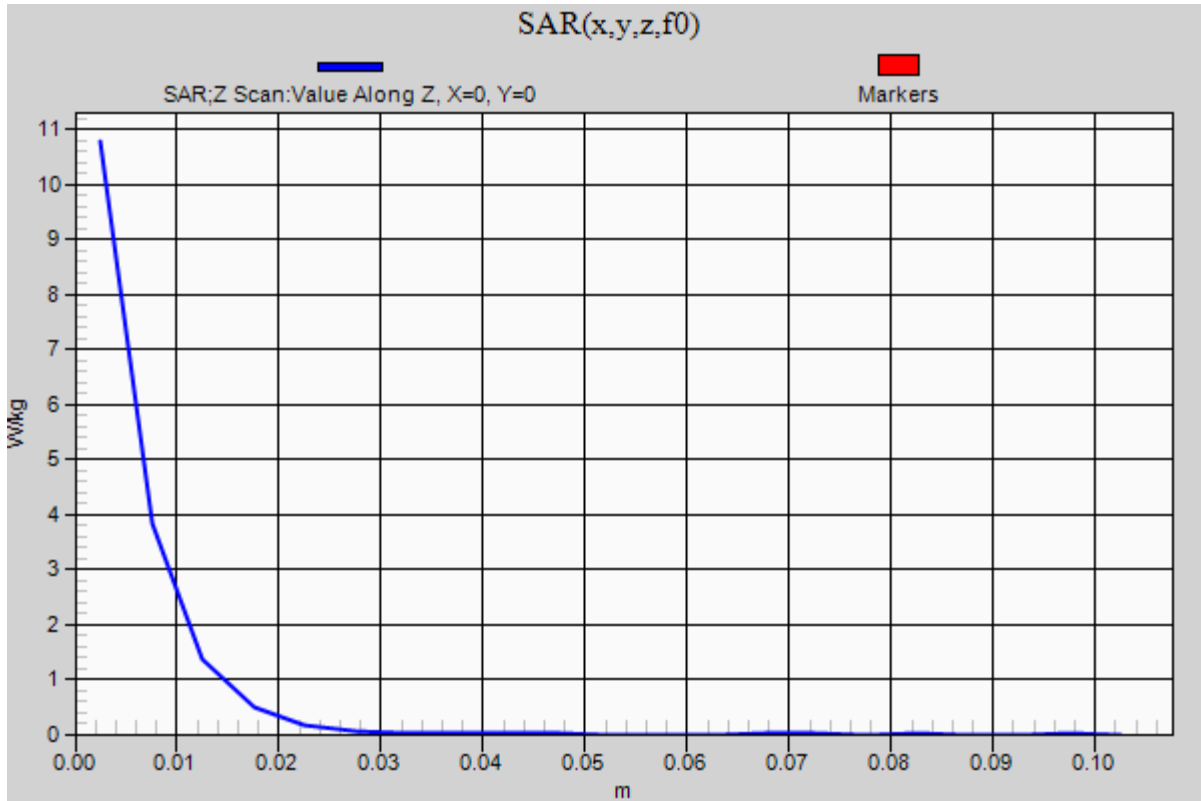


0 dB = 10.5 W/kg = 10.21 dBW/kg

20210610_SystemPerformanceCheck-D3700V2 SN 1039

Frequency: 3700 MHz; Duty Cycle: 1:1

Head/Pin=100 mW/Z Scan (1x1x21): Measurement grid: dx=20mm, dy=20mm, dz=5mm
Maximum value of SAR (measured) = 10.8 W/kg



20210530_SystemPerformanceCheck-D3500V2 SN 1011

Frequency: 3500 MHz; Duty Cycle: 1:1; Room Ambient Temperature: 24.0°C; Liquid Temperature: 23.0°C

Medium parameters used: $f = 3500$ MHz; $\sigma = 2.778$ S/m; $\epsilon_r = 37.852$; $\rho = 1000$ kg/m³

DASY5 Configuration:

- Area Scan Setting: Find Secondary Maximum Within: 2.0 dB and with a peak SAR value greater than 0.0012W/kg
- Electronics: DAE4 Sn1439; Calibrated: 7/16/2020
- Probe: EX3DV4 - SN3929; ConvF(6.55, 6.55, 6.55) @ 3500 MHz; Calibrated: 3/19/2021
- Sensor-Surface: 2.5mm (Mechanical Surface Detection)
- Phantom: Twin-SAM V8.0 (20deg probe tilt); Type: QD 000 P41 AA; Serial: 1956

Head/Pin=100 mW/Area Scan (8x8x1): Measurement grid: dx=12mm, dy=12mm

Maximum value of SAR (measured) = 7.69 W/kg

Head/Pin=100 mW/Zoom Scan (8x8x8)/Cube 0: Measurement grid: dx=4.3mm, dy=4.3mm, dz=3mm

Reference Value = 57.81 V/m; Power Drift = 0.12 dB

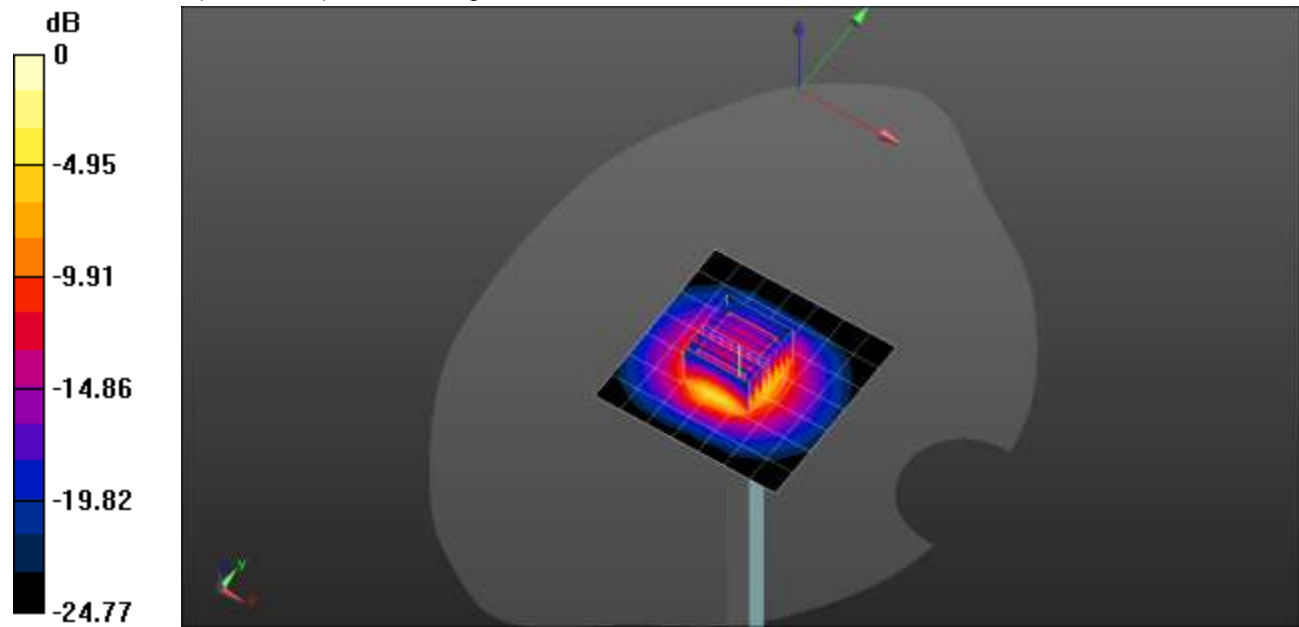
Peak SAR (extrapolated) = 15.0 W/kg

SAR(1 g) = 6 W/kg; SAR(10 g) = 2.34 W/kg

Smallest distance from peaks to all points 3 dB below = 8.8 mm

Ratio of SAR at M2 to SAR at M1 = 57.4%

Maximum value of SAR (measured) = 8.85 W/kg

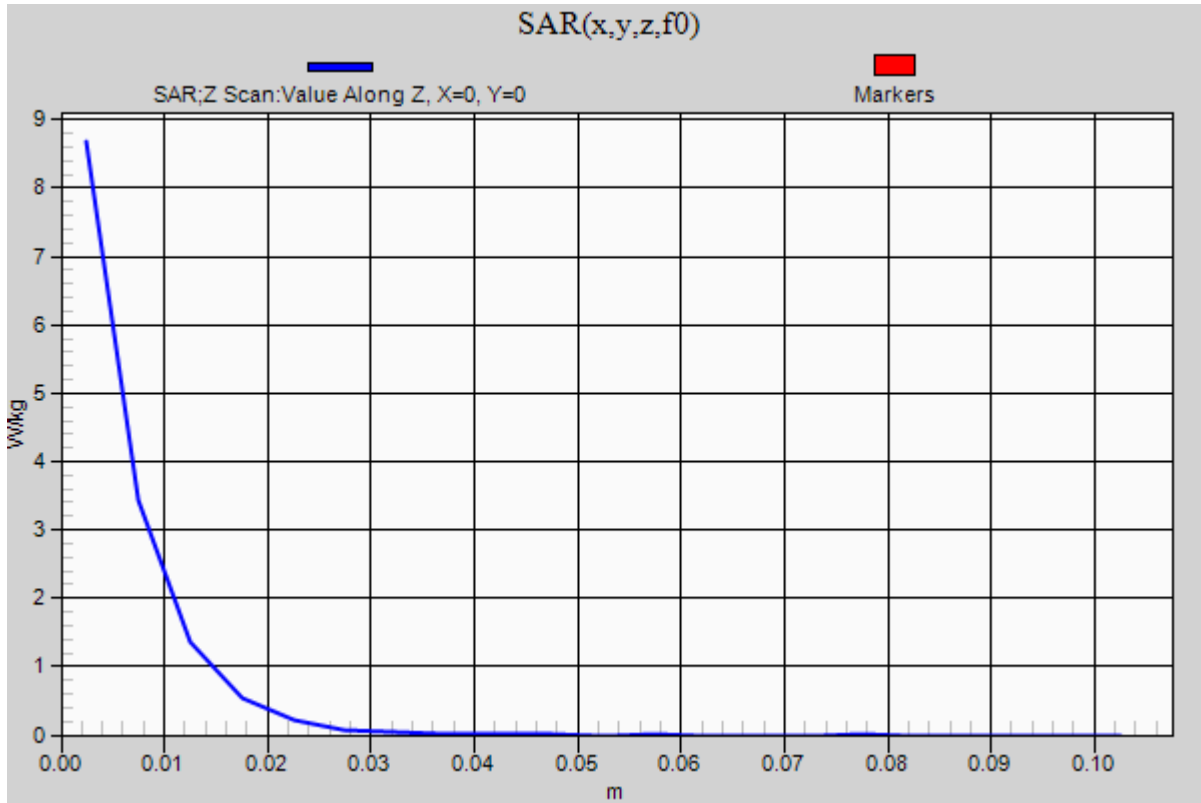


0 dB = 8.85 W/kg = 9.47 dBW/kg

20210530_SystemPerformanceCheck-D3500V2 SN 1011

Frequency: 3500 MHz; Duty Cycle: 1:1

Head/Pin=100 mW/Z Scan (1x1x21): Measurement grid: dx=20mm, dy=20mm, dz=5mm
Maximum value of SAR (measured) = 8.68 W/kg



20210602_SystemPerformanceCheck-D3700V2 SN 1039

Frequency: 3700 MHz; Duty Cycle: 1:1; Room Ambient Temperature: 24.0°C; Liquid Temperature: 23.0°C

Medium parameters used: $f = 3700$ MHz; $\sigma = 3.005$ S/m; $\epsilon_r = 36.853$; $\rho = 1000$ kg/m³

DASY5 Configuration:

- Area Scan Setting: Find Secondary Maximum Within: 2.0 dB and with a peak SAR value greater than 0.0012W/kg
- Electronics: DAE4 Sn1439; Calibrated: 7/16/2020
- Probe: EX3DV4 - SN3929; ConvF(6.45, 6.45, 6.45) @ 3700 MHz; Calibrated: 3/19/2021
- Sensor-Surface: 2.5mm (Mechanical Surface Detection)
- Phantom: Twin-SAM V8.0 (20deg probe tilt); Type: QD 000 P41 AA; Serial: 1956

Head/Pin=100 mW/Area Scan (8x8x1): Measurement grid: dx=12mm, dy=12mm

Maximum value of SAR (measured) = 6.57 W/kg

Head/Pin=100 mW/Zoom Scan (8x8x8)/Cube 0: Measurement grid: dx=4.3mm, dy=4.3mm, dz=3mm

Reference Value = 58.12 V/m; Power Drift = -0.02 dB

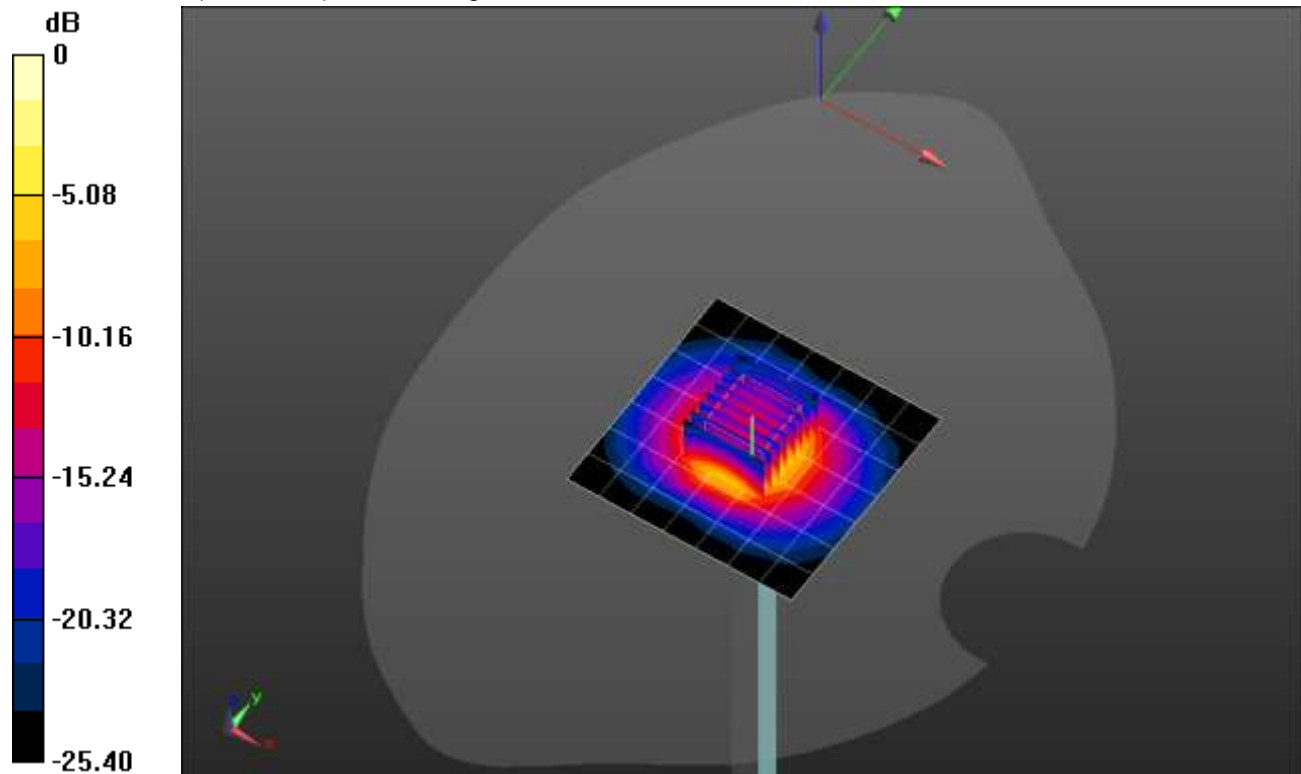
Peak SAR (extrapolated) = 16.5 W/kg

SAR(1 g) = 6.18 W/kg; SAR(10 g) = 2.32 W/kg

Smallest distance from peaks to all points 3 dB below = 8.6 mm

Ratio of SAR at M2 to SAR at M1 = 55.2%

Maximum value of SAR (measured) = 9.40 W/kg

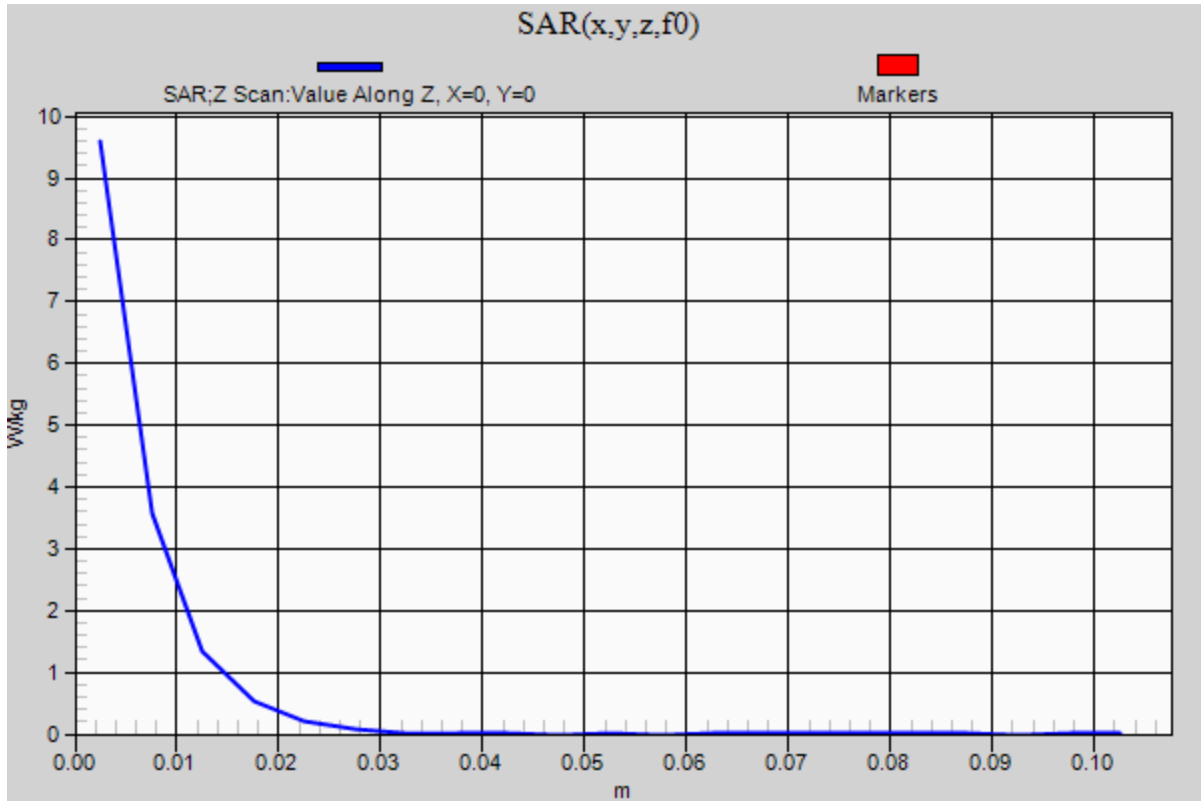


0 dB = 9.40 W/kg = 9.73 dBW/kg

20210602_SystemPerformanceCheck-D3700V2 SN 1039

Frequency: 3700 MHz; Duty Cycle: 1:1

Head/Pin=100 mW/Z Scan (1x1x21): Measurement grid: dx=20mm, dy=20mm, dz=5mm
Maximum value of SAR (measured) = 9.59 W/kg



20210605_SystemPerformanceCheck-D3900V2 SN 1052

Frequency: 3500 MHz; Duty Cycle: 1:1; Room Ambient Temperature: 24.0°C; Liquid Temperature: 23.0°C
 Medium parameters used: $f = 3500$ MHz; $\sigma = 2.849$ S/m; $\epsilon_r = 39.017$; $\rho = 1000$ kg/m³

DASY5 Configuration:

- Area Scan Setting: Find Secondary Maximum Within: 2.0 dB and with a peak SAR value greater than 0.0012W/kg
- Electronics: DAE4 Sn1439; Calibrated: 7/16/2020
- Probe: EX3DV4 - SN3929; ConvF(6.55, 6.55, 6.55) @ 3500 MHz; Calibrated: 3/19/2021
- Sensor-Surface: 2.5mm (Mechanical Surface Detection)
- Phantom: Twin-SAM V8.0 (20deg probe tilt); Type: QD 000 P41 AA; Serial: 1956

Head/Pin=100 mW/Area Scan (8x8x1): Measurement grid: dx=12mm, dy=12mm

Maximum value of SAR (measured) = 7.15 W/kg

Head/Pin=100 mW/Zoom Scan (8x8x8)/Cube 0: Measurement grid: dx=4.3mm, dy=4.3mm, dz=3mm

Reference Value = 61.79 V/m; Power Drift = 0.11 dB

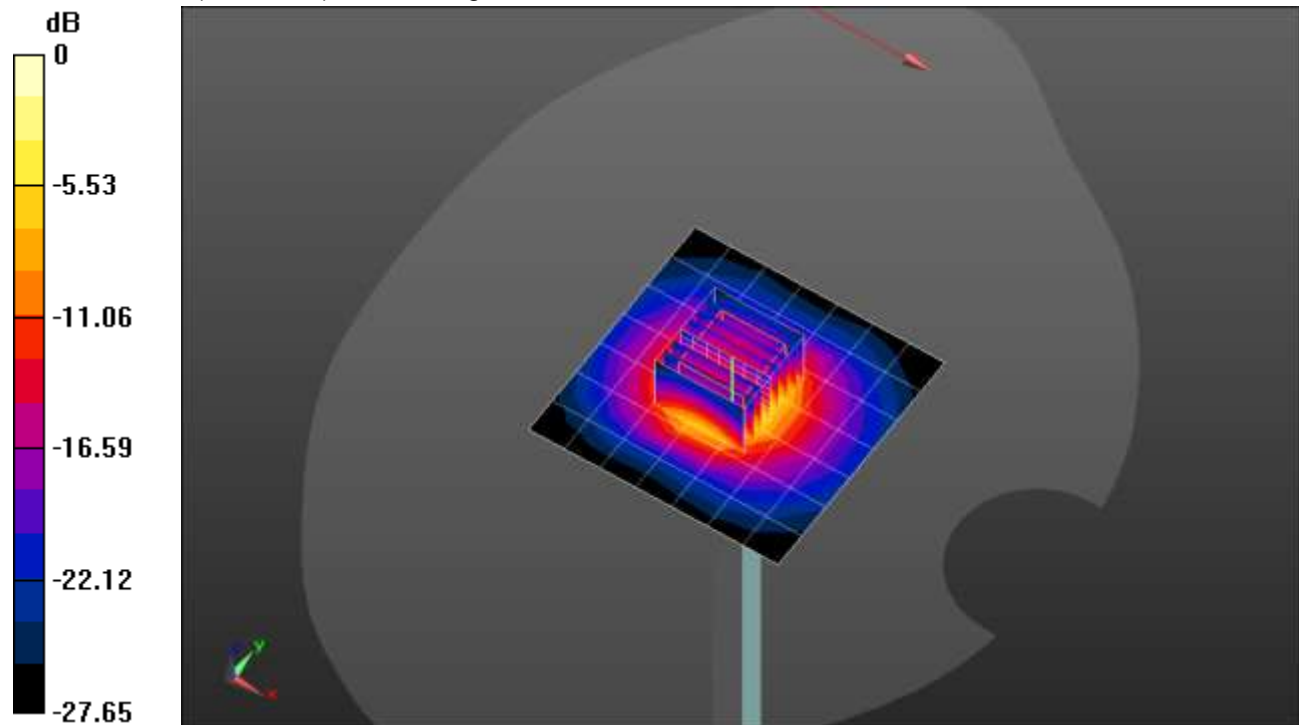
Peak SAR (extrapolated) = 18.4 W/kg

SAR(1 g) = 6.53 W/kg; SAR(10 g) = 2.32 W/kg

Smallest distance from peaks to all points 3 dB below = 8.6 mm

Ratio of SAR at M2 to SAR at M1 = 53.1%

Maximum value of SAR (measured) = 9.96 W/kg



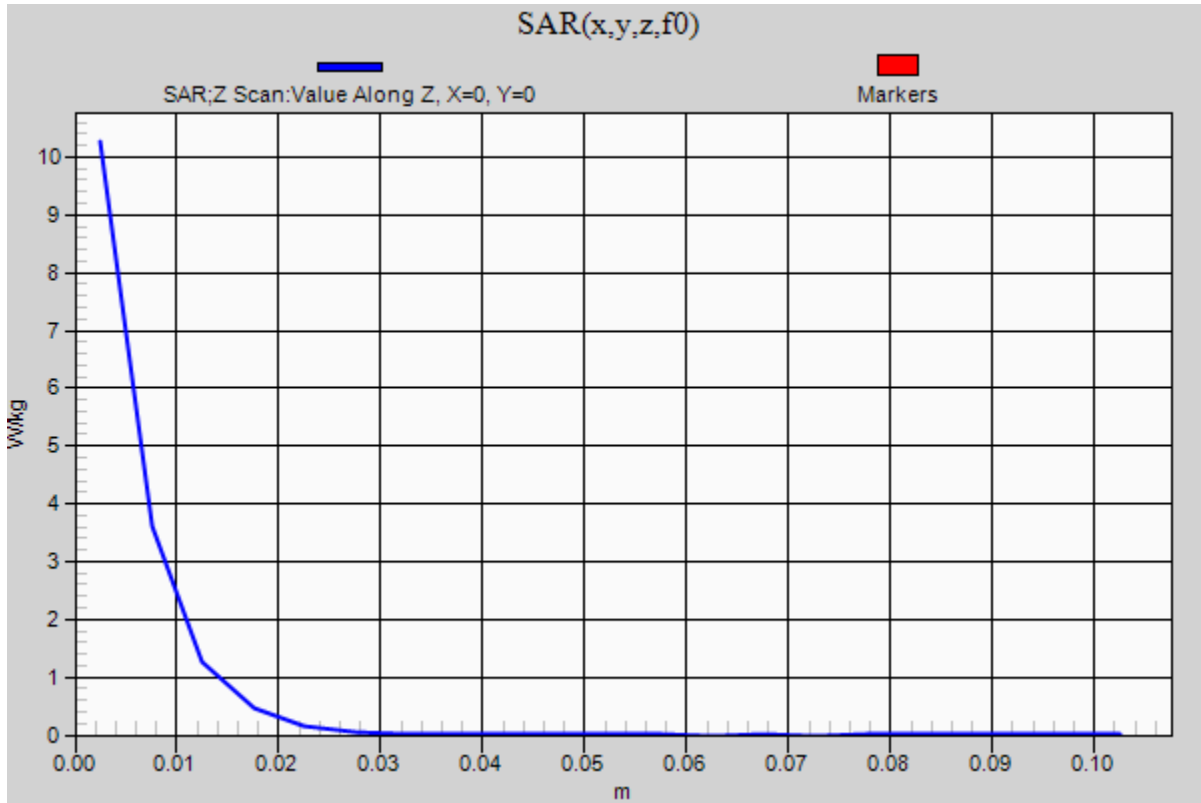
0 dB = 9.96 W/kg = 9.98 dBW/kg

20210605_SystemPerformanceCheck-D3900V2 SN 1052

Frequency: 3500 MHz; Duty Cycle: 1:1

Head/Pin=100 mW/Z Scan (1x1x21): Measurement grid: dx=20mm, dy=20mm, dz=5mm

Maximum value of SAR (measured) = 10.3 W/kg



20210628_SystemPerformanceCheck-D3500V2 SN 1060

Frequency: 3500 MHz; Duty Cycle: 1:1; Room Ambient Temperature: 24.0°C; Liquid Temperature: 23.0°C
 Medium parameters used: $f = 3500 \text{ MHz}$; $\sigma = 2.849 \text{ S/m}$; $\epsilon_r = 39.422$; $\rho = 1000 \text{ kg/m}^3$

DASY5 Configuration:

- Area Scan Setting: Find Secondary Maximum Within: 2.0 dB and with a peak SAR value greater than 0.0012W/kg
- Electronics: DAE4 Sn1439; Calibrated: 7/16/2020
- Probe: EX3DV4 - SN3929; ConvF(6.55, 6.55, 6.55) @ 3500 MHz; Calibrated: 3/19/2021
- Sensor-Surface: 2.5mm (Mechanical Surface Detection)
- Phantom: Twin-SAM V8.0 (20deg probe tilt); Type: QD 000 P41 Ax; Serial: xxxx

Head/Pin=100 mW/Area Scan (8x8x1): Measurement grid: dx=12mm, dy=12mm

Maximum value of SAR (measured) = 7.54 W/kg

Head/Pin=100 mW/Zoom Scan (8x8x8)/Cube 0: Measurement grid: dx=4.3mm, dy=4.3mm, dz=3mm

Reference Value = 60.91 V/m; Power Drift = 0.12 dB

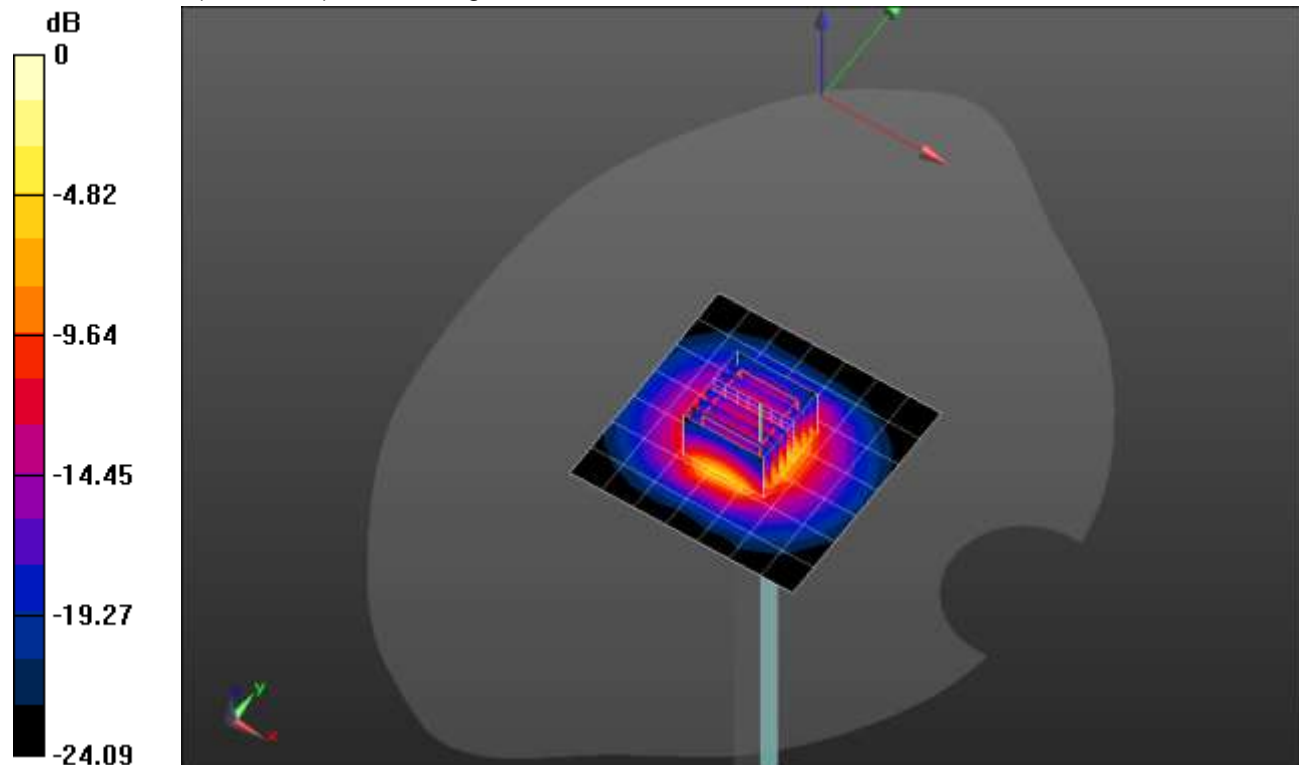
Peak SAR (extrapolated) = 16.6 W/kg

SAR(1 g) = 6.58 W/kg; SAR(10 g) = 2.55 W/kg

Smallest distance from peaks to all points 3 dB below = 8.6 mm

Ratio of SAR at M2 to SAR at M1 = 57.2%

Maximum value of SAR (measured) = 9.58 W/kg



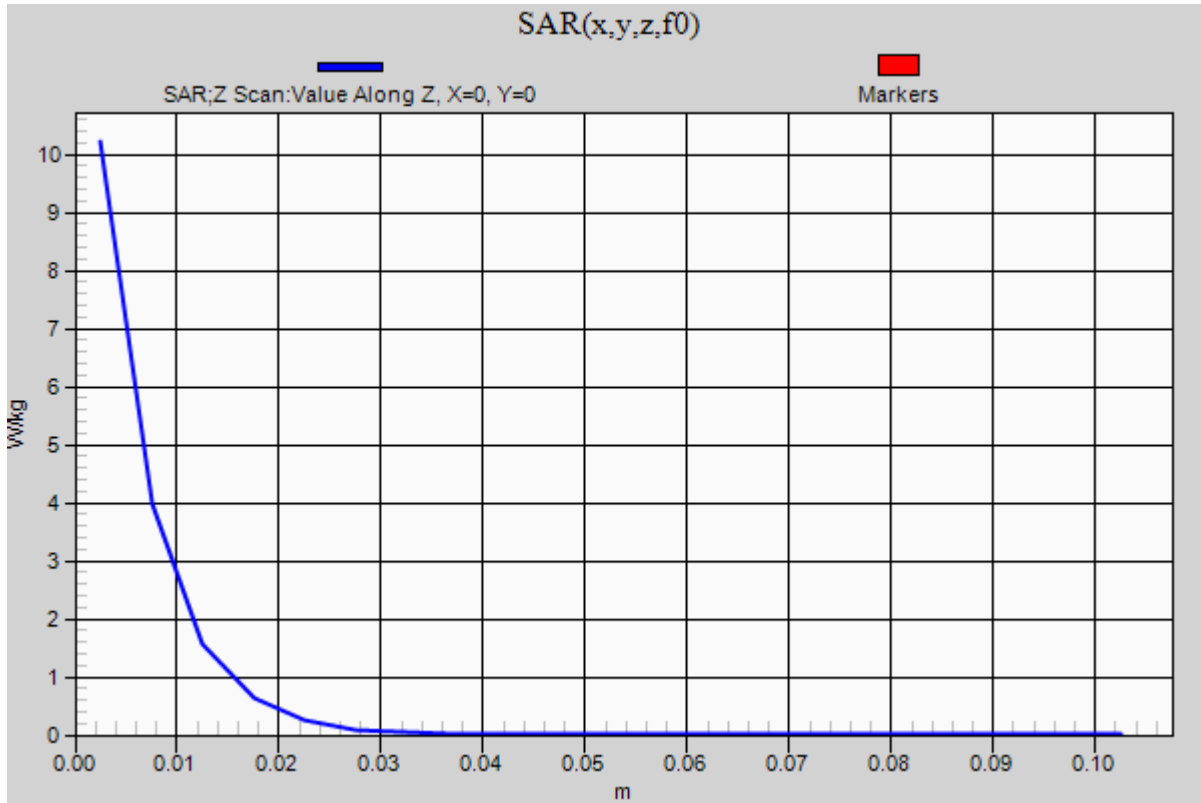
0 dB = 9.58 W/kg = 9.81 dBW/kg

20210628_SystemPerformanceCheck-D3500V2 SN 1060

Frequency: 3500 MHz; Duty Cycle: 1:1

Head/Pin=100 mW/Z Scan (1x1x21): Measurement grid: dx=20mm, dy=20mm, dz=5mm

Maximum value of SAR (measured) = 10.2 W/kg



20210606_SystemPerformanceCheck-D2600V2 SN 1006

Frequency: 2600 MHz; Duty Cycle: 1:1; Room Ambient Temperature: 24.0°C; Liquid Temperature: 23.0°C
 Medium parameters used: $f = 2600$ MHz; $\sigma = 1.912$ S/m; $\epsilon_r = 37.67$; $\rho = 1000$ kg/m³

DASY5 Configuration:

- Area Scan Setting: Find Secondary Maximum Within: 2.0 dB and with a peak SAR value greater than 0.0012W/kg
- Electronics: DAE4 Sn1239; Calibrated: 7/29/2020
- Probe: EX3DV4 - SN7498; ConvF(7.66, 7.66, 7.66) @ 2600 MHz; Calibrated: 3/18/2021
- Sensor-Surface: 2.5mm (Mechanical Surface Detection)
- Phantom: Twin-SAM V8.0 (20deg probe tilt); Type: QD 000 P41 Ax; Serial: xxxx

Head/Pin=100 mW/Area Scan (8x8x1): Measurement grid: dx=12mm, dy=12mm

Maximum value of SAR (measured) = 5.32 W/kg

Head/Pin=100 mW/Zoom Scan (7x7x7)/Cube 0: Measurement grid: dx=5mm, dy=5mm, dz=5mm

Reference Value = 59.40 V/m; Power Drift = 0.02 dB

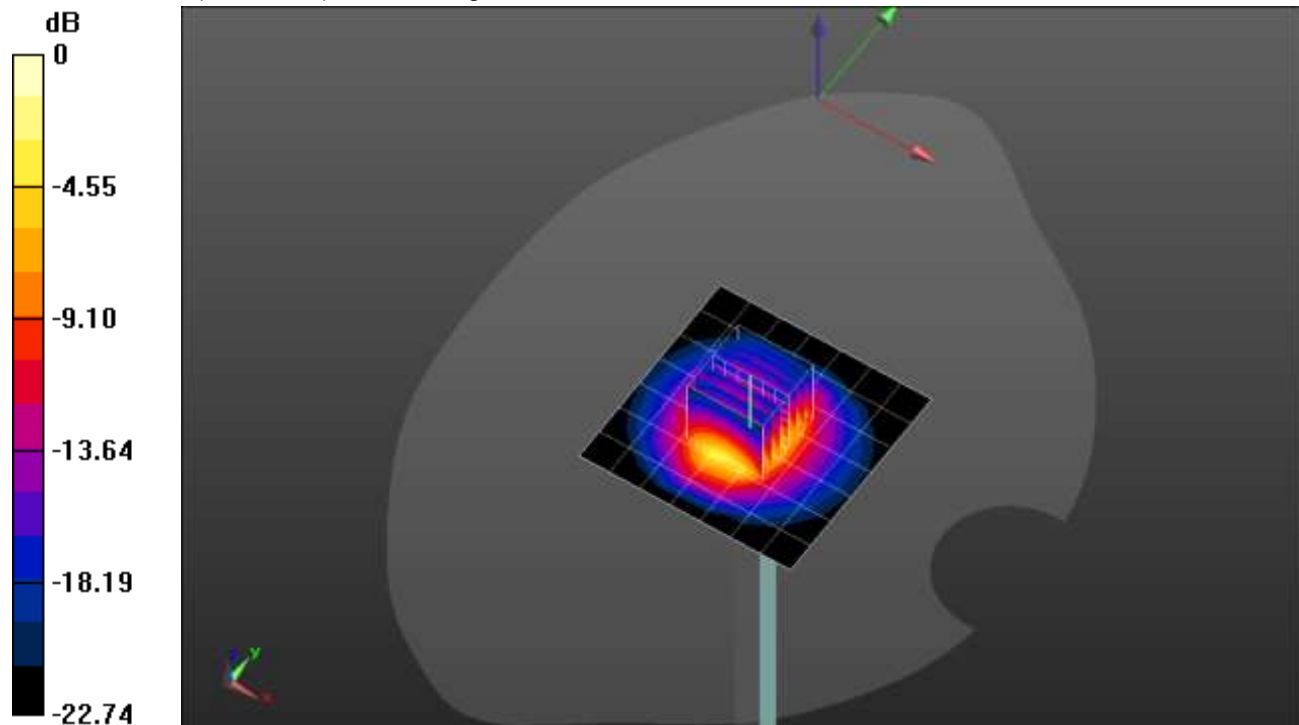
Peak SAR (extrapolated) = 9.80 W/kg

SAR(1 g) = 4.64 W/kg; SAR(10 g) = 2.11 W/kg

Smallest distance from peaks to all points 3 dB below = 9.5 mm

Ratio of SAR at M2 to SAR at M1 = 48.7%

Maximum value of SAR (measured) = 6.67 W/kg



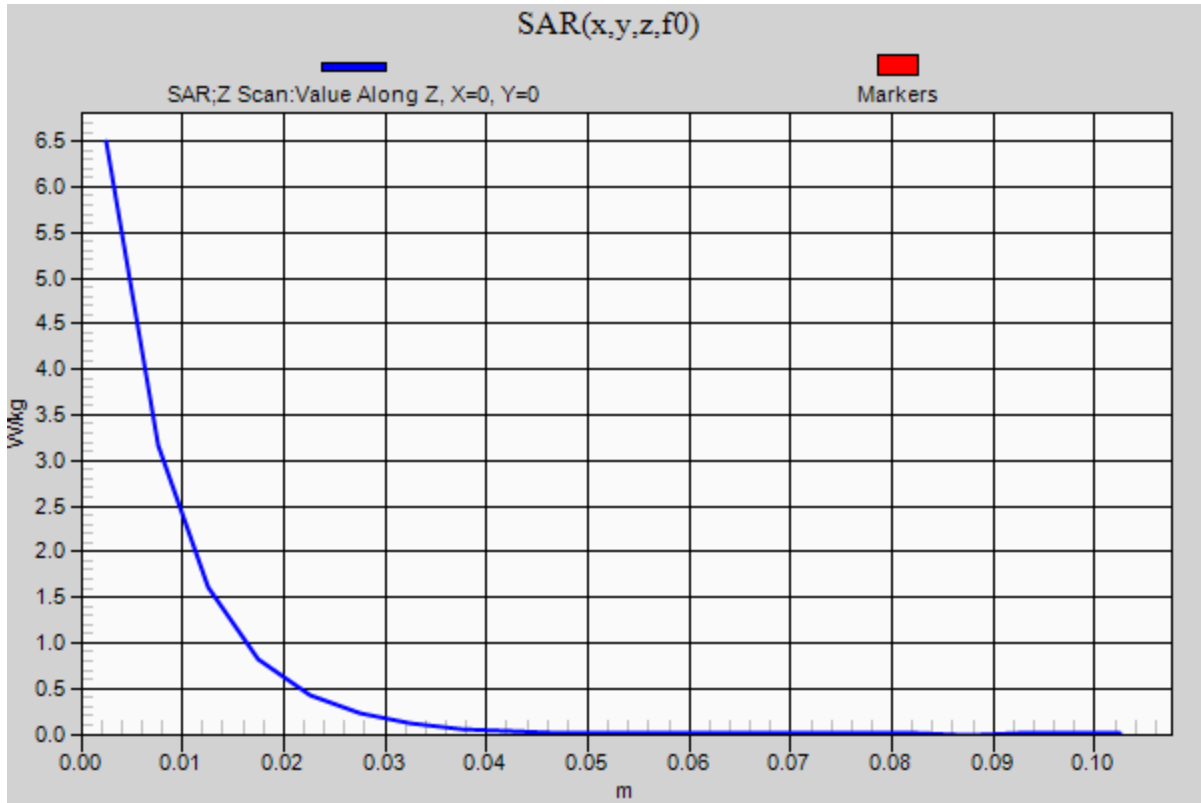
0 dB = 6.67 W/kg = 8.24 dBW/kg

20210606_SystemPerformanceCheck-D2600V2 SN 1006

Frequency: 2600 MHz; Duty Cycle: 1:1

Head/Pin=100 mW/Z Scan (1x1x21): Measurement grid: dx=20mm, dy=20mm, dz=5mm

Maximum value of SAR (measured) = 6.50 W/kg



20210531_SystemPerformanceCheck-D3500V2 SN 1011

Frequency: 3500 MHz; Duty Cycle: 1:1; Room Ambient Temperature: 24.0°C; Liquid Temperature: 23.0°C

Medium parameters used: $f = 3500$ MHz; $\sigma = 2.914$ S/m; $\epsilon_r = 39.242$; $\rho = 1000$ kg/m³

DASY5 Configuration:

- Area Scan Setting: Find Secondary Maximum Within: 2.0 dB and with a peak SAR value greater than 0.0012W/kg
- Electronics: DAE4 Sn1259; Calibrated: 7/16/2020
- Probe: EX3DV4 - SN3990; ConvF(7.04, 7.04, 7.04) @ 3500 MHz; Calibrated: 2/5/2021
- Sensor-Surface: 2.5mm (Mechanical Surface Detection)
- Phantom: Twin-SAM V8.0 (20deg probe tilt); Type: QD 000 P41 Ax; Serial: xxxx

Head/Pin=100 mW/Area Scan (8x8x1): Measurement grid: dx=12mm, dy=12mm

Maximum value of SAR (measured) = 8.61 W/kg

Head/Pin=100 mW/Zoom Scan (8x8x8)/Cube 0: Measurement grid: dx=4.3mm, dy=4.3mm, dz=3mm

Reference Value = 55.73 V/m; Power Drift = 0.19 dB

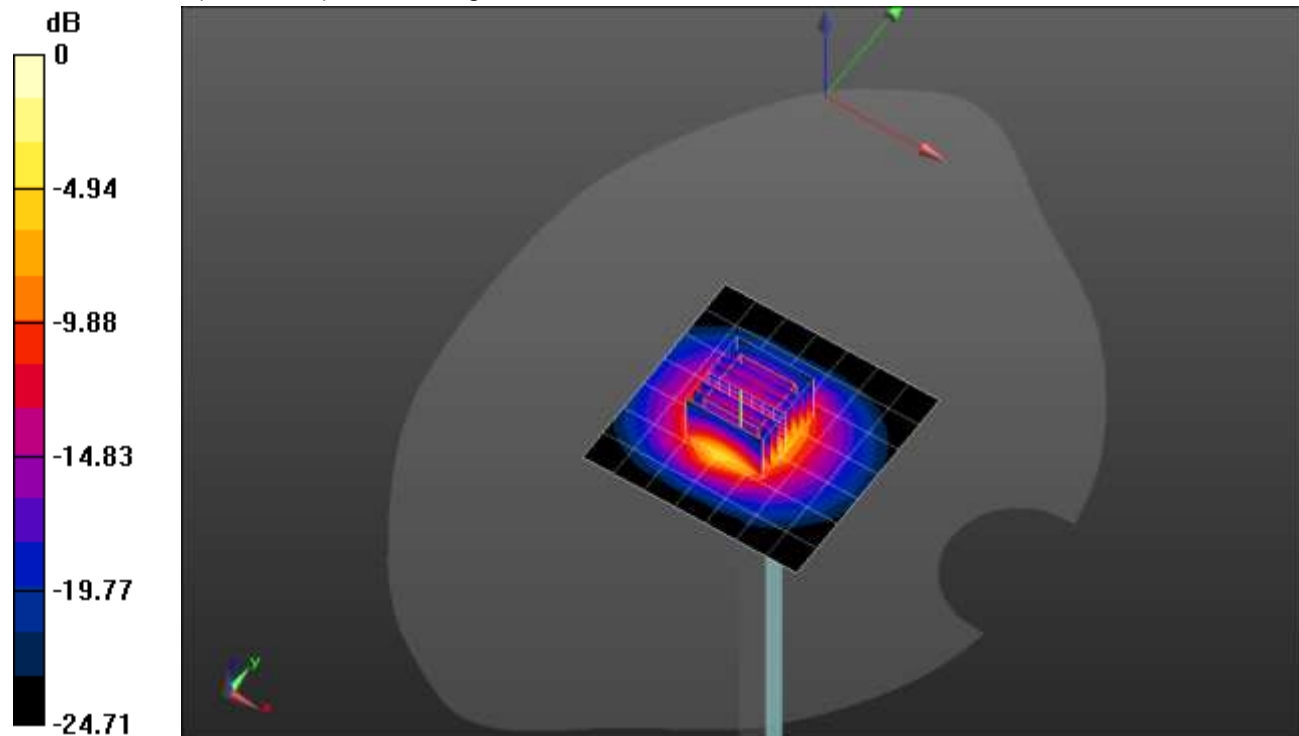
Peak SAR (extrapolated) = 16.1 W/kg

SAR(1 g) = 6.35 W/kg; SAR(10 g) = 2.44 W/kg

Smallest distance from peaks to all points 3 dB below = 8.8 mm

Ratio of SAR at M2 to SAR at M1 = 56.6%

Maximum value of SAR (measured) = 9.42 W/kg

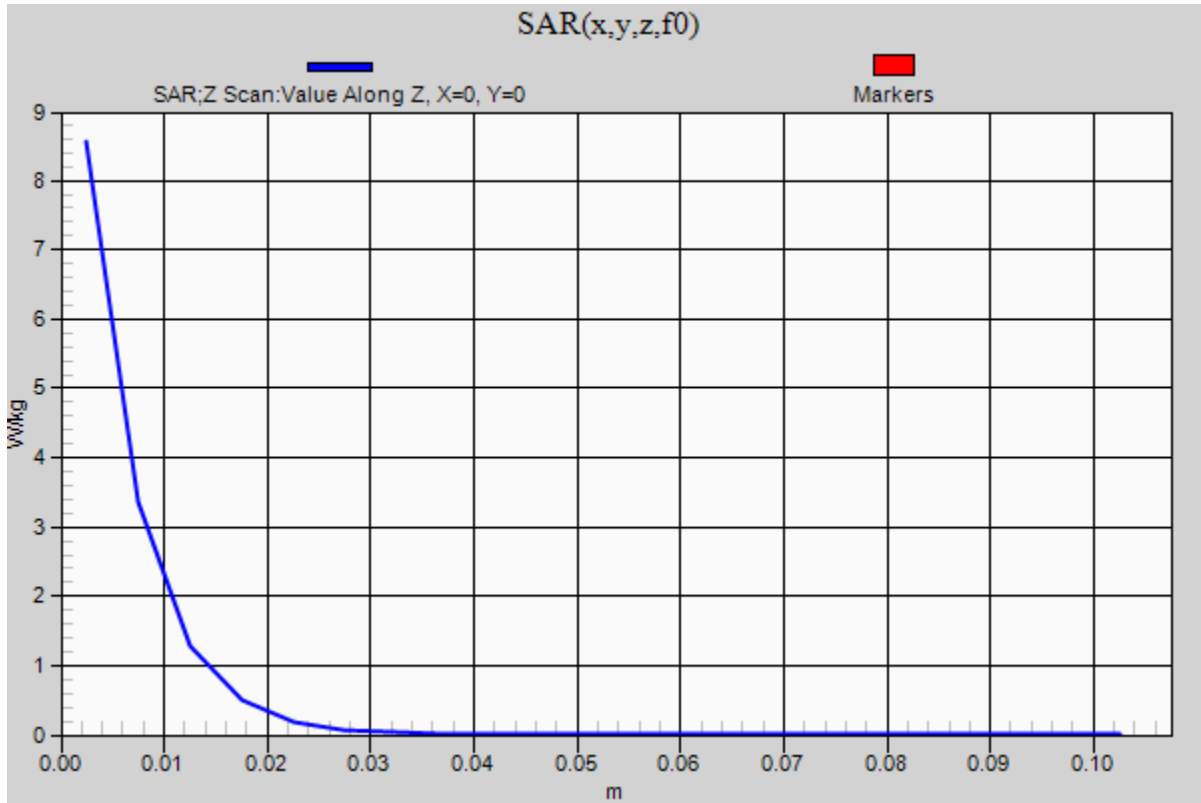


0 dB = 9.42 W/kg = 9.74 dBW/kg

20210531_SystemPerformanceCheck-D3500V2 SN 1011

Frequency: 3500 MHz; Duty Cycle: 1:1

Head/Pin=100 mW/Z Scan (1x1x21): Measurement grid: dx=20mm, dy=20mm, dz=5mm
Maximum value of SAR (measured) = 8.56 W/kg



20210609_SystemPerformanceCheck-D3900V2 SN 1052

Frequency: 3900 MHz; Duty Cycle: 1:1; Room Ambient Temperature: 24.0°C; Liquid Temperature: 23.0°C

Medium parameters used: $f = 3900$ MHz; $\sigma = 3.279$ S/m; $\epsilon_r = 38.608$; $\rho = 1000$ kg/m³

DASY5 Configuration:

- Area Scan Setting: Find Secondary Maximum Within: 2.0 dB and with a peak SAR value greater than 0.0012W/kg
- Electronics: DAE4 Sn1259; Calibrated: 7/16/2020
- Probe: EX3DV4 - SN3990; ConvF(6.9, 6.9, 6.9) @ 3900 MHz; Calibrated: 2/5/2021
- Sensor-Surface: 2.5mm (Mechanical Surface Detection)
- Phantom: Twin-SAM V8.0 (20deg probe tilt); Type: QD 000 P41 Ax; Serial: xxxx

Head/Pin=100 mW/Area Scan (8x8x1): Measurement grid: dx=12mm, dy=12mm

Maximum value of SAR (measured) = 8.16 W/kg

Head/Pin=100 mW/Zoom Scan (8x8x8)/Cube 0: Measurement grid: dx=4.3mm, dy=4.3mm, dz=3mm

Reference Value = 57.09 V/m; Power Drift = 0.19 dB

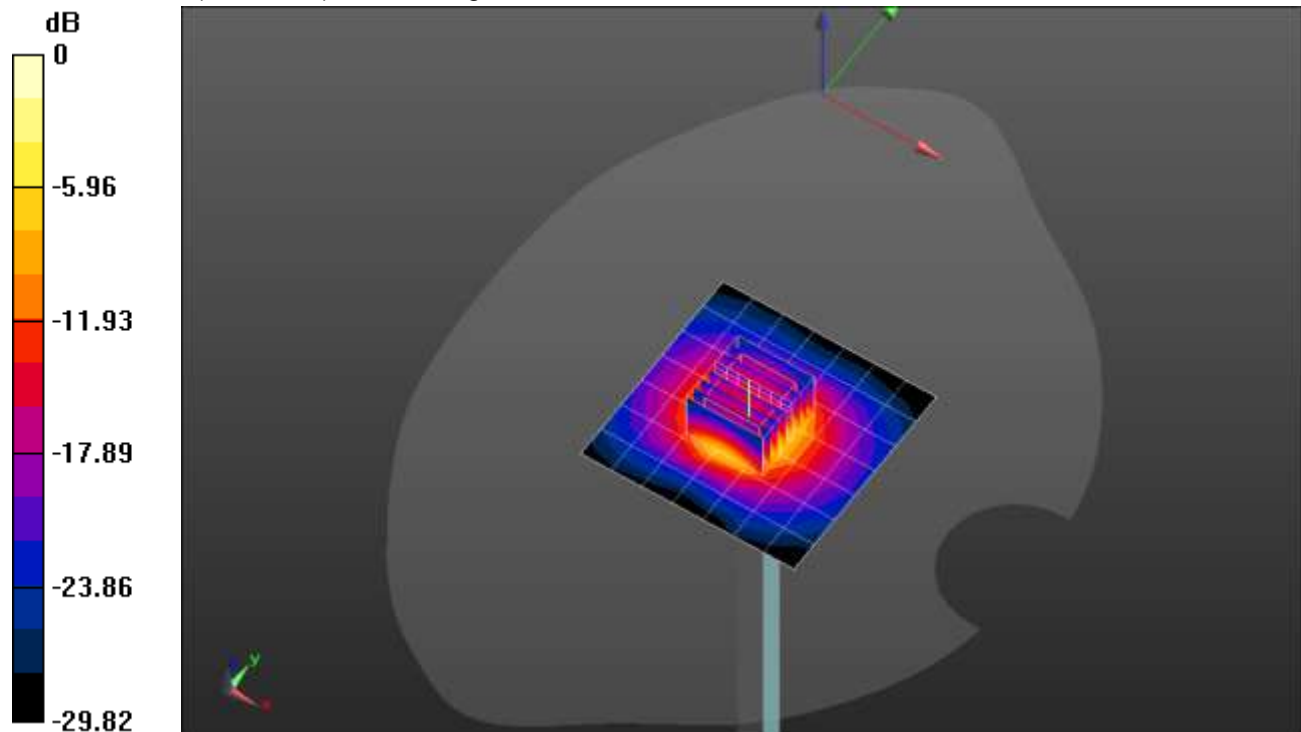
Peak SAR (extrapolated) = 18.1 W/kg

SAR(1 g) = 6.65 W/kg; SAR(10 g) = 2.34 W/kg

Smallest distance from peaks to all points 3 dB below = 8.5 mm

Ratio of SAR at M2 to SAR at M1 = 53.7%

Maximum value of SAR (measured) = 10.1 W/kg

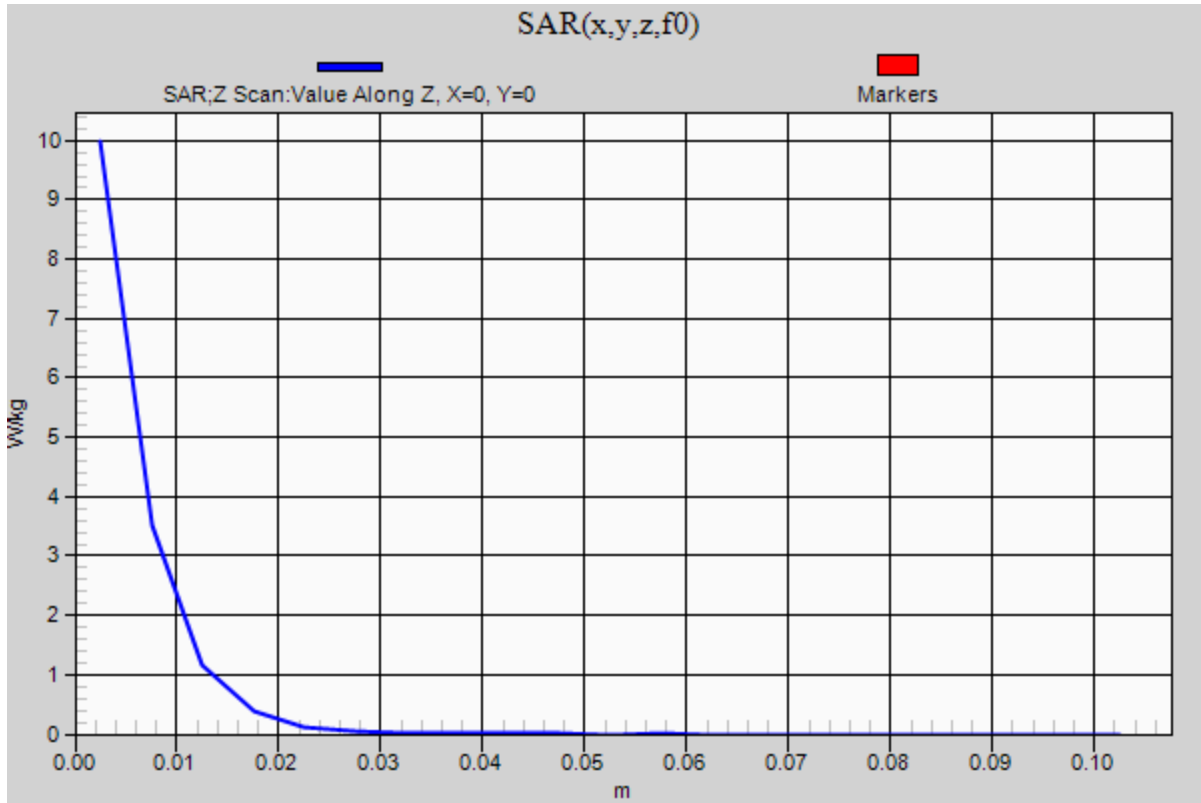


0 dB = 10.1 W/kg = 10.04 dBW/kg

20210609_SystemPerformanceCheck-D3900V2 SN 1052

Frequency: 3900 MHz; Duty Cycle: 1:1

Head/Pin=100 mW/Z Scan (1x1x21): Measurement grid: dx=20mm, dy=20mm, dz=5mm
Maximum value of SAR (measured) = 9.98 W/kg



20210620_SystemPerformanceCheck-D3700V2 SN 1039

Frequency: 3700 MHz; Duty Cycle: 1:1; Room Ambient Temperature: 24.0°C; Liquid Temperature: 23.0°C
 Medium parameters used: $f = 3700$ MHz; $\sigma = 3.155$ S/m; $\epsilon_r = 38.505$; $\rho = 1000$ kg/m³

DASY5 Configuration:

- Area Scan Setting: Find Secondary Maximum Within: 2.0 dB and with a peak SAR value greater than 0.0012W/kg
- Electronics: DAE4 Sn1259; Calibrated: 7/16/2020
- Probe: EX3DV4 - SN3990; ConvF(7, 7, 7) @ 3700 MHz; Calibrated: 2/5/2021
- Sensor-Surface: 2.5mm (Mechanical Surface Detection)
- Phantom: Twin-SAM V8.0 (20deg probe tilt); Type: QD 000 P41 Ax; Serial: xxxx

Head/Pin=100 mW/Area Scan (8x8x1): Measurement grid: dx=12mm, dy=12mm

Maximum value of SAR (measured) = 6.70 W/kg

Head/Pin=100 mW/Zoom Scan (8x8x8)/Cube 0: Measurement grid: dx=4.3mm, dy=4.3mm, dz=3mm

Reference Value = 54.25 V/m; Power Drift = 0.19 dB

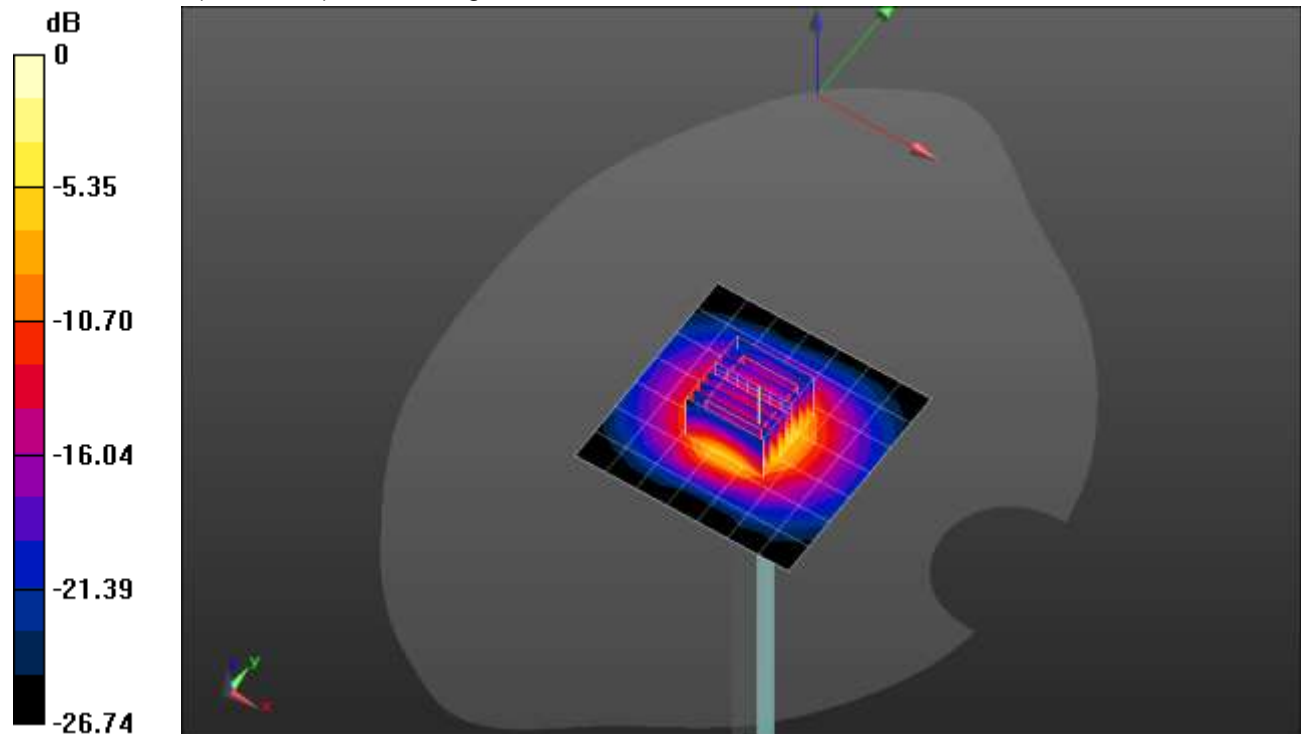
Peak SAR (extrapolated) = 17.0 W/kg

SAR(1 g) = 6.38 W/kg; SAR(10 g) = 2.4 W/kg

Smallest distance from peaks to all points 3 dB below = 8.8 mm

Ratio of SAR at M2 to SAR at M1 = 54.4%

Maximum value of SAR (measured) = 9.71 W/kg

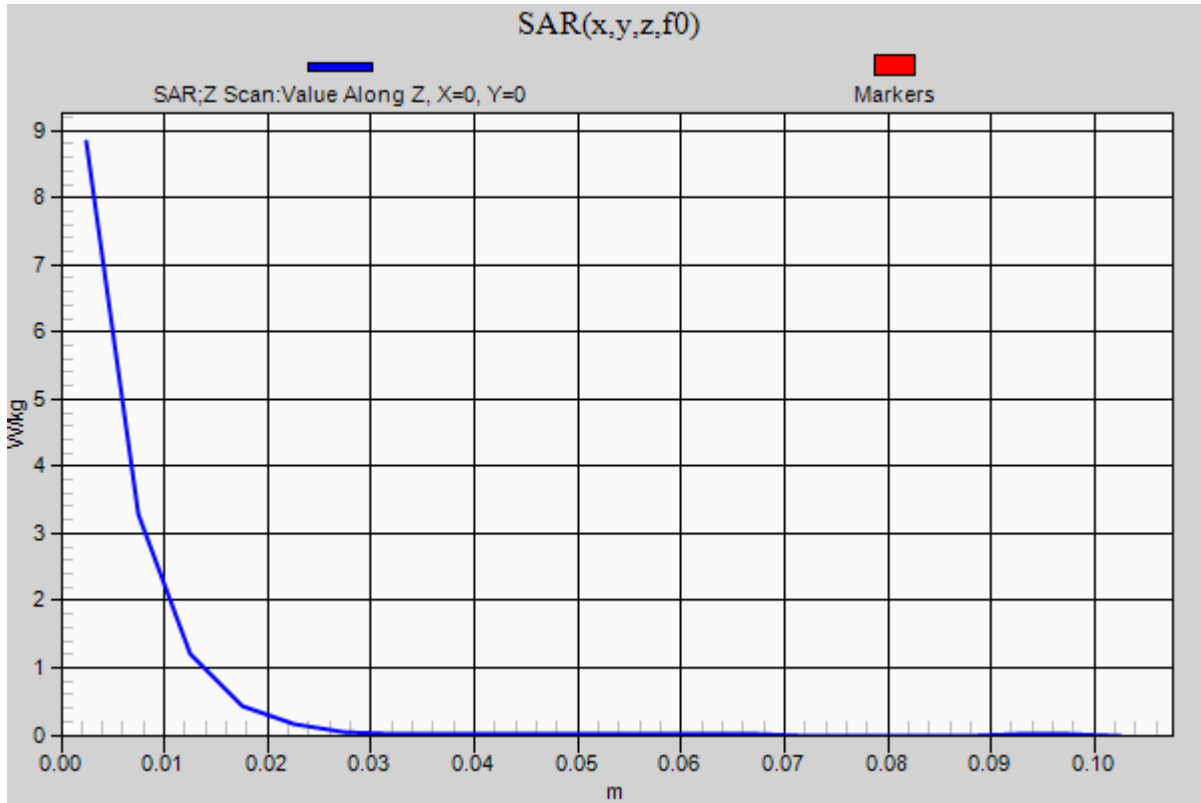


0 dB = 9.71 W/kg = 9.87 dBW/kg

20210620_SystemPerformanceCheck-D3700V2 SN 1039

Frequency: 3700 MHz; Duty Cycle: 1:1

Head/Pin=100 mW/Z Scan (1x1x21): Measurement grid: dx=20mm, dy=20mm, dz=5mm
Maximum value of SAR (measured) = 8.83 W/kg



20210622_SystemPerformanceCheck-D3500V2 SN 1060

Frequency: 3500 MHz; Duty Cycle: 1:1; Room Ambient Temperature: 24.0°C; Liquid Temperature: 23.0°C

Medium parameters used: $f = 3500$ MHz; $\sigma = 2.906$ S/m; $\epsilon_r = 38.453$; $\rho = 1000$ kg/m³

DASY5 Configuration:

- Area Scan Setting: Find Secondary Maximum Within: 2.0 dB and with a peak SAR value greater than 0.0012W/kg
- Electronics: DAE4 Sn1259; Calibrated: 7/16/2020
- Probe: EX3DV4 - SN3990; ConvF(7.04, 7.04, 7.04) @ 3500 MHz; Calibrated: 2/5/2021
- Sensor-Surface: 2.5mm (Mechanical Surface Detection)
- Phantom: Twin-SAM V8.0 (20deg probe tilt); Type: QD 000 P41 Ax; Serial: xxxx

Head/Pin=100 mW/Area Scan (8x8x1): Measurement grid: dx=12mm, dy=12mm

Maximum value of SAR (measured) = 8.04 W/kg

Head/Pin=100 mW/Zoom Scan (8x8x8)/Cube 0: Measurement grid: dx=4.3mm, dy=4.3mm, dz=3mm

Reference Value = 59.10 V/m; Power Drift = 0.16 dB

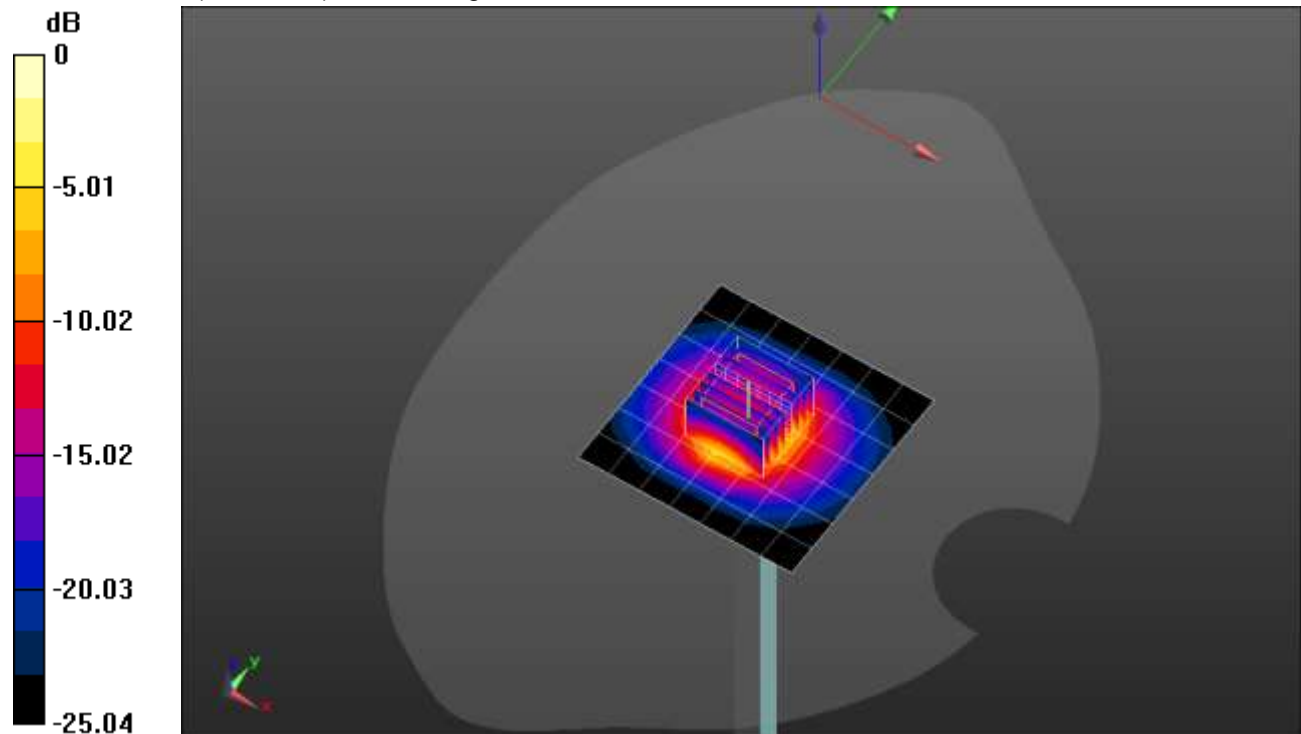
Peak SAR (extrapolated) = 17.0 W/kg

SAR(1 g) = 6.71 W/kg; SAR(10 g) = 2.57 W/kg

Smallest distance from peaks to all points 3 dB below = 8.6 mm

Ratio of SAR at M2 to SAR at M1 = 56.7%

Maximum value of SAR (measured) = 10.1 W/kg



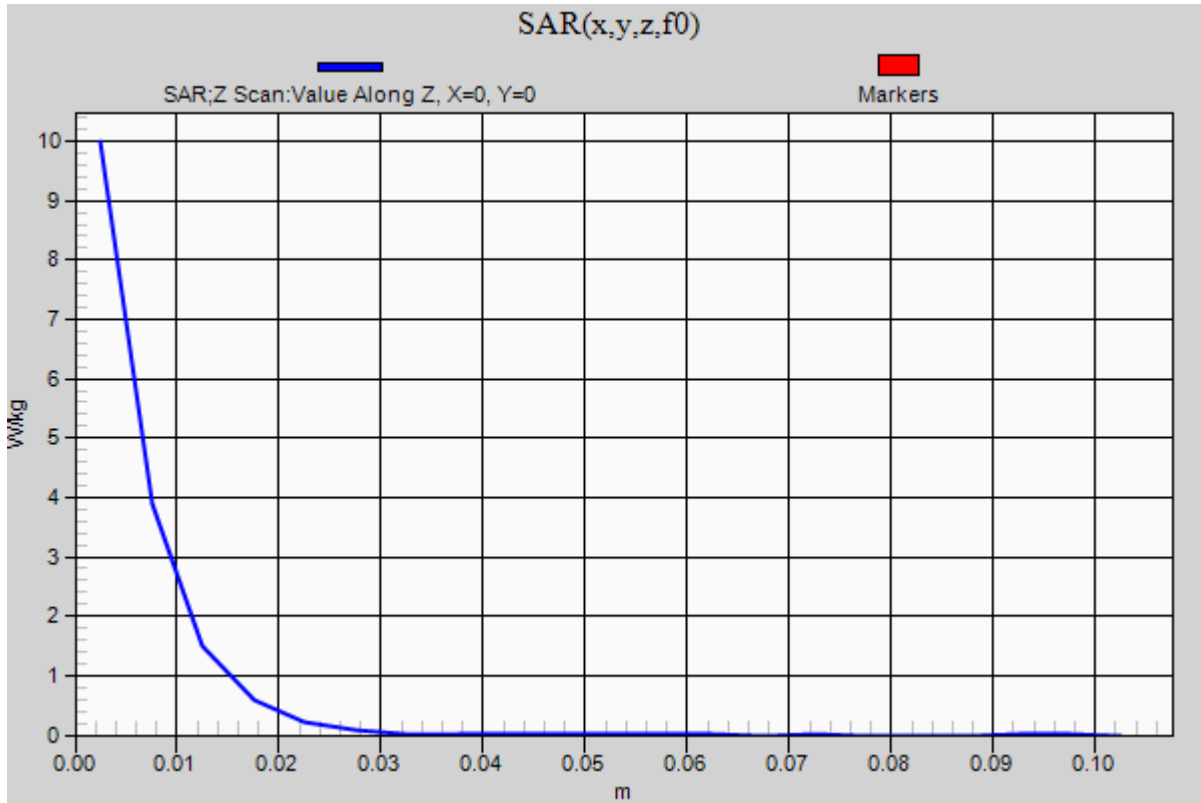
0 dB = 10.1 W/kg = 10.04 dBW/kg

20210622_SystemPerformanceCheck-D3500V2 SN 1060

Frequency: 3500 MHz; Duty Cycle: 1:1

Head/Pin=100 mW/Z Scan (1x1x21): Measurement grid: dx=20mm, dy=20mm, dz=5mm

Maximum value of SAR (measured) = 9.99 W/kg



20210527_SystemPerformanceCheck-D2600V2 SN 1006

Frequency: 2600 MHz; Duty Cycle: 1:1; Room Ambient Temperature: 24.0°C; Liquid Temperature: 23.0°C

Medium parameters used: $f = 2600$ MHz; $\sigma = 1.93$ S/m; $\epsilon_r = 37.389$; $\rho = 1000$ kg/m³

DASY5 Configuration:

- Area Scan Setting: Find Secondary Maximum Within: 2.0 dB and with a peak SAR value greater than 0.0012W/kg
- Electronics: DAE4 Sn1472; Calibrated: 1/28/2021
- Probe: EX3DV4 - SN7587; ConvF(7.33, 7.33, 7.33) @ 2600 MHz; Calibrated: 4/27/2021
- Sensor-Surface: 2.5mm (Mechanical Surface Detection)
- Phantom: SAM with CRP; Type: SAM;

Head/Pin=100 mW/Area Scan (8x8x1): Measurement grid: dx=12mm, dy=12mm

Maximum value of SAR (measured) = 6.75 W/kg

Head/Pin=100 mW/Zoom Scan (7x7x7)/Cube 0: Measurement grid: dx=5mm, dy=5mm, dz=5mm

Reference Value = 63.67 V/m; Power Drift = 0.03 dB

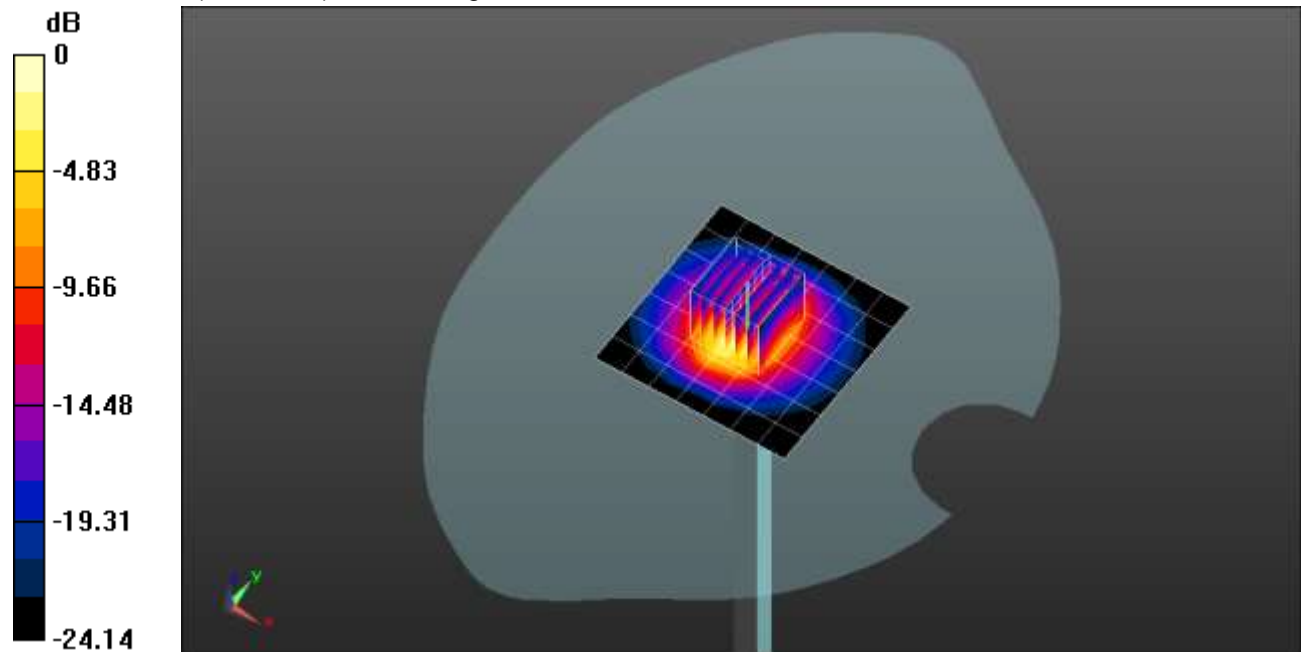
Peak SAR (extrapolated) = 12.0 W/kg

SAR(1 g) = 5.58 W/kg; SAR(10 g) = 2.49 W/kg

Smallest distance from peaks to all points 3 dB below = 9 mm

Ratio of SAR at M2 to SAR at M1 = 46.8%

Maximum value of SAR (measured) = 8.07 W/kg



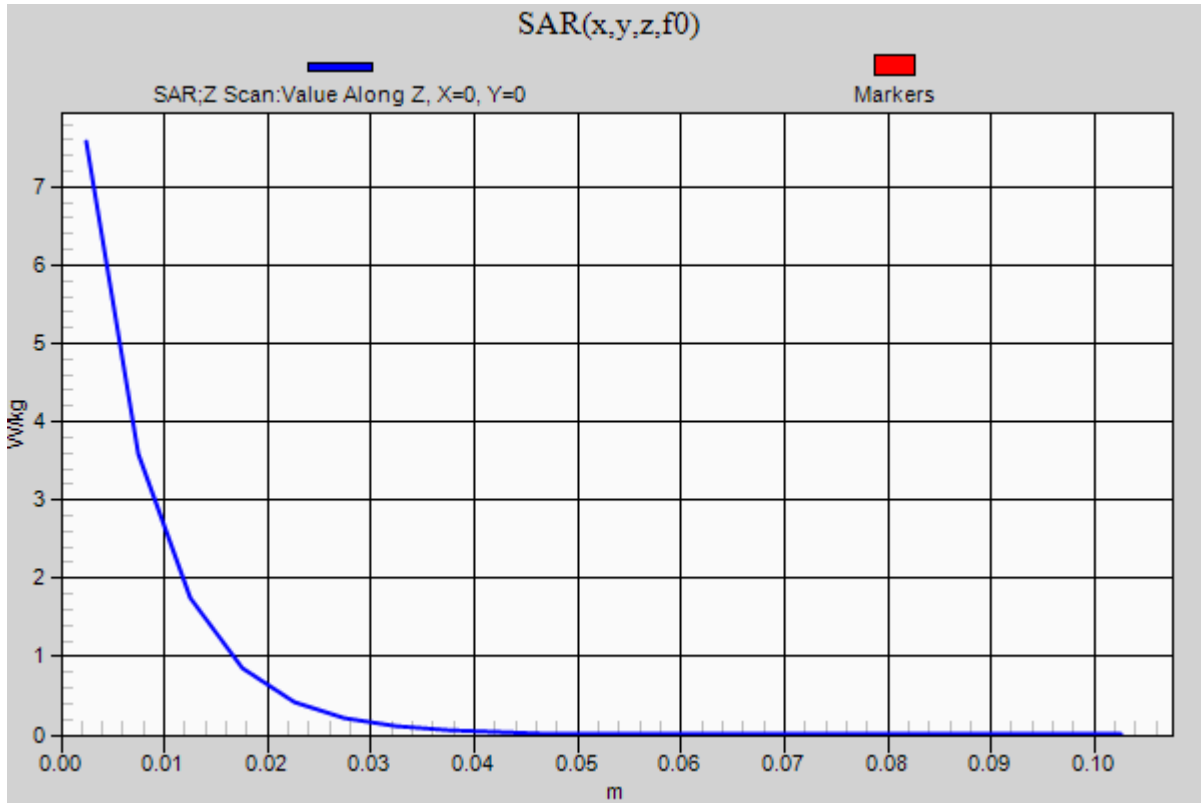
0 dB = 8.07 W/kg = 9.07 dBW/kg

20210527_SystemPerformanceCheck-D2600V2 SN 1006

Frequency: 2600 MHz; Duty Cycle: 1:1

Head/Pin=100 mW/Z Scan (1x1x21): Measurement grid: dx=20mm, dy=20mm, dz=5mm

Maximum value of SAR (measured) = 7.58 W/kg



20210612_SystemPerformanceCheck-D3500V2 SN 1060

Frequency: 3500 MHz; Duty Cycle: 1:1; Room Ambient Temperature: 24.0°C; Liquid Temperature: 23.0°C

Medium parameters used: $f = 3500$ MHz; $\sigma = 2.87$ S/m; $\epsilon_r = 37.801$; $\rho = 1000$ kg/m³

DASY5 Configuration:

- Area Scan Setting: Find Secondary Maximum Within: 2.0 dB and with a peak SAR value greater than 0.0012W/kg
- Electronics: DAE4 Sn1472; Calibrated: 1/28/2021
- Probe: EX3DV4 - SN7587; ConvF(6.99, 6.99, 6.99) @ 3500 MHz; Calibrated: 4/27/2021
- Sensor-Surface: 2.5mm (Mechanical Surface Detection)
- Phantom: Twin-SAM V5.0 (30deg probe tilt); Type: QD 000 P40 CD; Serial: 1629

Head/Pin=100 mW/Area Scan (8x8x1): Measurement grid: dx=12mm, dy=12mm

Maximum value of SAR (measured) = 5.50 W/kg

Head/Pin=100 mW/Zoom Scan (8x8x8)/Cube 0: Measurement grid: dx=4.3mm, dy=4.3mm, dz=3mm

Reference Value = 56.24 V/m; Power Drift = 0.00 dB

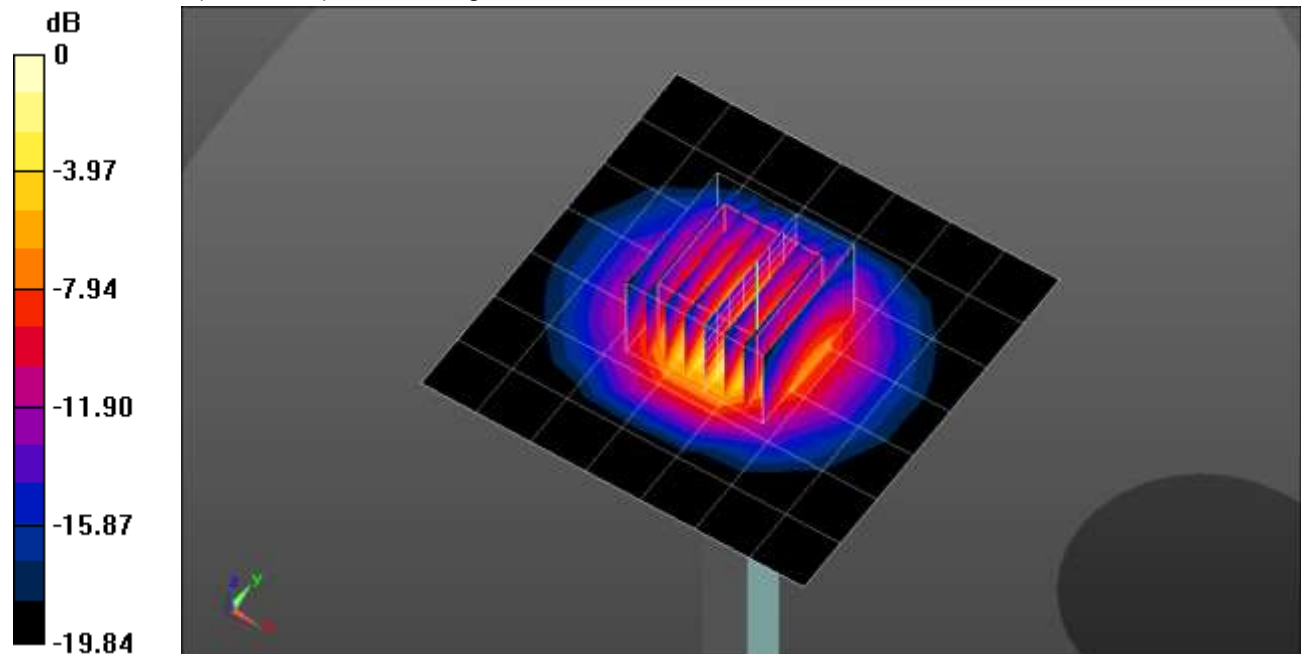
Peak SAR (extrapolated) = 12.7 W/kg

SAR(1 g) = 5.87 W/kg; SAR(10 g) = 2.47 W/kg

Smallest distance from peaks to all points 3 dB below = 9.5 mm

Ratio of SAR at M2 to SAR at M1 = 64%

Maximum value of SAR (measured) = 8.34 W/kg



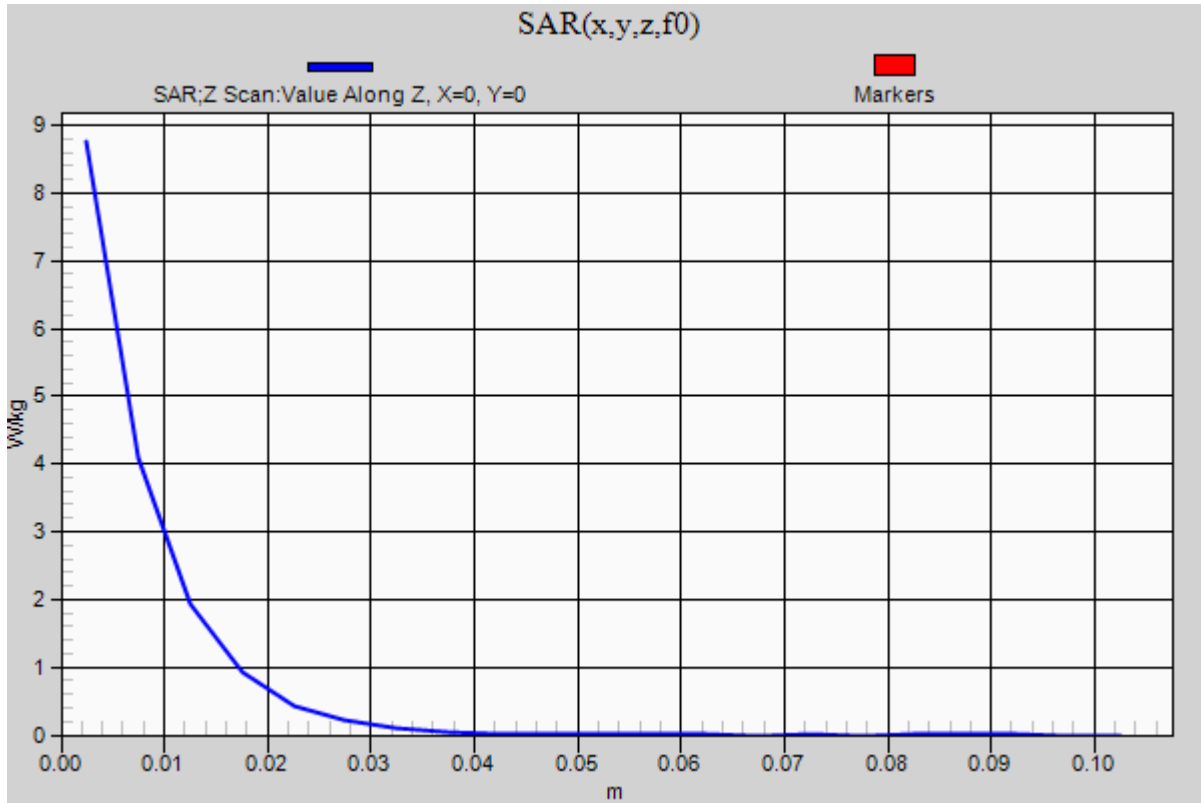
0 dB = 8.34 W/kg = 9.21 dBW/kg

20210612_SystemPerformanceCheck-D3500V2 SN 1060

Frequency: 3500 MHz; Duty Cycle: 1:1

Head/Pin=100 mW/Z Scan (1x1x21): Measurement grid: dx=20mm, dy=20mm, dz=5mm

Maximum value of SAR (measured) = 8.76 W/kg



20210603_SystemPerformanceCheck-D3500V2 SN 1011

Frequency: 3500 MHz; Duty Cycle: 1:1; Room Ambient Temperature: 24.0°C; Liquid Temperature: 23.0°C

Medium parameters used: $f = 3500$ MHz; $\sigma = 3.023$ S/m; $\epsilon_r = 36.269$; $\rho = 1000$ kg/m³

DASY5 Configuration:

- Area Scan Setting: Find Secondary Maximum Within: 2.0 dB and with a peak SAR value greater than 0.0012W/kg
- Electronics: DAE4 Sn1248; Calibrated: 2/19/2021
- Probe: EX3DV4 - SN7582; ConvF(7.4, 7.4, 7.4) @ 3500 MHz; Calibrated: 3/1/2021
- Sensor-Surface: 2.5mm (Mechanical Surface Detection (Locations From Previous Scan Used)), Sensor-Surface: 2.5mm (Mechanical Surface Detection)
- Phantom: Twin-SAM V8.0 (30deg probe tilt); Type: QD 000 P41 Ax; Serial: xxxx

Head/Pin=100 mW/Area Scan (8x8x1): Measurement grid: dx=12mm, dy=12mm

Maximum value of SAR (measured) = 7.40 W/kg

Head/Pin=100 mW/Zoom Scan (8x8x8)/Cube 0: Measurement grid: dx=4.3mm, dy=4.3mm, dz=3mm

Reference Value = 57.59 V/m; Power Drift = -0.02 dB

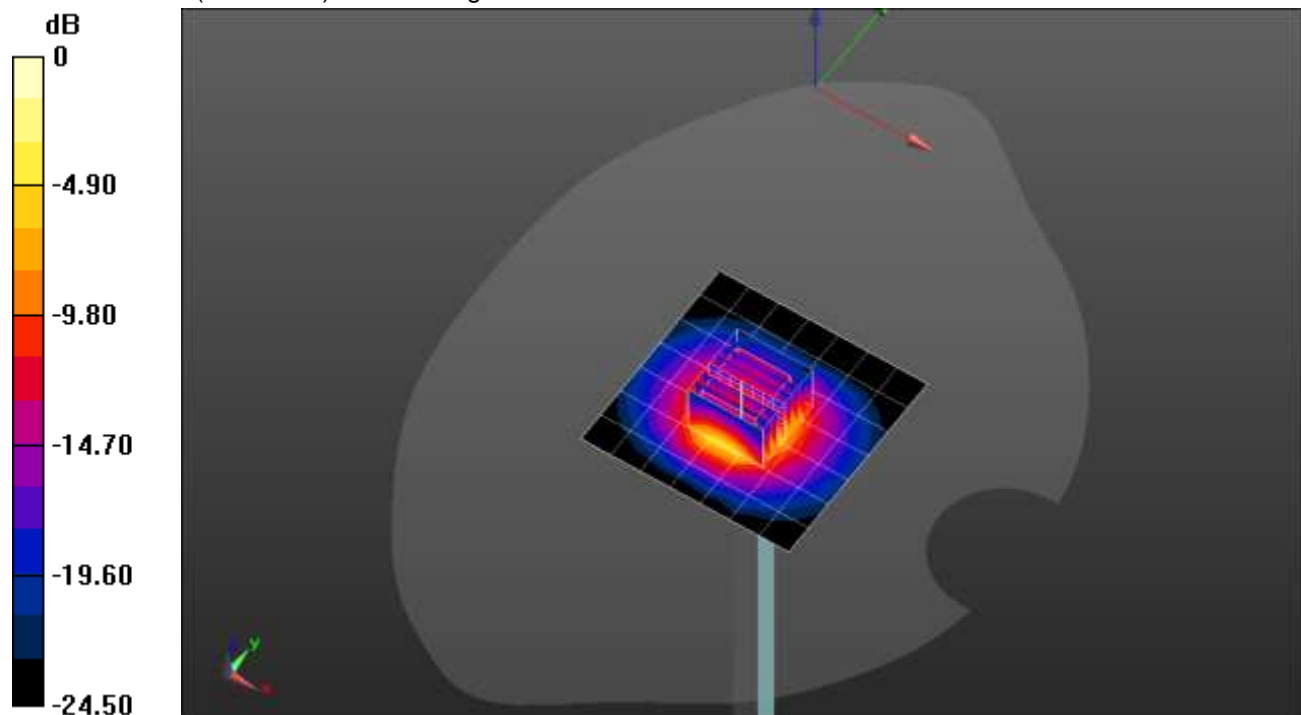
Peak SAR (extrapolated) = 16.6 W/kg

SAR(1 g) = 6.54 W/kg; SAR(10 g) = 2.56 W/kg

Smallest distance from peaks to all points 3 dB below = 8.6 mm

Ratio of SAR at M2 to SAR at M1 = 56.6%

Maximum value of SAR (measured) = 9.93 W/kg



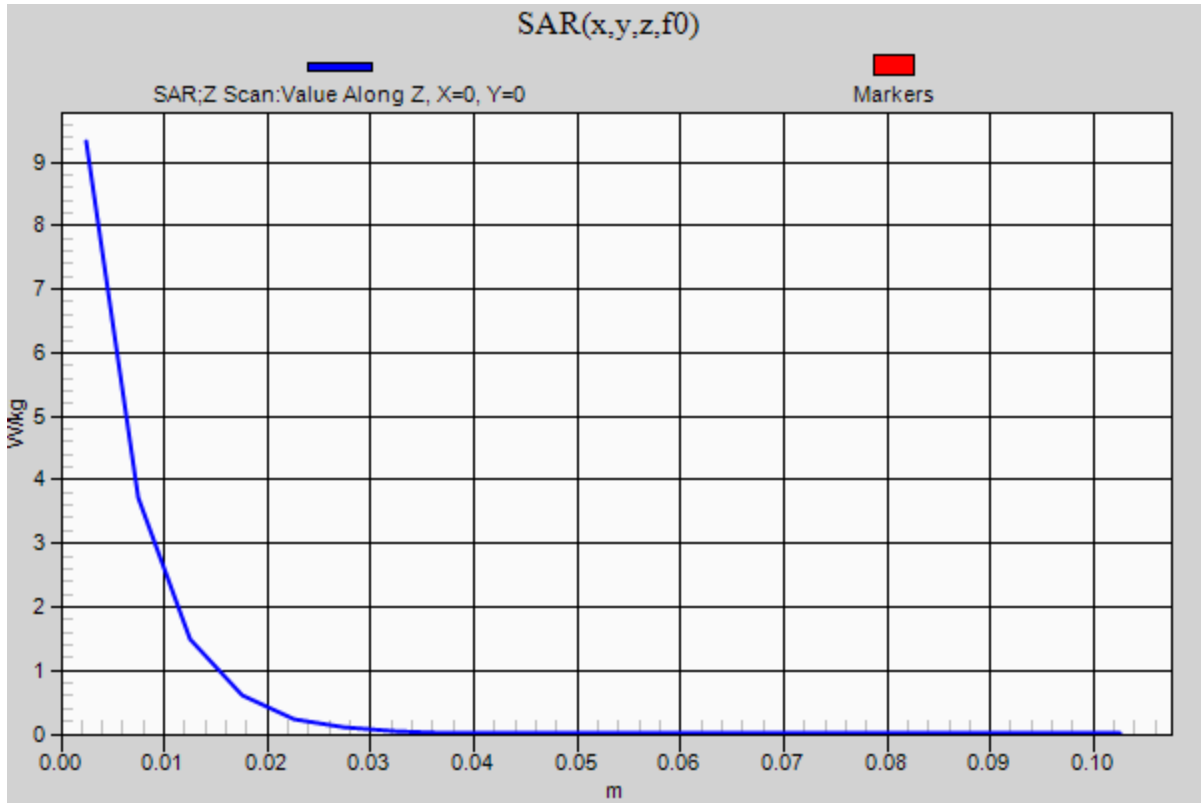
0 dB = 9.93 W/kg = 9.97 dBW/kg

20210603_SystemPerformanceCheck-D3500V2 SN 1011

Frequency: 3500 MHz; Duty Cycle: 1:1

Head/Pin=100 mW/Z Scan (1x1x21): Measurement grid: dx=20mm, dy=20mm, dz=5mm

Maximum value of SAR (measured) = 9.32 W/kg



20210615_SystemPerformanceCheck-D3700V2 SN 1039

Frequency: 3700 MHz; Duty Cycle: 1:1; Room Ambient Temperature: 24.0°C; Liquid Temperature: 23.0°C

Medium parameters used: $f = 3700$ MHz; $\sigma = 3.056$ S/m; $\epsilon_r = 37.45$; $\rho = 1000$ kg/m³

DASY5 Configuration:

- Area Scan Setting: Find Secondary Maximum Within: 2.0 dB and with a peak SAR value greater than 0.0012W/kg
- Electronics: DAE4 Sn1248; Calibrated: 2/19/2021
- Probe: EX3DV4 - SN7582; ConvF(7.3, 7.3, 7.3) @ 3700 MHz; Calibrated: 3/1/2021
- Sensor-Surface: 2.5mm (Mechanical Surface Detection)
- Phantom: Twin-SAM V8.0 (20deg probe tilt); Type: QD 000 P41 Ax; Serial: xxxx

Head/Pin=100 mW/Area Scan (8x8x1): Measurement grid: dx=12mm, dy=12mm

Maximum value of SAR (measured) = 6.67 W/kg

Head/Pin=100 mW/Zoom Scan (8x8x8)/Cube 0: Measurement grid: dx=4.3mm, dy=4.3mm, dz=3mm

Reference Value = 56.83 V/m; Power Drift = 0.07 dB

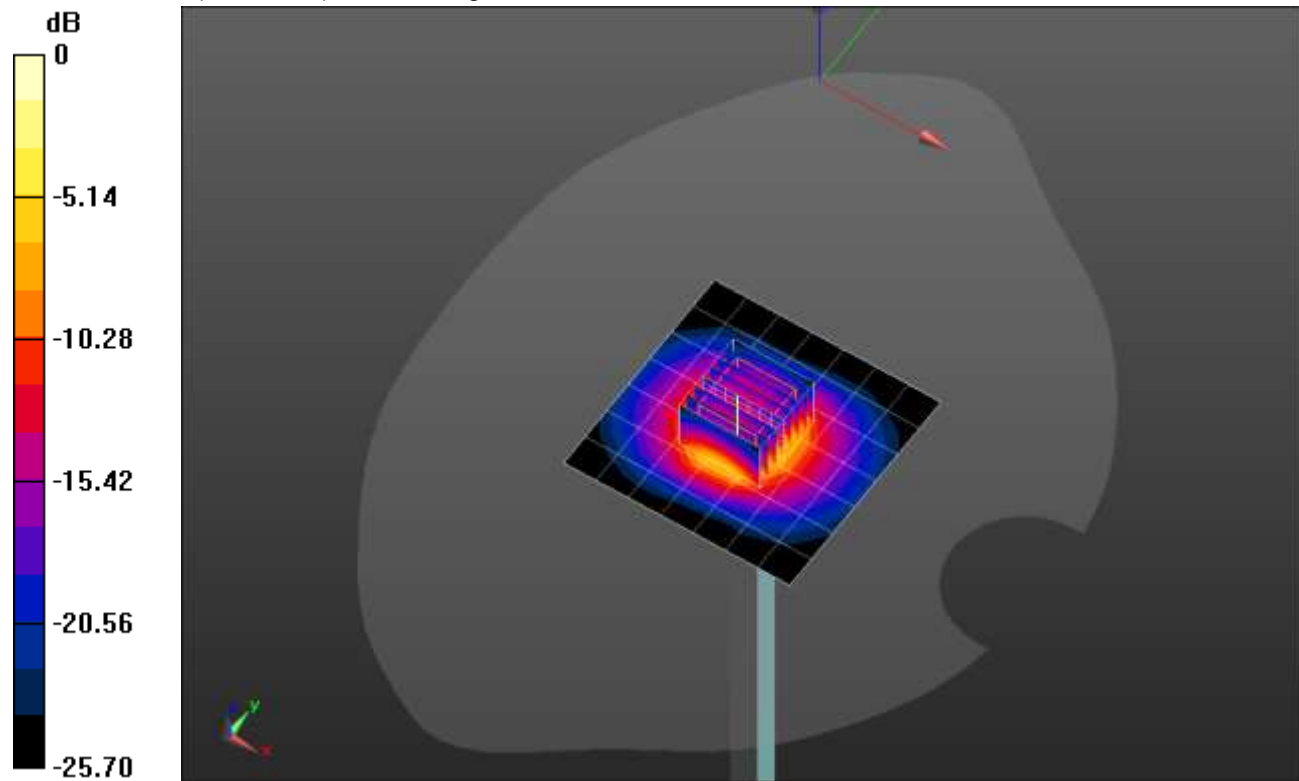
Peak SAR (extrapolated) = 16.3 W/kg

SAR(1 g) = 6.08 W/kg; SAR(10 g) = 2.28 W/kg

Smallest distance from peaks to all points 3 dB below = 8.6 mm

Ratio of SAR at M2 to SAR at M1 = 54.5%

Maximum value of SAR (measured) = 9.02 W/kg

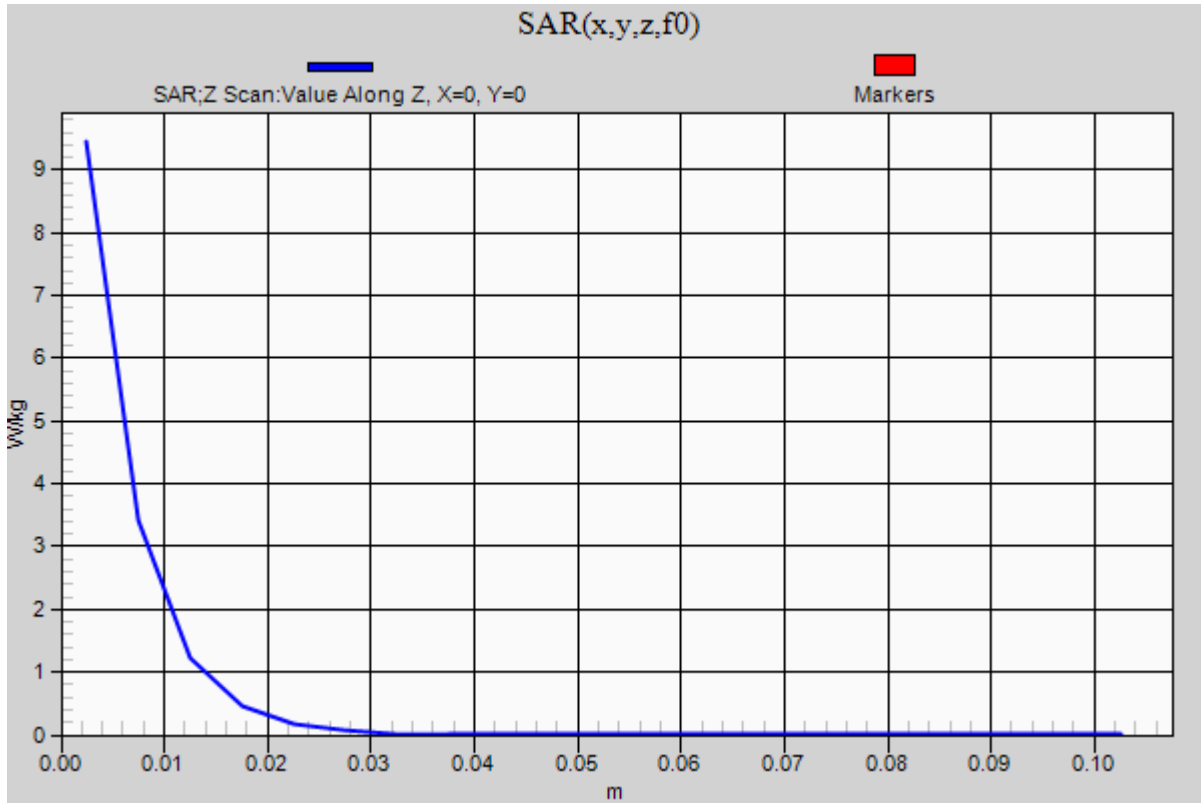


0 dB = 9.02 W/kg = 9.55 dBW/kg

20210615_SystemPerformanceCheck-D3700V2 SN 1039

Frequency: 3700 MHz; Duty Cycle: 1:1

Head/Pin=100 mW/Z Scan (1x1x21): Measurement grid: dx=20mm, dy=20mm, dz=5mm
Maximum value of SAR (measured) = 9.45 W/kg



20210623_SystemPerformanceCheck-D3500V2 SN 1060

Frequency: 3500 MHz; Duty Cycle: 1:1; Room Ambient Temperature: 24.0°C; Liquid Temperature: 23.0°C

Medium parameters used: $f = 3500$ MHz; $\sigma = 2.788$ S/m; $\epsilon_r = 39.464$; $\rho = 1000$ kg/m³

DASY5 Configuration:

- Area Scan Setting: Find Secondary Maximum Within: 2.0 dB and with a peak SAR value greater than 0.0012W/kg
- Electronics: DAE4 Sn1248; Calibrated: 2/19/2021
- Probe: EX3DV4 - SN7582; ConvF(7.4, 7.4, 7.4) @ 3500 MHz; Calibrated: 3/1/2021
- Sensor-Surface: 2.5mm (Mechanical Surface Detection)
- Phantom: Twin-SAM V8.0 (20deg probe tilt); Type: QD 000 P41 Ax; Serial: xxxx

Head/Pin=100 mW/Area Scan (8x8x1): Measurement grid: dx=12mm, dy=12mm

Maximum value of SAR (measured) = 6.88 W/kg

Head/Pin=100 mW/Zoom Scan (8x8x8)/Cube 0: Measurement grid: dx=4.3mm, dy=4.3mm, dz=3mm

Reference Value = 54.68 V/m; Power Drift = 0.16 dB

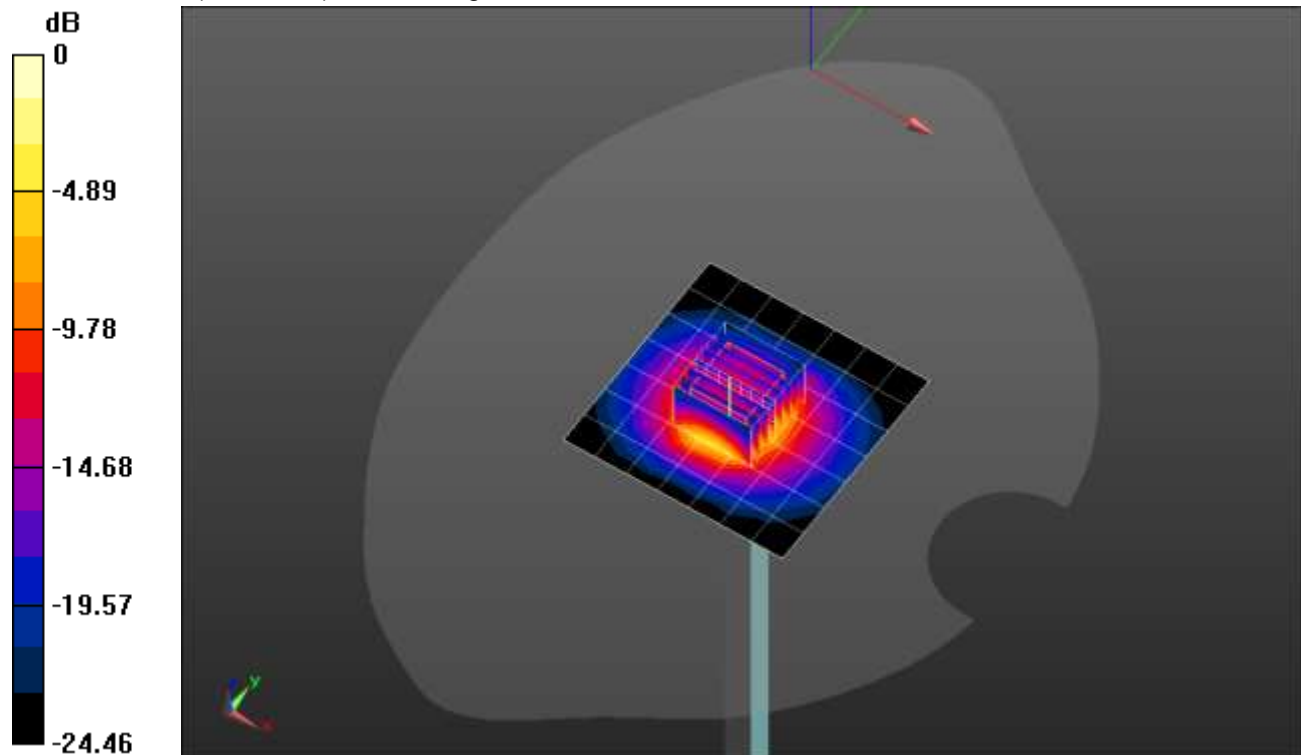
Peak SAR (extrapolated) = 14.2 W/kg

SAR(1 g) = 5.63 W/kg; SAR(10 g) = 2.18 W/kg

Smallest distance from peaks to all points 3 dB below = 8.8 mm

Ratio of SAR at M2 to SAR at M1 = 56.7%

Maximum value of SAR (measured) = 8.39 W/kg



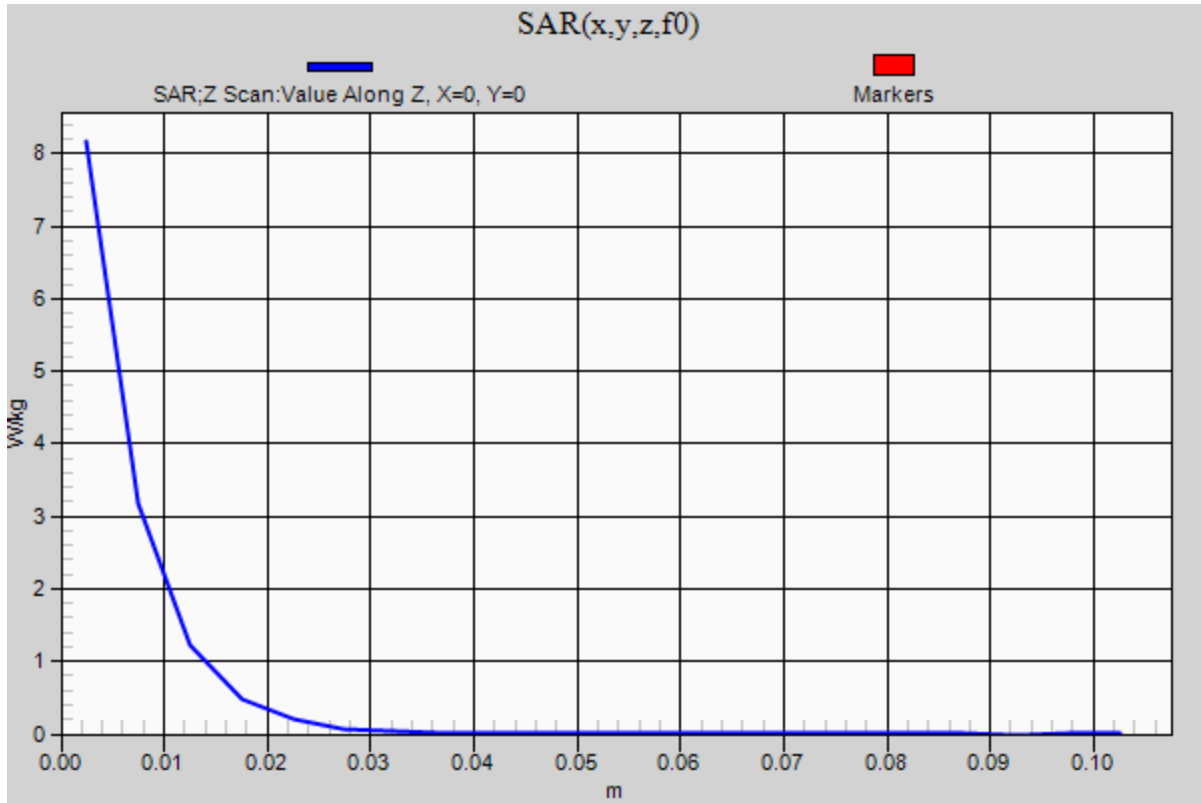
0 dB = 8.39 W/kg = 9.24 dBW/kg

20210623_SystemPerformanceCheck-D3500V2 SN 1060

Frequency: 3500 MHz; Duty Cycle: 1:1

Head/Pin=100 mW/Z Scan (1x1x21): Measurement grid: dx=20mm, dy=20mm, dz=5mm

Maximum value of SAR (measured) = 8.17 W/kg



20210705_SystemPerformanceCheck-D3900V2 SN 1052

Frequency: 3900 MHz; Duty Cycle: 1:1; Room Ambient Temperature: 24.0°C; Liquid Temperature: 23.0°C

Medium parameters used: $f = 3900$ MHz; $\sigma = 3.317$ S/m; $\epsilon_r = 37.639$; $\rho = 1000$ kg/m³

DASY5 Configuration:

- Area Scan Setting: Find Secondary Maximum Within: 2.0 dB and with a peak SAR value greater than 0.0012W/kg
- Electronics: DAE4 Sn1248; Calibrated: 2/19/2021
- Probe: EX3DV4 - SN7582; ConvF(7.01, 7.01, 7.01) @ 3900 MHz; Calibrated: 3/1/2021
- Sensor-Surface: 2.5mm (Mechanical Surface Detection)
- Phantom: Twin-SAM V8.0 (20deg probe tilt); Type: QD 000 P41 Ax; Serial: xxxx

Head/Pin=100 mW/Area Scan (8x8x1): Measurement grid: dx=12mm, dy=12mm

Maximum value of SAR (measured) = 7.28 W/kg

Head/Pin=100 mW/Zoom Scan (8x8x8)/Cube 0: Measurement grid: dx=4.3mm, dy=4.3mm, dz=3mm

Reference Value = 58.42 V/m; Power Drift = 0.02 dB

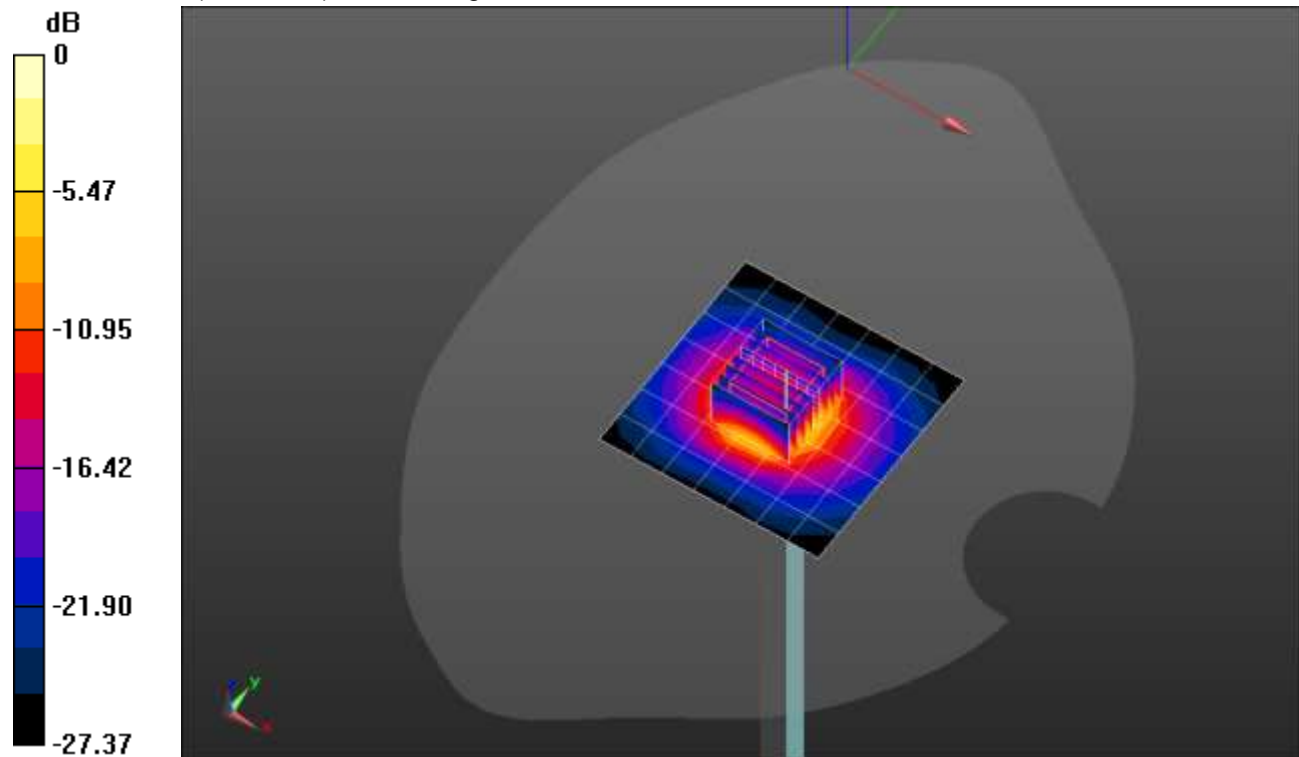
Peak SAR (extrapolated) = 16.8 W/kg

SAR(1 g) = 6.61 W/kg; SAR(10 g) = 2.37 W/kg

Smallest distance from peaks to all points 3 dB below = 8.2 mm

Ratio of SAR at M2 to SAR at M1 = 55.8%

Maximum value of SAR (measured) = 9.90 W/kg



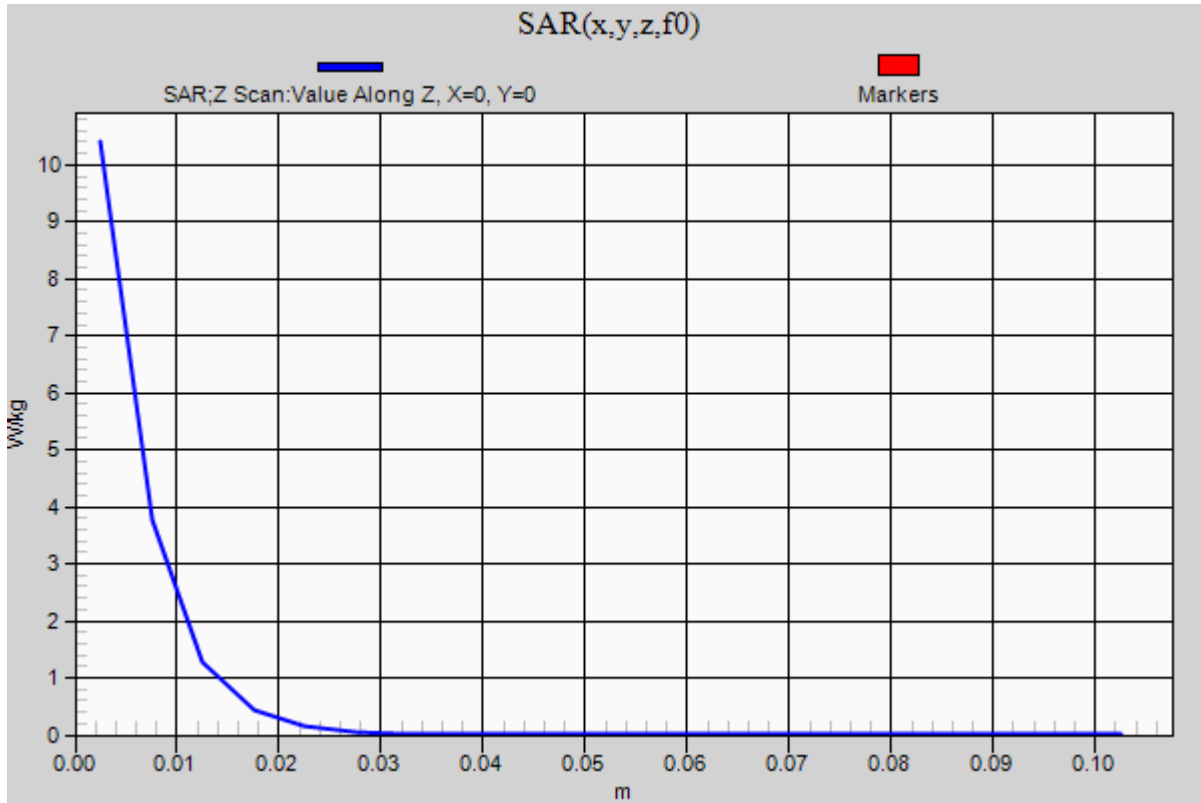
0 dB = 9.90 W/kg = 9.96 dBW/kg

20210705_SystemPerformanceCheck-D3900V2 SN 1052

Frequency: 3900 MHz; Duty Cycle: 1:1

Head/Pin=100 mW/Z Scan (1x1x21): Measurement grid: dx=20mm, dy=20mm, dz=5mm

Maximum value of SAR (measured) = 10.4 W/kg



20210527_SystemPerformanceCheck-D3500V2 SN 1011

Frequency: 3500 MHz; Duty Cycle: 1:1; Room Ambient Temperature: 24.0°C; Liquid Temperature: 23.0°C
Medium parameters used: $f = 3500$ MHz; $\sigma = 2.828$ S/m; $\epsilon_r = 37.461$; $\rho = 1000$ kg/m³

DASY5 Configuration:

- Area Scan Setting: Find Secondary Maximum Within: 2.0 dB and with a peak SAR value greater than 0.0012W/kg
- Electronics: DAE4 Sn1545; Calibrated: 2/22/2021
- Probe: EX3DV4 - SN7448; ConvF(6.92, 6.92, 6.92) @ 3500 MHz; Calibrated: 2/26/2021
- Sensor-Surface: 2.5mm (Mechanical Surface Detection)
- Phantom: SAM with CRP v5.0; Type: QD000P40CD; Serial: TP:xxxx

Head/Pin=100 mW/Area Scan (8x8x1): Measurement grid: dx=12mm, dy=12mm

Maximum value of SAR (measured) = 7.48 W/kg

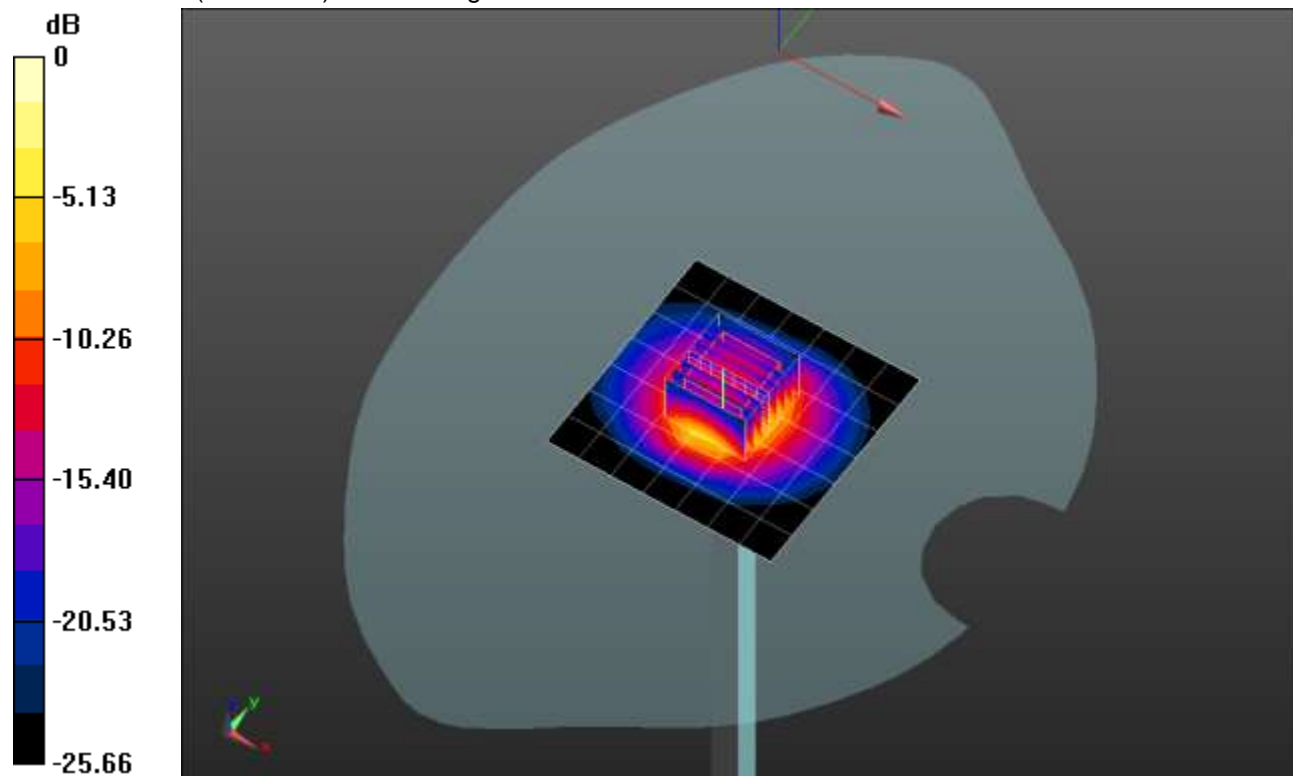
Head/Pin=100 mW/Zoom Scan (8x8x8)/Cube 0: Measurement grid: dx=4.3mm, dy=4.3mm, dz=3mm

Reference Value = 57.72 V/m; Power Drift = -0.06 dB

Peak SAR (extrapolated) = 17.0 W/kg

SAR(1 g) = 6.66 W/kg; SAR(10 g) = 2.53 W/kg

Maximum value of SAR (measured) = 9.91 W/kg



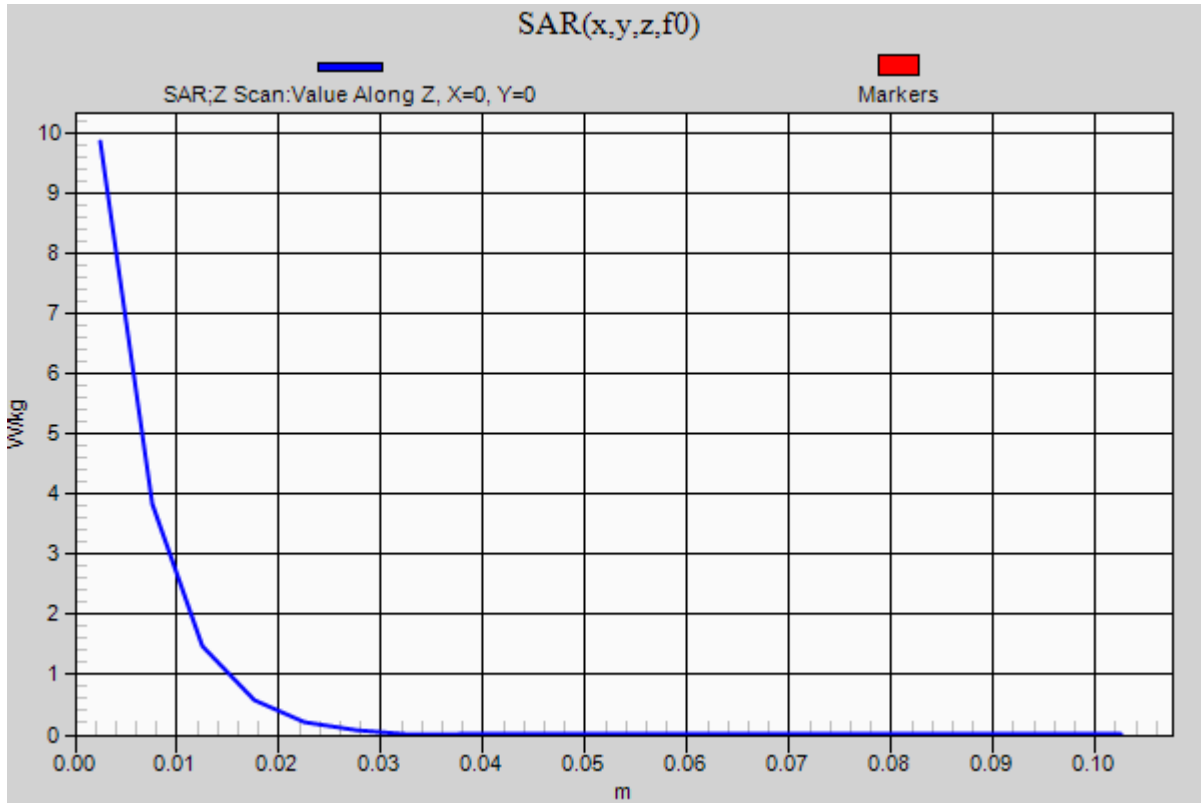
0 dB = 9.91 W/kg = 9.96 dBW/kg

20210527_SystemPerformanceCheck-D3500V2 SN 1011

Frequency: 3500 MHz; Duty Cycle: 1:1

Head/Pin=100 mW/Z Scan (1x1x21): Measurement grid: dx=20mm, dy=20mm, dz=5mm

Maximum value of SAR (measured) = 9.87 W/kg



20210606_SystemPerformanceCheck-D750V3 SN 1071

Frequency: 750 MHz; Duty Cycle: 1:1; Room Ambient Temperature: 24.0°C; Liquid Temperature: 23.0°C
 Medium parameters used: $f = 750 \text{ MHz}$; $\sigma = 0.899 \text{ S/m}$; $\epsilon_r = 40.831$; $\rho = 1000 \text{ kg/m}^3$

DASY5 Configuration:

- Area Scan Setting: Find Secondary Maximum Within: 2.0 dB and with a peak SAR value greater than 0.0012W/kg
- Electronics: DAE4 Sn1545; Calibrated: 2/22/2021
- Probe: EX3DV4 - SN7448; ConvF(10.19, 10.19, 10.19) @ 750 MHz; Calibrated: 2/26/2021
- Sensor-Surface: 2.5mm (Mechanical Surface Detection)
- Phantom: SAM with CRP v5.0; Type: QD000P40CD; Serial: TP:xxxx

Head/Pin=100 mW/Area Scan (7x7x1): Measurement grid: dx=15mm, dy=15mm

Maximum value of SAR (measured) = 0.955 W/kg

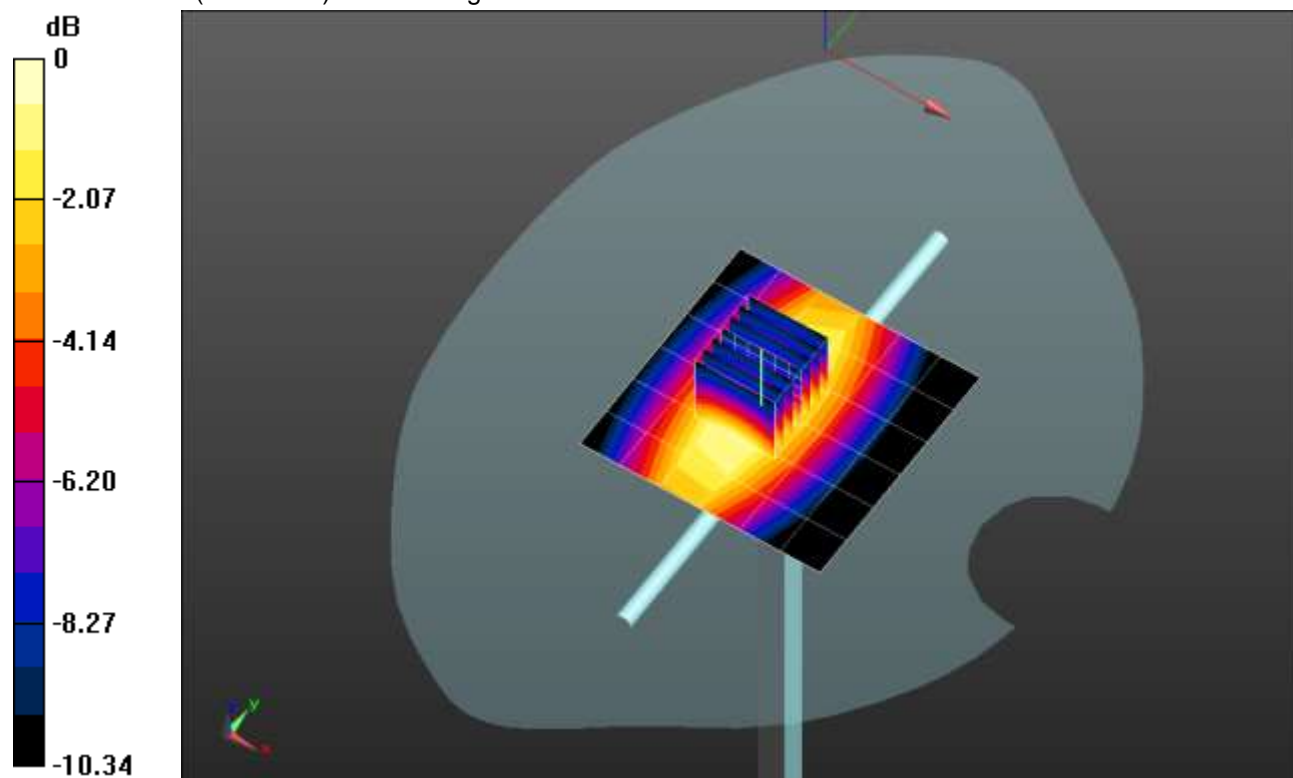
Head/Pin=100 mW/Zoom Scan (7x7x7)/Cube 0: Measurement grid: dx=5mm, dy=5mm, dz=5mm

Reference Value = 33.49 V/m; Power Drift = -0.18 dB

Peak SAR (extrapolated) = 1.25 W/kg

SAR(1 g) = 0.840 W/kg; SAR(10 g) = 0.552 W/kg

Maximum value of SAR (measured) = 1.02 W/kg

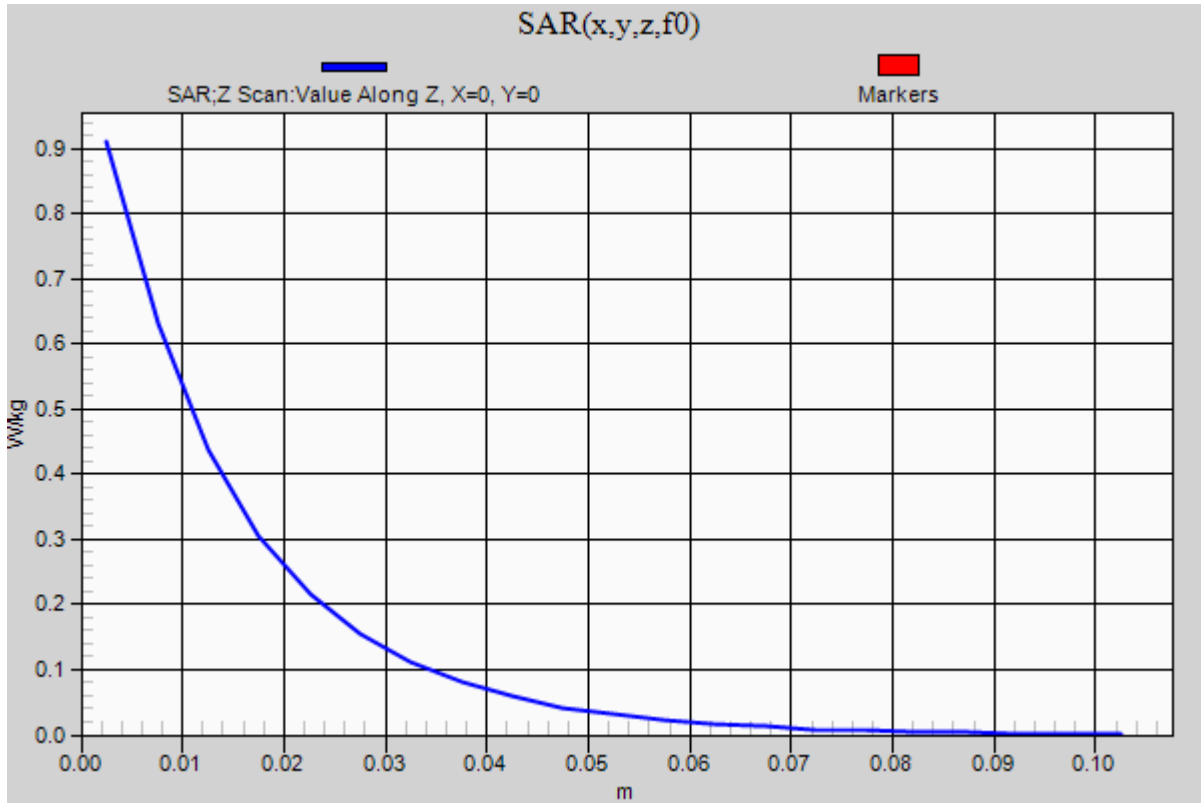


0 dB = 1.02 W/kg = 0.09 dBW/kg

20210606_SystemPerformanceCheck-D750V3 SN 1071

Frequency: 750 MHz; Duty Cycle: 1:1

Head/Pin=100 mW/Z Scan (1x1x21): Measurement grid: dx=20mm, dy=20mm, dz=5mm
Maximum value of SAR (measured) = 0.910 W/kg



20210609_SystemPerformanceCheck-D835V2 SN 4d142

Frequency: 835 MHz; Duty Cycle: 1:1; Room Ambient Temperature: 24.0°C; Liquid Temperature: 23.0°C
Medium parameters used: $f = 835 \text{ MHz}$; $\sigma = 0.939 \text{ S/m}$; $\epsilon_r = 40.304$; $\rho = 1000 \text{ kg/m}^3$

DASY5 Configuration:

- Area Scan Setting: Find Secondary Maximum Within: 2.0 dB and with a peak SAR value greater than 0.0012W/kg
- Electronics: DAE4 Sn1545; Calibrated: 2/22/2021
- Probe: EX3DV4 - SN7448; ConvF(9.76, 9.76, 9.76) @ 835 MHz; Calibrated: 2/26/2021
- Sensor-Surface: 2.5mm (Mechanical Surface Detection)
- Phantom: SAM with CRP v5.0; Type: QD000P40CD; Serial: TP:xxxx

Head/Pin=100 mW/Area Scan (7x7x1): Measurement grid: dx=15mm, dy=15mm

Maximum value of SAR (measured) = 1.10 W/kg

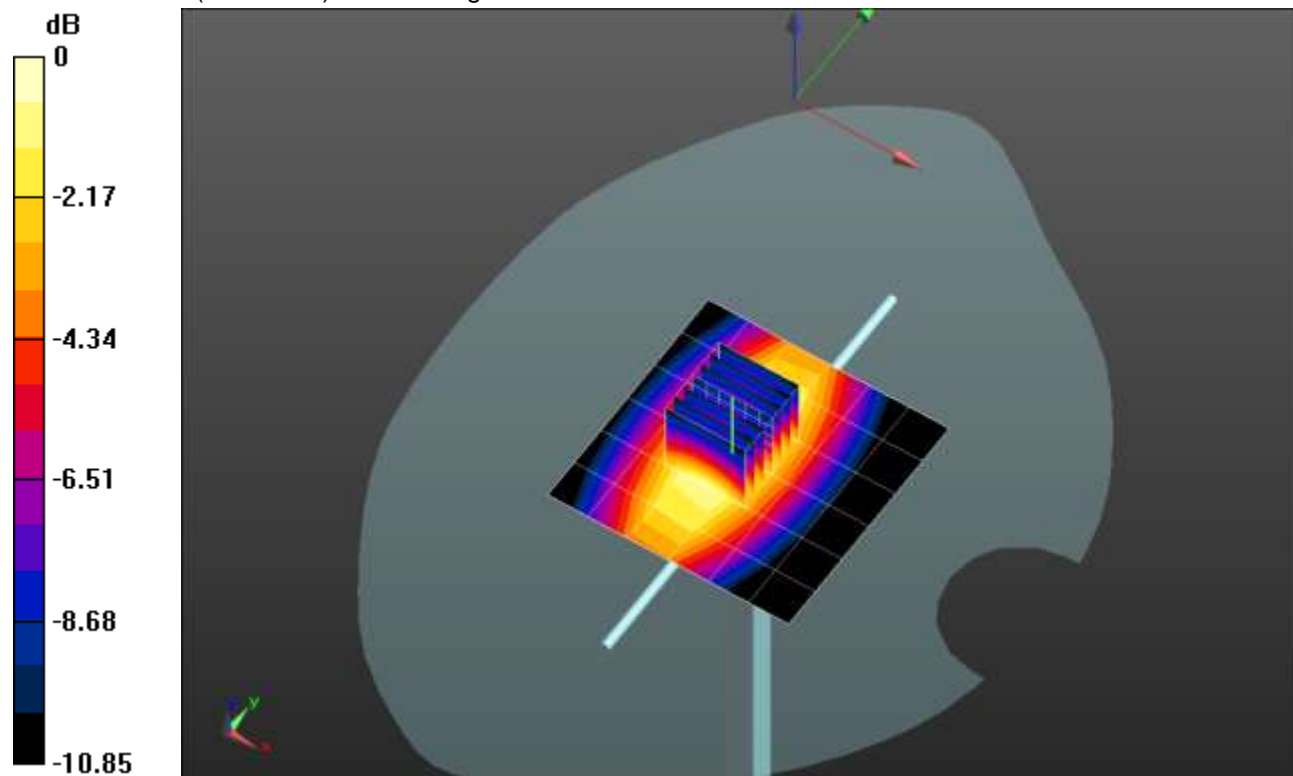
Head/Pin=100 mW/Zoom Scan (7x7x7)/Cube 0: Measurement grid: dx=5mm, dy=5mm, dz=5mm

Reference Value = 34.48 V/m; Power Drift = 0.10 dB

Peak SAR (extrapolated) = 1.53 W/kg

SAR(1 g) = 1.01 W/kg; SAR(10 g) = 0.654 W/kg

Maximum value of SAR (measured) = 1.23 W/kg



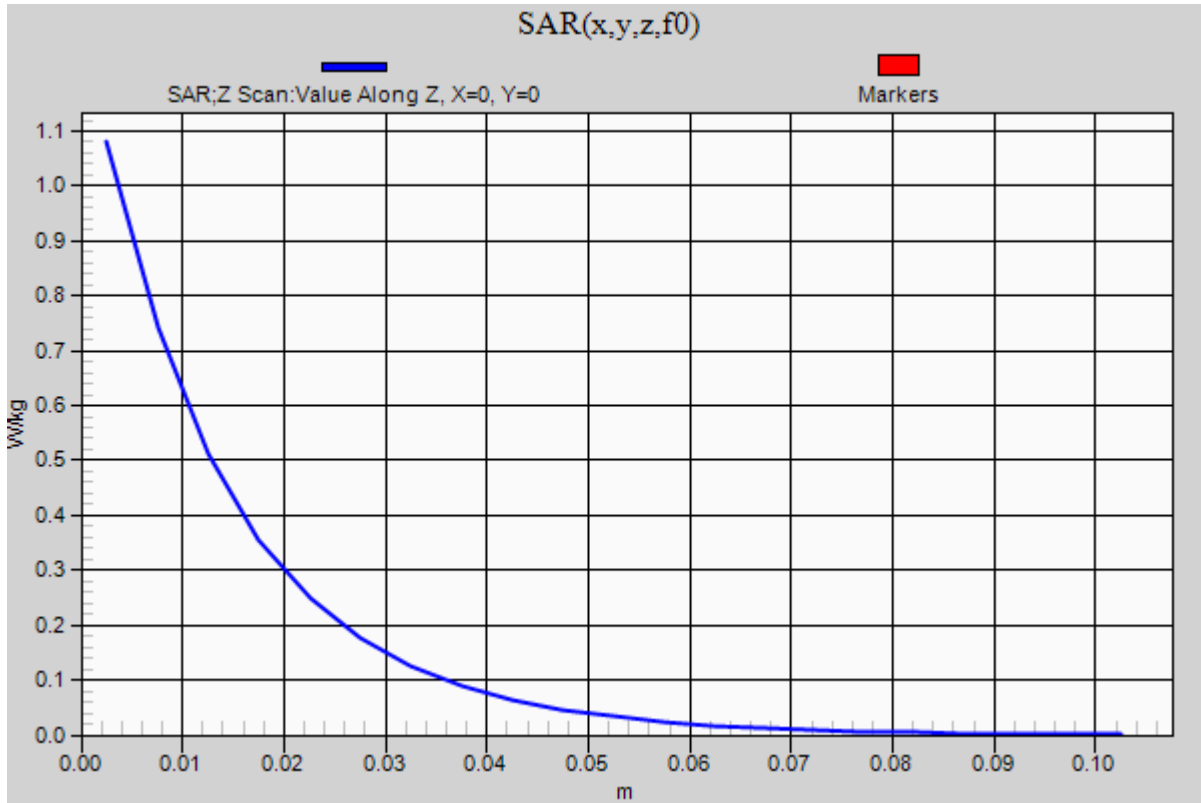
0 dB = 1.23 W/kg = 0.90 dBW/kg

20210609_SystemPerformanceCheck-D835V2 SN 4d142

Frequency: 835 MHz; Duty Cycle: 1:1

Head/Pin=100 mW/Z Scan (1x1x21): Measurement grid: dx=20mm, dy=20mm, dz=5mm

Maximum value of SAR (measured) = 1.08 W/kg



20210712_SystemPerformanceCheck-D835V2 SN 4d117

Frequency: 835 MHz; Duty Cycle: 1:1; Room Ambient Temperature: 24.0°C; Liquid Temperature: 23.0°C
 Medium parameters used: $f = 835 \text{ MHz}$; $\sigma = 0.945 \text{ S/m}$; $\epsilon_r = 39.686$; $\rho = 1000 \text{ kg/m}^3$

DASY5 Configuration:

- Area Scan Setting: Find Secondary Maximum Within: 2.0 dB and with a peak SAR value greater than 0.0012W/kg
- Electronics: DAE4 Sn1545; Calibrated: 2/22/2021
- Probe: EX3DV4 - SN7448; ConvF(9.76, 9.76, 9.76) @ 835 MHz; Calibrated: 2/26/2021
- Sensor-Surface: 2.5mm (Mechanical Surface Detection)
- Phantom: SAM with CRP v5.0; Type: QD000P40CD; Serial: TP:xxxx

Head/Pin=100 mW/Area Scan (7x7x1): Measurement grid: dx=15mm, dy=15mm

Maximum value of SAR (measured) = 1.31 W/kg

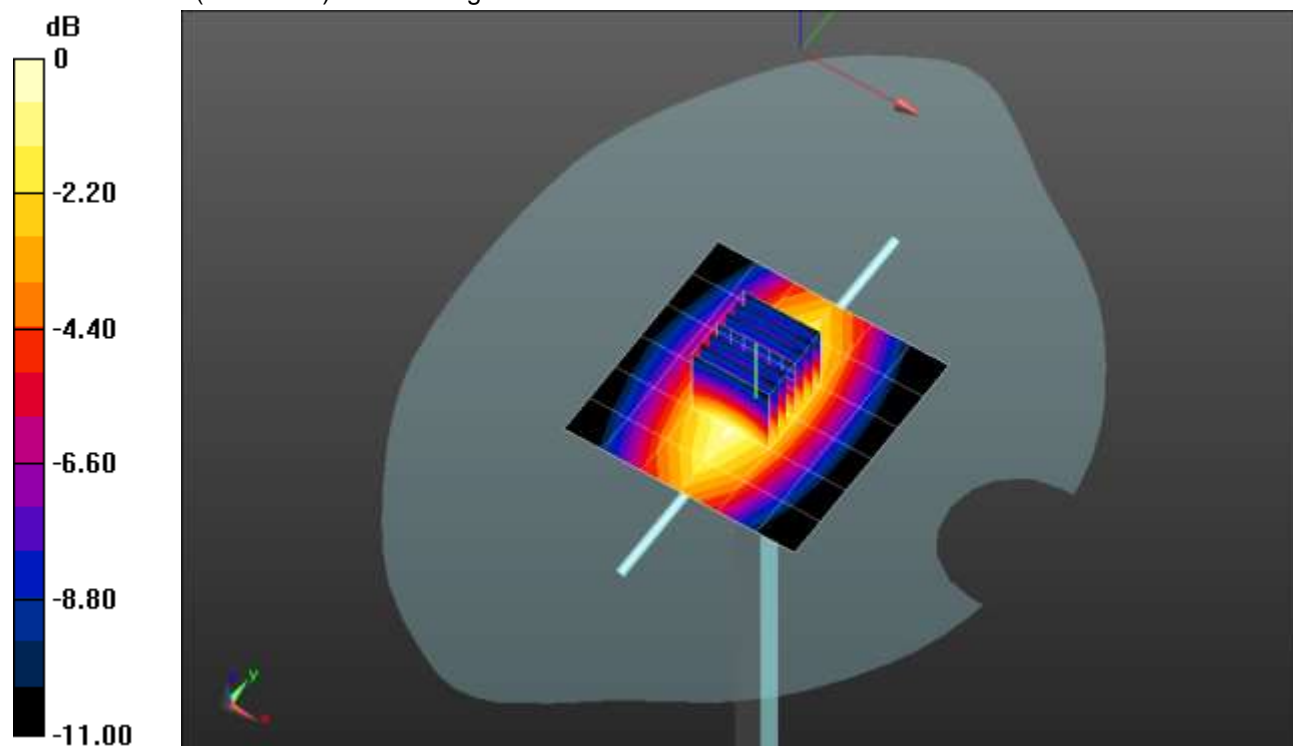
Head/Pin=100 mW/Zoom Scan (7x7x7)/Cube 0: Measurement grid: dx=5mm, dy=5mm, dz=5mm

Reference Value = 38.21 V/m; Power Drift = -0.12 dB

Peak SAR (extrapolated) = 1.64 W/kg

SAR(1 g) = 1.07 W/kg; SAR(10 g) = 0.692 W/kg

Maximum value of SAR (measured) = 1.31 W/kg



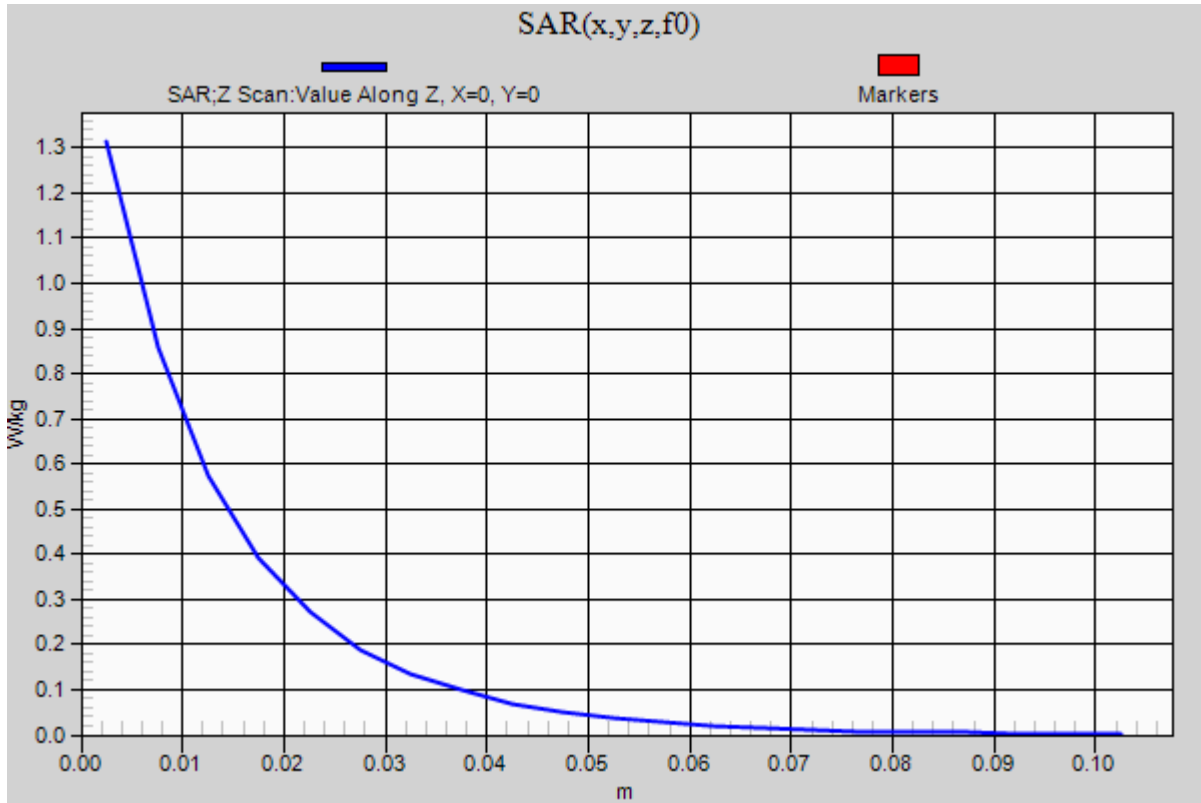
0 dB = 1.31 W/kg = 1.17 dBW/kg

20210712_SystemPerformanceCheck-D835V2 SN 4d117

Frequency: 835 MHz; Duty Cycle: 1:1

Head/Pin=100 mW/Z Scan (1x1x21): Measurement grid: dx=20mm, dy=20mm, dz=5mm

Maximum value of SAR (measured) = 1.31 W/kg



20210529_SystemPerformanceCheck-D750V3 SN 1071

Frequency: 750 MHz; Duty Cycle: 1:1; Room Ambient Temperature: 24.0°C; Liquid Temperature: 23.0°C
 Medium parameters used: $f = 750 \text{ MHz}$; $\sigma = 0.911 \text{ S/m}$; $\epsilon_r = 42.34$; $\rho = 1000 \text{ kg/m}^3$

DASY5 Configuration:

- Area Scan Setting: Find Secondary Maximum Within: 2.0 dB and with a peak SAR value greater than 0.0012W/kg
- Electronics: DAE4 Sn1434; Calibrated: 10/12/2020
- Probe: EX3DV4 - SN3686; ConvF(9.83, 9.83, 9.83); Calibrated: 9/21/2020;
- Sensor-Surface: 2.5mm (Mechanical Surface Detection)
- Phantom: SAM with CRP v4.0; Type: QD000P40CC; Serial: TP:xxxx

Head/Pin=100 mW/Area Scan (7x7x1): Measurement grid: dx=15mm, dy=15mm

Maximum value of SAR (measured) = 0.881 W/kg

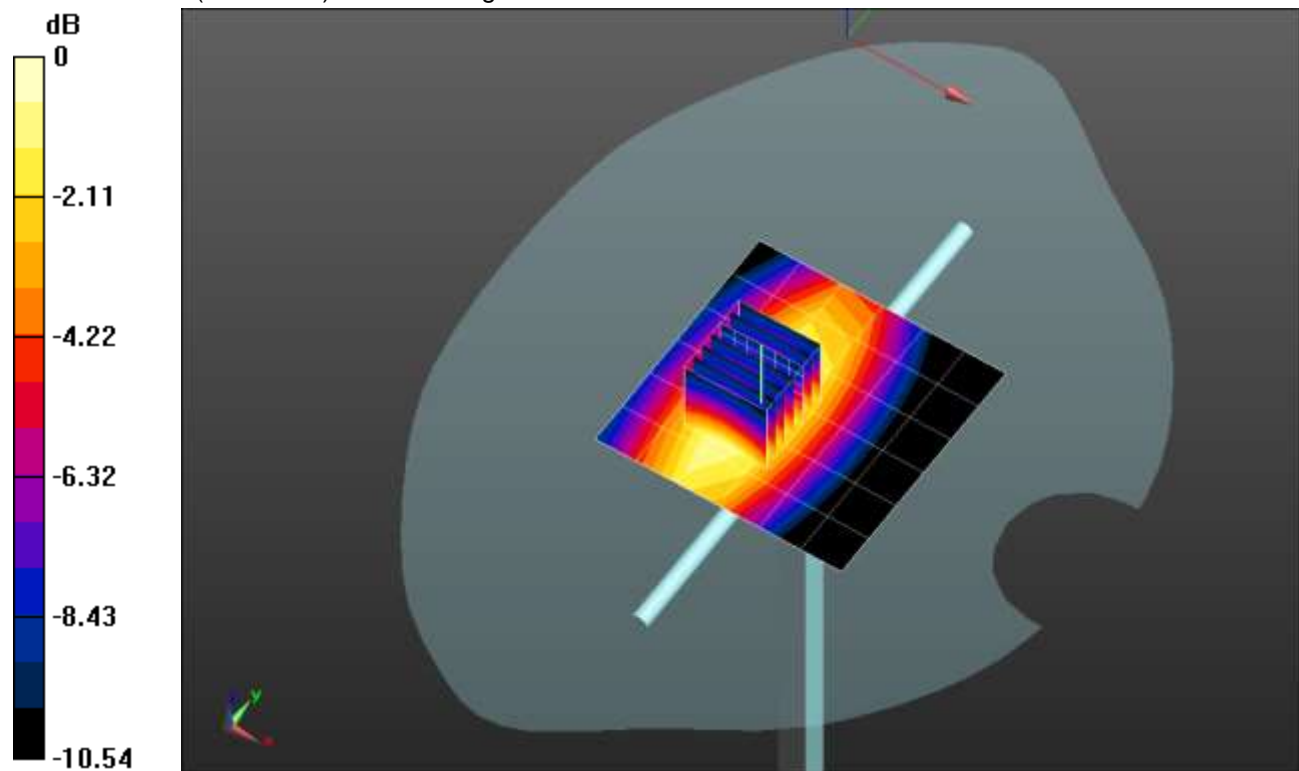
Head/Pin=100 mW/Zoom Scan (7x7x7)/Cube 0: Measurement grid: dx=5mm, dy=5mm, dz=5mm

Reference Value = 27.690 V/m; Power Drift = -0.12 dB

Peak SAR (extrapolated) = 1.18 W/kg

SAR(1 g) = 0.784 W/kg; SAR(10 g) = 0.513 W/kg

Maximum value of SAR (measured) = 0.957 W/kg

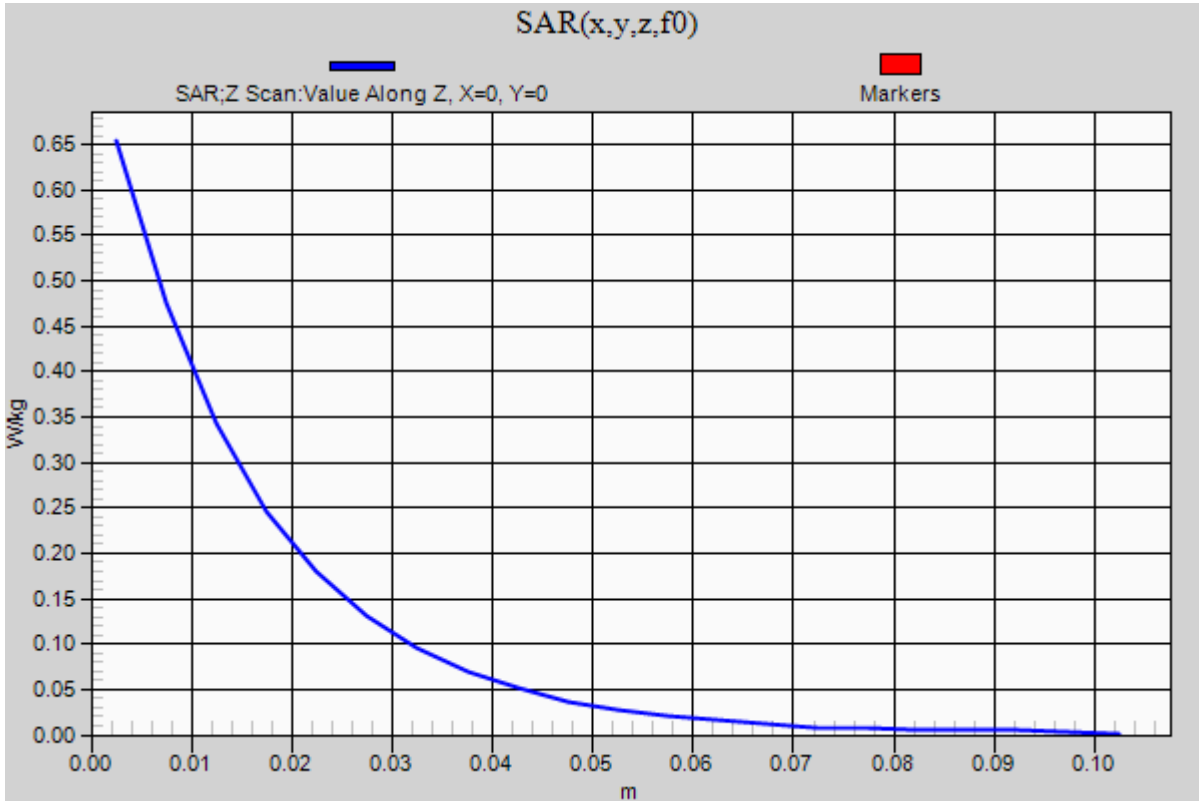


0 dB = 0.957 W/kg = -0.19 dBW/kg

20210529_SystemPerformanceCheck-D750V3 SN 1071

Frequency: 750 MHz; Duty Cycle: 1:1

Head/Pin=100 mW/Z Scan (1x1x21): Measurement grid: dx=20mm, dy=20mm, dz=5mm
Maximum value of SAR (measured) = 0.654 W/kg



20210601_SystemPerformanceCheck-D750V3 SN 1024

Frequency: 750 MHz; Duty Cycle: 1:1; Room Ambient Temperature: 24.0°C; Liquid Temperature: 23.0°C
 Medium parameters used: $f = 750 \text{ MHz}$; $\sigma = 0.911 \text{ S/m}$; $\epsilon_r = 42.34$; $\rho = 1000 \text{ kg/m}^3$

DASY5 Configuration:

- Area Scan Setting: Find Secondary Maximum Within: 2.0 dB and with a peak SAR value greater than 0.0012W/kg
- Electronics: DAE4 Sn1434; Calibrated: 10/12/2020
- Probe: EX3DV4 - SN3686; ConvF(9.83, 9.83, 9.83); Calibrated: 9/21/2020;
- Sensor-Surface: 2.5mm (Mechanical Surface Detection)
- Phantom: SAM with CRP v4.0; Type: QD000P40CC; Serial: TP:xxxx

Head/Pin=100 mW/Area Scan (7x7x1): Measurement grid: dx=15mm, dy=15mm

Maximum value of SAR (measured) = 0.914 W/kg

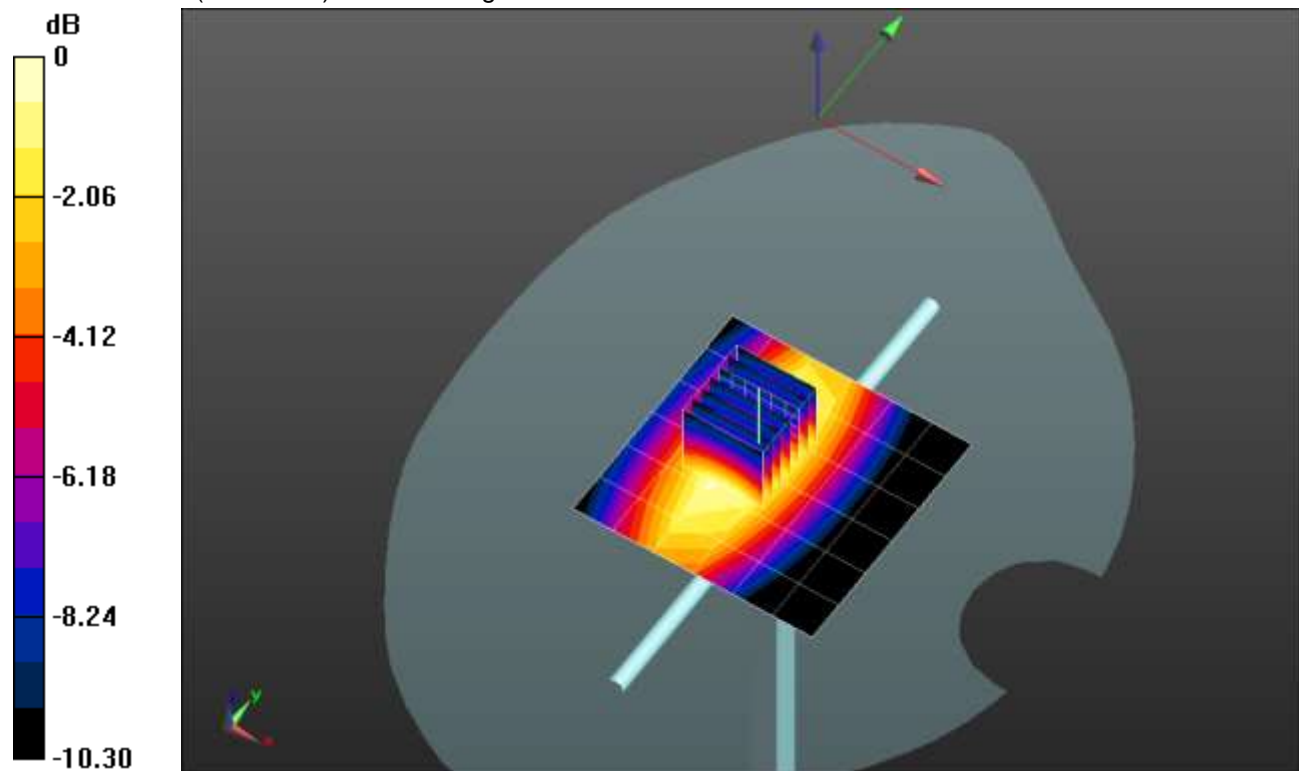
Head/Pin=100 mW/Zoom Scan (7x7x7)/Cube 0: Measurement grid: dx=5mm, dy=5mm, dz=5mm

Reference Value = 29.517 V/m; Power Drift = 0.11 dB

Peak SAR (extrapolated) = 1.17 W/kg

SAR(1 g) = 0.795 W/kg; SAR(10 g) = 0.526 W/kg

Maximum value of SAR (measured) = 0.953 W/kg



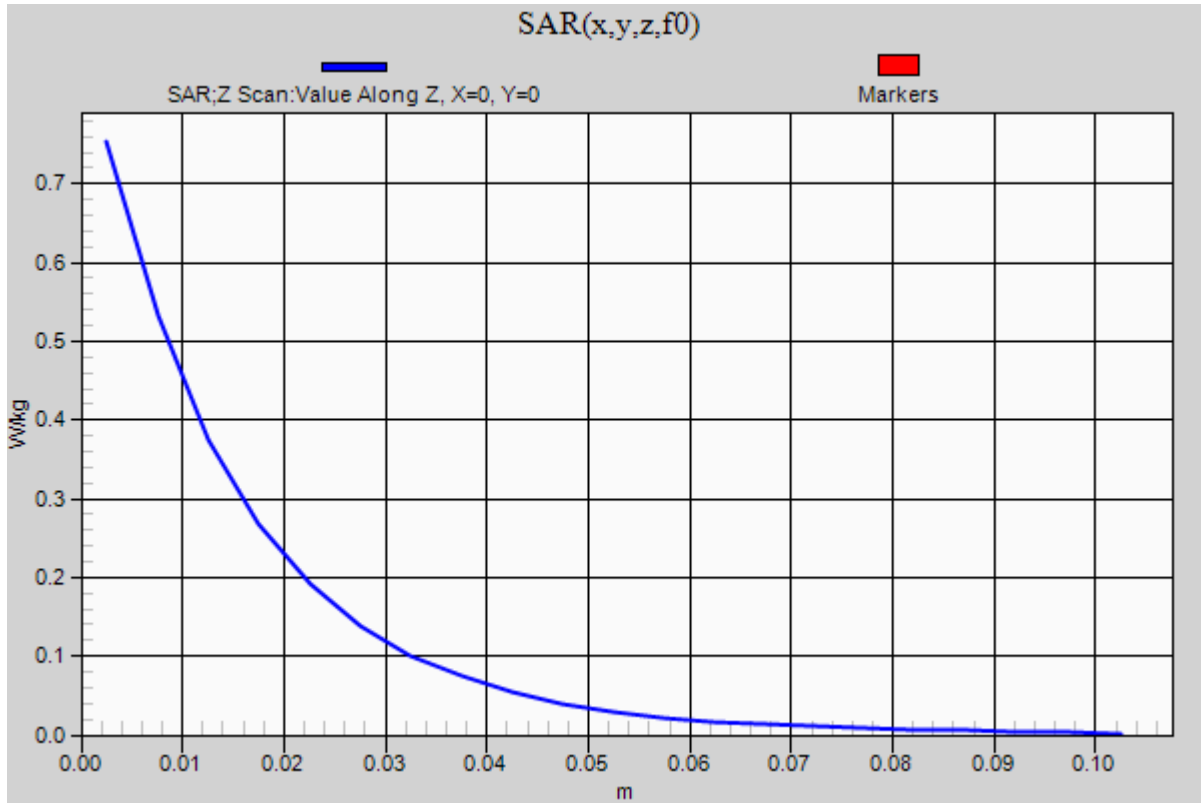
0 dB = 0.953 W/kg = -0.21 dBW/kg

20210601_SystemPerformanceCheck-D750V3 SN 1024

Frequency: 750 MHz; Duty Cycle: 1:1

Head/Pin=100 mW/Z Scan (1x1x21): Measurement grid: dx=20mm, dy=20mm, dz=5mm

Maximum value of SAR (measured) = 0.753 W/kg



20210608SystemPerformanceCheck-D835V2 SN 4d117

Frequency: 835 MHz; Duty Cycle: 1:1; Room Ambient Temperature: 24.0°C; Liquid Temperature: 23.0°C
 Medium parameters used: $f = 835 \text{ MHz}$; $\sigma = 0.88 \text{ S/m}$; $\epsilon_r = 40.269$; $\rho = 1000 \text{ kg/m}^3$

DASY5 Configuration:

- Area Scan Setting: Find Secondary Maximum Within: 2.0 dB and with a peak SAR value greater than 0.0012W/kg
- Electronics: DAE4 Sn1434; Calibrated: 10/12/2020
- Probe: EX3DV4 - SN3686; ConvF(9.3, 9.3, 9.3); Calibrated: 9/21/2020;
- Sensor-Surface: 2.5mm (Mechanical Surface Detection)
- Phantom: SAM with CRP v4.0; Type: QD000P40CC; Serial: TP:xxxx

Head/Pin=100 mW/Area Scan (7x7x1): Measurement grid: dx=15mm, dy=15mm

Maximum value of SAR (measured) = 1.04 W/kg

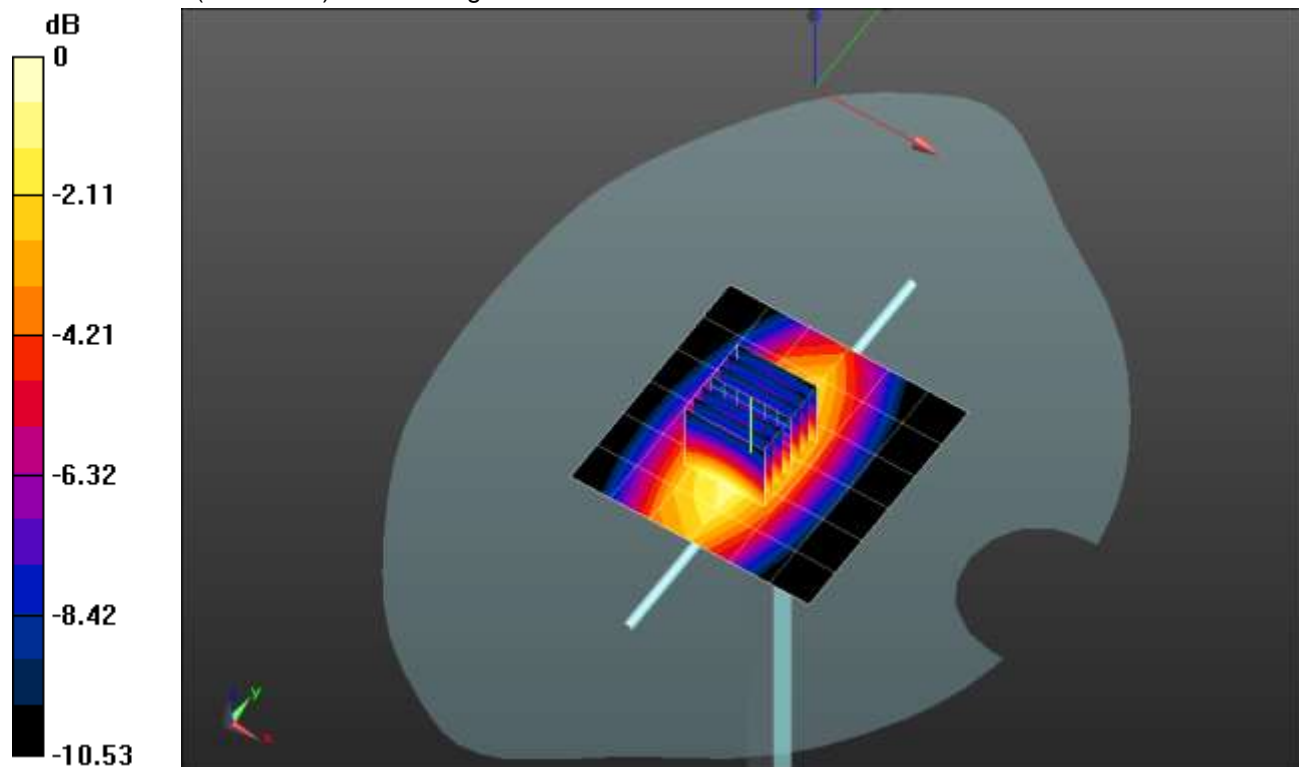
Head/Pin=100 mW/Zoom Scan (7x7x7)/Cube 0: Measurement grid: dx=5mm, dy=5mm, dz=5mm

Reference Value = 35.014 V/m; Power Drift = 0.06 dB

Peak SAR (extrapolated) = 1.47 W/kg

SAR(1 g) = 0.975 W/kg; SAR(10 g) = 0.637 W/kg

Maximum value of SAR (measured) = 1.19 W/kg



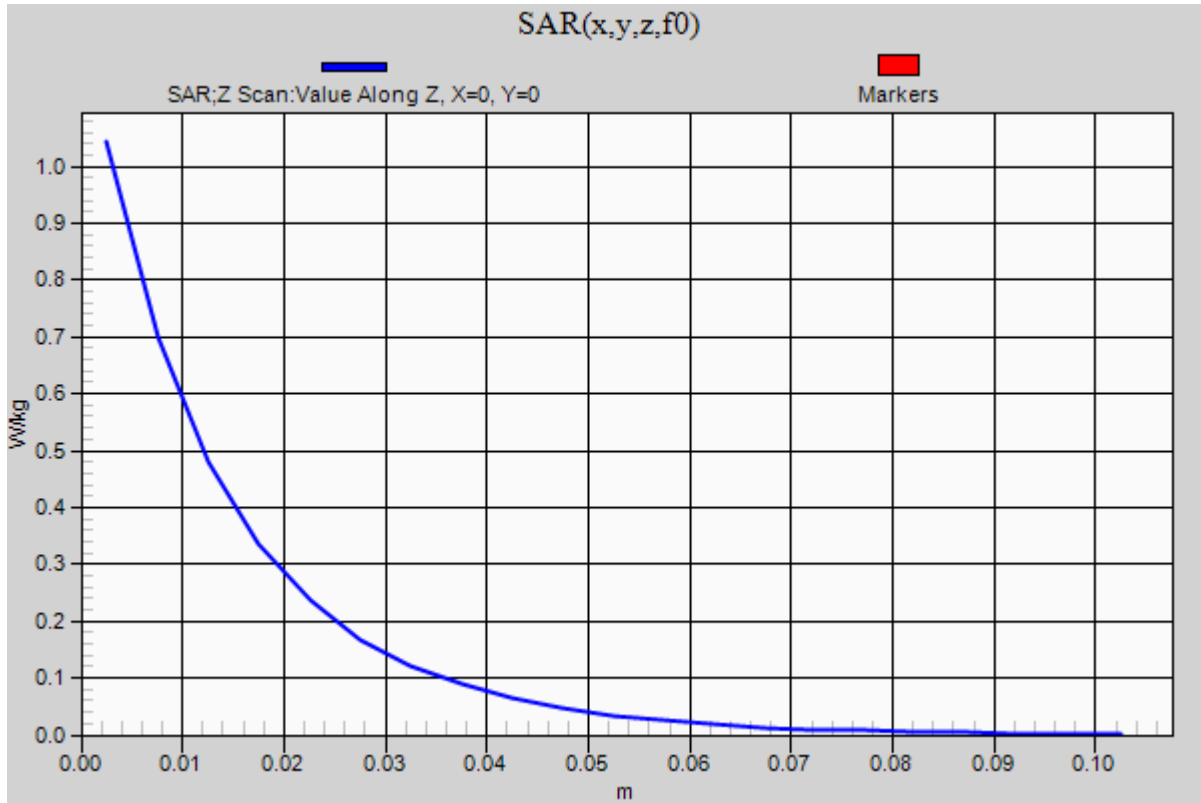
0 dB = 1.19 W/kg = 0.76 dBW/kg

20210608SystemPerformanceCheck-D835V2 SN 4d117

Frequency: 835 MHz; Duty Cycle: 1:1

Head/Pin=100 mW/Z Scan (1x1x21): Measurement grid: dx=20mm, dy=20mm, dz=5mm

Maximum value of SAR (measured) = 1.04 W/kg



20210525 SystemPerformanceCheck-D835V2 SN 4d142

Frequency: 835 MHz; Duty Cycle: 1:1; Room Ambient Temperature: 24.0°C; Liquid Temperature: 23.0°C
 Medium parameters used: $f = 835 \text{ MHz}$; $\sigma = 0.944 \text{ S/m}$; $\epsilon_r = 42.383$; $\rho = 1000 \text{ kg/m}^3$

DASY5 Configuration:

- Area Scan Setting: Find Secondary Maximum Within: 2.0 dB and with a peak SAR value greater than 0.0012W/kg
- Electronics: DAE4 Sn1261; Calibrated: 2/24/2021
- Probe: EX3DV4 - SN7581; ConvF(10.49, 10.49, 10.49) @ 835 MHz; Calibrated: 3/1/2021
- Sensor-Surface: 2.5mm (Mechanical Surface Detection)
- Phantom: Twin-SAM V8.0 (30deg probe tilt); Type: QD 000 P41 Ax; Serial: xxxx

Head/Pin=100 mW/Area Scan (7x7x1): Measurement grid: dx=15mm, dy=15mm

Maximum value of SAR (measured) = 1.18 W/kg

Head/Pin=100 mW/Zoom Scan (7x7x7)/Cube 0: Measurement grid: dx=5mm, dy=5mm, dz=5mm

Reference Value = 36.16 V/m; Power Drift = 0.00 dB

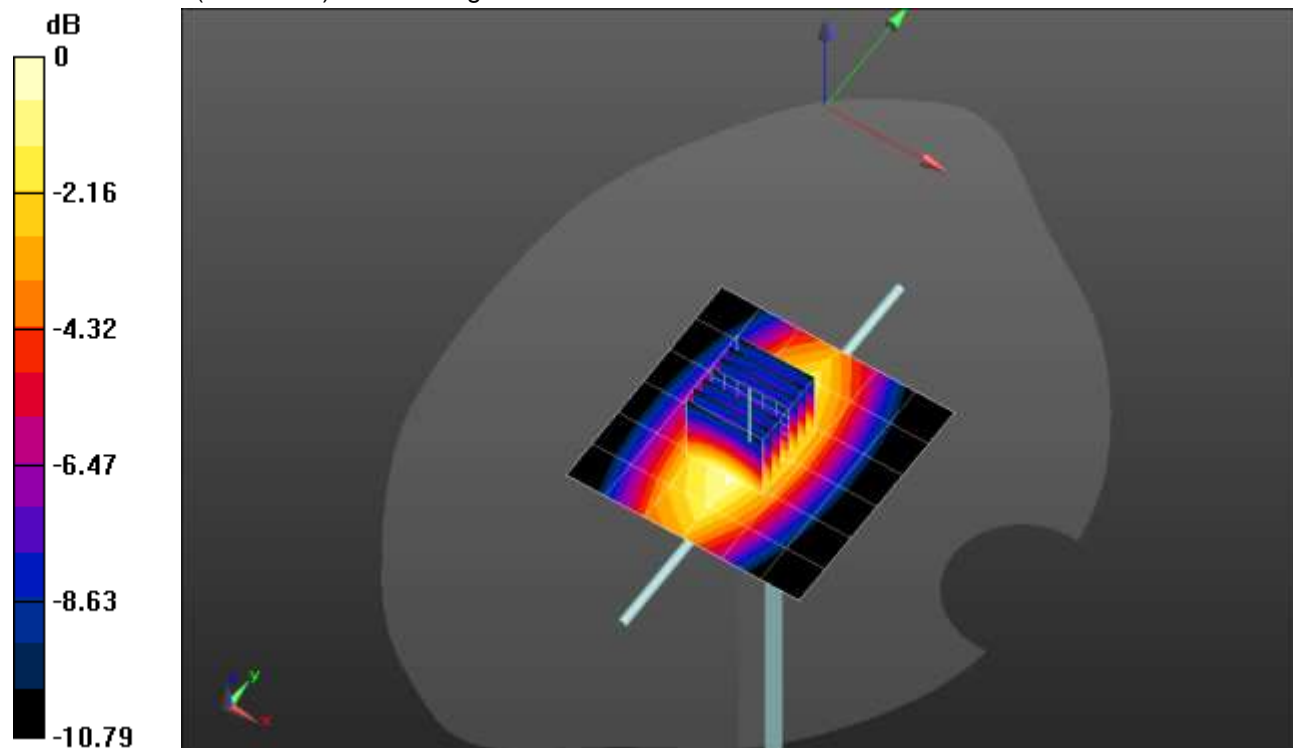
Peak SAR (extrapolated) = 1.49 W/kg

SAR(1 g) = 0.991 W/kg; SAR(10 g) = 0.645 W/kg

Smallest distance from peaks to all points 3 dB below = 21.2 mm

Ratio of SAR at M2 to SAR at M1 = 66.7%

Maximum value of SAR (measured) = 1.21 W/kg

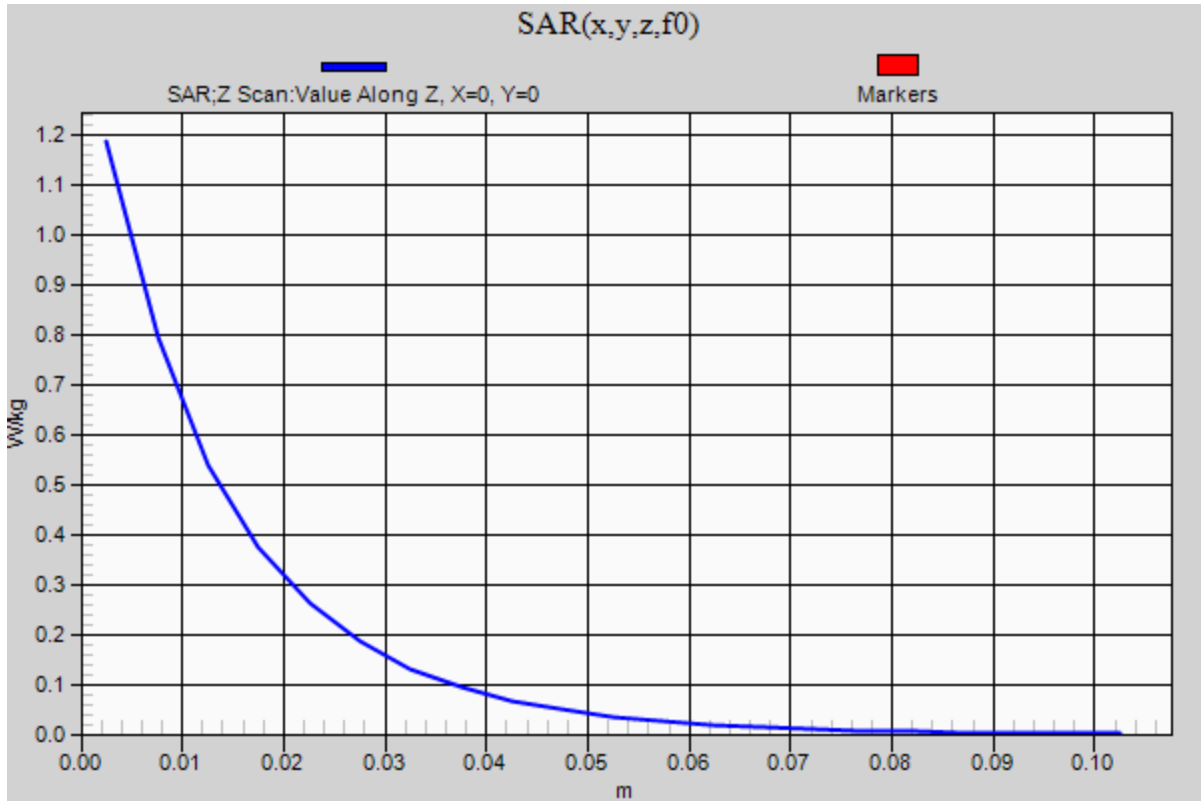


0 dB = 1.21 W/kg = 0.83 dBW/kg

20210529 SystemPerformanceCheck-D835V2 SN 4d142

Frequency: 835 MHz; Duty Cycle: 1:1

Head/Pin=100 mW/Z Scan (1x1x21): Measurement grid: dx=20mm, dy=20mm, dz=5mm
Maximum value of SAR (measured) = 1.19 W/kg



20210608_SystemPerformanceCheck-D835V2 SN 4d117

Frequency: 835 MHz; Duty Cycle: 1:1; Room Ambient Temperature: 24.0°C; Liquid Temperature: 23.0°C
 Medium parameters used: $f = 835 \text{ MHz}$; $\sigma = 0.893 \text{ S/m}$; $\epsilon_r = 39.791$; $\rho = 1000 \text{ kg/m}^3$

DASY5 Configuration:

- Area Scan Setting: Find Secondary Maximum Within: 2.0 dB and with a peak SAR value greater than 0.0012W/kg
- Electronics: DAE4 Sn1261; Calibrated: 2/24/2021
- Probe: EX3DV4 - SN7581; ConvF(10.49, 10.49, 10.49) @ 835 MHz; Calibrated: 3/1/2021
- Sensor-Surface: 2.5mm (Mechanical Surface Detection)
- Phantom: Twin-SAM V8.0 (30deg probe tilt); Type: QD 000 P41 Ax; Serial: xxxx

Head/Pin=100 mW/Area Scan (7x7x1): Measurement grid: dx=15mm, dy=15mm

Maximum value of SAR (measured) = 1.07 W/kg

Head/Pin=100 mW/Zoom Scan (7x7x7)/Cube 0: Measurement grid: dx=5mm, dy=5mm, dz=5mm

Reference Value = 35.60 V/m; Power Drift = -0.11 dB

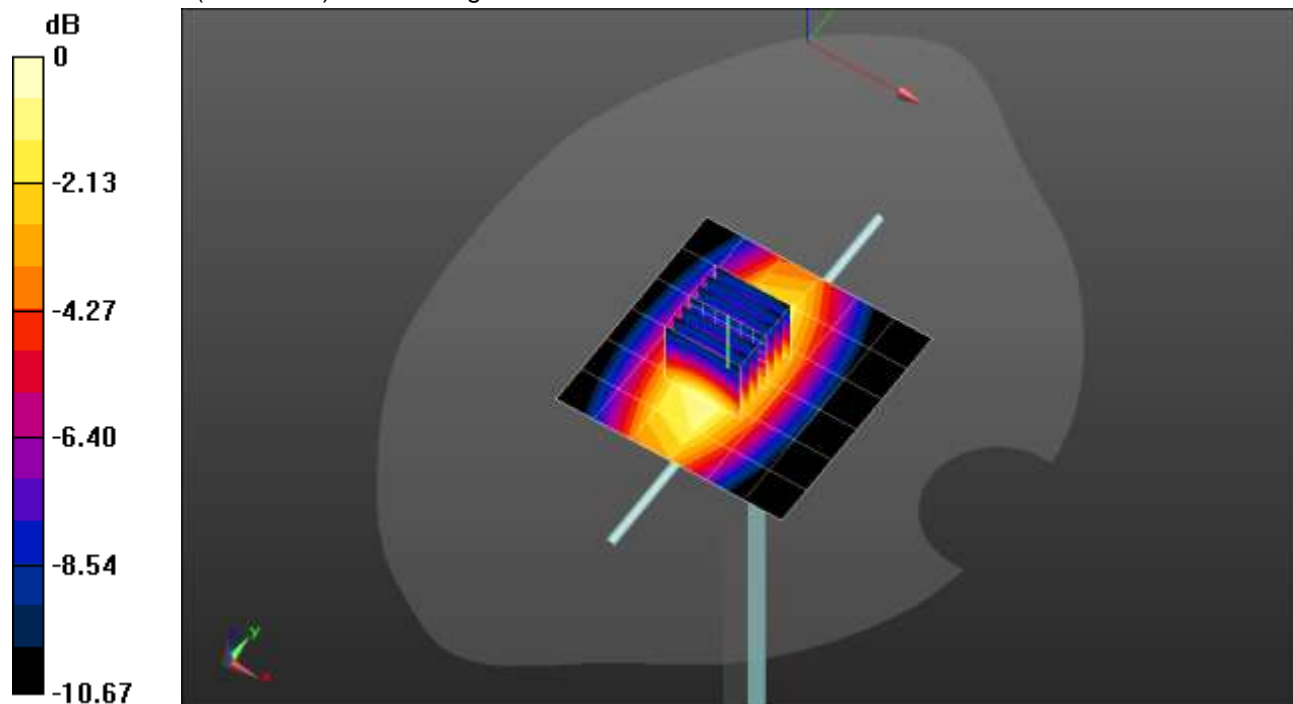
Peak SAR (extrapolated) = 1.40 W/kg

SAR(1 g) = 0.935 W/kg; SAR(10 g) = 0.610 W/kg

Smallest distance from peaks to all points 3 dB below = 22.6 mm

Ratio of SAR at M2 to SAR at M1 = 66.9%

Maximum value of SAR (measured) = 1.14 W/kg



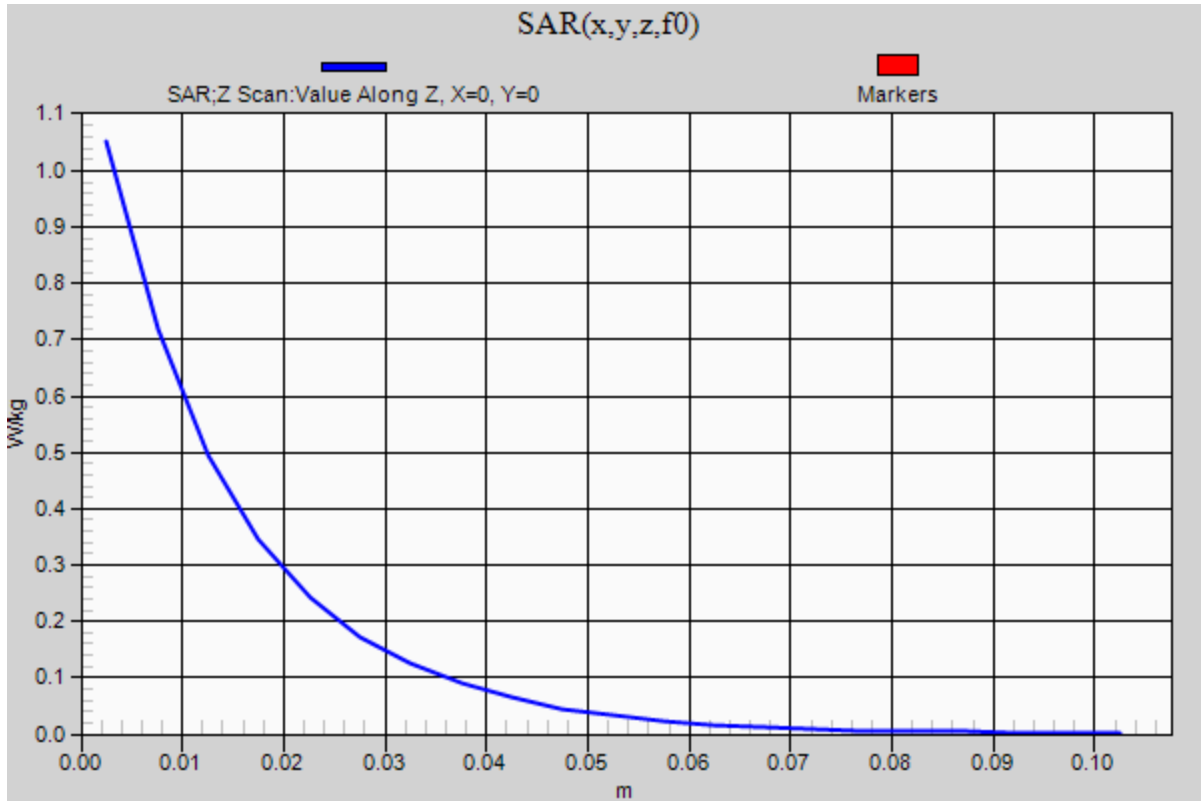
0 dB = 1.14 W/kg = 0.57 dBW/kg

20210608_SystemPerformanceCheck-D835V2 SN 4d117

Frequency: 835 MHz; Duty Cycle: 1:1

Head/Pin=100 mW/Z Scan (1x1x21): Measurement grid: dx=20mm, dy=20mm, dz=5mm

Maximum value of SAR (measured) = 1.05 W/kg



20210608_SystemPerformanceCheck-D750V3 SN 1071

Frequency: 750 MHz; Duty Cycle: 1:1; Room Ambient Temperature: 24.0°C; Liquid Temperature: 23.0°C
Medium parameters used: $f = 750 \text{ MHz}$; $\sigma = 0.925 \text{ S/m}$; $\epsilon_r = 41.159$; $\rho = 1000 \text{ kg/m}^3$

DASY5 Configuration:

- Area Scan Setting: Find Secondary Maximum Within: 2.0 dB and with a peak SAR value greater than 0.0012W/kg
- Electronics: DAE4 Sn1261; Calibrated: 2/24/2021
- Probe: EX3DV4 - SN7581; ConvF(10.77, 10.77, 10.77); Calibrated: 3/1/2021;
- Sensor-Surface: 2.5mm (Mechanical Surface Detection)
- Phantom: Twin-SAM V8.0 (30deg probe tilt); Type: QD 000 P41 Ax; Serial: xxxx

Head/Pin=100 mW/Area Scan (7x7x1): Measurement grid: dx=15mm, dy=15mm

Maximum value of SAR (measured) = 1.03 W/kg

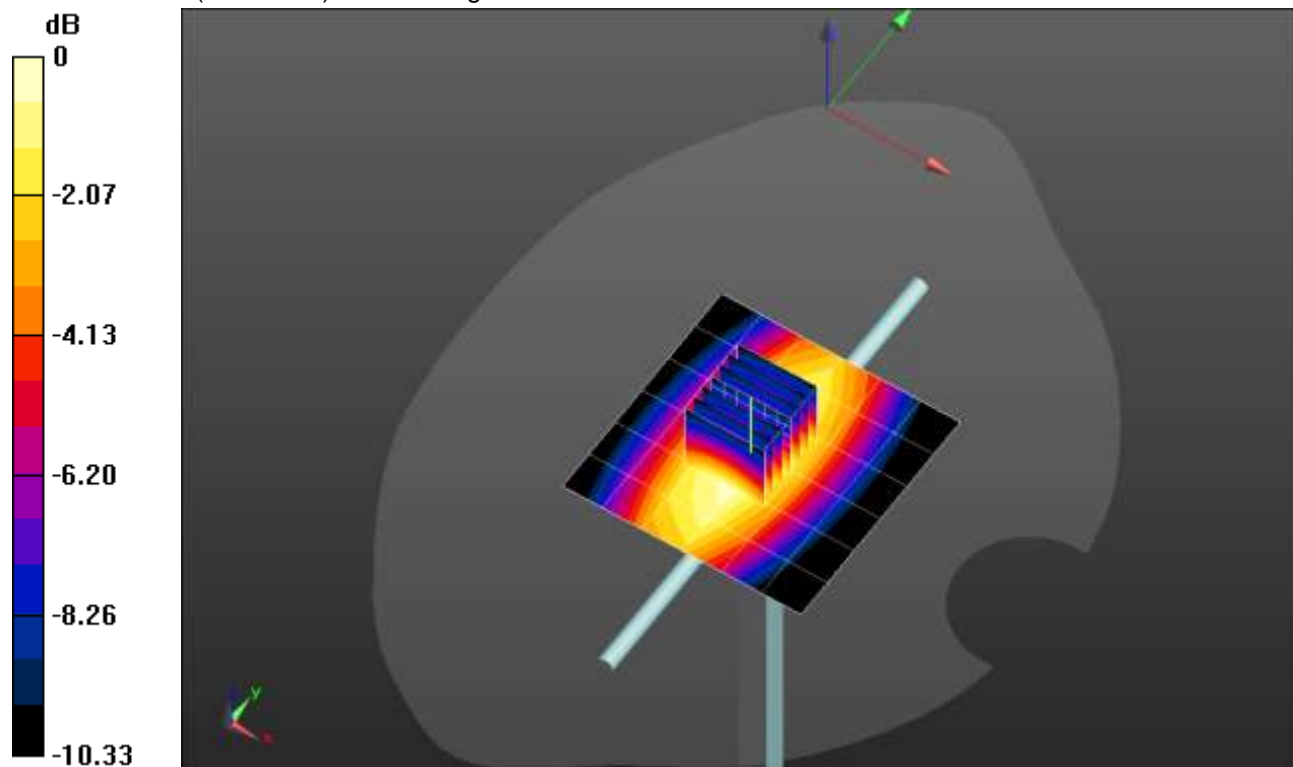
Head/Pin=100 mW/Zoom Scan (7x7x7)/Cube 0: Measurement grid: dx=5mm, dy=5mm, dz=5mm

Reference Value = 34.670 V/m; Power Drift = -0.19 dB

Peak SAR (extrapolated) = 1.23 W/kg

SAR(1 g) = 0.831 W/kg; SAR(10 g) = 0.549 W/kg

Maximum value of SAR (measured) = 1.01 W/kg

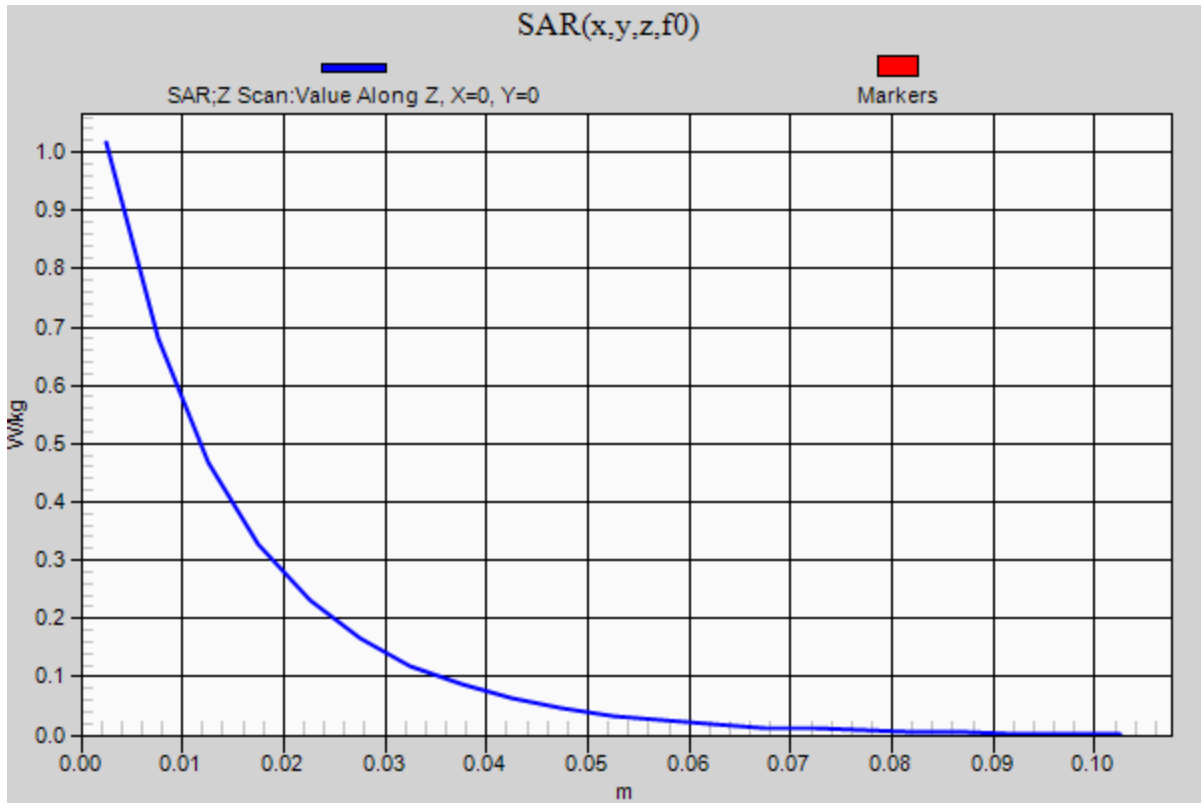


0 dB = 1.01 W/kg = 0.04 dBW/kg

20210608_SystemPerformanceCheck-D750V3 SN 1071

Frequency: 750 MHz; Duty Cycle: 1:1

Head/Pin=100 mW/Z Scan (1x1x21): Measurement grid: dx=20mm, dy=20mm, dz=5mm
Maximum value of SAR (measured) = 1.02 W/kg



20210618_SystemPerformanceCheck-D2600V2 SN 1006

Frequency: 2600 MHz; Duty Cycle: 1:1; Room Ambient Temperature: 24.0°C; Liquid Temperature: 23.0°C
 Medium parameters used: $f = 2600$ MHz; $\sigma = 1.924$ S/m; $\epsilon_r = 38.269$; $\rho = 1000$ kg/m³

DASY5 Configuration:

- Area Scan Setting: Find Secondary Maximum Within: 2.0 dB and with a peak SAR value greater than 0.0012W/kg
- Electronics: DAE4 Sn1261; Calibrated: 2/24/2021
- Probe: EX3DV4 - SN7581; ConvF(7.81, 7.81, 7.81) @ 2600 MHz; Calibrated: 3/1/2021
- Sensor-Surface: 2.5mm (Mechanical Surface Detection)
- Phantom: Twin-SAM V8.0 (30deg probe tilt); Type: QD 000 P41 Ax; Serial: xxxx

Head/Pin=100 mW/Area Scan (8x8x1): Measurement grid: dx=12mm, dy=12mm

Maximum value of SAR (measured) = 6.25 W/kg

Head/Pin=100 mW/Zoom Scan (7x7x7)/Cube 0: Measurement grid: dx=5mm, dy=5mm, dz=5mm

Reference Value = 64.28 V/m; Power Drift = 0.03 dB

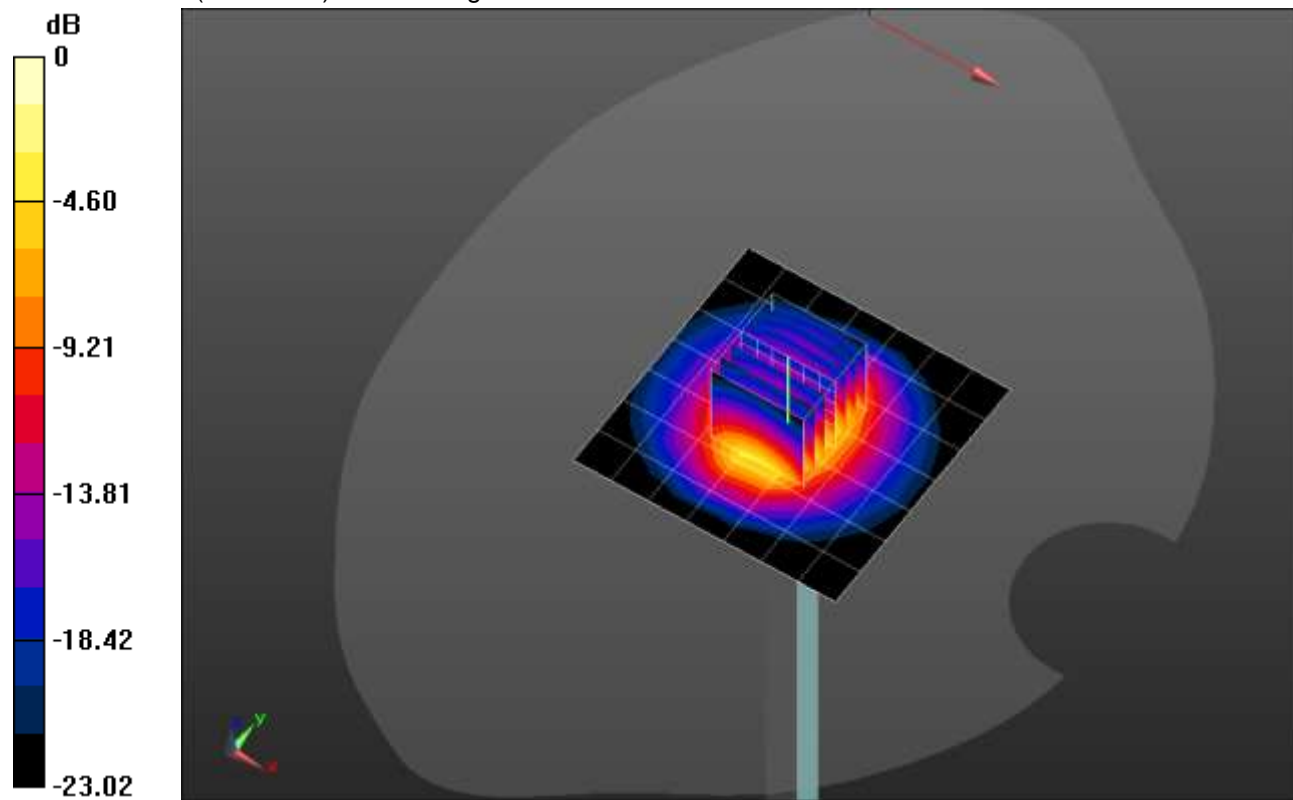
Peak SAR (extrapolated) = 11.5 W/kg

SAR(1 g) = 5.4 W/kg; SAR(10 g) = 2.44 W/kg

Smallest distance from peaks to all points 3 dB below = 9.8 mm

Ratio of SAR at M2 to SAR at M1 = 47.2%

Maximum value of SAR (measured) = 7.78 W/kg



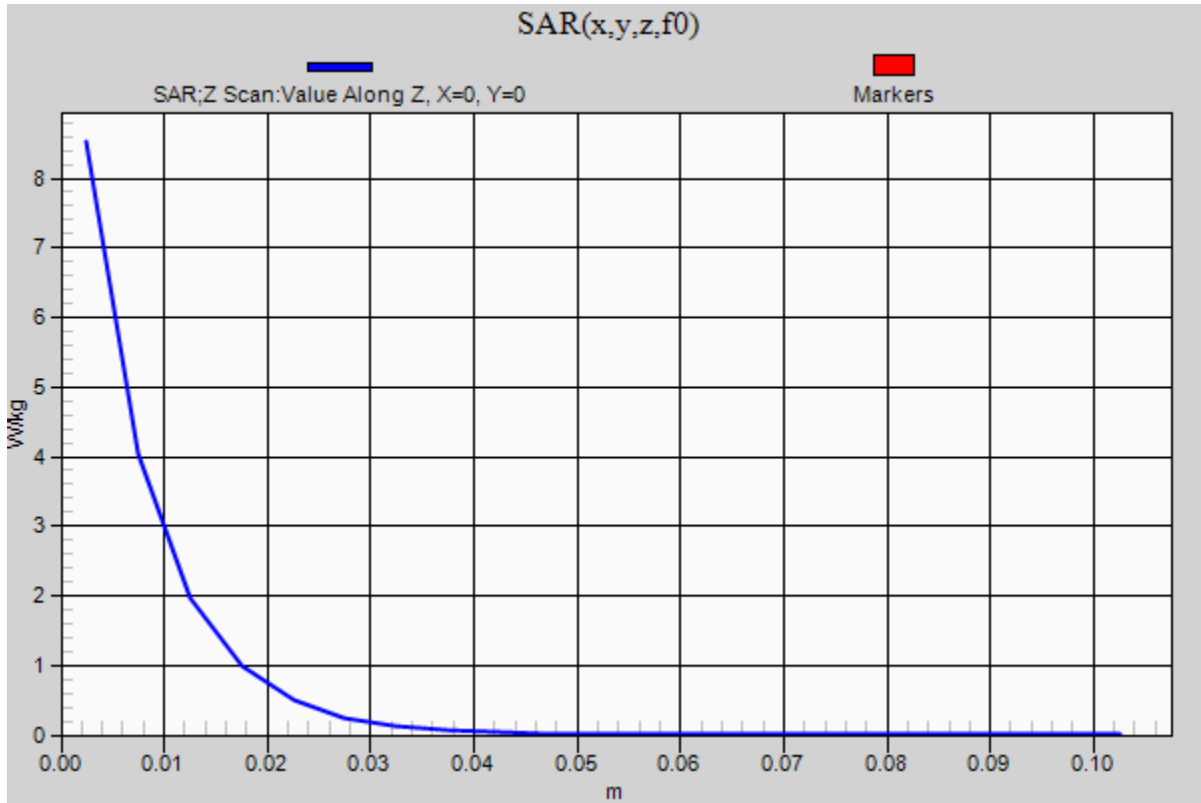
0 dB = 7.78 W/kg = 8.91 dBW/kg

20210618_SystemPerformanceCheck-D2600V2 SN 1006

Frequency: 2600 MHz; Duty Cycle: 1:1

Head/Pin=100 mW/Z Scan (1x1x21): Measurement grid: dx=20mm, dy=20mm, dz=5mm

Maximum value of SAR (measured) = 8.52 W/kg



20210629_SystemPerformanceCheck-D2300V2 SN 1058

Frequency: 2300 MHz; Duty Cycle: 1:1; Room Ambient Temperature: 24.0°C; Liquid Temperature: 23.0°C
 Medium parameters used: $f = 2300$ MHz; $\sigma = 1.72$ S/m; $\epsilon_r = 37.686$; $\rho = 1000$ kg/m³

DASY5 Configuration:

- Area Scan Setting: Find Secondary Maximum Within: 2.0 dB and with a peak SAR value greater than 0.0012W/kg
- Electronics: DAE4 Sn1412; Calibrated: 10/7/2020
- Probe: EX3DV4 - SN3785; ConvF(7, 7, 7) @ 2300 MHz; Calibrated: 10/15/2020
- Sensor-Surface: 2.5mm (Mechanical Surface Detection)
- Phantom: Twin-SAM V5.0 (30deg probe tilt); Type: QD 000 P40 CD; Serial: 1835

Head/Pin=100 mW/Area Scan (8x8x1): Measurement grid: dx=12mm, dy=12mm

Maximum value of SAR (measured) = 4.52 W/kg

Head/Pin=100 mW/Zoom Scan (7x7x7)/Cube 0: Measurement grid: dx=5mm, dy=5mm, dz=5mm

Reference Value = 60.80 V/m; Power Drift = 0.04 dB

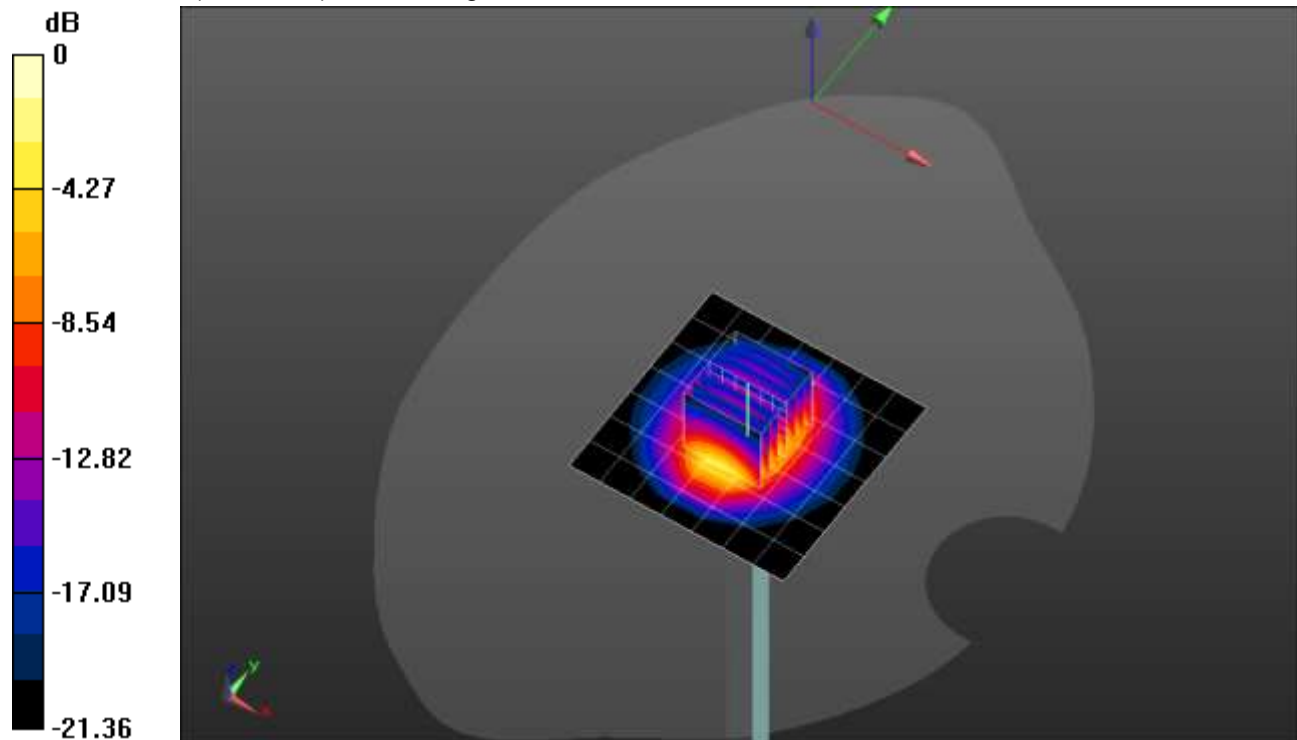
Peak SAR (extrapolated) = 9.01 W/kg

SAR(1 g) = 4.42 W/kg; SAR(10 g) = 2.09 W/kg

Smallest distance from peaks to all points 3 dB below = 9.8 mm

Ratio of SAR at M2 to SAR at M1 = 49.7%

Maximum value of SAR (measured) = 6.24 W/kg

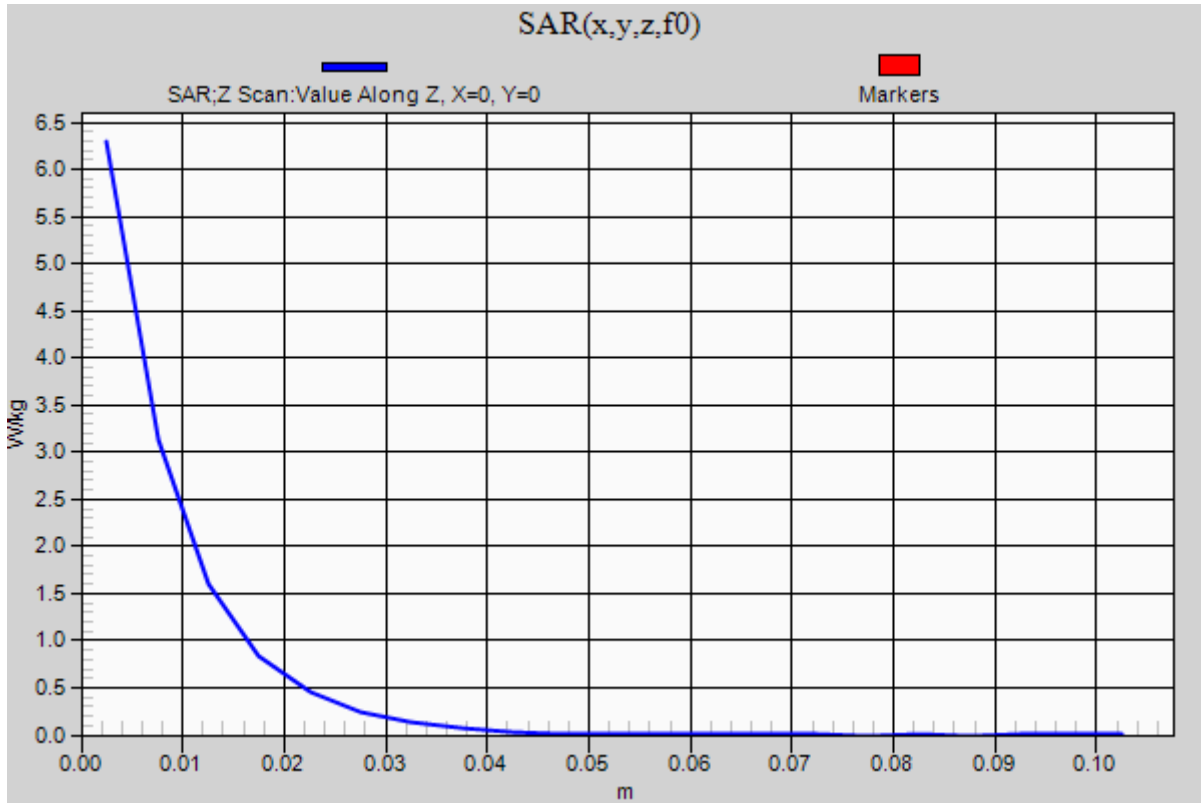


0 dB = 6.24 W/kg = 7.95 dBW/kg

20210629_SystemPerformanceCheck-D2300V2 SN 1058

Frequency: 2300 MHz; Duty Cycle: 1:1

Head/Pin=100 mW/Z Scan (1x1x21): Measurement grid: dx=20mm, dy=20mm, dz=5mm
Maximum value of SAR (measured) = 6.29 W/kg



20210629_SystemPerformanceCheck-D3500V2 SN 1011

Frequency: 3500 MHz; Duty Cycle: 1:1; Room Ambient Temperature: 24.0°C; Liquid Temperature: 23.0°C
 Medium parameters used: $f = 3500 \text{ MHz}$; $\sigma = 2.804 \text{ S/m}$; $\epsilon_r = 39.294$; $\rho = 1000 \text{ kg/m}^3$

DASY5 Configuration:

- Area Scan Setting: Find Secondary Maximum Within: 2.0 dB and with a peak SAR value greater than 0.0012W/kg
- Electronics: DAE4 Sn1463; Calibrated: 10/7/2020
- Probe: EX3DV4 - SN3988; ConvF(6.8, 6.8, 6.8) @ 3500 MHz; Calibrated: 10/16/2020
- Sensor-Surface: 2.5mm (Mechanical Surface Detection)
- Phantom: Twin-SAM V5.0 (30deg probe tilt); Type: QD 000 P40 CE; Serial: xxxx

Head/Pin=100 mW/Area Scan (8x8x1): Measurement grid: dx=12mm, dy=12mm

Maximum value of SAR (measured) = 6.32 W/kg

Head/Pin=100 mW/Zoom Scan (8x8x8)/Cube 0: Measurement grid: dx=4.3mm, dy=4.3mm, dz=3mm

Reference Value = 55.71 V/m; Power Drift = 0.11 dB

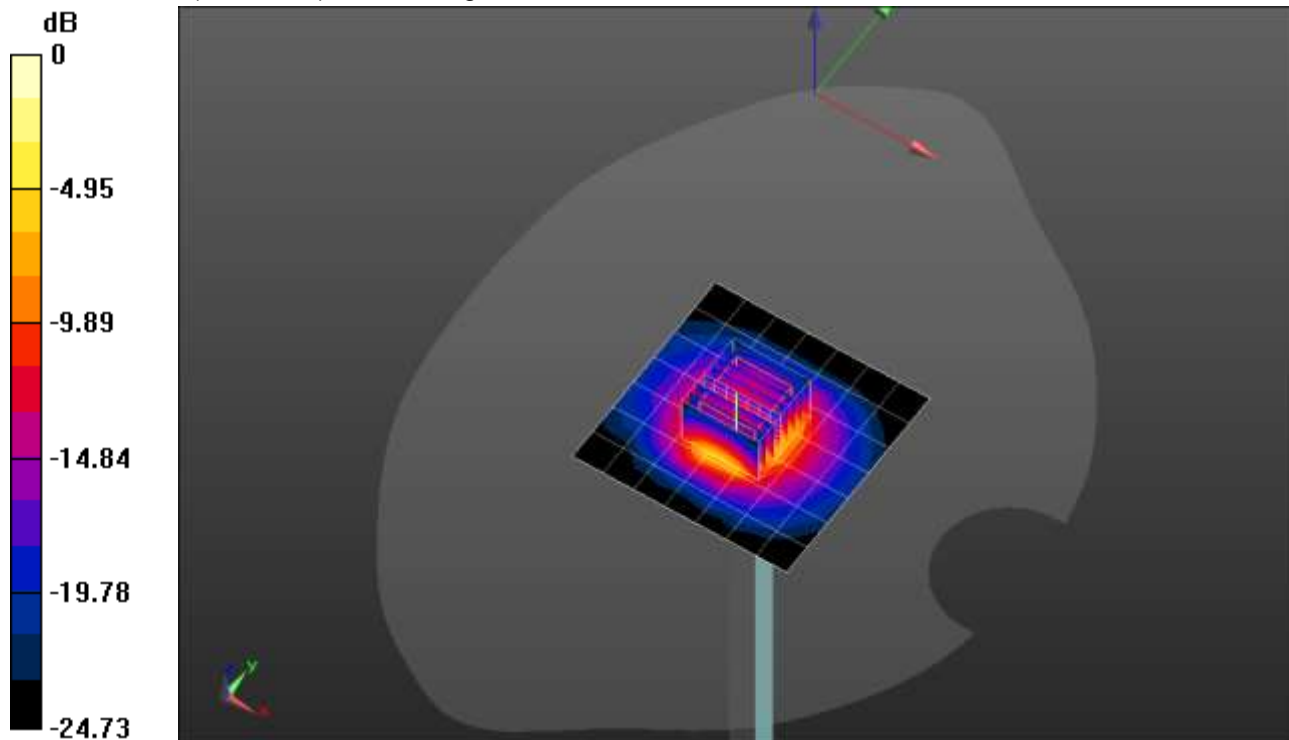
Peak SAR (extrapolated) = 14.7 W/kg

SAR(1 g) = 5.69 W/kg; SAR(10 g) = 2.16 W/kg

Smallest distance from peaks to all points 3 dB below = 8.6 mm

Ratio of SAR at M2 to SAR at M1 = 56.3%

Maximum value of SAR (measured) = 8.42 W/kg



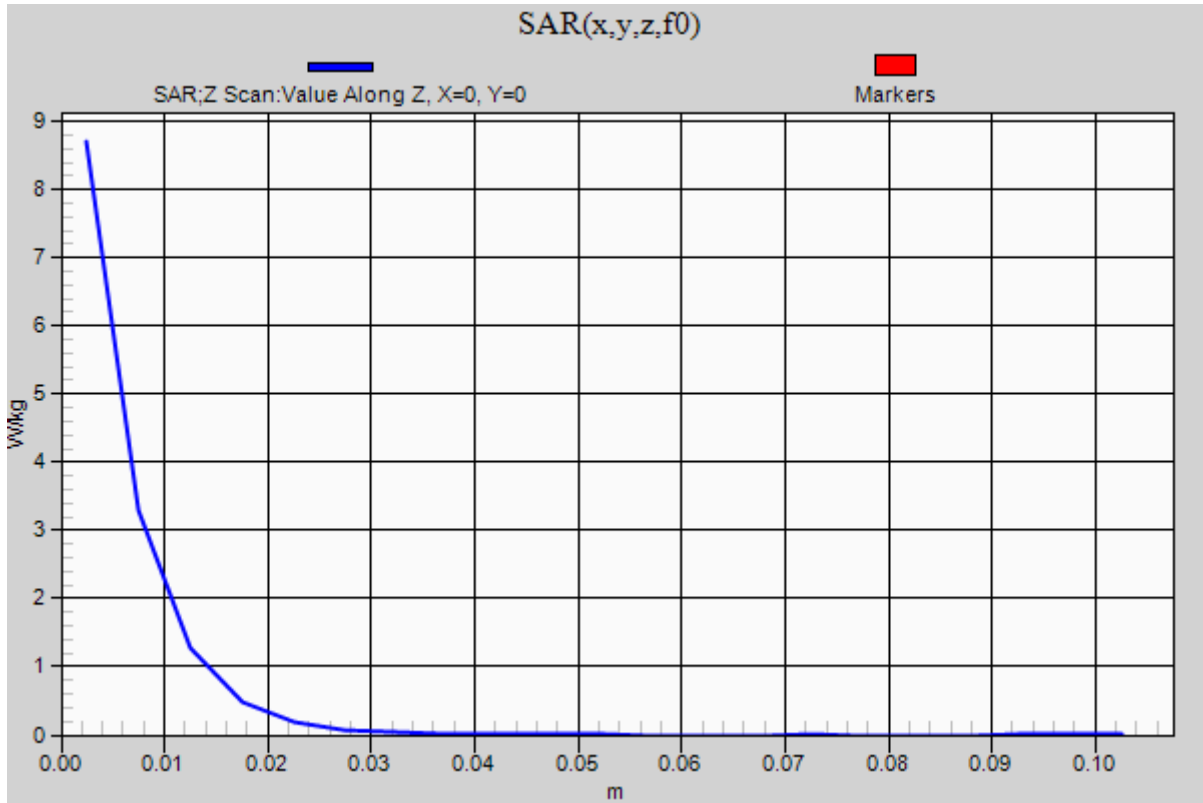
0 dB = 8.42 W/kg = 9.25 dBW/kg

20210629_SystemPerformanceCheck-D3500V2 SN 1011

Frequency: 3500 MHz; Duty Cycle: 1:1

Head/Pin=100 mW/Z Scan (1x1x21): Measurement grid: dx=20mm, dy=20mm, dz=5mm

Maximum value of SAR (measured) = 8.70 W/kg



20210706_SystemPerformanceCheck-D3700V2 SN 1039

Frequency: 3500 MHz; Duty Cycle: 1:1; Room Ambient Temperature: 24.0°C; Liquid Temperature: 23.0°C
 Medium parameters used: $f = 3500$ MHz; $\sigma = 2.784$ S/m; $\epsilon_r = 37.985$; $\rho = 1000$ kg/m³

DASY5 Configuration:

- Area Scan Setting: Find Secondary Maximum Within: 2.0 dB and with a peak SAR value greater than 0.0012W/kg
- Electronics: DAE4 Sn1463; Calibrated: 10/7/2020
- Probe: EX3DV4 - SN3988; ConvF(6.8, 6.8, 6.8) @ 3500 MHz; Calibrated: 10/16/2020
- Sensor-Surface: 2.5mm (Mechanical Surface Detection)
- Phantom: Twin-SAM V5.0 (30deg probe tilt); Type: QD 000 P40 CE; Serial: xxxx

Head/Pin=100 mW/Area Scan (8x8x1): Measurement grid: dx=12mm, dy=12mm

Maximum value of SAR (measured) = 7.45 W/kg

Head/Pin=100 mW/Zoom Scan (8x8x8)/Cube 0: Measurement grid: dx=4.3mm, dy=4.3mm, dz=3mm

Reference Value = 57.20 V/m; Power Drift = -0.10 dB

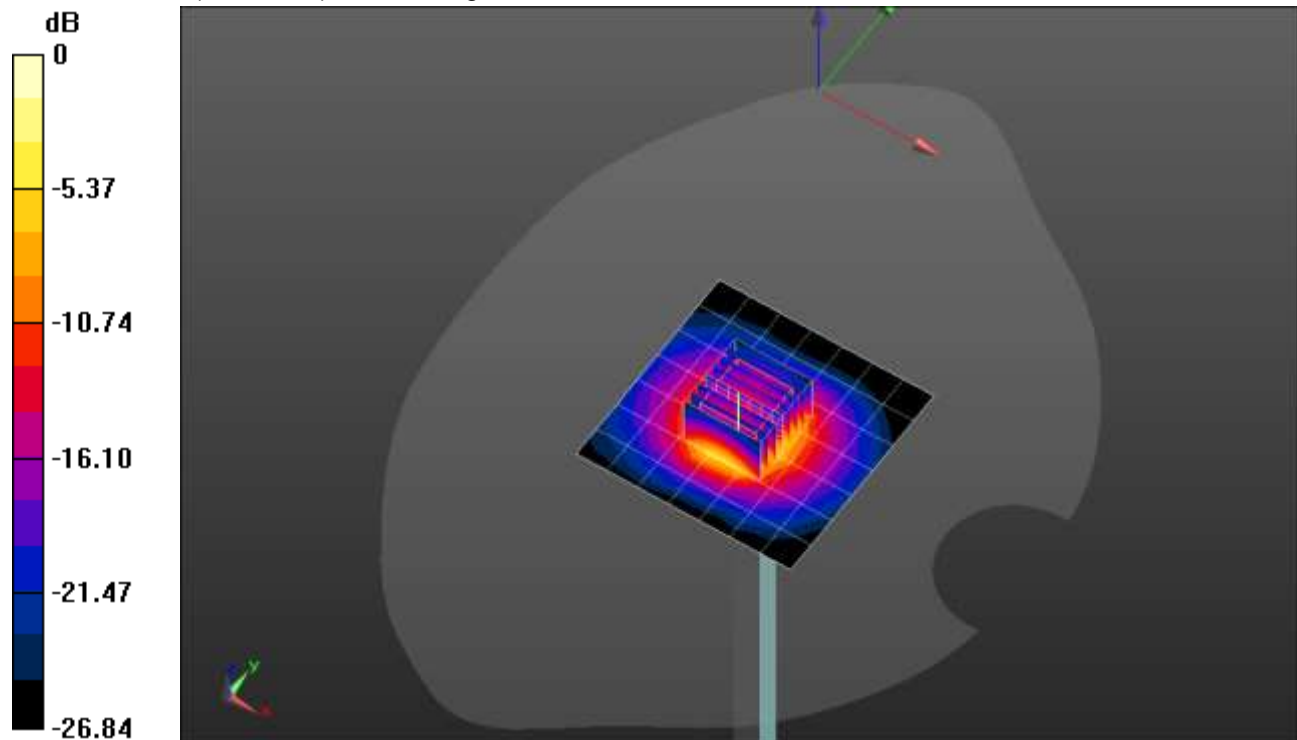
Peak SAR (extrapolated) = 16.8 W/kg

SAR(1 g) = 6.06 W/kg; SAR(10 g) = 2.21 W/kg

Smallest distance from peaks to all points 3 dB below = 8.5 mm

Ratio of SAR at M2 to SAR at M1 = 53.5%

Maximum value of SAR (measured) = 9.32 W/kg



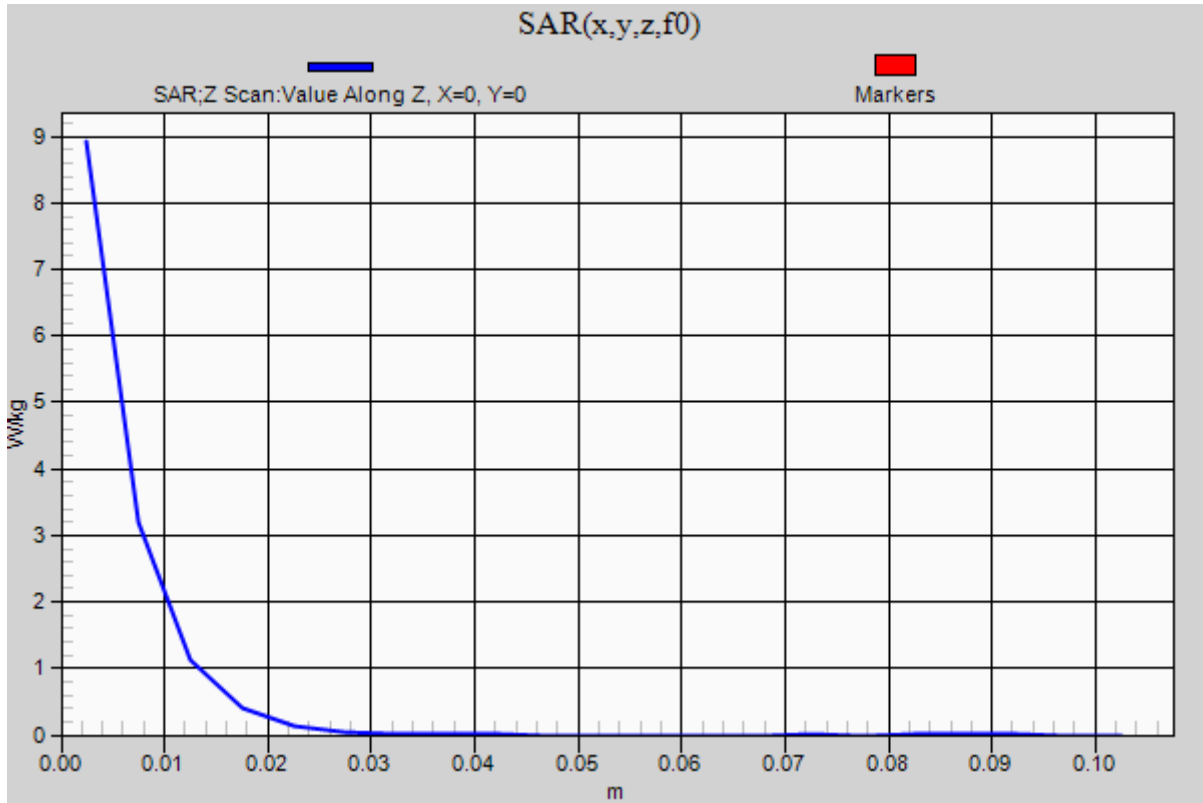
0 dB = 9.32 W/kg = 9.69 dBW/kg

20210706_SystemPerformanceCheck-D3700V2 SN 1039

Frequency: 3500 MHz; Duty Cycle: 1:1

Head/Pin=100 mW/Z Scan (1x1x21): Measurement grid: dx=20mm, dy=20mm, dz=5mm

Maximum value of SAR (measured) = 8.92 W/kg



20210706_SystemPerformanceCheck-D3900V2 SN 1052

Frequency: 3840 MHz; Duty Cycle: 1:1; Room Ambient Temperature: 24.0°C; Liquid Temperature: 23.0°C
 Medium parameters used: $f = 3840 \text{ MHz}$; $\sigma = 3.106 \text{ S/m}$; $\epsilon_r = 37.432$; $\rho = 1000 \text{ kg/m}^3$

DASY5 Configuration:

- Area Scan Setting: Find Secondary Maximum Within: 2.0 dB and with a peak SAR value greater than 0.0012W/kg
- Electronics: DAE4 Sn1463; Calibrated: 10/7/2020
- Probe: EX3DV4 - SN3988; ConvF(6.44, 6.44, 6.44) @ 3840 MHz; Calibrated: 10/16/2020
- Sensor-Surface: 2.5mm (Mechanical Surface Detection)
- Phantom: Twin-SAM V5.0 (30deg probe tilt); Type: QD 000 P40 CE; Serial: xxxx

Head/Pin=100 mW/Area Scan (8x8x1): Measurement grid: dx=12mm, dy=12mm

Maximum value of SAR (measured) = 9.71 W/kg

Head/Pin=100 mW/Zoom Scan (8x8x8)/Cube 0: Measurement grid: dx=4.3mm, dy=4.3mm, dz=3mm

Reference Value = 60.77 V/m; Power Drift = -0.12 dB

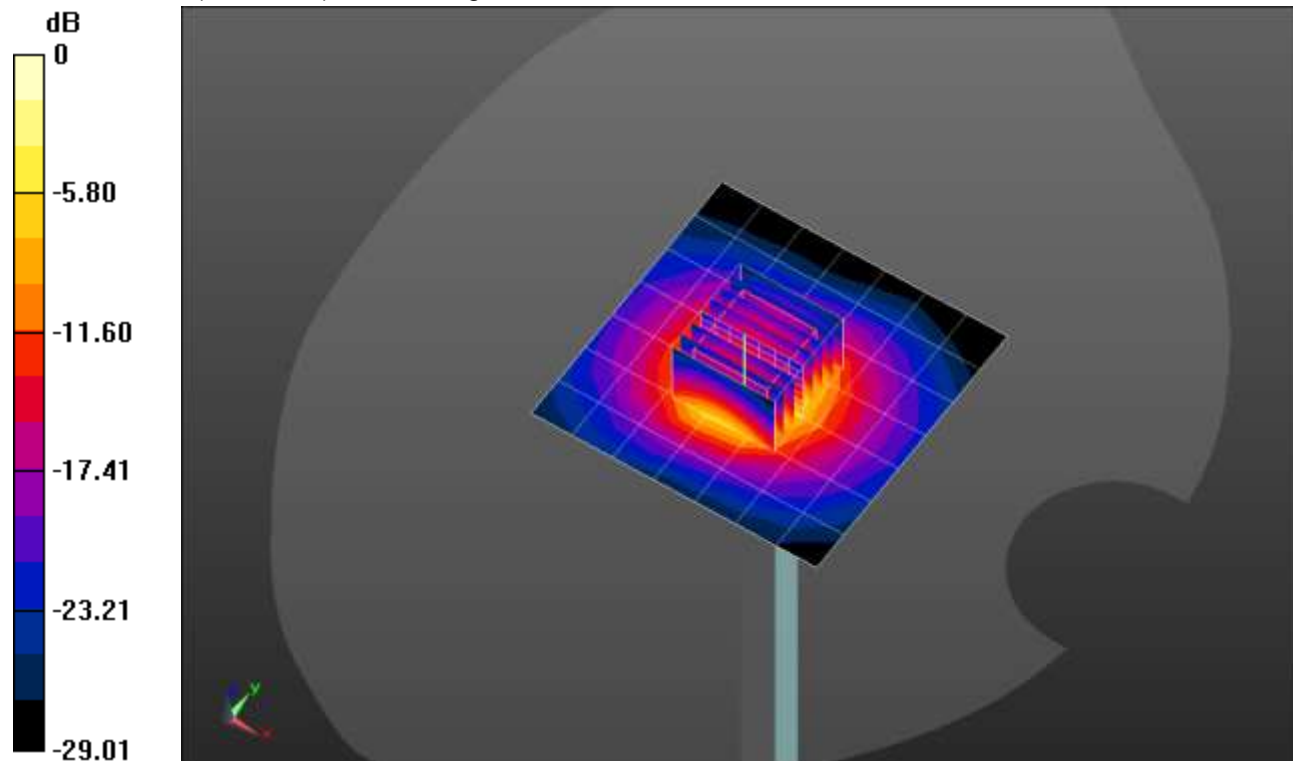
Peak SAR (extrapolated) = 20.5 W/kg

SAR(1 g) = 7.66 W/kg; SAR(10 g) = 2.67 W/kg

Smallest distance from peaks to all points 3 dB below = 8.5 mm

Ratio of SAR at M2 to SAR at M1 = 54.9%

Maximum value of SAR (measured) = 12.0 W/kg

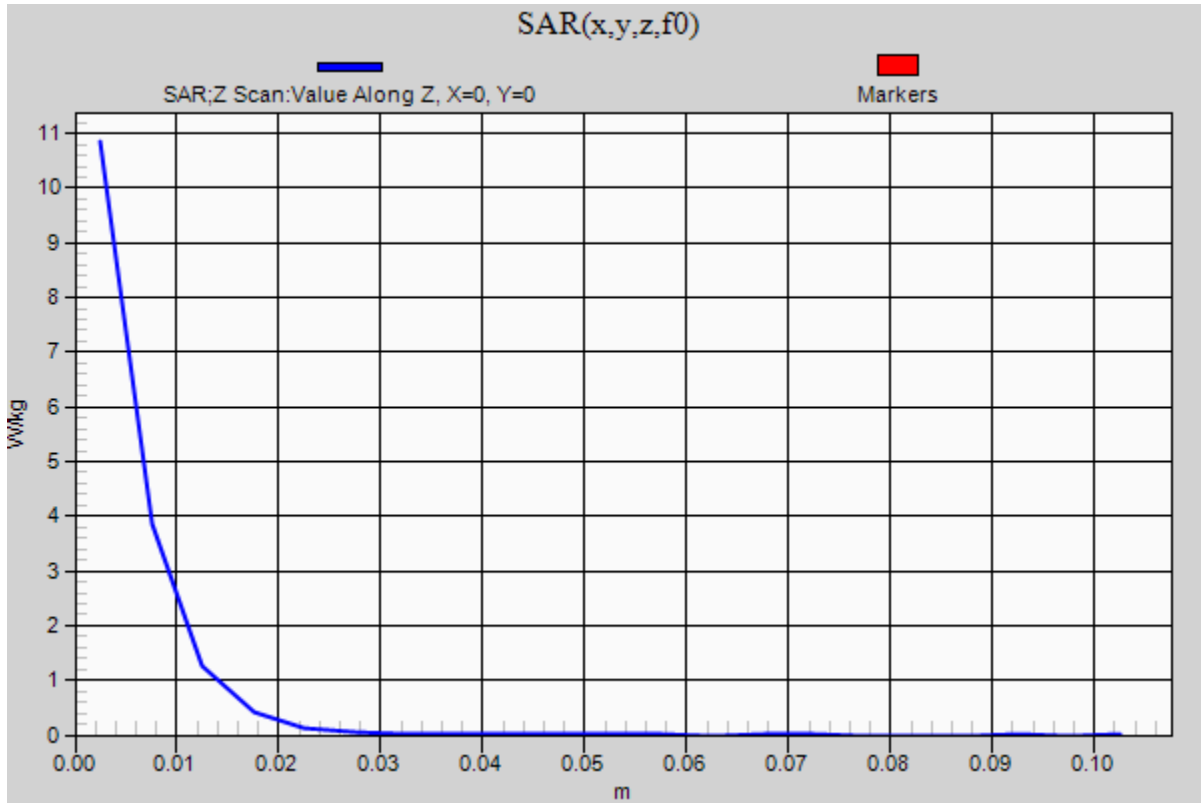


0 dB = 12.0 W/kg = 10.79 dBW/kg

20210706_SystemPerformanceCheck-D3900V2 SN 1052

Frequency: 3840 MHz; Duty Cycle: 1:1

Head/Pin=100 mW/Z Scan (1x1x21): Measurement grid: dx=20mm, dy=20mm, dz=5mm
Maximum value of SAR (measured) = 10.8 W/kg



20210705_SystemPerformanceCheck-D1750V2 SN 1050

Frequency: 1750 MHz; Duty Cycle: 1:1; Room Ambient Temperature: 24.0°C; Liquid Temperature: 23.0°C
 Medium parameters used: $f = 1750$ MHz; $\sigma = 1.425$ S/m; $\epsilon_r = 39.946$; $\rho = 1000$ kg/m³

DASY5 Configuration:

- Area Scan Setting: Find Secondary Maximum Within: 2.0 dB and with a peak SAR value greater than 0.0012W/kg
- Electronics: DAE4 Sn1673; Calibrated: 5/6/2021
- Probe: EX3DV4 - SN3991; ConvF(8.52, 8.52, 8.52) @ 1750 MHz; Calibrated: 7/27/2020
- Sensor-Surface: 2.5mm (Mechanical Surface Detection)
- Phantom: Twin-SAM V5.0 (20deg probe tilt); Type: QD 000 P40 CD; Serial: xxxx

Head/Pin=100 mW/Area Scan (7x7x1): Measurement grid: dx=15mm, dy=15mm

Maximum value of SAR (measured) = 5.24 W/kg

Head/Pin=100 mW/Zoom Scan (7x7x7)/Cube 0: Measurement grid: dx=5mm, dy=5mm, dz=5mm

Reference Value = 61.16 V/m; Power Drift = 0.18 dB

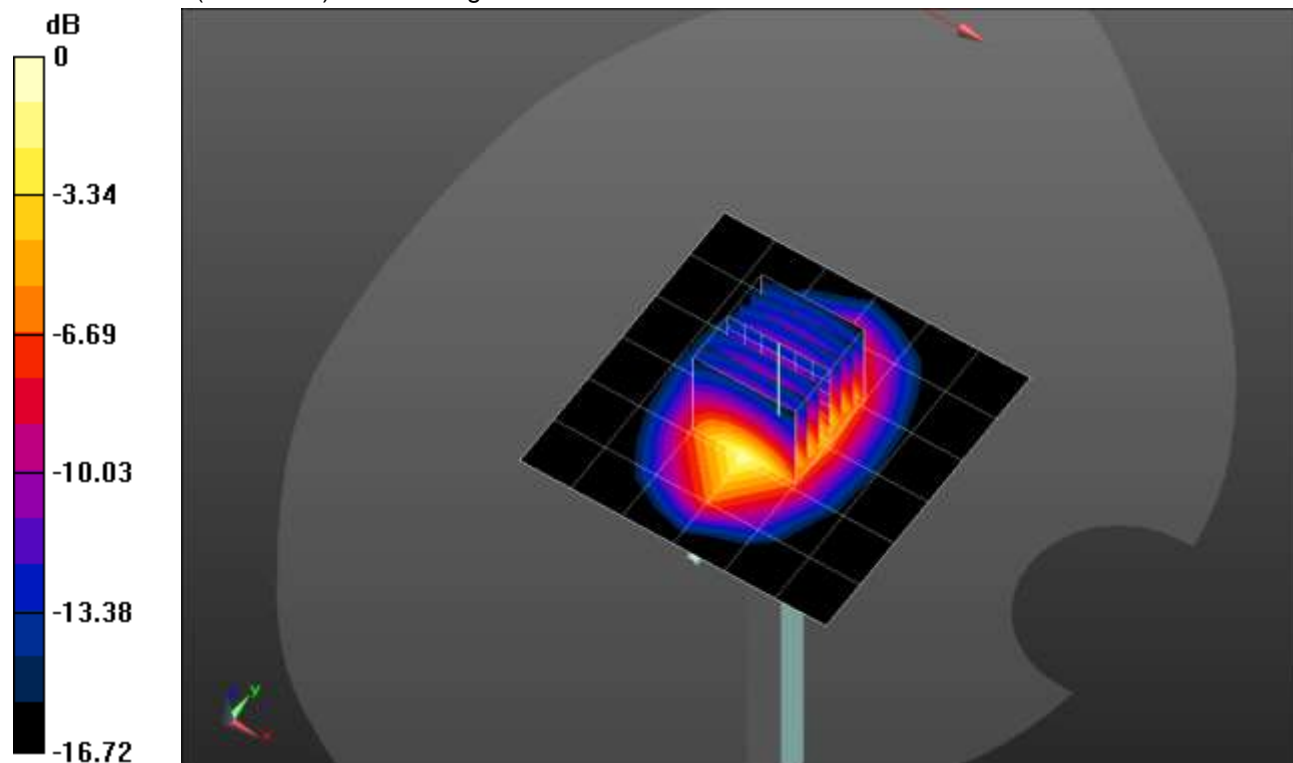
Peak SAR (extrapolated) = 7.32 W/kg

SAR(1 g) = 4.03 W/kg; SAR(10 g) = 2.14 W/kg

Smallest distance from peaks to all points 3 dB below = 11 mm

Ratio of SAR at M2 to SAR at M1 = 55.5%

Maximum value of SAR (measured) = 5.41 W/kg

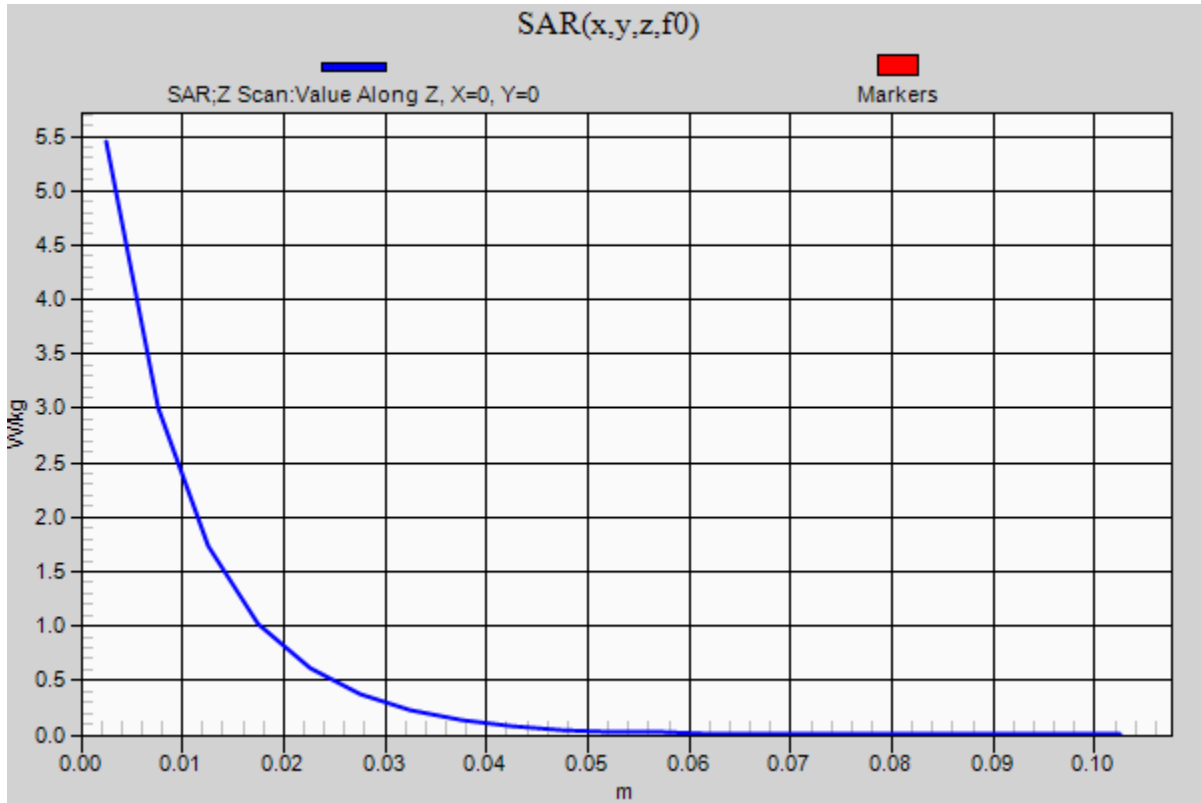


0 dB = 5.41 W/kg = 7.33 dBW/kg

20210705_SystemPerformanceCheck-D1750V2 SN 1050

Frequency: 1750 MHz; Duty Cycle: 1:1

Head/Pin=100 mW /Z Scan (1x1x21): Measurement grid: dx=20mm, dy=20mm, dz=5mm
Maximum value of SAR (measured) = 5.45 W/kg



20210705_SystemPerformanceCheck-D1900V2 SN 5d140

Frequency: 1900 MHz; Duty Cycle: 1:1; Room Ambient Temperature: 24.0°C; Liquid Temperature: 23.0°C
 Medium parameters used: $f = 1900 \text{ MHz}$; $\sigma = 1.421 \text{ S/m}$; $\epsilon_r = 38.691$; $\rho = 1000 \text{ kg/m}^3$

DASY5 Configuration:

- Area Scan Setting: Find Secondary Maximum Within: 2.0 dB and with a peak SAR value greater than 0.0012W/kg
- Electronics: DAE4 Sn1673; Calibrated: 5/6/2021
- Probe: EX3DV4 - SN3991; ConvF(8.21, 8.21, 8.21) @ 1900 MHz; Calibrated: 7/27/2020
- Sensor-Surface: 2.5mm (Mechanical Surface Detection)
- Phantom: Twin-SAM V5.0 (20deg probe tilt); Type: QD 000 P40 CD; Serial: xxxx

Head/Pin=100 mW/Area Scan (7x7x1): Measurement grid: dx=15mm, dy=15mm

Maximum value of SAR (measured) = 5.13 W/kg

Head/Pin=100 mW/Zoom Scan (7x7x7)/Cube 0: Measurement grid: dx=5mm, dy=5mm, dz=5mm

Reference Value = 59.93 V/m; Power Drift = 0.10 dB

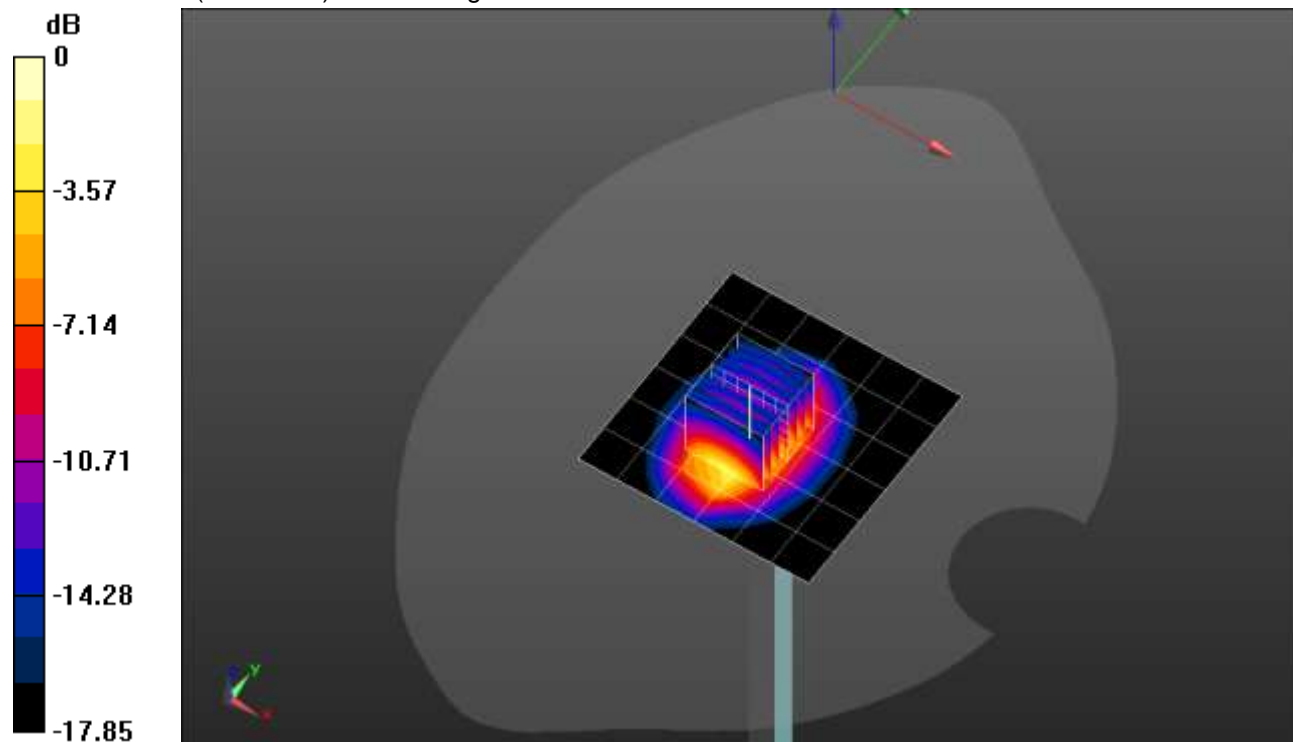
Peak SAR (extrapolated) = 8.36 W/kg

SAR(1 g) = 4.42 W/kg; SAR(10 g) = 2.26 W/kg

Smallest distance from peaks to all points 3 dB below = 10 mm

Ratio of SAR at M2 to SAR at M1 = 53.7%

Maximum value of SAR (measured) = 6.06 W/kg



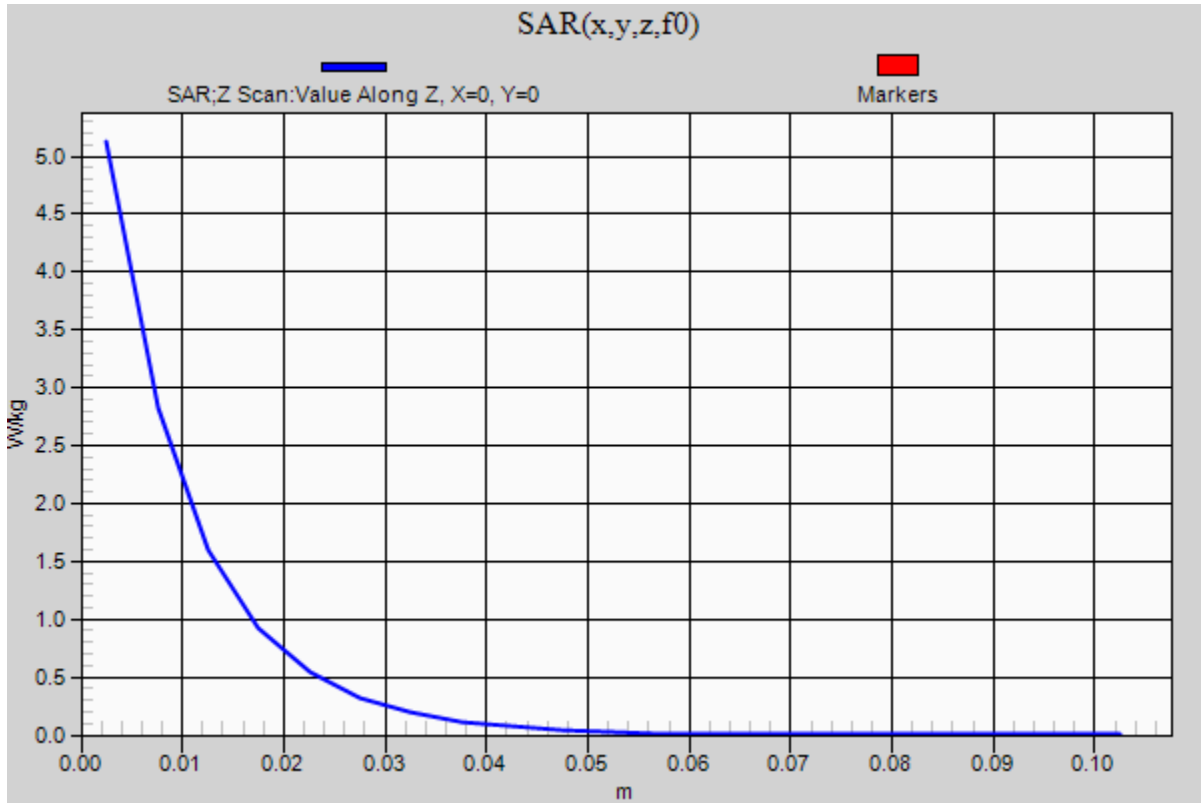
0 dB = 6.06 W/kg = 7.82 dBW/kg

2021_07_05_SystemPerformanceCheck-D1900V2 SN 5d140

Frequency: 1900 MHz; Duty Cycle: 1:1

Head/Pin=100 mW/Z Scan (1x1x21): Measurement grid: dx=20mm, dy=20mm, dz=5mm

Maximum value of SAR (measured) = 5.13 W/kg



20210705_SystemPerformanceCheck-D2600V2 SN 1006

Frequency: 2600 MHz; Duty Cycle: 1:1; Room Ambient Temperature: 24.0°C; Liquid Temperature: 23.0°C
 Medium parameters used: $f = 2600$ MHz; $\sigma = 2.014$ S/m; $\epsilon_r = 38.553$; $\rho = 1000$ kg/m³

DASY5 Configuration:

- Area Scan Setting: Find Secondary Maximum Within: 2.0 dB and with a peak SAR value greater than 0.0012W/kg
- Electronics: DAE4 Sn1673; Calibrated: 5/6/2021
- Probe: EX3DV4 - SN3991; ConvF(7.44, 7.44, 7.44) @ 2600 MHz; Calibrated: 7/27/2020
- Sensor-Surface: 2.5mm (Mechanical Surface Detection)
- Phantom: Twin-SAM V5.0 (20deg probe tilt); Type: QD 000 P40 CD; Serial: xxxx

Head/Pin=100 mW/Area Scan (8x8x1): Measurement grid: dx=12mm, dy=12mm

Maximum value of SAR (measured) = 4.37 W/kg

Head/Pin=100 mW/Zoom Scan (7x7x7)/Cube 0: Measurement grid: dx=5mm, dy=5mm, dz=5mm

Reference Value = 58.41 V/m; Power Drift = 0.03 dB

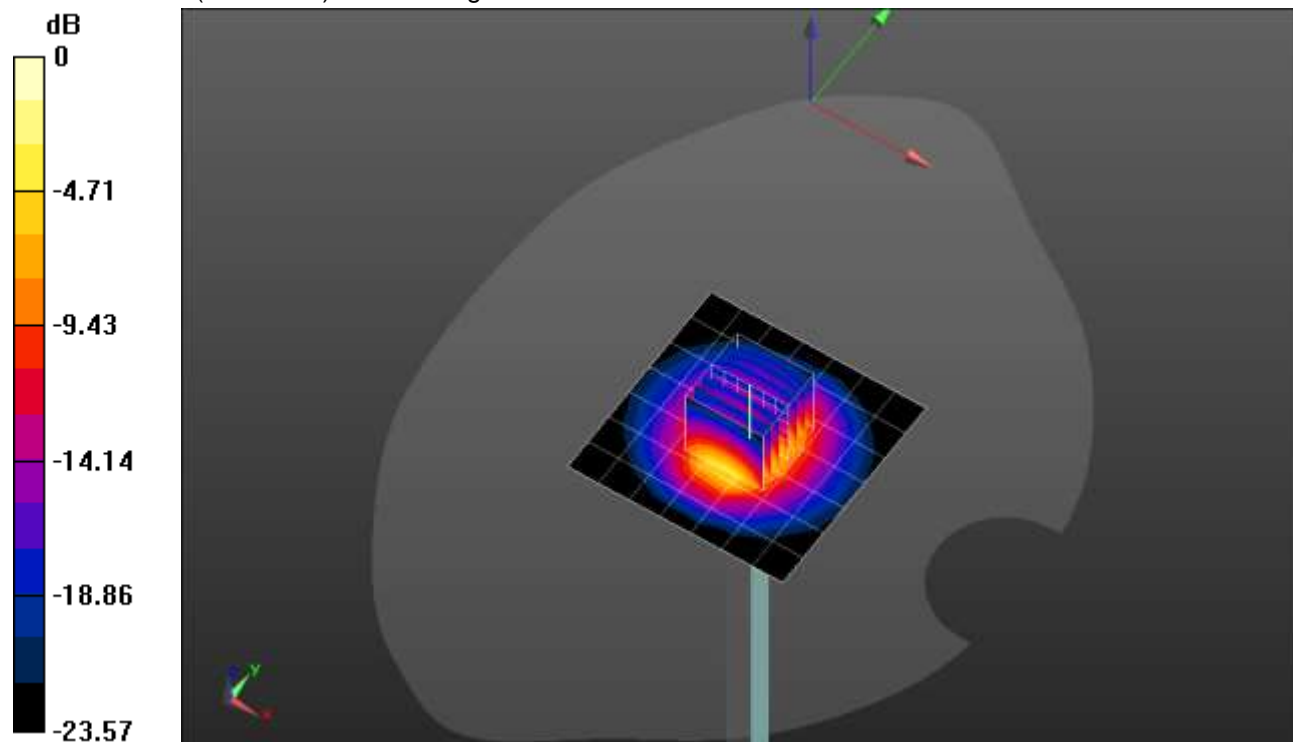
Peak SAR (extrapolated) = 10.2 W/kg

SAR(1 g) = 4.72 W/kg; SAR(10 g) = 2.12 W/kg

Smallest distance from peaks to all points 3 dB below = 9.8 mm

Ratio of SAR at M2 to SAR at M1 = 47%

Maximum value of SAR (measured) = 6.84 W/kg



0 dB = 6.84 W/kg = 8.35 dBW/kg

2021-07-05_SystemPerformanceCheck-D2600V2 SN 1006

Frequency: 2600 MHz; Duty Cycle: 1:1

Head/Pin=100 mW/Z Scan (1x1x21): Measurement grid: dx=20mm, dy=20mm, dz=5mm

Maximum value of SAR (measured) = 6.80 W/kg

