

GSM 850

Communication System: UID 0, 1@EGPRS-FDD (TDMA, 8PSK, 2 slot) (0); Frequency: 824.2 MHz;Duty Cycle: 1:4.00037

T-Coil scan (scan for ANSI C63.19 2011 compliance)/GSM 850_EDGE 2 Slots_Ch 128_Port A_ANT1/z (axial) wideband at best S/N/ABM Freq Resp(x,y,z,f) (1x1x1): Measurement

grid: dx=10mm, dy=10mm

Signal Type: Audio File (.wav) 48k_voice_300-3000_2s.wav

Output Gain: 72.86

Measure Window Start: 300ms

Measure Window Length: 2000ms

BWC applied: 10.80 dB

Device Reference Point: 0, 0, -6.3 mm

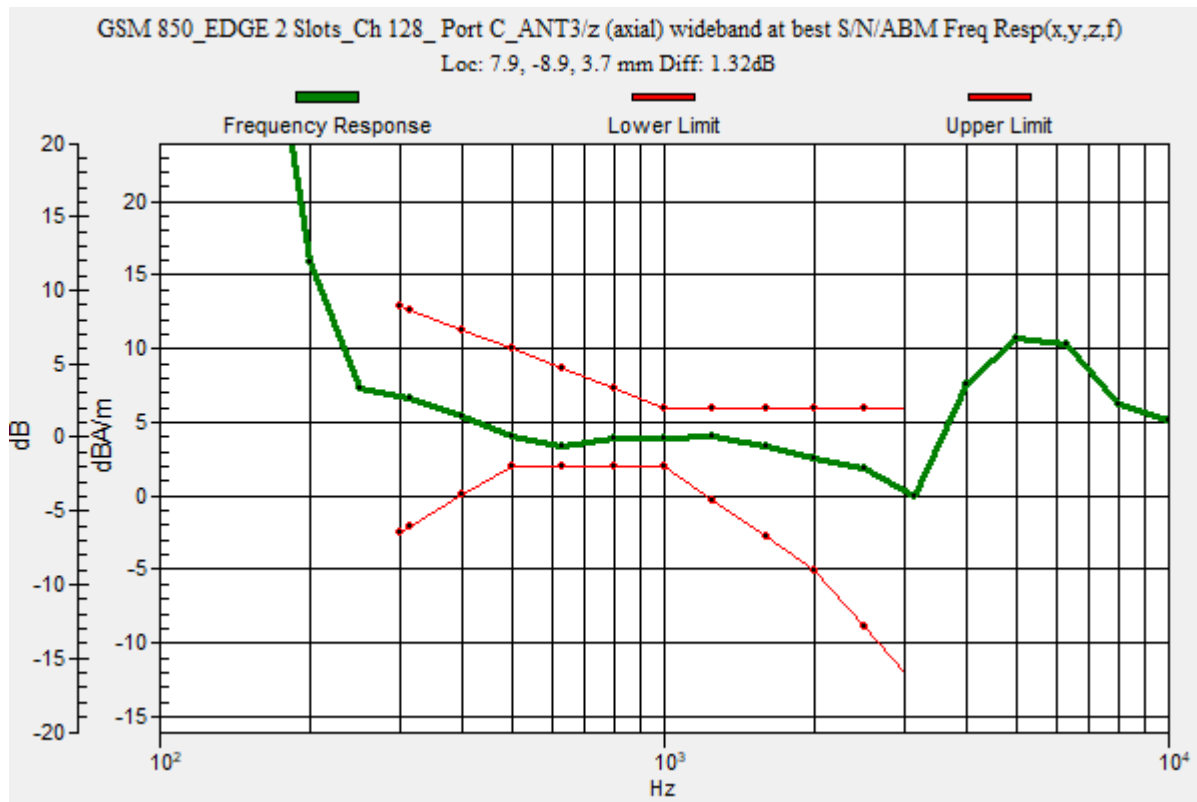
Category	Telephone parameters WD signal quality [(signal+noise)-to-noise ratio in decibels]
Category T1	0 dB to 10 dB
Category T2	10 dB to 20 dB
Category T3	20 dB to 30 dB
Category T4	> 30 dB

Cursor:

Diff = 1.32 dB

BWC Factor = 10.80 dB

Location: 7.9, -8.9, 3.7 mm



GSM 850

Communication System: UID 0, 1@EGPRS-FDD (TDMA, 8PSK, 2 slot) (0); Frequency: 824.2 MHz; Duty Cycle: 1:4.00037

Phantom section: TCoil Section

DASY5 Configuration:

- Probe: AM1DV3 - 3092; ; Calibrated: 4/16/2020
- Sensor-Surface: 0mm (Fix Surface)
- Electronics: DAE4 Sn1540; Calibrated: 2/21/2020
- Phantom: HAC Test Arch with AMCC; Type: SD HAC P01 BB
- Measurement SW: DASY52, Version 52.10 (4);SEMCAD X Version 14.6.14 (7483)

T-Coil scan (scan for ANSI C63.19 2011 compliance)/GSM 850_EDGE 2 Slots_Ch 128_Port A_ANT1/z (axial) 4.2mm 50 x 50/ABM Interpolated SNR(x,y,z) (121x121x1): Interpolated

grid: dx=1.000 mm, dy=1.000 mm

Signal Type: Audio File (.wav) 48k_voice_1kHz_1s.wav

Output Gain: 37.15

Measure Window Start: 300ms

Measure Window Length: 1000ms

BWC applied: 0.16 dB

Device Reference Point: 0, 0, -6.3 mm

Cursor:

ABM1/ABM2 = 41.35 dB


ABM1 comp = 5.44 dBA/m

BWC Factor = 0.16 dB

Location: 7.9, -8.8, 3.7 mm

ABM2 = -24.61 dBA/m

Location: 25, -8.3, 3.7 mm



0 dB = 1.000 = 0.00 dB

GSM 850

Communication System: UID 0, 1@EGPRS-FDD (TDMA, 8PSK, 2 slot) (0); Frequency: 824.2 MHz; Duty Cycle: 1:4.00037

Phantom section: TCoil Section

DASY5 Configuration:

- Probe: AM1DV3 - 3092; ; Calibrated: 4/16/2020
- Sensor-Surface: 0mm (Fix Surface)
- Electronics: DAE4 Sn1540; Calibrated: 2/21/2020
- Phantom: HAC Test Arch with AMCC; Type: SD HAC P01 BB
- Measurement SW: DASY52, Version 52.10 (4);SEMCAD X Version 14.6.14 (7483)

T-Coil scan (scan for ANSI C63.19 2011 compliance)/GSM 850_EDGE 2 Slots_Ch 128_Port A_ANT1/y (transversal) 4.2mm 50 x 50/ABM Interpolated SNR(x,y,z) (121x121x1):

Interpolated grid: dx=1.000 mm, dy=1.000 mm

Signal Type: Audio File (.wav) 48k_voice_1kHz_1s.wav

Output Gain: 37.15

Measure Window Start: 300ms

Measure Window Length: 1000ms

BWC applied: 0.16 dB

Device Reference Point: 0, 0, -6.3 mm

Cursor:

ABM1/ABM2 = 41.93 dB


ABM1 comp = -3.11 dBA/m

BWC Factor = 0.16 dB

Location: 7.1, -3.8, 3.7 mm

ABM2 = -31.05 dBA/m

Location: 25, -25, 3.7 mm



0 dB = 1.000 = 0.00 dB

GSM 1900

Communication System: UID 0, 1@EGPRS-FDD (TDMA, 8PSK, 2 slot) (0); Frequency: 1850.2 MHz;Duty Cycle: 1:4.00037

T-Coil scan (scan for ANSI C63.19 2011 compliance)/GSM 1900_EDGE 2 Slots_Ch 512_Port C_ANT3/z (axial) wideband at best S/N/ABM Freq Resp(x,y,z,f) (1x1x1): Measurement

grid: dx=10mm, dy=10mm

Signal Type: Audio File (.wav) 48k_voice_300-3000_2s.wav

Output Gain: 72.86

Measure Window Start: 300ms

Measure Window Length: 2000ms

BWC applied: 10.80 dB

Device Reference Point: 0, 0, -6.3 mm

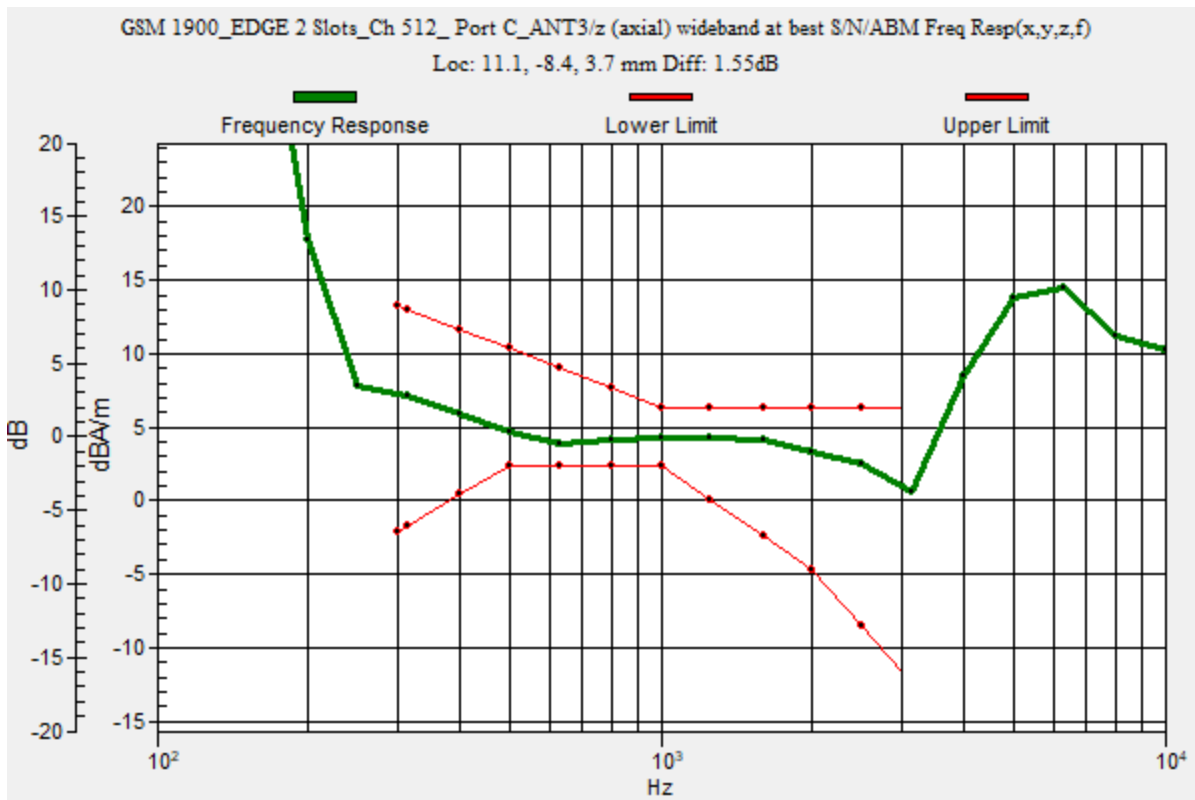
Category	Telephone parameters WD signal quality [(signal+noise)-to-noise ratio in decibels]
Category T1	0 dB to 10 dB
Category T2	10 dB to 20 dB
Category T3	20 dB to 30 dB
Category T4	> 30 dB

Cursor:

Diff = 1.55 dB

BWC Factor = 10.80 dB

Location: 11.1, -8.4, 3.7 mm



GSM 1900

Communication System: UID 0, 1@EGPRS-FDD (TDMA, 8PSK, 2 slot) (0); Frequency: 1850.2 MHz; Duty Cycle: 1:4.00037

Phantom section: TCoil Section

DASY5 Configuration:

- Probe: AM1DV3 - 3092; ; Calibrated: 4/16/2020
- Sensor-Surface: 0mm (Fix Surface)
- Electronics: DAE4 Sn1540; Calibrated: 2/21/2020
- Phantom: HAC Test Arch with AMCC; Type: SD HAC P01 BB
- Measurement SW: DASY52, Version 52.10 (4);SEMCAD X Version 14.6.14 (7483)

T-Coil scan (scan for ANSI C63.19 2011 compliance)/GSM 1900_EDGE 2 Slots_Ch 512_ Port C_ANT3/z (axial) Single Point/ABM SNR(x,y,z) (1x1x1): Measurement grid: dx=10mm, dy=10mm

Signal Type: Audio File (.wav) 48k_voice_1kHz_1s.wav

Output Gain: 37.15

Measure Window Start: 300ms

Measure Window Length: 1000ms

BWC applied: 0.16 dB

Device Reference Point: 0, 0, -6.3 mm

Cursor:

ABM1/ABM2 = 41.45 dB


ABM1 comp = 5.98 dBA/m

BWC Factor = 0.16 dB

Location: 11.1, -8.4, 3.7 mm

ABM2 = -35.47 dBA/m

Location: 11.1, -8.4, 3.7 mm



0 dB = 1.000 = 0.00 dB

GSM 1900

Communication System: UID 0, 1@EGPRS-FDD (TDMA, 8PSK, 2 slot) (0); Frequency: 1850.2 MHz; Duty Cycle: 1:4.00037

Phantom section: TCoil Section

DASY5 Configuration:

- Probe: AM1DV3 - 3092; ; Calibrated: 4/16/2020
- Sensor-Surface: 0mm (Fix Surface)
- Electronics: DAE4 Sn1540; Calibrated: 2/21/2020
- Phantom: HAC Test Arch with AMCC; Type: SD HAC P01 BB
- Measurement SW: DASY52, Version 52.10 (4);SEMCAD X Version 14.6.14 (7483)

T-Coil scan (scan for ANSI C63.19 2011 compliance)/GSM 1900_EDGE 2 Slots_Ch 512_Port C_ANT3/y (transversal) Single Point/ABM SNR(x,y,z) (1x1x1): Measurement grid: dx=10mm, dy=10mm

Signal Type: Audio File (.wav) 48k_voice_1kHz_1s.wav

Output Gain: 37.15

Measure Window Start: 300ms

Measure Window Length: 1000ms

BWC applied: 0.16 dB

Device Reference Point: 0, 0, -6.3 mm

Cursor:

ABM1/ABM2 = 34.61 dB


ABM1 comp = -4.57 dBA/m

BWC Factor = 0.16 dB

Location: 6.5, -0.6, 3.7 mm

ABM2 = -39.19 dBA/m

Location: 6.5, -0.6, 3.7 mm



0 dB = 1.000 = 0.00 dB

W-CDMA BII

Communication System: UID 0, 1@UMTS-FDD (WCDMA) (0); Frequency: 1880 MHz;Duty Cycle: 1:1

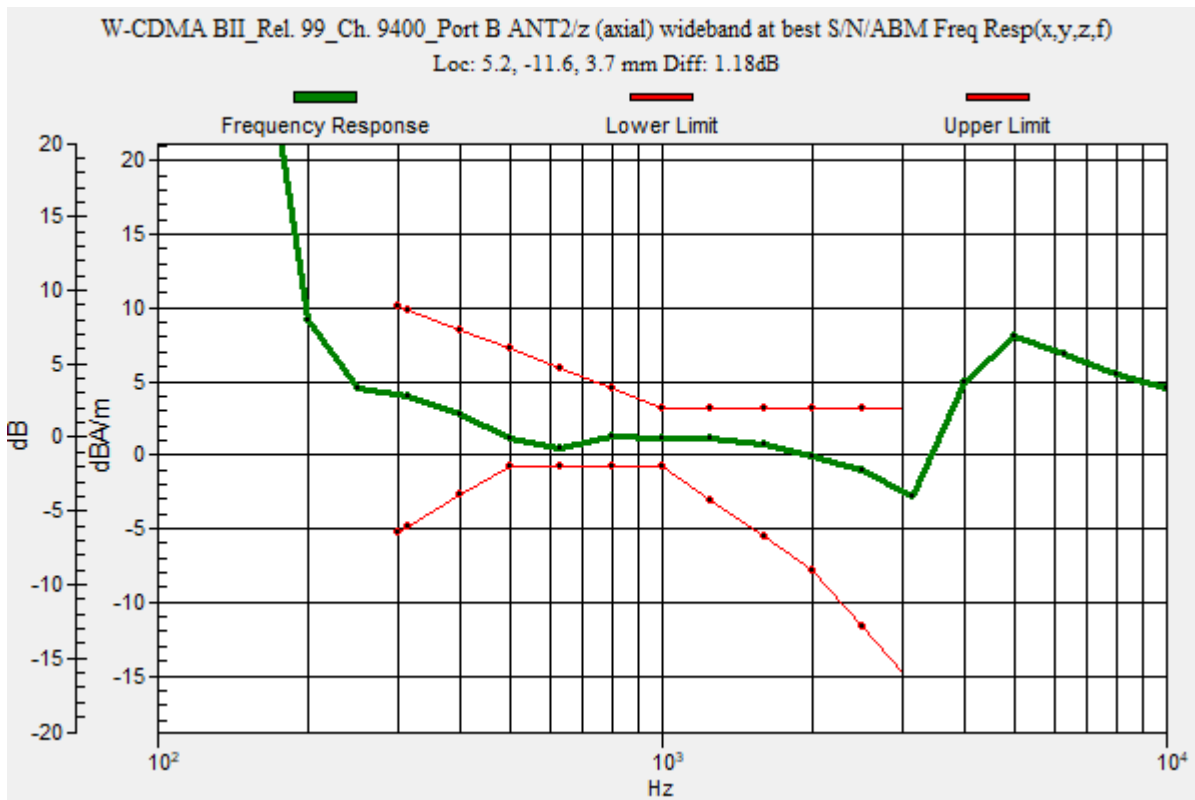
T-Coil scan (scan for ANSI C63.19 2011 compliance)/W-CDMA BII_Rel. 99_Ch. 9400_Port B ANT2/z (axial) wideband at best S/N/ABM Freq Resp(x,y,z,f) (1x1x1):

Measurement grid: dx=10mm, dy=10mm
 Signal Type: Audio File (.wav) 48k_voice_300-3000_2s.wav
 Output Gain: 72.86
 Measure Window Start: 300ms
 Measure Window Length: 2000ms
 BWC applied: 10.80 dB
 Device Reference Point: 0, 0, -6.3 mm

Category	Telephone parameters WD signal quality [(signal+noise)-to-noise ratio in decibels]
Category T1	0 dB to 10 dB
Category T2	10 dB to 20 dB
Category T3	20 dB to 30 dB
Category T4	> 30 dB

Cursor:

Diff = 1.18 dB
 BWC Factor = 10.80 dB
 Location: 5.2, -11.6, 3.7 mm



W-CDMA BII

Communication System: UID 0, 1@UMTS-FDD (WCDMA) (0); Frequency: 1880 MHz; Duty Cycle: 1:1

Phantom section: TCoil Section

DASY5 Configuration:

- Probe: AM1DV3 - 3092; ; Calibrated: 4/16/2020
- Sensor-Surface: 0mm (Fix Surface)
- Electronics: DAE4 Sn1540; Calibrated: 2/21/2020
- Phantom: HAC Test Arch with AMCC; Type: SD HAC P01 BB
- Measurement SW: DASY52, Version 52.10 (4);SEMCAD X Version 14.6.14 (7483)

T-Coil scan (scan for ANSI C63.19 2011 compliance)/W-CDMA BII_Rel. 99_Ch. 9400_Port B ANT2/z (axial) 4.2mm 50 x 50/ABM Interpolated SNR(x,y,z) (121x121x1):

Interpolated grid: dx=1.000 mm, dy=1.000 mm

Signal Type: Audio File (.wav) 48k_voice_1kHz_1s.wav

Output Gain: 37.15

Measure Window Start: 300ms

Measure Window Length: 1000ms

BWC applied: 0.16 dB

Device Reference Point: 0, 0, -6.3 mm

Cursor:

ABM1/ABM2 = 45.48 dB


ABM1 comp = 2.54 dBA/m

BWC Factor = 0.16 dB

Location: 5.4, -11.7, 3.7 mm

ABM2 = -32.16 dBA/m

Location: 25, -4.2, 3.7 mm



0 dB = 1.000 = 0.00 dB

W-CDMA BII

Communication System: UID 0, 1@UMTS-FDD (WCDMA) (0); Frequency: 1880 MHz; Duty Cycle: 1:1

Phantom section: TCoil Section

DASY5 Configuration:

- Probe: AM1DV3 - 3092; ; Calibrated: 4/16/2020
- Sensor-Surface: 0mm (Fix Surface)
- Electronics: DAE4 Sn1540; Calibrated: 2/21/2020
- Phantom: HAC Test Arch with AMCC; Type: SD HAC P01 BB
- Measurement SW: DASY52, Version 52.10 (4);SEMCAD X Version 14.6.14 (7483)

T-Coil scan (scan for ANSI C63.19 2011 compliance)/W-CDMA BII_Rel. 99_Ch. 9400_Port B ANT2/y (transversal) 4.2mm 50 x 50/ABM Interpolated SNR(x,y,z) (121x121x1):

Interpolated grid: dx=1.000 mm, dy=1.000 mm

Signal Type: Audio File (.wav) 48k_voice_1kHz_1s.wav

Output Gain: 37.15

Measure Window Start: 300ms

Measure Window Length: 1000ms

BWC applied: 0.16 dB

Device Reference Point: 0, 0, -6.3 mm

Cursor:

ABM1/ABM2 = 46.91 dB


ABM1 comp = -3.40 dBA/m

BWC Factor = 0.16 dB

Location: 5.4, 0, 3.7 mm

ABM2 = -29.81 dBA/m

Location: 25, -20.8, 3.7 mm



0 dB = 1.000 = 0.00 dB

W-CDMA BIV

Communication System: UID 0, 1@UMTS-FDD (WCDMA) (0); Frequency: 1732.6 MHz;Duty Cycle: 1:1

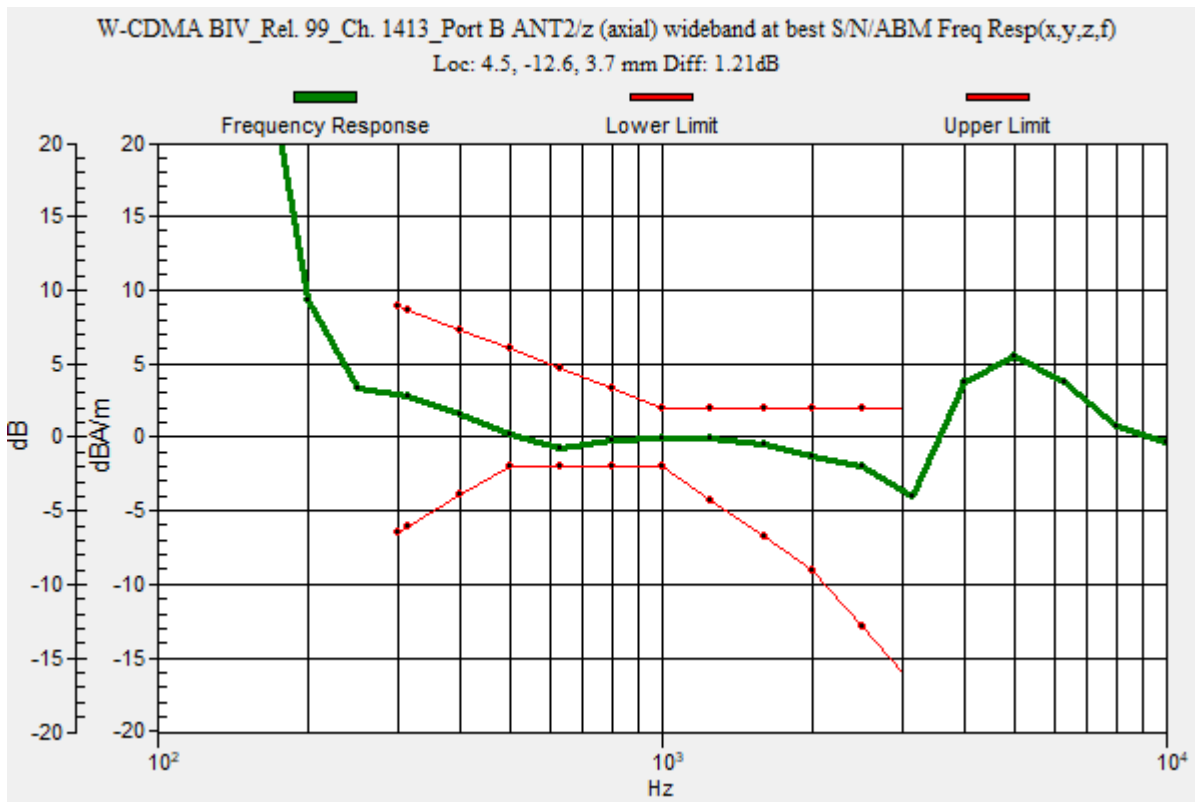
T-Coil scan (scan for ANSI C63.19 2011 compliance)/W-CDMA BIV_Rel. 99_Ch. 1413_Port B ANT2/z (axial) wideband at best S/N/ABM Freq Resp(x,y,z,f) (1x1x1):

Measurement grid: dx=10mm, dy=10mm
 Signal Type: Audio File (.wav) 48k_voice_300-3000_2s.wav
 Output Gain: 72.86
 Measure Window Start: 300ms
 Measure Window Length: 2000ms
 BWC applied: 10.80 dB
 Device Reference Point: 0, 0, -6.3 mm

Category	Telephone parameters WD signal quality [(signal+noise)-to-noise ratio in decibels]
Category T1	0 dB to 10 dB
Category T2	10 dB to 20 dB
Category T3	20 dB to 30 dB
Category T4	> 30 dB

Cursor:

Diff = 1.21 dB
 BWC Factor = 10.80 dB
 Location: 4.5, -12.6, 3.7 mm



W-CDMA BIV

Communication System: UID 0, 1@UMTS-FDD (WCDMA) (0); Frequency: 1732.6 MHz; Duty Cycle: 1:1

Phantom section: TCoil Section

DASY5 Configuration:

- Probe: AM1DV3 - 3092; ; Calibrated: 4/16/2020
- Sensor-Surface: 0mm (Fix Surface)
- Electronics: DAE4 Sn1540; Calibrated: 2/21/2020
- Phantom: HAC Test Arch with AMCC; Type: SD HAC P01 BB
- Measurement SW: DASY52, Version 52.10 (4);SEMCAD X Version 14.6.14 (7483)

T-Coil scan (scan for ANSI C63.19 2011 compliance)/W-CDMA BIV_Rel. 99_Ch. 1413_Port B ANT2/z (axial) 4.2mm 50 x 50/ABM Interpolated SNR(x,y,z) (121x121x1):

Interpolated grid: dx=1.000 mm, dy=1.000 mm

Signal Type: Audio File (.wav) 48k_voice_1kHz_1s.wav

Output Gain: 37.15

Measure Window Start: 300ms

Measure Window Length: 1000ms

BWC applied: 0.16 dB

Device Reference Point: 0, 0, -6.3 mm

Cursor:

ABM1/ABM2 = 48.24 dB


ABM1 comp = 1.48 dBA/m

BWC Factor = 0.16 dB

Location: 4.6, -12.5, 3.7 mm

ABM2 = -36.24 dBA/m

Location: 16.7, -12.5, 3.7 mm



0 dB = 1.000 = 0.00 dB

W-CDMA BIV

Communication System: UID 0, 1@UMTS-FDD (WCDMA) (0); Frequency: 1732.6 MHz; Duty Cycle: 1:1

Phantom section: TCoil Section

DASY5 Configuration:

- Probe: AM1DV3 - 3092; ; Calibrated: 4/16/2020
- Sensor-Surface: 0mm (Fix Surface)
- Electronics: DAE4 Sn1540; Calibrated: 2/21/2020
- Phantom: HAC Test Arch with AMCC; Type: SD HAC P01 BB
- Measurement SW: DASY52, Version 52.10 (4);SEMCAD X Version 14.6.14 (7483)

T-Coil scan (scan for ANSI C63.19 2011 compliance)/W-CDMA BIV_Rel. 99_Ch. 1413_Port B ANT2/y (transversal) 4.2mm 50 x 50/ABM Interpolated SNR(x,y,z) (121x121x1):

Interpolated grid: dx=1.000 mm, dy=1.000 mm

Signal Type: Audio File (.wav) 48k_voice_1kHz_1s.wav

Output Gain: 37.15

Measure Window Start: 300ms

Measure Window Length: 1000ms

BWC applied: 0.16 dB

Device Reference Point: 0, 0, -6.3 mm

Cursor:

ABM1/ABM2 = 47.98 dB


ABM1 comp = -2.18 dBA/m

BWC Factor = 0.16 dB

Location: 7.9, -2.9, 3.7 mm

ABM2 = -35.40 dBA/m

Location: 25, -20.8, 3.7 mm



0 dB = 1.000 = 0.00 dB

W-CDMA BV

Communication System: UID 0, 1@UMTS-FDD (WCDMA) (0); Frequency: 836.6 MHz;Duty Cycle: 1:1

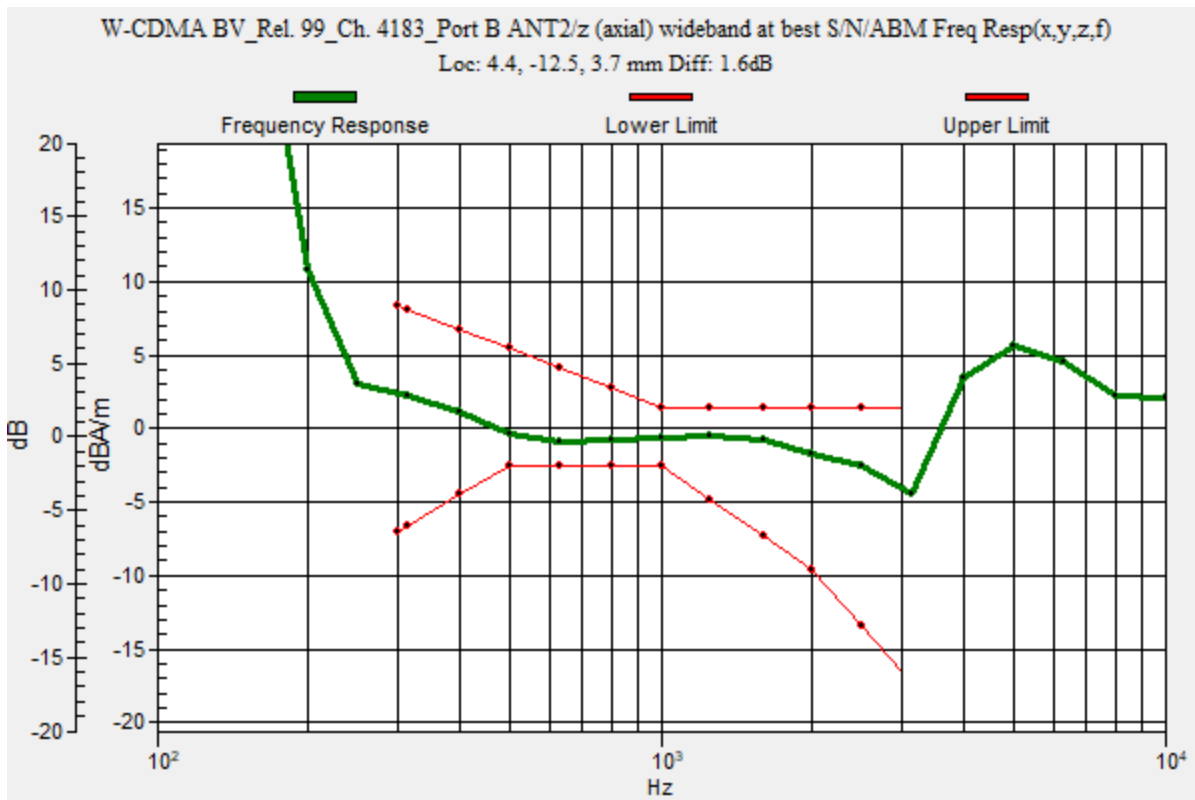
T-Coil scan (scan for ANSI C63.19 2011 compliance)/W-CDMA BV_Rel. 99_Ch. 4183_Port B ANT2/z (axial) wideband at best S/N/ABM Freq Resp(x,y,z,f) (1x1x1):

Measurement grid: dx=10mm, dy=10mm
 Signal Type: Audio File (.wav) 48k_voice_300-3000_2s.wav
 Output Gain: 72.86
 Measure Window Start: 300ms
 Measure Window Length: 2000ms
 BWC applied: 10.80 dB
 Device Reference Point: 0, 0, -6.3 mm

Category	Telephone parameters WD signal quality [(signal+noise)-to-noise ratio in decibels]
Category T1	0 dB to 10 dB
Category T2	10 dB to 20 dB
Category T3	20 dB to 30 dB
Category T4	> 30 dB

Cursor:

Diff = 1.60 dB
 BWC Factor = 10.80 dB
 Location: 4.4, -12.5, 3.7 mm



W-CDMA BV

Communication System: UID 0, 1@UMTS-FDD (WCDMA) (0); Frequency: 836.6 MHz; Duty Cycle: 1:1

Phantom section: TCoil Section

DASY5 Configuration:

- Probe: AM1DV3 - 3092; ; Calibrated: 4/16/2020
- Sensor-Surface: 0mm (Fix Surface)
- Electronics: DAE4 Sn1540; Calibrated: 2/21/2020
- Phantom: HAC Test Arch with AMCC; Type: SD HAC P01 BB
- Measurement SW: DASY52, Version 52.10 (4);SEMCAD X Version 14.6.14 (7483)

T-Coil scan (scan for ANSI C63.19 2011 compliance)/W-CDMA BV_Rel. 99_Ch. 4183_Port B ANT2/z (axial) 4.2mm 50 x 50/ABM Interpolated SNR(x,y,z) (121x121x1):

Interpolated grid: dx=1.000 mm, dy=1.000 mm

Signal Type: Audio File (.wav) 48k_voice_1kHz_1s.wav

Output Gain: 37.15

Measure Window Start: 300ms

Measure Window Length: 1000ms

BWC applied: 0.16 dB

Device Reference Point: 0, 0, -6.3 mm

Cursor:

ABM1/ABM2 = 48.50 dB


ABM1 comp = 1.01 dBA/m

BWC Factor = 0.16 dB

Location: 4.6, -12.5, 3.7 mm

ABM2 = -35.70 dBA/m

Location: 16.7, -12.5, 3.7 mm



0 dB = 1.000 = 0.00 dB

W-CDMA BV

Communication System: UID 0, 1@UMTS-FDD (WCDMA) (0); Frequency: 836.6 MHz; Duty Cycle: 1:1

Phantom section: TCoil Section

DASY5 Configuration:

- Probe: AM1DV3 - 3092; ; Calibrated: 4/16/2020
- Sensor-Surface: 0mm (Fix Surface)
- Electronics: DAE4 Sn1540; Calibrated: 2/21/2020
- Phantom: HAC Test Arch with AMCC; Type: SD HAC P01 BB
- Measurement SW: DASY52, Version 52.10 (4);SEMCAD X Version 14.6.14 (7483)

T-Coil scan (scan for ANSI C63.19 2011 compliance)/W-CDMA BV_Rel. 99_Ch. 4183_Port B ANT2/y (transversal) 4.2mm 50 x 50/ABM Interpolated SNR(x,y,z) (121x121x1):

Interpolated grid: dx=1.000 mm, dy=1.000 mm

Signal Type: Audio File (.wav) 48k_voice_1kHz_1s.wav

Output Gain: 37.15

Measure Window Start: 300ms

Measure Window Length: 1000ms

BWC applied: 0.16 dB

Device Reference Point: 0, 0, -6.3 mm

Cursor:

ABM1/ABM2 = 47.55 dB


ABM1 comp = -2.32 dBA/m

BWC Factor = 0.16 dB

Location: 7.9, -2.9, 3.7 mm

ABM2 = -35.03 dBA/m

Location: 25, -20.8, 3.7 mm



0 dB = 1.000 = 0.00 dB

Ev-Do BC0

Communication System: UID 0, 1@CDMA2000 (0); Frequency: 836.52 MHz;Duty Cycle: 1:1

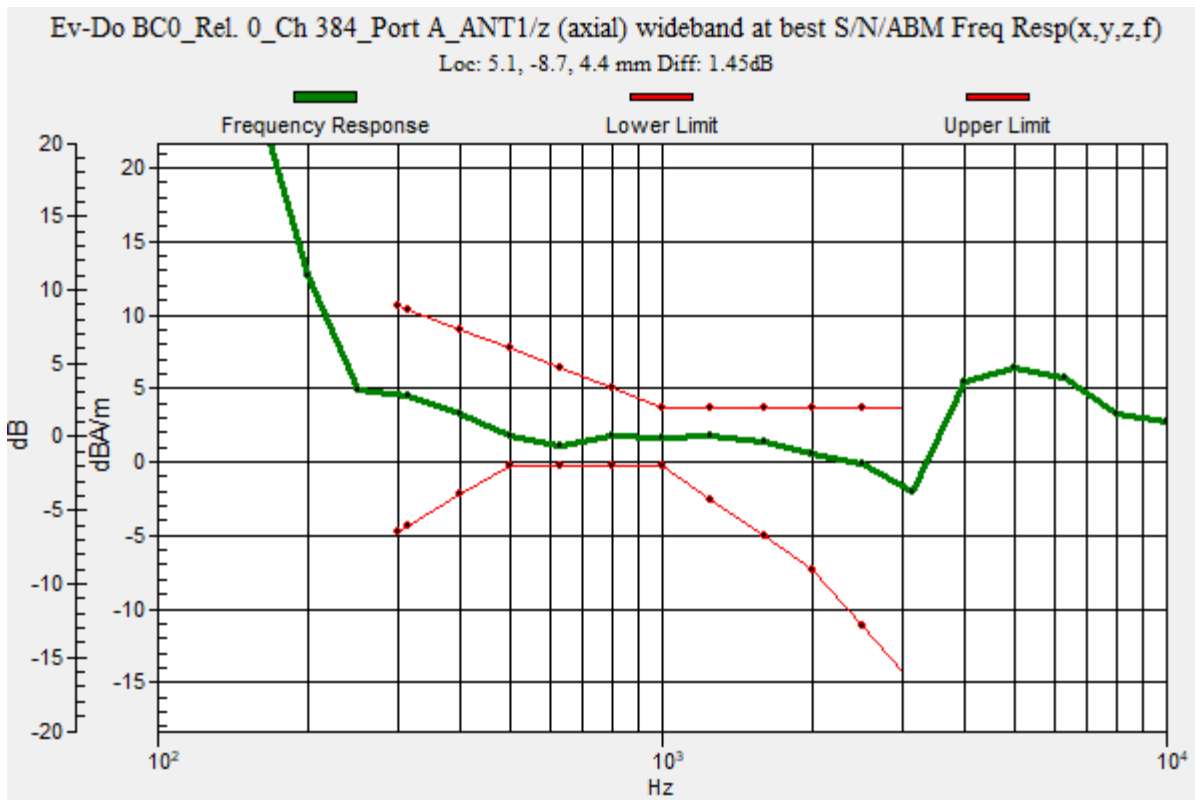
T-Coil scan (scan for ANSI C63.19 2011 compliance)/Ev-Do BC0_Rel. 0_Ch 384_Port A_ANT1/z (axial) wideband at best S/N/ABM Freq Resp(x,y,z,f) (1x1x1): Measurement grid:

dx=10mm, dy=10mm
 Signal Type: Audio File (.wav) 48k_voice_300-3000_2s.wav
 Output Gain: 73.03
 Measure Window Start: 300ms
 Measure Window Length: 2000ms
 BWC applied: 10.80 dB
 Device Reference Point: 0, 0, -6.3 mm

Category	Telephone parameters WD signal quality [(signal+noise)-to-noise ratio in decibels]
Category T1	0 dB to 10 dB
Category T2	10 dB to 20 dB
Category T3	20 dB to 30 dB
Category T4	> 30 dB

Cursor:

Diff = 1.45 dB
 BWC Factor = 10.80 dB
 Location: 5.1, -8.7, 4.4 mm



Ev-Do BC0

Communication System: UID 0, 1@CDMA2000 (0); Frequency: 836.52 MHz; Duty Cycle: 1:1

Phantom section: TCoil Section

DASY5 Configuration:

- Probe: AM1DV3 - 3083; ; Calibrated: 1/20/2020
- Sensor-Surface: 0mm (Fix Surface)
- Electronics: DAE4 Sn1357; Calibrated: 2/20/2020
- Phantom: HAC Test Arch with AMCC; Type: SD HAC P01 BB
- Measurement SW: DASY52, Version 52.10 (4);SEMCAD X Version 14.6.14 (7483)

T-Coil scan (scan for ANSI C63.19 2011 compliance)/Ev-Do BC0_Rel. 0_Ch 384_Port A_ANT1/z (axial) Single Point/ABM SNR(x,y,z) (1x1x1): Measurement grid: dx=10mm, dy=10mm

Signal Type: Audio File (.wav) 48k_voice_1kHz_1s.wav

Output Gain: 37.24

Measure Window Start: 300ms

Measure Window Length: 1000ms

BWC applied: 0.16 dB

Device Reference Point: 0, 0, -6.3 mm

Cursor:

ABM1/ABM2 = 44.76 dB


ABM1 comp = 2.67 dBA/m

BWC Factor = 0.16 dB

Location: 5.1, -8.7, 3.7 mm

ABM2 = -42.09 dBA/m

Location: 5.1, -8.7, 3.7 mm



0 dB = 1.000 = 0.00 dB

Ev-Do BC0

Communication System: UID 0, 1@CDMA2000 (0); Frequency: 836.52 MHz; Duty Cycle: 1:1

Phantom section: TCoil Section

DASY5 Configuration:

- Probe: AM1DV3 - 3083; ; Calibrated: 1/20/2020
- Sensor-Surface: 0mm (Fix Surface)
- Electronics: DAE4 Sn1357; Calibrated: 2/20/2020
- Phantom: HAC Test Arch with AMCC; Type: SD HAC P01 BB
- Measurement SW: DASY52, Version 52.10 (4);SEMCAD X Version 14.6.14 (7483)

T-Coil scan (scan for ANSI C63.19 2011 compliance)/Ev-Do BC0_Rel. 0_Ch 384_Port A_ANT1/y (transversal) Single Point/ABM SNR(x,y,z) (1x1x1): Measurement grid: dx=10mm, dy=10mm

Signal Type: Audio File (.wav) 48k_voice_1kHz_1s.wav

Output Gain: 37.24

Measure Window Start: 300ms

Measure Window Length: 1000ms

BWC applied: 0.16 dB

Device Reference Point: 0, 0, -6.3 mm

Cursor:

ABM1/ABM2 = 42.83 dB


ABM1 comp = -4.02 dBA/m

BWC Factor = 0.16 dB

Location: 8.3, -2.3, 3.7 mm

ABM2 = -46.85 dBA/m

Location: 8.3, -2.3, 3.7 mm



0 dB = 1.000 = 0.00 dB

Ev-Do BC1

Communication System: UID 0, 1@CDMA2000 (0); Frequency: 1880 MHz;Duty Cycle: 1:1

T-Coil scan (scan for ANSI C63.19 2011 compliance)/Ev-Do BC1_Rel. 0_Ch 600_Port A_ANT1/z (axial) wideband at best S/N/ABM Freq Resp(x,y,z,f) (1x1x1): Measurement grid:

dx=10mm, dy=10mm

Signal Type: Audio File (.wav) 48k_voice_300-3000_2s.wav

Output Gain: 73.03

Measure Window Start: 300ms

Measure Window Length: 2000ms

BWC applied: 10.80 dB

Device Reference Point: 0, 0, -6.3 mm

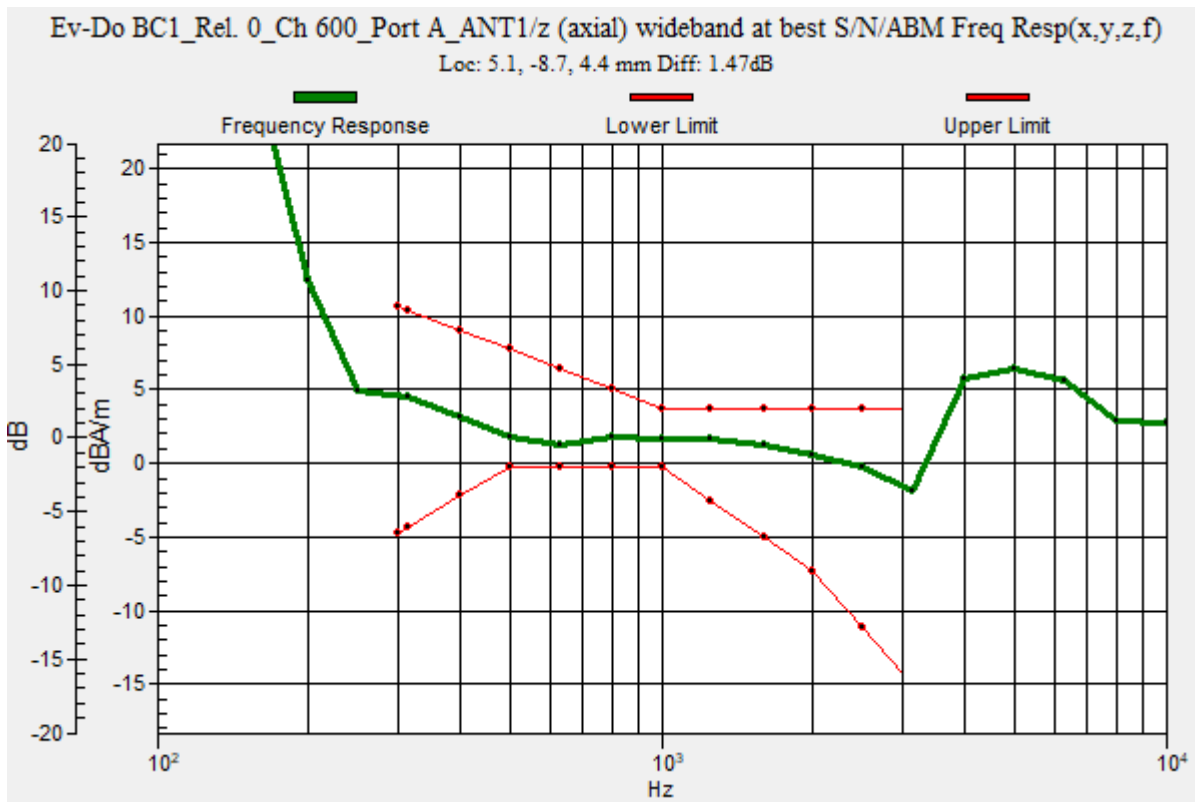
Category	Telephone parameters WD signal quality [(signal+noise)-to-noise ratio in decibels]
Category T1	0 dB to 10 dB
Category T2	10 dB to 20 dB
Category T3	20 dB to 30 dB
Category T4	> 30 dB

Cursor:

Diff = 1.47 dB

BWC Factor = 10.80 dB

Location: 5.1, -8.7, 4.4 mm



Ev-Do BC1

Communication System: UID 0, 1@CDMA2000 (0); Frequency: 1880 MHz; Duty Cycle: 1:1

Phantom section: TCoil Section

DASY5 Configuration:

- Probe: AM1DV3 - 3083; ; Calibrated: 1/20/2020
- Sensor-Surface: 0mm (Fix Surface)
- Electronics: DAE4 Sn1357; Calibrated: 2/20/2020
- Phantom: HAC Test Arch with AMCC; Type: SD HAC P01 BB
- Measurement SW: DASY52, Version 52.10 (4);SEMCAD X Version 14.6.14 (7483)

T-Coil scan (scan for ANSI C63.19 2011 compliance)/Ev-Do BC1_Rel. 0_Ch 600_Port A_ANT1/z (axial) Single Point/ABM SNR(x,y,z) (1x1x1): Measurement grid: dx=10mm, dy=10mm

Signal Type: Audio File (.wav) 48k_voice_1kHz_1s.wav

Output Gain: 37.24

Measure Window Start: 300ms

Measure Window Length: 1000ms

BWC applied: 0.16 dB

Device Reference Point: 0, 0, -6.3 mm

Cursor:

ABM1/ABM2 = 43.87 dB


ABM1 comp = 2.60 dBA/m

BWC Factor = 0.16 dB

Location: 5.1, -8.7, 3.7 mm

ABM2 = -41.27 dBA/m

Location: 5.1, -8.7, 3.7 mm



0 dB = 1.000 = 0.00 dB

Ev-Do BC1

Communication System: UID 0, 1@CDMA2000 (0); Frequency: 1880 MHz; Duty Cycle: 1:1

Phantom section: TCoil Section

DASY5 Configuration:

- Probe: AM1DV3 - 3083; ; Calibrated: 1/20/2020
- Sensor-Surface: 0mm (Fix Surface)
- Electronics: DAE4 Sn1357; Calibrated: 2/20/2020
- Phantom: HAC Test Arch with AMCC; Type: SD HAC P01 BB
- Measurement SW: DASY52, Version 52.10 (4);SEMCAD X Version 14.6.14 (7483)

T-Coil scan (scan for ANSI C63.19 2011 compliance)/Ev-Do BC1_Rel. 0_Ch 600_Port A_ANT1/y (transversal) Single Point/ABM SNR(x,y,z) (1x1x1): Measurement grid: dx=10mm, dy=10mm

Signal Type: Audio File (.wav) 48k_voice_1kHz_1s.wav

Output Gain: 37.24

Measure Window Start: 300ms

Measure Window Length: 1000ms

BWC applied: 0.16 dB

Device Reference Point: 0, 0, -6.3 mm

Cursor:

ABM1/ABM2 = 41.31 dB


ABM1 comp = -3.94 dBA/m

BWC Factor = 0.16 dB

Location: 8.3, -2.3, 3.7 mm

ABM2 = -45.25 dBA/m

Location: 8.3, -2.3, 3.7 mm



0 dB = 1.000 = 0.00 dB

Ev-Do BC10

Communication System: UID 0, 1@CDMA2000 (0); Frequency: 820.5 MHz;Duty Cycle: 1:1

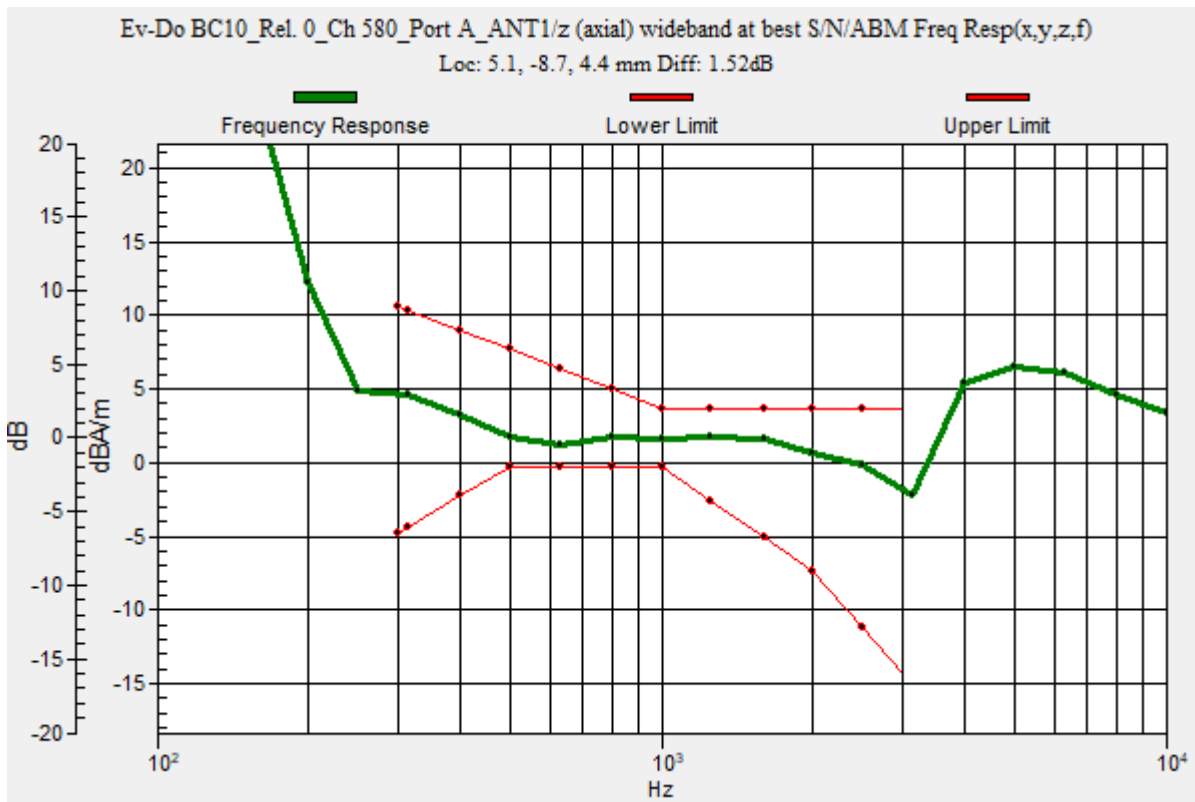
T-Coil scan (scan for ANSI C63.19 2011 compliance)/Ev-Do BC10_Rel. 0_Ch 580_Port A_ANT1/z (axial) wideband at best S/N/ABM Freq Resp(x,y,z,f) (1x1x1): Measurement grid:

dx=10mm, dy=10mm
 Signal Type: Audio File (.wav) 48k_voice_300-3000_2s.wav
 Output Gain: 73.03
 Measure Window Start: 300ms
 Measure Window Length: 2000ms
 BWC applied: 10.80 dB
 Device Reference Point: 0, 0, -6.3 mm

Category	Telephone parameters WD signal quality [(signal+noise)-to-noise ratio in decibels]
Category T1	0 dB to 10 dB
Category T2	10 dB to 20 dB
Category T3	20 dB to 30 dB
Category T4	> 30 dB

Cursor:

Diff = 1.52 dB
 BWC Factor = 10.80 dB
 Location: 5.1, -8.7, 4.4 mm



Ev-Do BC10

Communication System: UID 0, 1@CDMA2000 (0); Frequency: 820.5 MHz; Duty Cycle: 1:1

Phantom section: TCoil Section

DASY5 Configuration:

- Probe: AM1DV3 - 3083; ; Calibrated: 1/20/2020
- Sensor-Surface: 0mm (Fix Surface)
- Electronics: DAE4 Sn1357; Calibrated: 2/20/2020
- Phantom: HAC Test Arch with AMCC; Type: SD HAC P01 BB
- Measurement SW: DASY52, Version 52.10 (4);SEMCAD X Version 14.6.14 (7483)

T-Coil scan (scan for ANSI C63.19 2011 compliance)/Ev-Do BC10_Rel. 0_Ch 580_Port

A_ANT1/z (axial) Single Point/ABM SNR(x,y,z) (1x1x1): Measurement grid: dx=10mm, dy=10mm

Signal Type: Audio File (.wav) 48k_voice_1kHz_1s.wav

Output Gain: 37.24

Measure Window Start: 300ms

Measure Window Length: 1000ms

BWC applied: 0.16 dB

Device Reference Point: 0, 0, -6.3 mm

Cursor:

ABM1/ABM2 = 39.20 dB


ABM1 comp = 2.10 dBA/m

BWC Factor = 0.16 dB

Location: 5.1, -8.7, 3.7 mm

ABM2 = -37.10 dBA/m

Location: 5.1, -8.7, 3.7 mm



0 dB = 1.000 = 0.00 dB

Ev-Do BC10

Communication System: UID 0, 1@CDMA2000 (0); Frequency: 820.5 MHz; Duty Cycle: 1:1

Phantom section: TCoil Section

DASY5 Configuration:

- Probe: AM1DV3 - 3083; ; Calibrated: 1/20/2020
- Sensor-Surface: 0mm (Fix Surface)
- Electronics: DAE4 Sn1357; Calibrated: 2/20/2020
- Phantom: HAC Test Arch with AMCC; Type: SD HAC P01 BB
- Measurement SW: DASY52, Version 52.10 (4);SEMCAD X Version 14.6.14 (7483)

T-Coil scan (scan for ANSI C63.19 2011 compliance)/Ev-Do BC10_Rel. 0_Ch 580_Port

A_ANT1/y (transversal) Single Point/ABM SNR(x,y,z) (1x1x1): Measurement grid: dx=10mm, dy=10mm

Signal Type: Audio File (.wav) 48k_voice_1kHz_1s.wav

Output Gain: 37.24

Measure Window Start: 300ms

Measure Window Length: 1000ms

BWC applied: 0.16 dB

Device Reference Point: 0, 0, -6.3 mm

Cursor:

ABM1/ABM2 = 43.50 dB


ABM1 comp = -3.96 dBA/m

BWC Factor = 0.16 dB

Location: 8.3, -2.3, 3.7 mm

ABM2 = -47.46 dBA/m

Location: 8.3, -2.3, 3.7 mm



0 dB = 1.000 = 0.00 dB

LTE Band 2

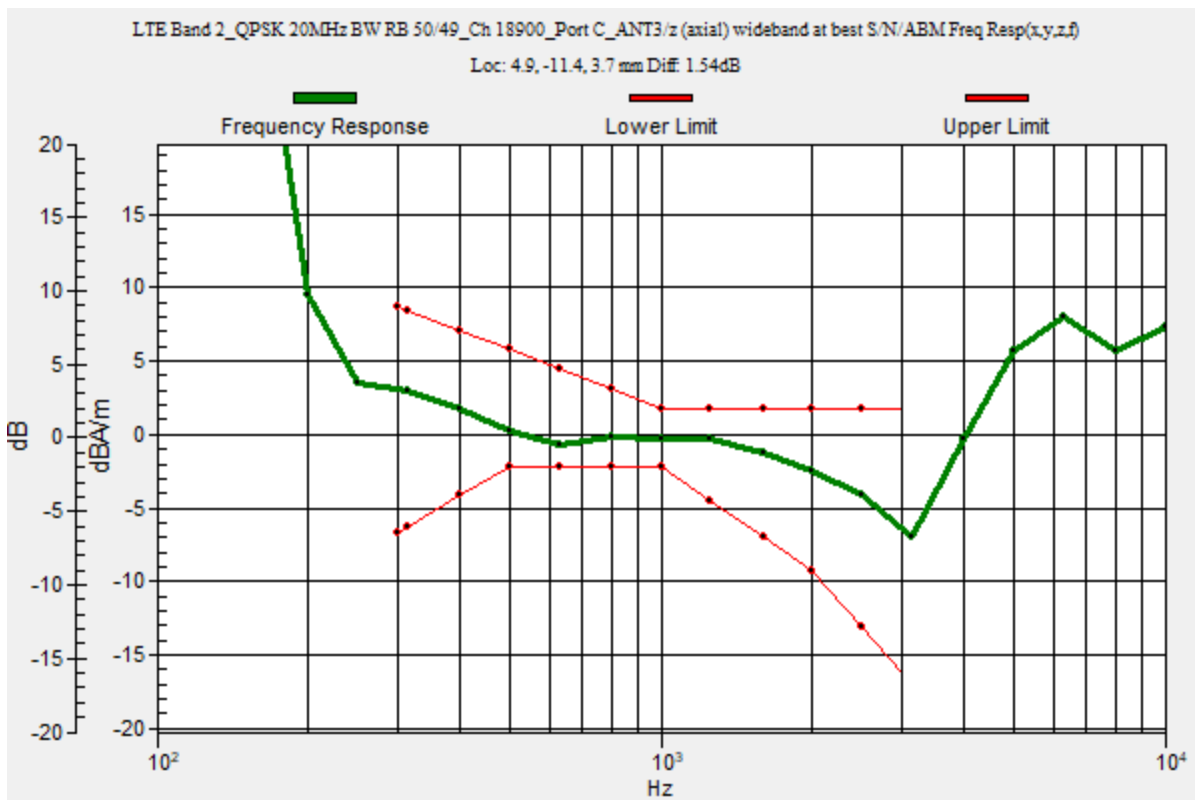
Communication System: UID 0, 1@LTE (FDD) (0); Frequency: 1880 MHz;Duty Cycle: 1:1

T-Coil scan (scan for ANSI C63.19 2011 compliance)/LTE Band 2_QPSK 20MHz BW RB 50/49_Ch 18900_Port C_ANT3/z (axial) wideband at best S/N/ABM Freq Resp(x,y,z,f)

(1x1x1): Measurement grid: dx=10mm, dy=10mm
 Signal Type: Audio File (.wav) 48k_voice_300-3000_2s.wav
 Output Gain: 72.86
 Measure Window Start: 300ms
 Measure Window Length: 2000ms
 BWC applied: 10.80 dB
 Device Reference Point: 0, 0, -6.3 mm

Category	Telephone parameters WD signal quality [(signal+noise)-to-noise ratio in decibels]
Category T1	0 dB to 10 dB
Category T2	10 dB to 20 dB
Category T3	20 dB to 30 dB
Category T4	> 30 dB

Cursor:
 Diff = 1.54 dB
 BWC Factor = 10.80 dB
 Location: 4.9, -11.4, 3.7 mm



LTE Band 2

Communication System: UID 0, 1@LTE (FDD) (0); Frequency: 1880 MHz; Duty Cycle: 1:1

Phantom section: TCoil Section

DASY5 Configuration:

- Probe: AM1DV3 - 3092; ; Calibrated: 4/16/2020
- Sensor-Surface: 0mm (Fix Surface)
- Electronics: DAE4 Sn1540; Calibrated: 2/21/2020
- Phantom: HAC Test Arch with AMCC; Type: SD HAC P01 BB
- Measurement SW: DASY52, Version 52.10 (4);SEMCAD X Version 14.6.14 (7483)

T-Coil scan (scan for ANSI C63.19 2011 compliance)/LTE Band 2_QPSK 20MHz BW RB 50/49_Ch 18900_Port C_ANT3/z (axial) 4.2mm 50 x 50/ABM Interpolated SNR(x,y,z)

(121x121x1): Interpolated grid: dx=1.000 mm, dy=1.000 mm

Signal Type: Audio File (.wav) 48k_voice_1kHz_1s.wav

Output Gain: 37.15

Measure Window Start: 300ms

Measure Window Length: 1000ms

BWC applied: 0.16 dB

Device Reference Point: 0, 0, -6.3 mm

Cursor:

ABM1/ABM2 = 44.84 dB


ABM1 comp = 1.12 dBA/m

BWC Factor = 0.16 dB

Location: 5, -11.3, 3.7 mm

ABM2 = -30.33 dBA/m

Location: 25, -8.3, 3.7 mm



0 dB = 1.000 = 0.00 dB

LTE Band 2

Communication System: UID 0, 1@LTE (FDD) (0); Frequency: 1880 MHz; Duty Cycle: 1:1

Phantom section: TCoil Section

DASY5 Configuration:

- Probe: AM1DV3 - 3092; ; Calibrated: 4/16/2020
- Sensor-Surface: 0mm (Fix Surface)
- Electronics: DAE4 Sn1540; Calibrated: 2/21/2020
- Phantom: HAC Test Arch with AMCC; Type: SD HAC P01 BB
- Measurement SW: DASY52, Version 52.10 (4);SEMCAD X Version 14.6.14 (7483)

T-Coil scan (scan for ANSI C63.19 2011 compliance)/LTE Band 2_QPSK 20MHz BW RB 50/49_Ch 18900_Port C_ANT3/y (transversal) 4.2mm 50 x 50/ABM Interpolated

SNR(x,y,z) (121x121x1): Interpolated grid: dx=1.000 mm, dy=1.000 mm

Signal Type: Audio File (.wav) 48k_voice_1kHz_1s.wav

Output Gain: 37.15

Measure Window Start: 300ms

Measure Window Length: 1000ms

BWC applied: 0.16 dB

Device Reference Point: 0, 0, -6.3 mm

Cursor:

ABM1/ABM2 = 44.85 dB


ABM1 comp = -3.86 dBA/m

BWC Factor = 0.16 dB

Location: 6.3, 0, 3.7 mm

ABM2 = -28.30 dBA/m

Location: 25, -20.8, 3.7 mm



0 dB = 1.000 = 0.00 dB

LTE Band 4

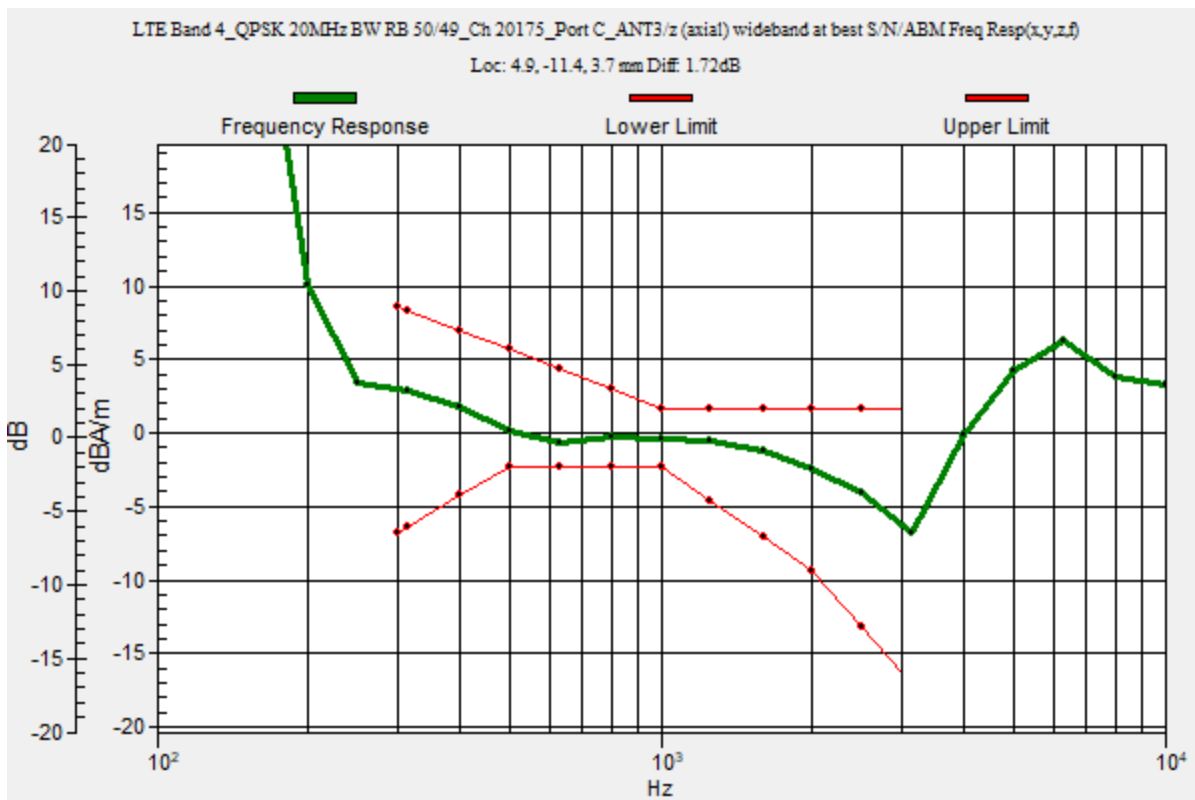
Communication System: UID 0, 1@LTE (FDD) (0); Frequency: 1732.5 MHz;Duty Cycle: 1:1

T-Coil scan (scan for ANSI C63.19 2011 compliance)/LTE Band 4_QPSK 20MHz BW RB 50/49_Ch 20175_Port C_ANT3/z (axial) wideband at best S/N/ABM Freq Resp(x,y,z,f)

(1x1x1): Measurement grid: dx=10mm, dy=10mm
 Signal Type: Audio File (.wav) 48k_voice_300-3000_2s.wav
 Output Gain: 72.86
 Measure Window Start: 300ms
 Measure Window Length: 2000ms
 BWC applied: 10.80 dB
 Device Reference Point: 0, 0, -6.3 mm

Category	Telephone parameters WD signal quality [(signal+noise)-to-noise ratio in decibels]
Category T1	0 dB to 10 dB
Category T2	10 dB to 20 dB
Category T3	20 dB to 30 dB
Category T4	> 30 dB

Cursor:
 Diff = 1.72 dB
 BWC Factor = 10.80 dB
 Location: 4.9, -11.4, 3.7 mm



LTE Band 4

Communication System: UID 0, 1@LTE (FDD) (0); Frequency: 1732.5 MHz; Duty Cycle: 1:1

Phantom section: TCoil Section

DASY5 Configuration:

- Probe: AM1DV3 - 3092; ; Calibrated: 4/16/2020
- Sensor-Surface: 0mm (Fix Surface)
- Electronics: DAE4 Sn1540; Calibrated: 2/21/2020
- Phantom: HAC Test Arch with AMCC; Type: SD HAC P01 BB
- Measurement SW: DASY52, Version 52.10 (4);SEMCAD X Version 14.6.14 (7483)

T-Coil scan (scan for ANSI C63.19 2011 compliance)/LTE Band 4_QPSK 20MHz BW RB 50/49_Ch 20175_Port C_ANT3/z (axial) Single Point/ABM SNR(x,y,z) (1x1x1): Measurement

grid: dx=10mm, dy=10mm

Signal Type: Audio File (.wav) 48k_voice_1kHz_1s.wav

Output Gain: 37.15

Measure Window Start: 300ms

Measure Window Length: 1000ms

BWC applied: 0.16 dB

Device Reference Point: 0, 0, -6.3 mm

Cursor:

ABM1/ABM2 = 42.38 dB


ABM1 comp = -0.96 dBA/m

BWC Factor = 0.16 dB

Location: 4.9, -11.4, 3.7 mm

ABM2 = -43.33 dBA/m

Location: 4.9, -11.4, 3.7 mm.



0 dB = 1.000 = 0.00 dB

LTE Band 4

Communication System: UID 0, 1@LTE (FDD) (0); Frequency: 1732.5 MHz; Duty Cycle: 1:1

Phantom section: TCoil Section

DASY5 Configuration:

- Probe: AM1DV3 - 3092; ; Calibrated: 4/16/2020
- Sensor-Surface: 0mm (Fix Surface)
- Electronics: DAE4 Sn1540; Calibrated: 2/21/2020
- Phantom: HAC Test Arch with AMCC; Type: SD HAC P01 BB
- Measurement SW: DASY52, Version 52.10 (4);SEMCAD X Version 14.6.14 (7483)

T-Coil scan (scan for ANSI C63.19 2011 compliance)/LTE Band 4_QPSK 20MHz BW RB 50/49_Ch 20175_Port C_ANT3/y (transversal) Single Point/ABM SNR(x,y,z) (1x1x1):

Measurement grid: dx=10mm, dy=10mm

Signal Type: Audio File (.wav) 48k_voice_1kHz_1s.wav

Output Gain: 37.15

Measure Window Start: 300ms

Measure Window Length: 1000ms

BWC applied: 0.16 dB

Device Reference Point: 0, 0, -6.3 mm

Cursor:

ABM1/ABM2 = 42.70 dB


ABM1 comp = -6.11 dBA/m

BWC Factor = 0.16 dB

Location: 6, 0, 3.7 mm

ABM2 = -48.81 dBA/m

Location: 6, 0, 3.7 mm



0 dB = 1.000 = 0.00 dB

LTE Band 5

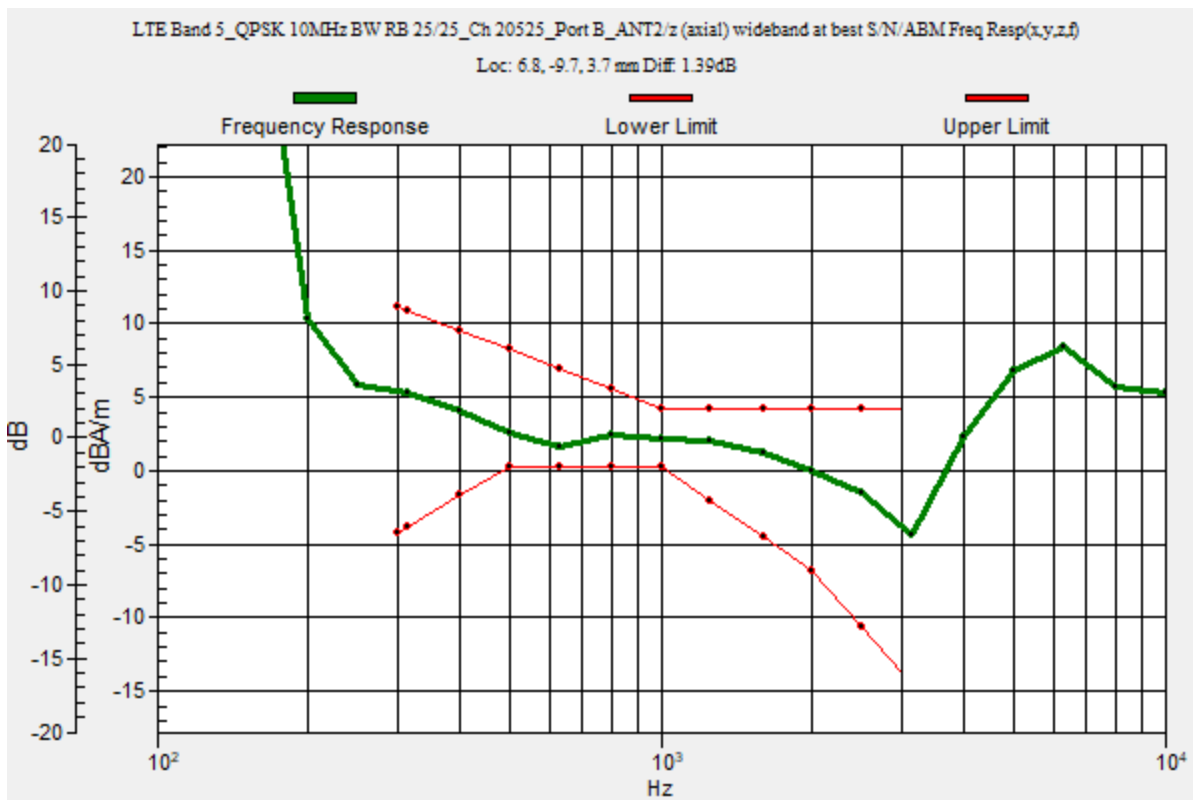
Communication System: UID 0, 1@LTE (FDD) (0); Frequency: 836.5 MHz;Duty Cycle: 1:1

T-Coil scan (scan for ANSI C63.19 2011 compliance)/LTE Band 5_QPSK 10MHz BW RB 25/25_Ch 20525_Port B_ANT2/z (axial) wideband at best S/N/ABM Freq Resp(x,y,z,f)

(1x1x1): Measurement grid: dx=10mm, dy=10mm
 Signal Type: Audio File (.wav) 48k_voice_300-3000_2s.wav
 Output Gain: 72.86
 Measure Window Start: 300ms
 Measure Window Length: 2000ms
 BWC applied: 10.80 dB
 Device Reference Point: 0, 0, -6.3 mm

Category	Telephone parameters WD signal quality [(signal+noise)-to-noise ratio in decibels]
Category T1	0 dB to 10 dB
Category T2	10 dB to 20 dB
Category T3	20 dB to 30 dB
Category T4	> 30 dB

Cursor:
 Diff = 1.39 dB
 BWC Factor = 10.80 dB
 Location: 6.8, -9.7, 3.7 mm



LTE Band 5

Communication System: UID 0, 1@LTE (FDD) (0); Frequency: 836.5 MHz; Duty Cycle: 1:1

Phantom section: TCoil Section

DASY5 Configuration:

- Probe: AM1DV3 - 3092; ; Calibrated: 4/16/2020
- Sensor-Surface: 0mm (Fix Surface)
- Electronics: DAE4 Sn1540; Calibrated: 2/21/2020
- Phantom: HAC Test Arch with AMCC; Type: SD HAC P01 BB
- Measurement SW: DASY52, Version 52.10 (4);SEMCAD X Version 14.6.14 (7483)

T-Coil scan (scan for ANSI C63.19 2011 compliance)/LTE Band 5_QPSK 10MHz BW RB 25/25_Ch 20525_Port B_ANT2/z (axial) Single Point/ABM SNR(x,y,z) (1x1x1): Measurement

grid: dx=10mm, dy=10mm

Signal Type: Audio File (.wav) 48k_voice_1kHz_1s.wav

Output Gain: 37.15

Measure Window Start: 300ms

Measure Window Length: 1000ms

BWC applied: 0.16 dB

Device Reference Point: 0, 0, -6.3 mm

Cursor:

ABM1/ABM2 = 43.26 dB


ABM1 comp = 3.04 dBA/m

BWC Factor = 0.16 dB

Location: 6.8, -9.7, 3.7 mm

ABM2 = -40.22 dBA/m

Location: 6.8, -9.7, 3.7 mm



0 dB = 1.000 = 0.00 dB

LTE Band 5

Communication System: UID 0, 1@LTE (FDD) (0); Frequency: 836.5 MHz; Duty Cycle: 1:1

Phantom section: TCoil Section

DASY5 Configuration:

- Probe: AM1DV3 - 3092; ; Calibrated: 4/16/2020
- Sensor-Surface: 0mm (Fix Surface)
- Electronics: DAE4 Sn1540; Calibrated: 2/21/2020
- Phantom: HAC Test Arch with AMCC; Type: SD HAC P01 BB
- Measurement SW: DASY52, Version 52.10 (4);SEMCAD X Version 14.6.14 (7483)

T-Coil scan (scan for ANSI C63.19 2011 compliance)/LTE Band 5_QPSK 10MHz BW RB 25/25_Ch 20525_Port B_ANT2/y (transversal) Single Point/ABM SNR(x,y,z) (1x1x1):

Measurement grid: dx=10mm, dy=10mm

Signal Type: Audio File (.wav) 48k_voice_1kHz_1s.wav

Output Gain: 37.15

Measure Window Start: 300ms

Measure Window Length: 1000ms

BWC applied: 0.16 dB

Device Reference Point: 0, 0, -6.3 mm

Cursor:

ABM1/ABM2 = 43.06 dB


ABM1 comp = -5.85 dBA/m

BWC Factor = 0.16 dB

Location: 6.3, -0.1, 3.7 mm

ABM2 = -48.91 dBA/m

Location: 6.3, -0.1, 3.7 mm



0 dB = 1.000 = 0.00 dB

LTE Band 7

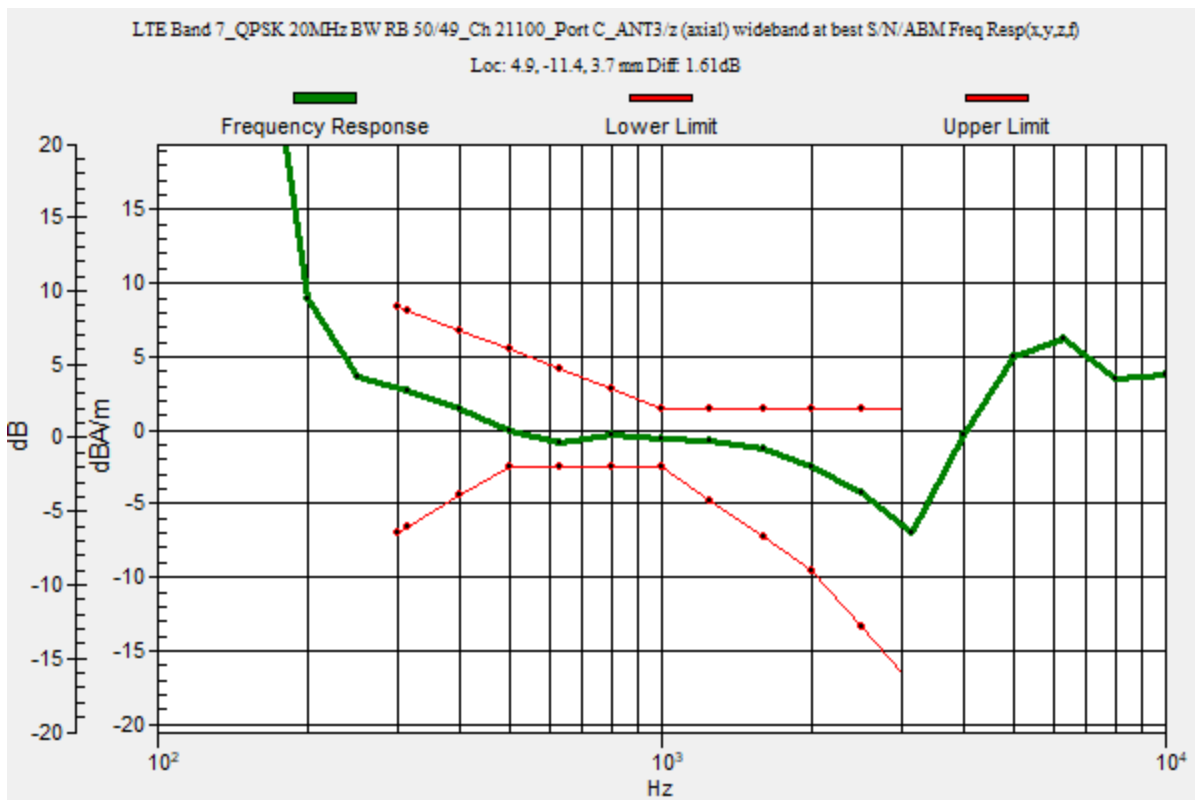
Communication System: UID 0, 1@LTE (FDD) (0); Frequency: 2535 MHz;Duty Cycle: 1:1

T-Coil scan (scan for ANSI C63.19 2011 compliance)/LTE Band 7_QPSK 20MHz BW RB 50/49_Ch 21100_Port C_ANT3/z (axial) wideband at best S/N/ABM Freq Resp(x,y,z,f)

(1x1x1): Measurement grid: dx=10mm, dy=10mm
 Signal Type: Audio File (.wav) 48k_voice_300-3000_2s.wav
 Output Gain: 72.86
 Measure Window Start: 300ms
 Measure Window Length: 2000ms
 BWC applied: 10.80 dB
 Device Reference Point: 0, 0, -6.3 mm

Category	Telephone parameters WD signal quality [(signal+noise)-to-noise ratio in decibels]
Category T1	0 dB to 10 dB
Category T2	10 dB to 20 dB
Category T3	20 dB to 30 dB
Category T4	> 30 dB

Cursor:
 Diff = 1.61 dB
 BWC Factor = 10.80 dB
 Location: 4.9, -11.4, 3.7 mm



LTE Band 7

Communication System: UID 0, 1@LTE (FDD) (0); Frequency: 2535 MHz; Duty Cycle: 1:1

Phantom section: TCoil Section

DASY5 Configuration:

- Probe: AM1DV3 - 3092; ; Calibrated: 4/16/2020
- Sensor-Surface: 0mm (Fix Surface)
- Electronics: DAE4 Sn1540; Calibrated: 2/21/2020
- Phantom: HAC Test Arch with AMCC; Type: SD HAC P01 BB
- Measurement SW: DASY52, Version 52.10 (4);SEMCAD X Version 14.6.14 (7483)

T-Coil scan (scan for ANSI C63.19 2011 compliance)/LTE Band 7_QPSK 20MHz BW RB 50/49_Ch 21100_Port C_ANT3/z (axial) Single Point/ABM SNR(x,y,z) (1x1x1): Measurement

grid: dx=10mm, dy=10mm

Signal Type: Audio File (.wav) 48k_voice_1kHz_1s.wav

Output Gain: 37.15

Measure Window Start: 300ms

Measure Window Length: 1000ms

BWC applied: 0.16 dB

Device Reference Point: 0, 0, -6.3 mm

Cursor:

ABM1/ABM2 = 41.80 dB


ABM1 comp = -0.88 dBA/m

BWC Factor = 0.16 dB

Location: 4.9, -11.4, 3.7 mm

ABM2 = -42.68 dBA/m

Location: 4.9, -11.4, 3.7 mm



0 dB = 1.000 = 0.00 dB

LTE Band 7

Communication System: UID 0, 1@LTE (FDD) (0); Frequency: 2535 MHz; Duty Cycle: 1:1

Phantom section: TCoil Section

DASY5 Configuration:

- Probe: AM1DV3 - 3092; ; Calibrated: 4/16/2020
- Sensor-Surface: 0mm (Fix Surface)
- Electronics: DAE4 Sn1540; Calibrated: 2/21/2020
- Phantom: HAC Test Arch with AMCC; Type: SD HAC P01 BB
- Measurement SW: DASY52, Version 52.10 (4);SEMCAD X Version 14.6.14 (7483)

T-Coil scan (scan for ANSI C63.19 2011 compliance)/LTE Band 7_QPSK 20MHz BW RB 50/49_Ch 21100_Port C_ANT3/y (transversal) Single Point/ABM SNR(x,y,z) (1x1x1):

Measurement grid: dx=10mm, dy=10mm

Signal Type: Audio File (.wav) 48k_voice_1kHz_1s.wav

Output Gain: 37.15

Measure Window Start: 300ms

Measure Window Length: 1000ms

BWC applied: 0.16 dB

Device Reference Point: 0, 0, -6.3 mm

Cursor:

ABM1/ABM2 = 43.26 dB


ABM1 comp = -6.06 dBA/m

BWC Factor = 0.16 dB

Location: 6, 0, 3.7 mm

ABM2 = -49.32 dBA/m

Location: 6, 0, 3.7 mm



0 dB = 1.000 = 0.00 dB

LTE Band 12

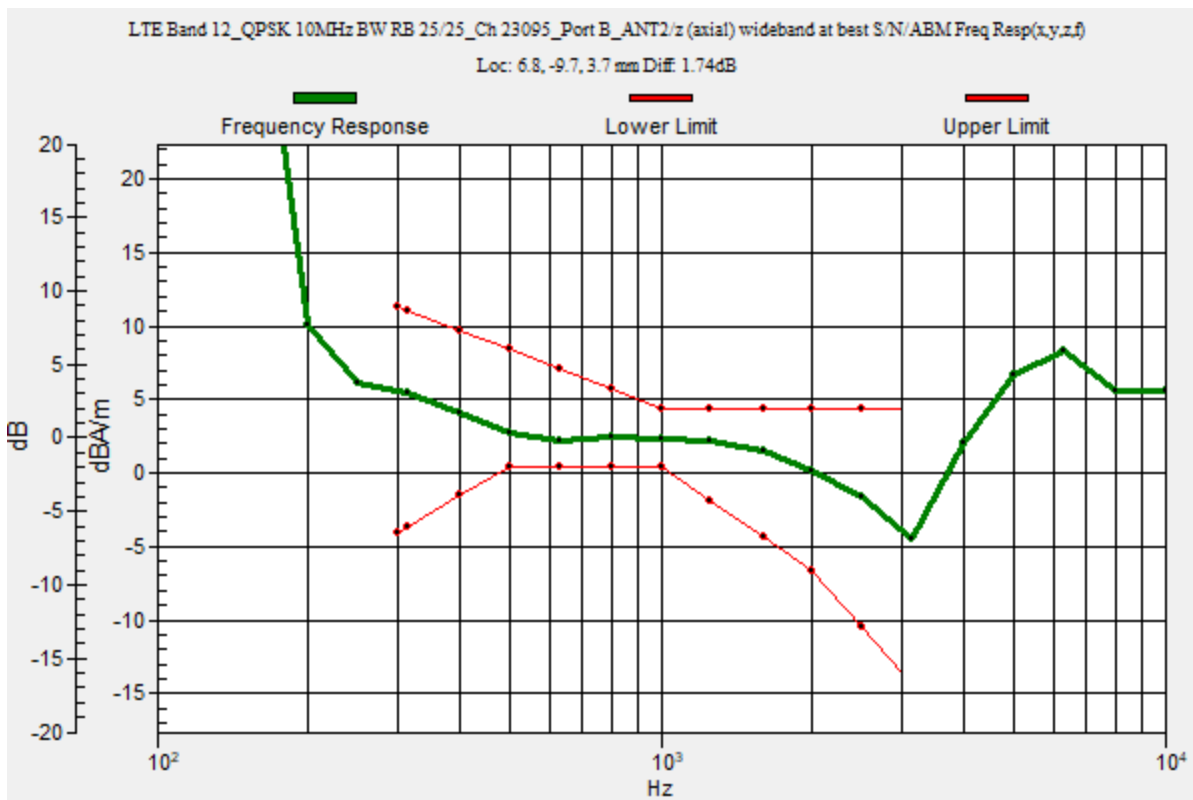
Communication System: UID 0, 1@LTE (FDD) (0); Frequency: 707.5 MHz;Duty Cycle: 1:1

T-Coil scan (scan for ANSI C63.19 2011 compliance)/LTE Band 12_QPSK 10MHz BW RB 25/25_Ch 23095_Port B_ANT2/z (axial) wideband at best S/N/ABM Freq Resp(x,y,z,f)

(1x1x1): Measurement grid: dx=10mm, dy=10mm
 Signal Type: Audio File (.wav) 48k_voice_300-3000_2s.wav
 Output Gain: 72.86
 Measure Window Start: 300ms
 Measure Window Length: 2000ms
 BWC applied: 10.80 dB
 Device Reference Point: 0, 0, -6.3 mm

Category	Telephone parameters WD signal quality [(signal+noise)-to-noise ratio in decibels]
Category T1	0 dB to 10 dB
Category T2	10 dB to 20 dB
Category T3	20 dB to 30 dB
Category T4	> 30 dB

Cursor:
 Diff = 1.74 dB
 BWC Factor = 10.80 dB
 Location: 6.8, -9.7, 3.7 mm



LTE Band 12

Communication System: UID 0, 1@LTE (FDD) (0); Frequency: 707.5 MHz; Duty Cycle: 1:1

Phantom section: TCoil Section

DASY5 Configuration:

- Probe: AM1DV3 - 3092; ; Calibrated: 4/16/2020
- Sensor-Surface: 0mm (Fix Surface)
- Electronics: DAE4 Sn1540; Calibrated: 2/21/2020
- Phantom: HAC Test Arch with AMCC; Type: SD HAC P01 BB
- Measurement SW: DASY52, Version 52.10 (4);SEMCAD X Version 14.6.14 (7483)

T-Coil scan (scan for ANSI C63.19 2011 compliance)/LTE Band 12_QPSK 10MHz BW RB 25/25_Ch 23095_Port B_ANT2/z (axial) 4.2mm 50 x 50/ABM Interpolated SNR(x,y,z)

(121x121x1): Interpolated grid: dx=1.000 mm, dy=1.000 mm

Signal Type: Audio File (.wav) 48k_voice_1kHz_1s.wav

Output Gain: 37.15

Measure Window Start: 300ms

Measure Window Length: 1000ms

BWC applied: 0.16 dB

Device Reference Point: 0, 0, -6.3 mm

Cursor:

ABM1/ABM2 = 43.42 dB


ABM1 comp = 3.47 dBA/m

BWC Factor = 0.16 dB

Location: 6.7, -9.6, 3.7 mm

ABM2 = -30.24 dBA/m

Location: 25, -8.3, 3.7 mm



0 dB = 1.000 = 0.00 dB

LTE Band 12

Communication System: UID 0, 1@LTE (FDD) (0); Frequency: 707.5 MHz; Duty Cycle: 1:1

Phantom section: TCoil Section

DASY5 Configuration:

- Probe: AM1DV3 - 3092; ; Calibrated: 4/16/2020
- Sensor-Surface: 0mm (Fix Surface)
- Electronics: DAE4 Sn1540; Calibrated: 2/21/2020
- Phantom: HAC Test Arch with AMCC; Type: SD HAC P01 BB
- Measurement SW: DASY52, Version 52.10 (4);SEMCAD X Version 14.6.14 (7483)

T-Coil scan (scan for ANSI C63.19 2011 compliance)/LTE Band 12_QPSK 10MHz BW RB 25/25_Ch 23095_Port B_ANT2/y (transversal) 4.2mm 50 x 50/ABM Interpolated

SNR(x,y,z) (121x121x1): Interpolated grid: dx=1.000 mm, dy=1.000 mm

Signal Type: Audio File (.wav) 48k_voice_1kHz_1s.wav

Output Gain: 37.15

Measure Window Start: 300ms

Measure Window Length: 1000ms

BWC applied: 0.16 dB

Device Reference Point: 0, 0, -6.3 mm

Cursor:

ABM1/ABM2 = 45.45 dB


ABM1 comp = -3.87 dBA/m

BWC Factor = 0.16 dB

Location: 6.3, 0, 3.7 mm

ABM2 = -28.83 dBA/m

Location: 25, -20.8, 3.7 mm



0 dB = 1.000 = 0.00 dB

LTE Band 13

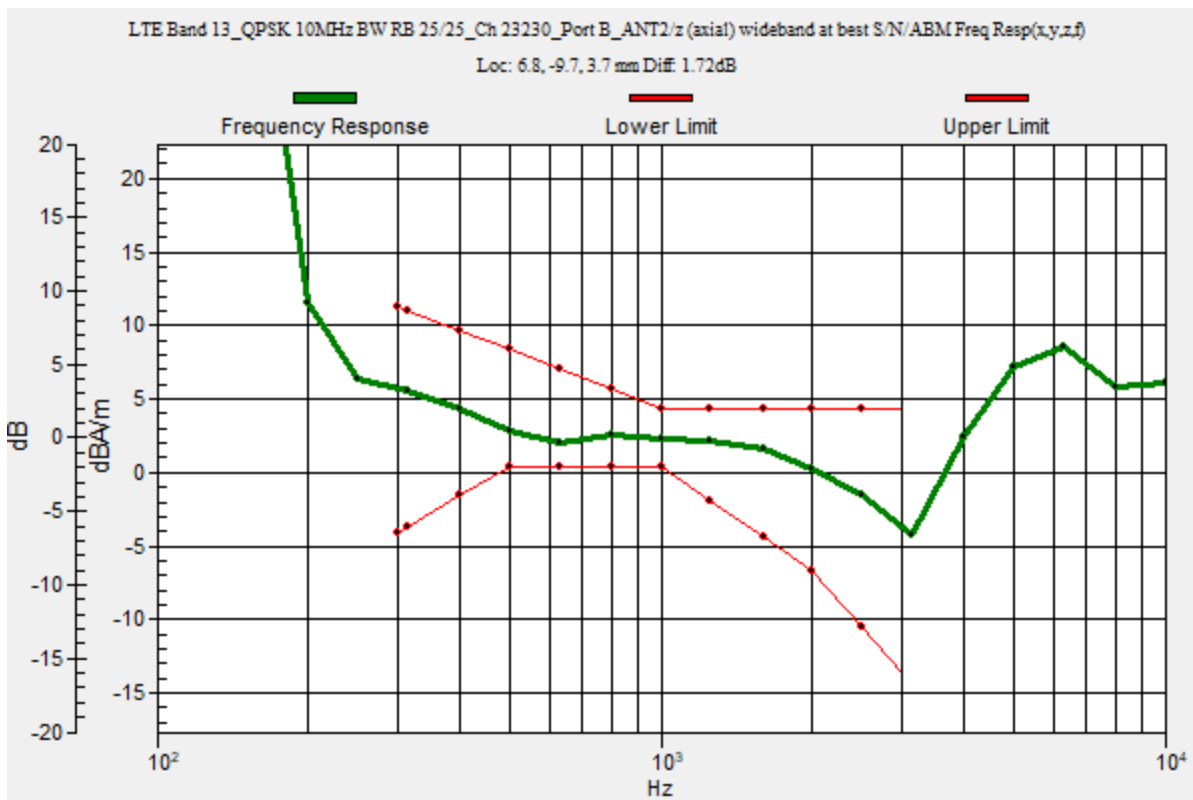
Communication System: UID 0, 1@LTE (FDD) (0); Frequency: 782 MHz;Duty Cycle: 1:1

T-Coil scan (scan for ANSI C63.19 2011 compliance)/LTE Band 13_QPSK 10MHz BW RB 25/25_Ch 23230_Port B_ANT2/z (axial) wideband at best S/N/ABM Freq Resp(x,y,z,f)

(1x1x1): Measurement grid: dx=10mm, dy=10mm
 Signal Type: Audio File (.wav) 48k_voice_300-3000_2s.wav
 Output Gain: 72.86
 Measure Window Start: 300ms
 Measure Window Length: 2000ms
 BWC applied: 10.80 dB
 Device Reference Point: 0, 0, -6.3 mm

Category	Telephone parameters WD signal quality [(signal+noise)-to-noise ratio in decibels]
Category T1	0 dB to 10 dB
Category T2	10 dB to 20 dB
Category T3	20 dB to 30 dB
Category T4	> 30 dB

Cursor:
 Diff = 1.72 dB
 BWC Factor = 10.80 dB
 Location: 6.8, -9.7, 3.7 mm



LTE Band 13

Communication System: UID 0, 1@LTE (FDD) (0); Frequency: 782 MHz; Duty Cycle: 1:1

Phantom section: TCoil Section

DASY5 Configuration:

- Probe: AM1DV3 - 3092; ; Calibrated: 4/16/2020
- Sensor-Surface: 0mm (Fix Surface)
- Electronics: DAE4 Sn1540; Calibrated: 2/21/2020
- Phantom: HAC Test Arch with AMCC; Type: SD HAC P01 BB
- Measurement SW: DASY52, Version 52.10 (4);SEMCAD X Version 14.6.14 (7483)

T-Coil scan (scan for ANSI C63.19 2011 compliance)/LTE Band 13_QPSK 10MHz BW RB 25/25_Ch 23230_Port B_ANT2/z (axial) Single Point/ABM SNR(x,y,z) (1x1x1): Measurement

grid: dx=10mm, dy=10mm

Signal Type: Audio File (.wav) 48k_voice_1kHz_1s.wav

Output Gain: 37.15

Measure Window Start: 300ms

Measure Window Length: 1000ms

BWC applied: 0.16 dB

Device Reference Point: 0, 0, -6.3 mm

Cursor:

ABM1/ABM2 = 42.03 dB


ABM1 comp = 2.92 dBA/m

BWC Factor = 0.16 dB

Location: 6.8, -9.7, 3.7 mm

ABM2 = -39.11 dBA/m

Location: 6.8, -9.7, 3.7 mm



0 dB = 1.000 = 0.00 dB

LTE Band 13

Communication System: UID 0, 1@LTE (FDD) (0); Frequency: 782 MHz; Duty Cycle: 1:1

Phantom section: TCoil Section

DASY5 Configuration:

- Probe: AM1DV3 - 3092; ; Calibrated: 4/16/2020
- Sensor-Surface: 0mm (Fix Surface)
- Electronics: DAE4 Sn1540; Calibrated: 2/21/2020
- Phantom: HAC Test Arch with AMCC; Type: SD HAC P01 BB
- Measurement SW: DASY52, Version 52.10 (4);SEMCAD X Version 14.6.14 (7483)

T-Coil scan (scan for ANSI C63.19 2011 compliance)/LTE Band 13_QPSK 10MHz BW RB 25/25_Ch 23230_Port B_ANT2/y (transversal) Single Point/ABM SNR(x,y,z) (1x1x1):

Measurement grid: dx=10mm, dy=10mm

Signal Type: Audio File (.wav) 48k_voice_1kHz_1s.wav

Output Gain: 37.15

Measure Window Start: 300ms

Measure Window Length: 1000ms

BWC applied: 0.16 dB

Device Reference Point: 0, 0, -6.3 mm

Cursor:

ABM1/ABM2 = 43.90 dB


ABM1 comp = -5.81 dBA/m

BWC Factor = 0.16 dB

Location: 6.3, 0, 3.7 mm

ABM2 = -49.71 dBA/m

Location: 6.3, 0, 3.7 mm



0 dB = 1.000 = 0.00 dB

LTE Band 17

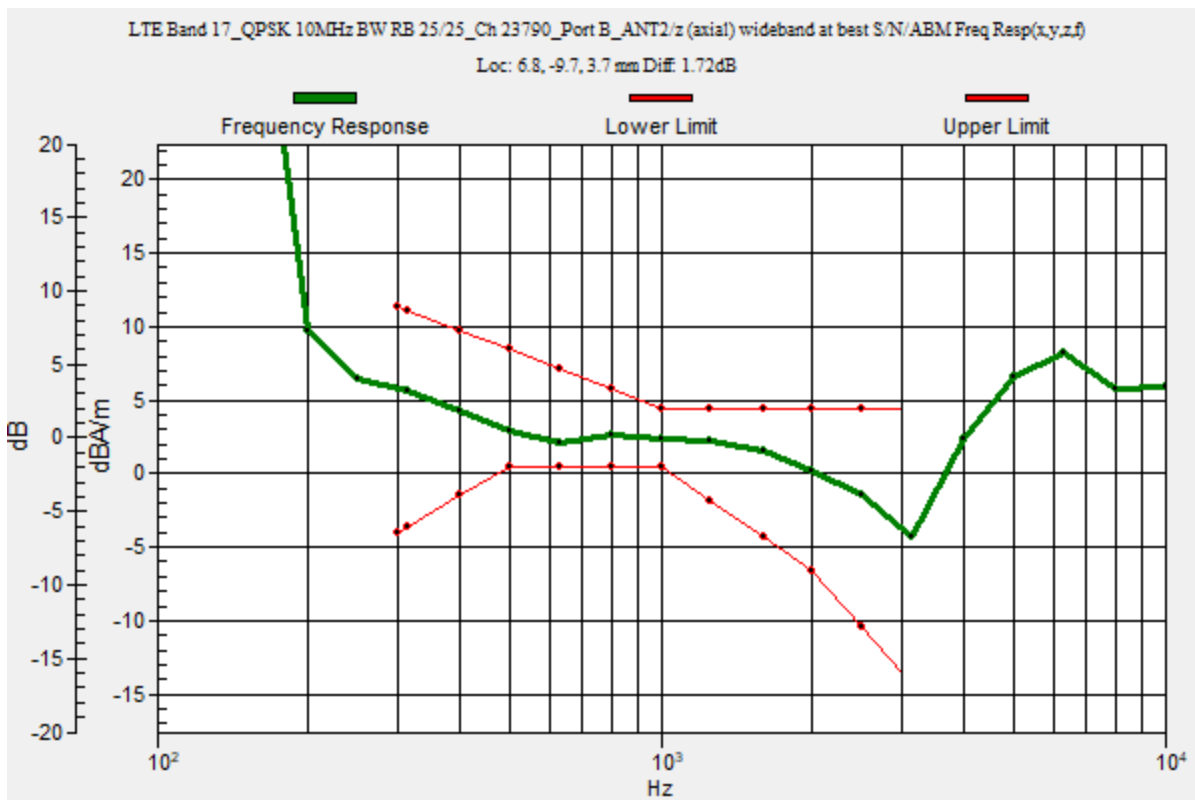
Communication System: UID 0, 1@LTE (FDD) (0); Frequency: 710 MHz;Duty Cycle: 1:1

T-Coil scan (scan for ANSI C63.19 2011 compliance)/LTE Band 17_QPSK 10MHz BW RB 25/25_Ch 23790_Port B_ANT2/z (axial) wideband at best S/N/ABM Freq Resp(x,y,z,f)

(1x1x1): Measurement grid: dx=10mm, dy=10mm
 Signal Type: Audio File (.wav) 48k_voice_300-3000_2s.wav
 Output Gain: 72.86
 Measure Window Start: 300ms
 Measure Window Length: 2000ms
 BWC applied: 10.80 dB
 Device Reference Point: 0, 0, -6.3 mm

Category	Telephone parameters WD signal quality [(signal+noise)-to-noise ratio in decibels]
Category T1	0 dB to 10 dB
Category T2	10 dB to 20 dB
Category T3	20 dB to 30 dB
Category T4	> 30 dB

Cursor:
 Diff = 1.72 dB
 BWC Factor = 10.80 dB
 Location: 6.8, -9.7, 3.7 mm



LTE Band 17

Communication System: UID 0, 1@LTE (FDD) (0); Frequency: 710 MHz; Duty Cycle: 1:1

Phantom section: TCoil Section

DASY5 Configuration:

- Probe: AM1DV3 - 3092; ; Calibrated: 4/16/2020
- Sensor-Surface: 0mm (Fix Surface)
- Electronics: DAE4 Sn1540; Calibrated: 2/21/2020
- Phantom: HAC Test Arch with AMCC; Type: SD HAC P01 BB
- Measurement SW: DASY52, Version 52.10 (4);SEMCAD X Version 14.6.14 (7483)

T-Coil scan (scan for ANSI C63.19 2011 compliance)/LTE Band 17_QPSK 10MHz BW RB 25/25_Ch 23790_Port B_ANT2/z (axial) Single Point/ABM SNR(x,y,z) (1x1x1): Measurement

grid: dx=10mm, dy=10mm

Signal Type: Audio File (.wav) 48k_voice_1kHz_1s.wav

Output Gain: 37.15

Measure Window Start: 300ms

Measure Window Length: 1000ms

BWC applied: 0.16 dB

Device Reference Point: 0, 0, -6.3 mm

Cursor:

ABM1/ABM2 = 43.23 dB


ABM1 comp = 3.18 dBA/m

BWC Factor = 0.16 dB

Location: 6.8, -9.7, 3.7 mm

ABM2 = -40.05 dBA/m

Location: 6.8, -9.7, 3.7 mm



0 dB = 1.000 = 0.00 dB

LTE Band 17

Communication System: UID 0, 1@LTE (FDD) (0); Frequency: 710 MHz; Duty Cycle: 1:1

Phantom section: TCoil Section

DASY5 Configuration:

- Probe: AM1DV3 - 3092; ; Calibrated: 4/16/2020
- Sensor-Surface: 0mm (Fix Surface)
- Electronics: DAE4 Sn1540; Calibrated: 2/21/2020
- Phantom: HAC Test Arch with AMCC; Type: SD HAC P01 BB
- Measurement SW: DASY52, Version 52.10 (4);SEMCAD X Version 14.6.14 (7483)

T-Coil scan (scan for ANSI C63.19 2011 compliance)/LTE Band 17_QPSK 10MHz BW RB 25/25_Ch 23790_Port B_ANT2/y (transversal) Single Point/ABM SNR(x,y,z) (1x1x1):

Measurement grid: dx=10mm, dy=10mm

Signal Type: Audio File (.wav) 48k_voice_1kHz_1s.wav

Output Gain: 37.15

Measure Window Start: 300ms

Measure Window Length: 1000ms

BWC applied: 0.16 dB

Device Reference Point: 0, 0, -6.3 mm

Cursor:

ABM1/ABM2 = 42.77 dB


ABM1 comp = -5.79 dBA/m

BWC Factor = 0.16 dB

Location: 6.3, -0.1, 3.7 mm

ABM2 = -48.55 dBA/m

Location: 6.3, -0.1, 3.7 mm



0 dB = 1.000 = 0.00 dB

LTE Band 25

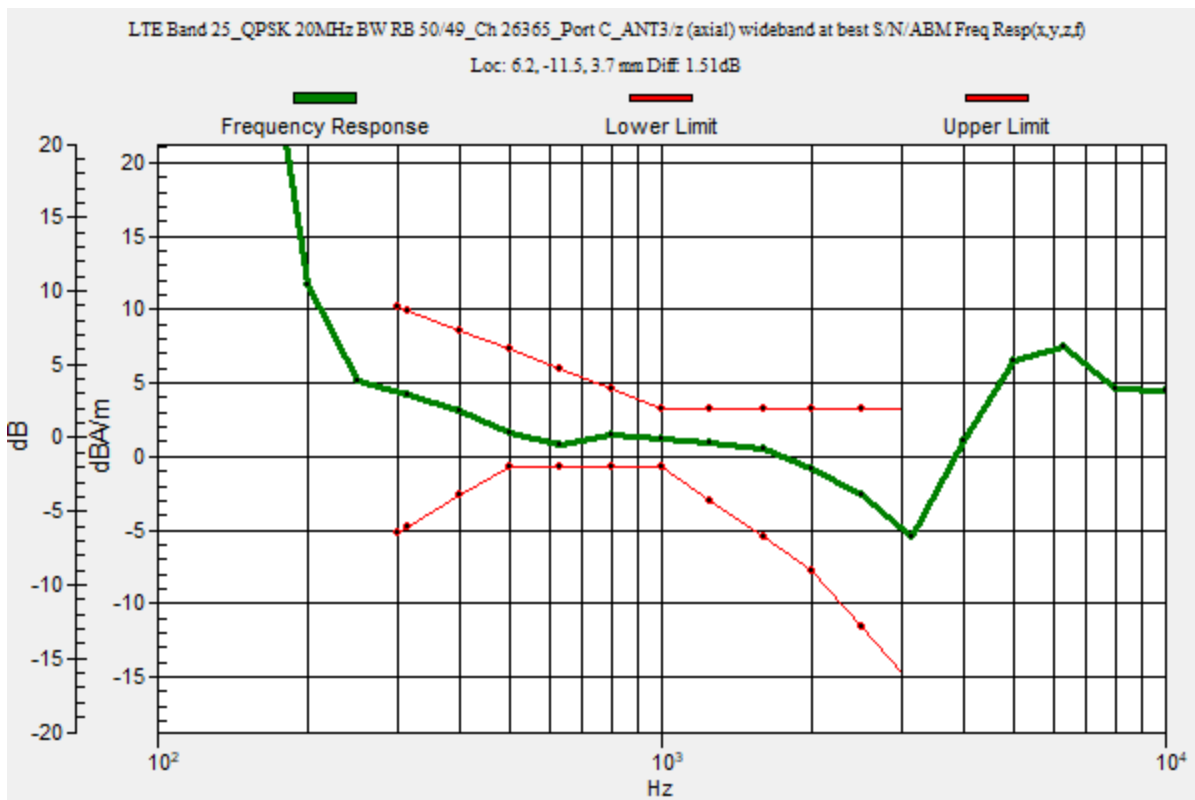
Communication System: UID 0, 1@LTE (FDD) (0); Frequency: 1882.5 MHz;Duty Cycle: 1:1

T-Coil scan (scan for ANSI C63.19 2011 compliance)/LTE Band 25_QPSK 20MHz BW RB 50/49_Ch 26365_Port C_ANT3/z (axial) wideband at best S/N/ABM Freq Resp(x,y,z,f)

(1x1x1): Measurement grid: dx=10mm, dy=10mm
 Signal Type: Audio File (.wav) 48k_voice_300-3000_2s.wav
 Output Gain: 72.86
 Measure Window Start: 300ms
 Measure Window Length: 2000ms
 BWC applied: 10.80 dB
 Device Reference Point: 0, 0, -6.3 mm

Category	Telephone parameters WD signal quality [(signal+noise)-to-noise ratio in decibels]
Category T1	0 dB to 10 dB
Category T2	10 dB to 20 dB
Category T3	20 dB to 30 dB
Category T4	> 30 dB

Cursor:
 Diff = 1.51 dB
 BWC Factor = 10.80 dB
 Location: 6.2, -11.5, 3.7 mm



LTE Band 25

Communication System: UID 0, 1@LTE (FDD) (0); Frequency: 1882.5 MHz; Duty Cycle: 1:1

Phantom section: TCoil Section

DASY5 Configuration:

- Probe: AM1DV3 - 3092; ; Calibrated: 4/16/2020
- Sensor-Surface: 0mm (Fix Surface)
- Electronics: DAE4 Sn1540; Calibrated: 2/21/2020
- Phantom: HAC Test Arch with AMCC; Type: SD HAC P01 BB
- Measurement SW: DASY52, Version 52.10 (4);SEMCAD X Version 14.6.14 (7483)

T-Coil scan (scan for ANSI C63.19 2011 compliance)/LTE Band 25_QPSK 20MHz BW RB 50/49_Ch 26365_Port C_ANT3/z (axial) Single Point/ABM SNR(x,y,z) (1x1x1): Measurement

grid: dx=10mm, dy=10mm

Signal Type: Audio File (.wav) 48k_voice_1kHz_1s.wav

Output Gain: 37.15

Measure Window Start: 300ms

Measure Window Length: 1000ms

BWC applied: 0.16 dB

Device Reference Point: 0, 0, -6.3 mm

Cursor:

ABM1/ABM2 = 41.48 dB


ABM1 comp = -0.34 dBA/m

BWC Factor = 0.16 dB

Location: 6.2, -11.5, 3.7 mm

ABM2 = -41.83 dBA/m

Location: 6.2, -11.5, 3.7 mm



0 dB = 1.000 = 0.00 dB

LTE Band 25

Communication System: UID 0, 1@LTE (FDD) (0); Frequency: 1882.5 MHz; Duty Cycle: 1:1

Phantom section: TCoil Section

DASY5 Configuration:

- Probe: AM1DV3 - 3092; ; Calibrated: 4/16/2020
- Sensor-Surface: 0mm (Fix Surface)
- Electronics: DAE4 Sn1540; Calibrated: 2/21/2020
- Phantom: HAC Test Arch with AMCC; Type: SD HAC P01 BB
- Measurement SW: DASY52, Version 52.10 (4);SEMCAD X Version 14.6.14 (7483)

T-Coil scan (scan for ANSI C63.19 2011 compliance)/LTE Band 25_QPSK 20MHz BW RB 50/49_Ch 26365_Port C_ANT3/y (transversal) Single Point/ABM SNR(x,y,z) (1x1x1):

Measurement grid: dx=10mm, dy=10mm

Signal Type: Audio File (.wav) 48k_voice_1kHz_1s.wav

Output Gain: 37.15

Measure Window Start: 300ms

Measure Window Length: 1000ms

BWC applied: 0.16 dB

Device Reference Point: 0, 0, -6.3 mm

Cursor:

ABM1/ABM2 = 43.12 dB


ABM1 comp = -6.58 dBA/m

BWC Factor = 0.16 dB

Location: 5.2, 0.1, 3.7 mm

ABM2 = -49.70 dBA/m

Location: 5.2, 0.1, 3.7 mm



0 dB = 1.000 = 0.00 dB

LTE Band 26

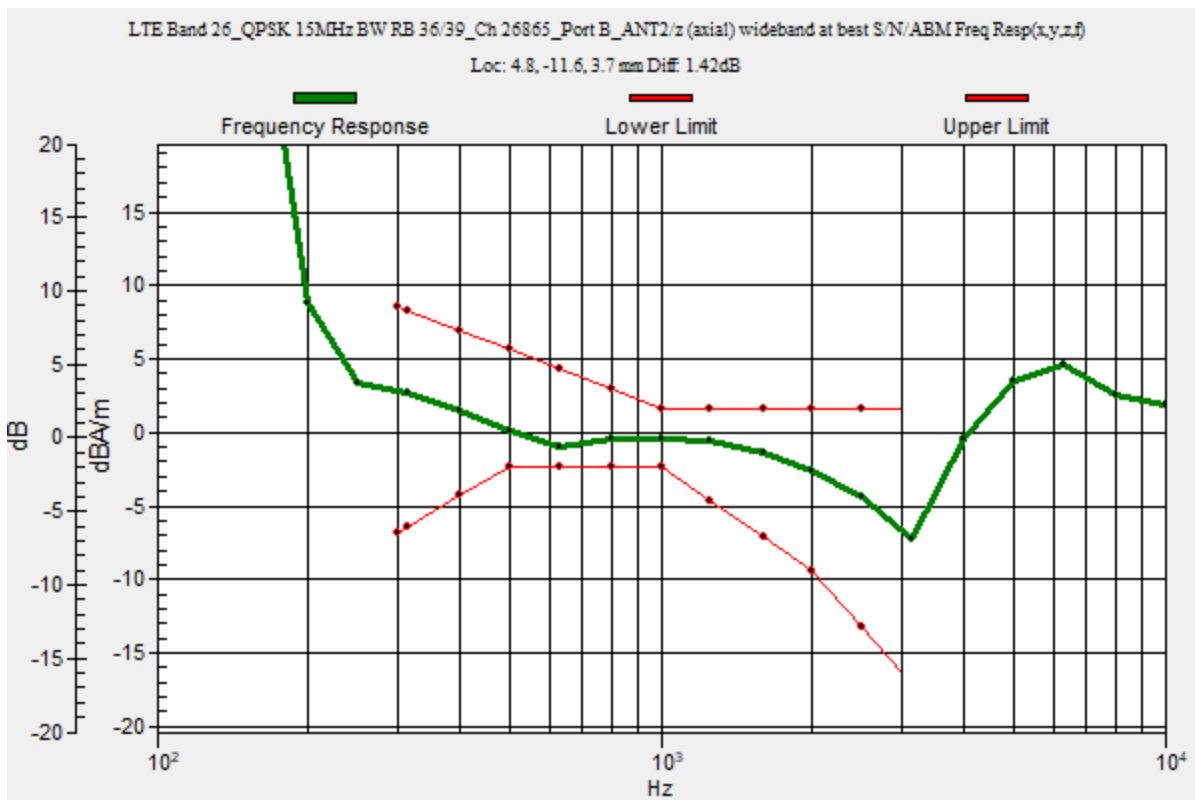
Communication System: UID 0, 1@LTE (FDD) (0); Frequency: 831.5 MHz;Duty Cycle: 1:1

T-Coil scan (scan for ANSI C63.19 2011 compliance)/LTE Band 26_QPSK 15MHz BW RB 36/39_Ch 26865_Port B_ANT2/z (axial) wideband at best S/N/ABM Freq Resp(x,y,z,f)

(1x1x1): Measurement grid: dx=10mm, dy=10mm
 Signal Type: Audio File (.wav) 48k_voice_300-3000_2s.wav
 Output Gain: 72.86
 Measure Window Start: 300ms
 Measure Window Length: 2000ms
 BWC applied: 10.80 dB
 Device Reference Point: 0, 0, -6.3 mm

Category	Telephone parameters WD signal quality [(signal+noise)-to-noise ratio in decibels]
Category T1	0 dB to 10 dB
Category T2	10 dB to 20 dB
Category T3	20 dB to 30 dB
Category T4	> 30 dB

Cursor:
 Diff = 1.42 dB
 BWC Factor = 10.80 dB
 Location: 4.8, -11.6, 3.7 mm



LTE Band 26

Communication System: UID 0, 1@LTE (FDD) (0); Frequency: 831.5 MHz; Duty Cycle: 1:1

Phantom section: TCoil Section

DASY5 Configuration:

- Probe: AM1DV3 - 3092; ; Calibrated: 4/16/2020
- Sensor-Surface: 0mm (Fix Surface)
- Electronics: DAE4 Sn1540; Calibrated: 2/21/2020
- Phantom: HAC Test Arch with AMCC; Type: SD HAC P01 BB
- Measurement SW: DASY52, Version 52.10 (4);SEMCAD X Version 14.6.14 (7483)

T-Coil scan (scan for ANSI C63.19 2011 compliance)/LTE Band 26_QPSK 15MHz BW RB 36/39_Ch 26865_Port B_ANT2/z (axial) 4.2mm 50 x 50/ABM Interpolated SNR(x,y,z)

(121x121x1): Interpolated grid: dx=1.000 mm, dy=1.000 mm

Signal Type: Audio File (.wav) 48k_voice_1kHz_1s.wav

Output Gain: 37.15

Measure Window Start: 300ms

Measure Window Length: 1000ms

BWC applied: 0.16 dB

Device Reference Point: 0, 0, -6.3 mm

Cursor:

ABM1/ABM2 = 45.12 dB


ABM1 comp = 0.87 dBA/m

BWC Factor = 0.16 dB

Location: 5, -11.7, 3.7 mm

ABM2 = -30.40 dBA/m

Location: 25, -8.3, 3.7 mm



0 dB = 1.000 = 0.00 dB

LTE Band 26

Communication System: UID 0, 1@LTE (FDD) (0); Frequency: 831.5 MHz; Duty Cycle: 1:1

Phantom section: TCoil Section

DASY5 Configuration:

- Probe: AM1DV3 - 3092; ; Calibrated: 4/16/2020
- Sensor-Surface: 0mm (Fix Surface)
- Electronics: DAE4 Sn1540; Calibrated: 2/21/2020
- Phantom: HAC Test Arch with AMCC; Type: SD HAC P01 BB
- Measurement SW: DASY52, Version 52.10 (4);SEMCAD X Version 14.6.14 (7483)

T-Coil scan (scan for ANSI C63.19 2011 compliance)/LTE Band 26_QPSK 15MHz BW RB 36/39_Ch 26865_Port B_ANT2/y (transversal) 4.2mm 50 x 50/ABM Interpolated

SNR(x,y,z) (121x121x1): Interpolated grid: dx=1.000 mm, dy=1.000 mm

Signal Type: Audio File (.wav) 48k_voice_1kHz_1s.wav

Output Gain: 37.15

Measure Window Start: 300ms

Measure Window Length: 1000ms

BWC applied: 0.16 dB

Device Reference Point: 0, 0, -6.3 mm

Cursor:

ABM1/ABM2 = 45.23 dB


ABM1 comp = -3.09 dBA/m

BWC Factor = 0.16 dB

Location: 7.5, -0.4, 3.7 mm

ABM2 = -27.01 dBA/m

Location: 25, -20.8, 3.7 mm



0 dB = 1.000 = 0.00 dB

LTE Band 30

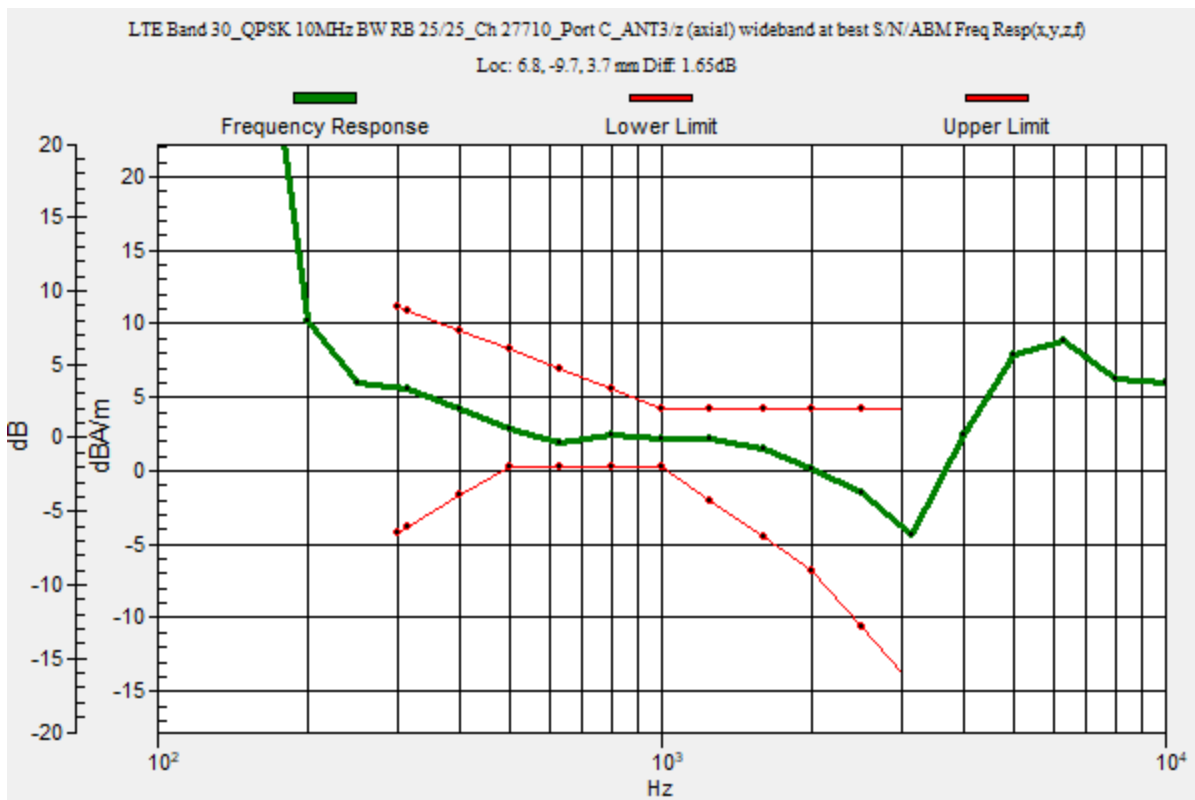
Communication System: UID 0, 1@LTE (FDD) (0); Frequency: 2310 MHz;Duty Cycle: 1:1

T-Coil scan (scan for ANSI C63.19 2011 compliance)/LTE Band 30_QPSK 10MHz BW RB 25/25_Ch 27710_Port C_ANT3/z (axial) wideband at best S/N/ABM Freq Resp(x,y,z,f)

(1x1x1): Measurement grid: dx=10mm, dy=10mm
 Signal Type: Audio File (.wav) 48k_voice_300-3000_2s.wav
 Output Gain: 72.86
 Measure Window Start: 300ms
 Measure Window Length: 2000ms
 BWC applied: 10.80 dB
 Device Reference Point: 0, 0, -6.3 mm

Category	Telephone parameters WD signal quality [(signal+noise)-to-noise ratio in decibels]
Category T1	0 dB to 10 dB
Category T2	10 dB to 20 dB
Category T3	20 dB to 30 dB
Category T4	> 30 dB

Cursor:
 Diff = 1.65 dB
 BWC Factor = 10.80 dB
 Location: 6.8, -9.7, 3.7 mm



LTE Band 30

Communication System: UID 0, 1@LTE (FDD) (0); Frequency: 2310 MHz; Duty Cycle: 1:1

Phantom section: TCoil Section

DASY5 Configuration:

- Probe: AM1DV3 - 3092; ; Calibrated: 4/16/2020
- Sensor-Surface: 0mm (Fix Surface)
- Electronics: DAE4 Sn1540; Calibrated: 2/21/2020
- Phantom: HAC Test Arch with AMCC; Type: SD HAC P01 BB
- Measurement SW: DASY52, Version 52.10 (4);SEMCAD X Version 14.6.14 (7483)

T-Coil scan (scan for ANSI C63.19 2011 compliance)/LTE Band 30_QPSK 10MHz BW RB 25/25_Ch 27710_Port C_ANT3/z (axial) Single Point/ABM SNR(x,y,z) (1x1x1): Measurement

grid: dx=10mm, dy=10mm

Signal Type: Audio File (.wav) 48k_voice_1kHz_1s.wav

Output Gain: 37.15

Measure Window Start: 300ms

Measure Window Length: 1000ms

BWC applied: 0.16 dB

Device Reference Point: 0, 0, -6.3 mm

Cursor:

ABM1/ABM2 = 42.63 dB


ABM1 comp = 2.66 dBA/m

BWC Factor = 0.16 dB

Location: 6.8, -9.7, 3.7 mm

ABM2 = -39.97 dBA/m

Location: 6.8, -9.7, 3.7 mm



0 dB = 1.000 = 0.00 dB

LTE Band 30

Communication System: UID 0, 1@LTE (FDD) (0); Frequency: 2310 MHz; Duty Cycle: 1:1

Phantom section: TCoil Section

DASY5 Configuration:

- Probe: AM1DV3 - 3092; ; Calibrated: 4/16/2020
- Sensor-Surface: 0mm (Fix Surface)
- Electronics: DAE4 Sn1540; Calibrated: 2/21/2020
- Phantom: HAC Test Arch with AMCC; Type: SD HAC P01 BB
- Measurement SW: DASY52, Version 52.10 (4);SEMCAD X Version 14.6.14 (7483)

T-Coil scan (scan for ANSI C63.19 2011 compliance)/LTE Band 30_QPSK 10MHz BW RB 25/25_Ch 27710_Port C_ANT3/y (transversal) Single Point/ABM SNR(x,y,z) (1x1x1):

Measurement grid: dx=10mm, dy=10mm

Signal Type: Audio File (.wav) 48k_voice_1kHz_1s.wav

Output Gain: 37.15

Measure Window Start: 300ms

Measure Window Length: 1000ms

BWC applied: 0.16 dB

Device Reference Point: 0, 0, -6.3 mm

Cursor:

ABM1/ABM2 = 43.31 dB

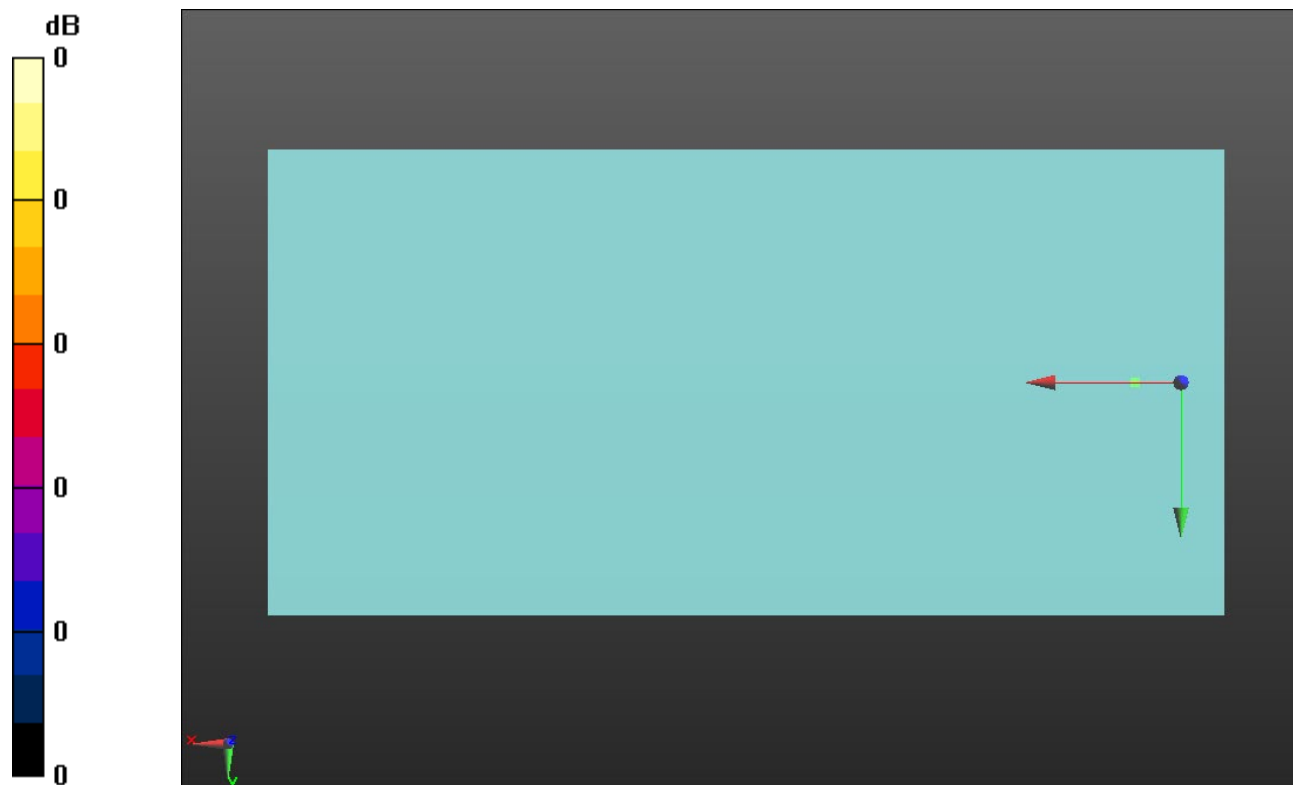
ABM1 comp = -5.84 dBA/m

BWC Factor = 0.16 dB

Location: 6.3, -0.1, 3.7 mm

ABM2 = -49.15 dBA/m

Location: 6.3, -0.1, 3.7 mm



0 dB = 1.000 = 0.00 dB

LTE Band 41

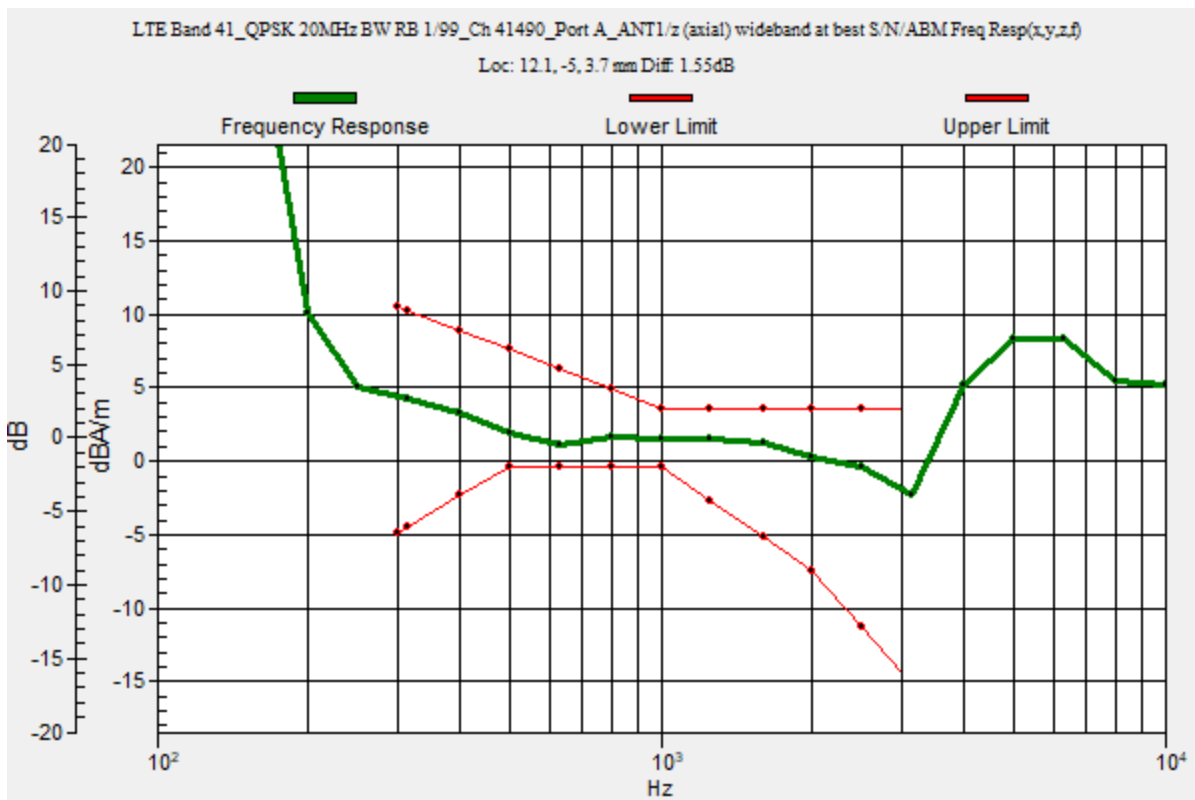
Communication System: UID 0, 1@LTE (TDD) (0); Frequency: 2680 MHz;Duty Cycle: 1:1.59956

T-Coil scan (scan for ANSI C63.19 2011 compliance)/LTE Band 41_QPSK 20MHz BW RB 1/99_Ch 41490_Port A_ANT1/z (axial) wideband at best S/N/ABM Freq Resp(x,y,z,f)

(1x1x1): Measurement grid: dx=10mm, dy=10mm
 Signal Type: Audio File (.wav) 48k_voice_300-3000_2s.wav
 Output Gain: 72.86
 Measure Window Start: 300ms
 Measure Window Length: 2000ms
 BWC applied: 10.80 dB
 Device Reference Point: 0, 0, -6.3 mm

Category	Telephone parameters WD signal quality [(signal+noise)-to-noise ratio in decibels]
Category T1	0 dB to 10 dB
Category T2	10 dB to 20 dB
Category T3	20 dB to 30 dB
Category T4	> 30 dB

Cursor:
 Diff = 1.55 dB
 BWC Factor = 10.80 dB
 Location: 12.1, -5, 3.7 mm



LTE Band 41

Communication System: UID 0, 1@LTE (TDD) (0); Frequency: 2680 MHz; Duty Cycle: 1:1.59956

Phantom section: TCoil Section

DASY5 Configuration:

- Probe: AM1DV3 - 3092; ; Calibrated: 4/16/2020
- Sensor-Surface: 0mm (Fix Surface)
- Electronics: DAE4 Sn1540; Calibrated: 2/21/2020
- Phantom: HAC Test Arch with AMCC; Type: SD HAC P01 BB
- Measurement SW: DASY52, Version 52.10 (4);SEMCAD X Version 14.6.14 (7483)

T-Coil scan (scan for ANSI C63.19 2011 compliance)/LTE Band 41_QPSK 20MHz BW RB 1/99_Ch 41490_Port A_ANT1/z (axial) Single Point/ABM SNR(x,y,z) (1x1x1): Measurement

grid: dx=10mm, dy=10mm

Signal Type: Audio File (.wav) 48k_voice_1kHz_1s.wav

Output Gain: 37.15

Measure Window Start: 300ms

Measure Window Length: 1000ms

BWC applied: 0.16 dB

Device Reference Point: 0, 0, -6.3 mm

Cursor:

ABM1/ABM2 = 45.39 dB


ABM1 comp = 2.35 dBA/m

BWC Factor = 0.16 dB

Location: 12.1, -5, 3.7 mm

ABM2 = -43.04 dBA/m

Location: 12.1, -5, 3.7 mm



0 dB = 1.000 = 0.00 dB

LTE Band 41

Communication System: UID 0, 1@LTE (TDD) (0); Frequency: 2680 MHz; Duty Cycle: 1:1.59956

Phantom section: TCoil Section

DASY5 Configuration:

- Probe: AM1DV3 - 3092; ; Calibrated: 4/16/2020
- Sensor-Surface: 0mm (Fix Surface)
- Electronics: DAE4 Sn1540; Calibrated: 2/21/2020
- Phantom: HAC Test Arch with AMCC; Type: SD HAC P01 BB
- Measurement SW: DASY52, Version 52.10 (4);SEMCAD X Version 14.6.14 (7483)

T-Coil scan (scan for ANSI C63.19 2011 compliance)/LTE Band 41_QPSK 20MHz BW RB 1/99_Ch 41490_Port A_ANT1/y (transversal) Single Point/ABM SNR(x,y,z) (1x1x1):

Measurement grid: dx=10mm, dy=10mm

Signal Type: Audio File (.wav) 48k_voice_1kHz_1s.wav

Output Gain: 37.15

Measure Window Start: 300ms

Measure Window Length: 1000ms

BWC applied: 0.16 dB

Device Reference Point: 0, 0, -6.3 mm

Cursor:

ABM1/ABM2 = 38.27 dB


ABM1 comp = -4.70 dBA/m

BWC Factor = 0.16 dB

Location: 8.1, 0.3, 3.7 mm

ABM2 = -42.97 dBA/m

Location: 8.1, 0.3, 3.7 mm



0 dB = 1.000 = 0.00 dB

LTE TDD Band 48

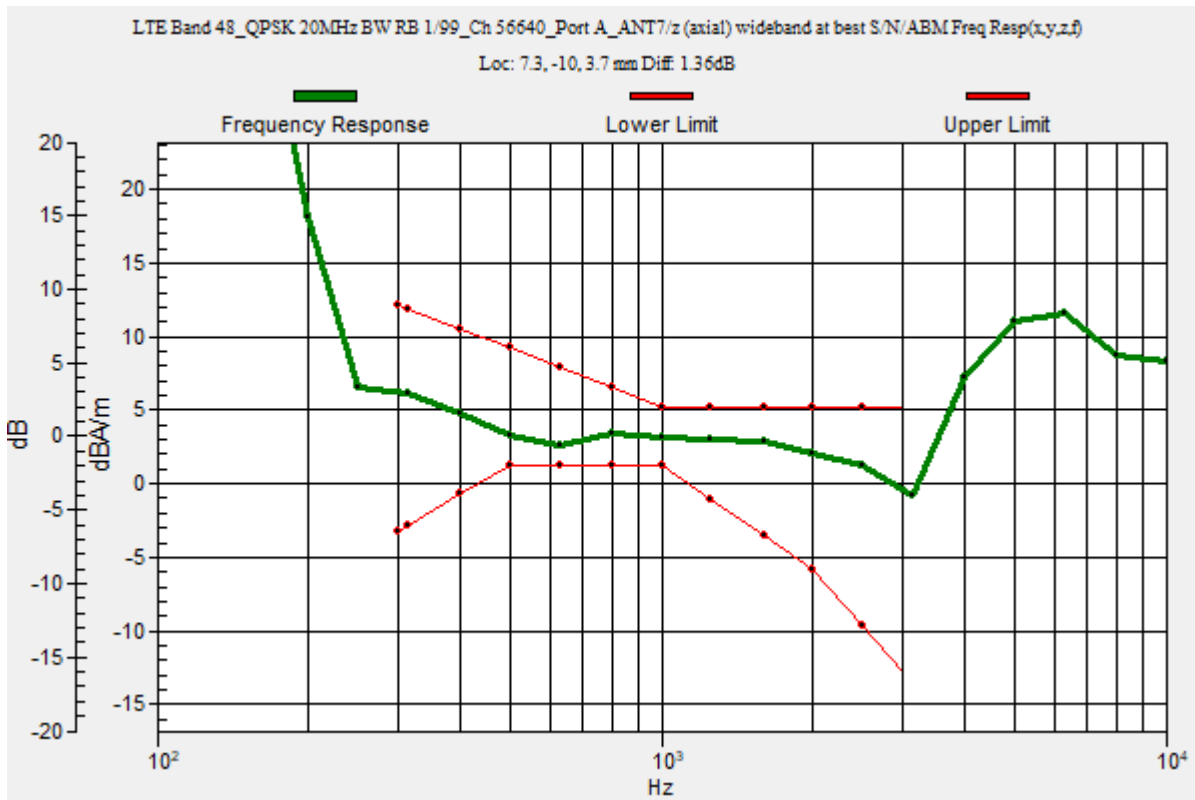
Communication System: UID 0, 1@LTE (TDD) (0); Frequency: 3690 MHz;Duty Cycle: 1:1.59956

T-Coil scan (scan for ANSI C63.19 2011 compliance)/LTE Band 48_QPSK 20MHz BW RB 1/99_Ch 56640_Port A_ANT7/z (axial) wideband at best S/N/ABM Freq Resp(x,y,z,f)

(1x1x1): Measurement grid: dx=10mm, dy=10mm
 Signal Type: Audio File (.wav) 48k_voice_300-3000_2s.wav
 Output Gain: 72.86
 Measure Window Start: 300ms
 Measure Window Length: 2000ms
 BWC applied: 10.80 dB
 Device Reference Point: 0, 0, -6.3 mm

Category	Telephone parameters WD signal quality [(signal+noise)-to-noise ratio in decibels]
Category T1	0 dB to 10 dB
Category T2	10 dB to 20 dB
Category T3	20 dB to 30 dB
Category T4	> 30 dB

Cursor:
 Diff = 1.36 dB
 BWC Factor = 10.80 dB
 Location: 7.3, -10, 3.7 mm



LTE TDD Band 48

Communication System: UID 0, 1@LTE (TDD) (0); Frequency: 3690 MHz; Duty Cycle: 1:1.59956

Phantom section: TCoil Section

DASY5 Configuration:

- Probe: AM1DV3 - 3092; ; Calibrated: 4/16/2020
- Sensor-Surface: 0mm (Fix Surface)
- Electronics: DAE4 Sn1540; Calibrated: 2/21/2020
- Phantom: HAC Test Arch with AMCC; Type: SD HAC P01 BB
- Measurement SW: DASY52, Version 52.10 (4);SEMCAD X Version 14.6.14 (7483)

T-Coil scan (scan for ANSI C63.19 2011 compliance)/LTE Band 48_QPSK 20MHz BW RB 1/99_Ch 56640_Port A_ANT7/z (axial) Single Point/ABM SNR(x,y,z) (1x1x1): Measurement

grid: dx=10mm, dy=10mm

Signal Type: Audio File (.wav) 48k_voice_1kHz_1s.wav

Output Gain: 37.15

Measure Window Start: 300ms

Measure Window Length: 1000ms

BWC applied: 0.16 dB

Device Reference Point: 0, 0, -6.3 mm

Cursor:

ABM1/ABM2 = 38.63 dB


ABM1 comp = 2.56 dBA/m

BWC Factor = 0.16 dB

Location: 7.3, -10, 3.7 mm

ABM2 = -36.07 dBA/m

Location: 7.3, -10, 3.7 mm



0 dB = 1.000 = 0.00 dB

v

LTE TDD Band 48

Communication System: UID 0, 1@LTE (TDD) (0); Frequency: 3690 MHz; Duty Cycle: 1:1.59956

Phantom section: TCoil Section

DASY5 Configuration:

- Probe: AM1DV3 - 3092; ; Calibrated: 4/16/2020
- Sensor-Surface: 0mm (Fix Surface)
- Electronics: DAE4 Sn1540; Calibrated: 2/21/2020
- Phantom: HAC Test Arch with AMCC; Type: SD HAC P01 BB
- Measurement SW: DASY52, Version 52.10 (4);SEMCAD X Version 14.6.14 (7483)

T-Coil scan (scan for ANSI C63.19 2011 compliance)/LTE Band 48_QPSK 20MHz BW RB 1/99_Ch 56640_Port A_ANT7/y (transversal) Single Point/ABM SNR(x,y,z) (1x1x1):

Measurement grid: dx=10mm, dy=10mm

Signal Type: Audio File (.wav) 48k_voice_1kHz_1s.wav

Output Gain: 37.15

Measure Window Start: 300ms

Measure Window Length: 1000ms

BWC applied: 0.16 dB

Device Reference Point: 0, 0, -6.3 mm

Cursor:

ABM1/ABM2 = 32.37 dB


ABM1 comp = -8.02 dBA/m

BWC Factor = 0.16 dB

Location: 4.2, -21.1, 3.7 mm

ABM2 = -40.39 dBA/m

Location: 4.2, -21.1, 3.7 mm



0 dB = 1.000 = 0.00 dB

LTE Band 66

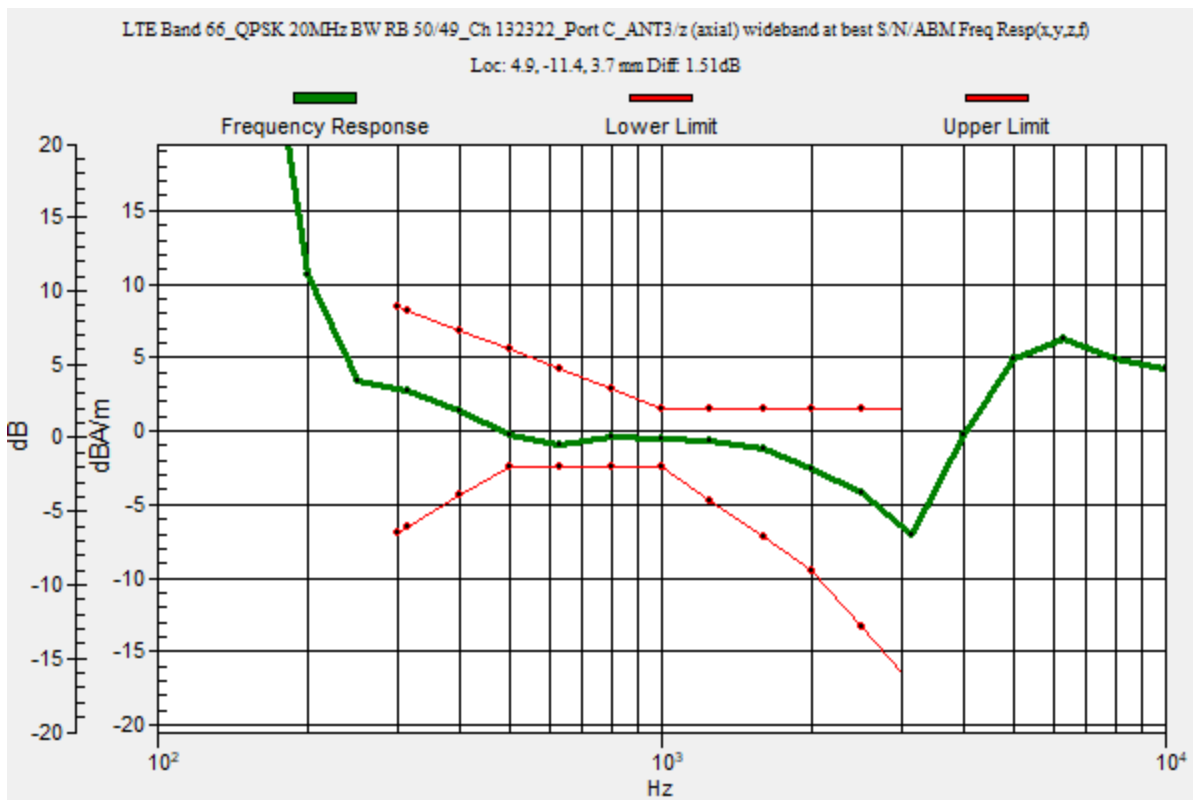
Communication System: UID 0, 1@LTE (FDD) (0); Frequency: 1745 MHz;Duty Cycle: 1:1

T-Coil scan (scan for ANSI C63.19 2011 compliance)/LTE Band 66_QPSK 20MHz BW RB 50/49_Ch 132322_Port C_ANT3/z (axial) wideband at best S/N/ABM Freq Resp(x,y,z,f)

(1x1x1): Measurement grid: dx=10mm, dy=10mm
 Signal Type: Audio File (.wav) 48k_voice_300-3000_2s.wav
 Output Gain: 72.86
 Measure Window Start: 300ms
 Measure Window Length: 2000ms
 BWC applied: 10.80 dB
 Device Reference Point: 0, 0, -6.3 mm

Category	Telephone parameters WD signal quality [(signal+noise)-to-noise ratio in decibels]
Category T1	0 dB to 10 dB
Category T2	10 dB to 20 dB
Category T3	20 dB to 30 dB
Category T4	> 30 dB

Cursor:
 Diff = 1.51 dB
 BWC Factor = 10.80 dB
 Location: 4.9, -11.4, 3.7 mm



LTE Band 66

Communication System: UID 0, 1@LTE (FDD) (0); Frequency: 1745 MHz; Duty Cycle: 1:1

Phantom section: TCoil Section

DASY5 Configuration:

- Probe: AM1DV3 - 3092; ; Calibrated: 4/16/2020
- Sensor-Surface: 0mm (Fix Surface)
- Electronics: DAE4 Sn1540; Calibrated: 2/21/2020
- Phantom: HAC Test Arch with AMCC; Type: SD HAC P01 BB
- Measurement SW: DASY52, Version 52.10 (4);SEMCAD X Version 14.6.14 (7483)

T-Coil scan (scan for ANSI C63.19 2011 compliance)/LTE Band 66_QPSK 20MHz BW RB 50/49_Ch 132322_Port C_ANT3/z (axial) Single Point/ABM SNR(x,y,z) (1x1x1): Measurement

grid: dx=10mm, dy=10mm

Signal Type: Audio File (.wav) 48k_voice_1kHz_1s.wav

Output Gain: 37.15

Measure Window Start: 300ms

Measure Window Length: 1000ms

BWC applied: 0.16 dB

Device Reference Point: 0, 0, -6.3 mm

Cursor:

ABM1/ABM2 = 41.41 dB


ABM1 comp = -1.02 dBA/m

BWC Factor = 0.16 dB

Location: 4.9, -11.4, 3.7 mm

ABM2 = -42.43 dBA/m

Location: 4.9, -11.4, 3.7 mm



0 dB = 1.000 = 0.00 dB

LTE Band 66

Communication System: UID 0, 1@LTE (FDD) (0); Frequency: 1745 MHz; Duty Cycle: 1:1

Phantom section: TCoil Section

DASY5 Configuration:

- Probe: AM1DV3 - 3092; ; Calibrated: 4/16/2020
- Sensor-Surface: 0mm (Fix Surface)
- Electronics: DAE4 Sn1540; Calibrated: 2/21/2020
- Phantom: HAC Test Arch with AMCC; Type: SD HAC P01 BB
- Measurement SW: DASY52, Version 52.10 (4);SEMCAD X Version 14.6.14 (7483)

T-Coil scan (scan for ANSI C63.19 2011 compliance)/LTE Band 66_QPSK 20MHz BW RB 50/49_Ch 132322_Port C_ANT3/y (transversal) Single Point/ABM SNR(x,y,z) (1x1x1):

Measurement grid: dx=10mm, dy=10mm

Signal Type: Audio File (.wav) 48k_voice_1kHz_1s.wav

Output Gain: 37.15

Measure Window Start: 300ms

Measure Window Length: 1000ms

BWC applied: 0.16 dB

Device Reference Point: 0, 0, -6.3 mm

Cursor:

ABM1/ABM2 = 42.95 dB


ABM1 comp = -6.06 dBA/m

BWC Factor = 0.16 dB

Location: 6, 0, 3.7 mm

ABM2 = -49.01 dBA/m

Location: 6, 0, 3.7 mm



0 dB = 1.000 = 0.00 dB

Wi-Fi 802.11b

Communication System: UID 0, 1@IEEE 802.11b/g/n 2.4 GHz Band (0); Frequency: 2437 MHz;Duty Cycle: 1:1

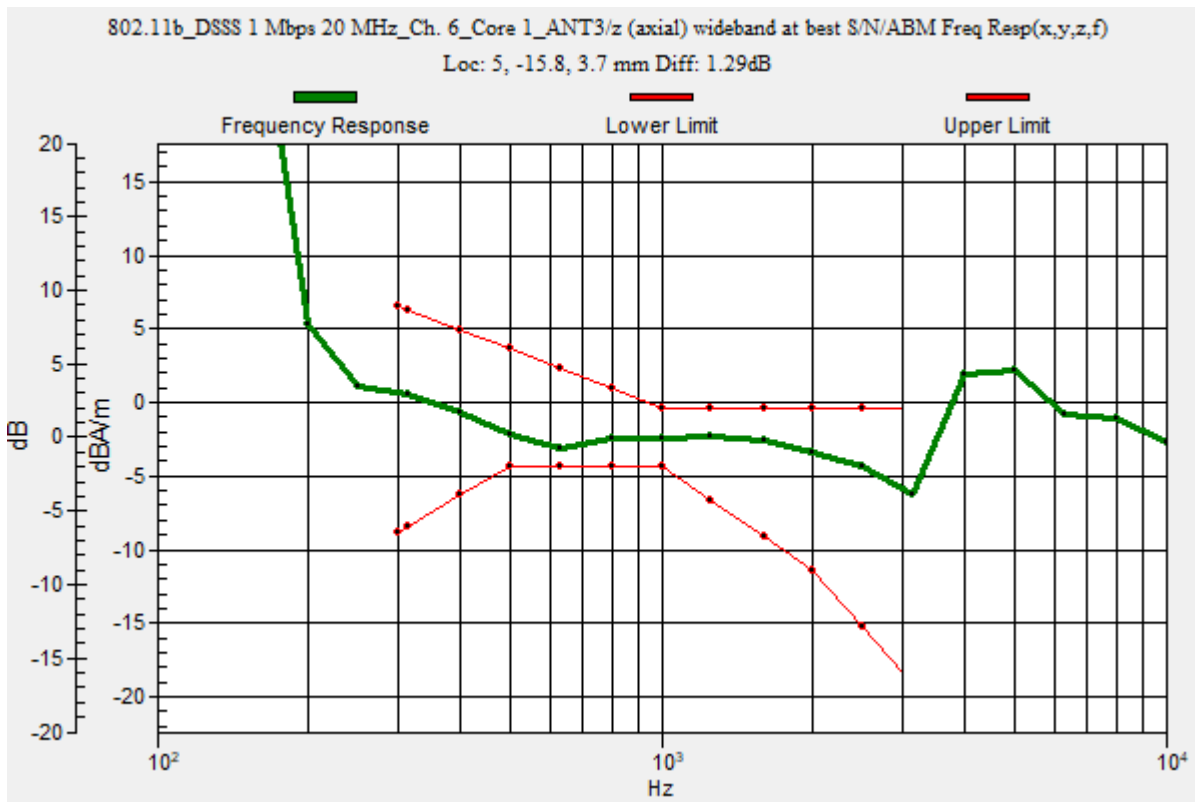
T-Coil scan (scan for ANSI C63.19 2011 compliance)/802.11b_DSSS 1 Mbps 20 MHz_Ch. 6_Core 1_ANT3/z (axial) wideband at best S/N/ABM Freq Resp(x,y,z,f) (1x1x1):

Measurement grid: dx=10mm, dy=10mm
 Signal Type: Audio File (.wav) 48k_voice_300-3000_2s.wav
 Output Gain: 72.86
 Measure Window Start: 300ms
 Measure Window Length: 2000ms
 BWC applied: 10.80 dB
 Device Reference Point: 0, 0, -6.3 mm

Category	Telephone parameters WD signal quality [(signal+noise)-to-noise ratio in decibels]
Category T1	0 dB to 10 dB
Category T2	10 dB to 20 dB
Category T3	20 dB to 30 dB
Category T4	> 30 dB

Cursor:

Diff = 1.29 dB
 BWC Factor = 10.80 dB
 Location: 5, -15.8, 3.7 mm



Wi-Fi 802.11b

Communication System: UID 0, 1@IEEE 802.11b/g/n 2.4 GHz Band (0); Frequency: 2437 MHz; Duty Cycle: 1:1

Phantom section: TCoil Section

DASY5 Configuration:

- Probe: AM1DV3 - 3092; ; Calibrated: 4/16/2020
- Sensor-Surface: 0mm (Fix Surface)
- Electronics: DAE4 Sn1540; Calibrated: 2/21/2020
- Phantom: HAC Test Arch with AMCC; Type: SD HAC P01 BB
- Measurement SW: DASY52, Version 52.10 (4);SEMCAD X Version 14.6.14 (7483)

T-Coil scan (scan for ANSI C63.19 2011 compliance)/802.11b_DSSS 1 Mbps 20 MHz_Ch. 6_Core 1_ANT3/z (axial) 4.2mm 50 x 50/ABM Interpolated SNR(x,y,z) (121x121x1):

Interpolated grid: dx=1.000 mm, dy=1.000 mm

Signal Type: Audio File (.wav) 48k_voice_1kHz_1s.wav

Output Gain: 37.15

Measure Window Start: 300ms

Measure Window Length: 1000ms

BWC applied: 0.16 dB

Device Reference Point: 0, 0, -6.3 mm

Cursor:

ABM1/ABM2 = 45.31 dB


ABM1 comp = -1.13 dBA/m

BWC Factor = 0.16 dB

Location: 5, -15.8, 3.7 mm

ABM2 = -35.39 dBA/m

Location: 12.5, -8.3, 3.7 mm



0 dB = 1.000 = 0.00 dB

Wi-Fi 802.11b

Communication System: UID 0, 1@IEEE 802.11b/g/n 2.4 GHz Band (0); Frequency: 2437 MHz; Duty Cycle: 1:1

Phantom section: TCoil Section

DASY5 Configuration:

- Probe: AM1DV3 - 3092; ; Calibrated: 4/16/2020
- Sensor-Surface: 0mm (Fix Surface)
- Electronics: DAE4 Sn1540; Calibrated: 2/21/2020
- Phantom: HAC Test Arch with AMCC; Type: SD HAC P01 BB
- Measurement SW: DASY52, Version 52.10 (4);SEMCAD X Version 14.6.14 (7483)

T-Coil scan (scan for ANSI C63.19 2011 compliance)/802.11b_DSSS 1 Mbps 20 MHz_Ch. 6_Core 1_ANT3/y (transversal) 4.2mm 50 x 50/ABM Interpolated SNR(x,y,z) (121x121x1):

Interpolated grid: dx=1.000 mm, dy=1.000 mm

Signal Type: Audio File (.wav) 48k_voice_1kHz_1s.wav

Output Gain: 37.15

Measure Window Start: 300ms

Measure Window Length: 1000ms

BWC applied: 0.16 dB

Device Reference Point: 0, 0, -6.3 mm

Cursor:

ABM1/ABM2 = 48.19 dB


ABM1 comp = -2.53 dBA/m

BWC Factor = 0.16 dB

Location: 8.3, -3.3, 3.7 mm

ABM2 = -37.59 dBA/m

Location: 25, -25, 3.7 mm



0 dB = 1.000 = 0.00 dB

802.11ac VHT20

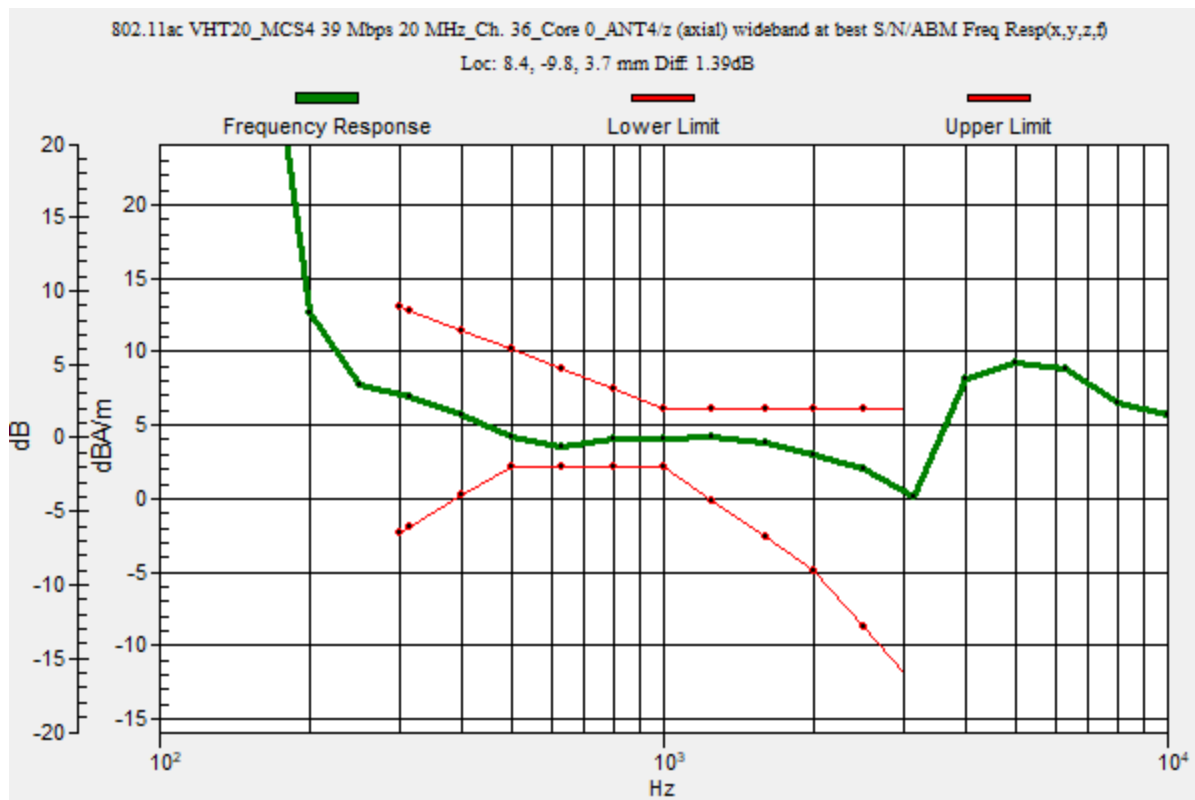
Communication System: UID 0, 1@IEEE 802.11a/n/ac 5 GHz Band (0); Frequency: 5180 MHz;Duty Cycle: 1:1

T-Coil scan (scan for ANSI C63.19 2011 compliance)/802.11ac VHT20_MCS4 39 Mbps 20 MHz_Ch. 36_Core 0_ANT6/z (axial) wideband at best S/N/ABM Freq Resp(x,y,z,f)

(1x1x1): Measurement grid: dx=10mm, dy=10mm
 Signal Type: Audio File (.wav) 48k_voice_300-3000_2s.wav
 Output Gain: 72.86
 Measure Window Start: 300ms
 Measure Window Length: 2000ms
 BWC applied: 10.80 dB
 Device Reference Point: 0, 0, -6.3 mm

Category	Telephone parameters WD signal quality [(signal+noise)-to-noise ratio in decibels]
Category T1	0 dB to 10 dB
Category T2	10 dB to 20 dB
Category T3	20 dB to 30 dB
Category T4	> 30 dB

Cursor:
 Diff = 1.39 dB
 BWC Factor = 10.80 dB
 Location: 8.4, -9.8, 3.7 mm



802.11ac VHT20

Communication System: UID 0, 1@IEEE 802.11a/n/ac 5 GHz Band (0); Frequency: 5180 MHz; Duty Cycle: 1:1

Phantom section: TCoil Section

DASY5 Configuration:

- Probe: AM1DV3 - 3092; ; Calibrated: 4/16/2020
- Sensor-Surface: 0mm (Fix Surface)
- Electronics: DAE4 Sn1540; Calibrated: 2/21/2020
- Phantom: HAC Test Arch with AMCC; Type: SD HAC P01 BB
- Measurement SW: DASY52, Version 52.10 (4);SEMCAD X Version 14.6.14 (7483)

T-Coil scan (scan for ANSI C63.19 2011 compliance)/802.11ac VHT20_MCS4 39 Mbps 20 MHz_Ch. 36_Core 0_ANT6/z (axial) Single Point/ABM SNR(x,y,z) (1x1x1): Measurement grid:

dx=10mm, dy=10mm

Signal Type: Audio File (.wav) 48k_voice_1kHz_1s.wav

Output Gain: 37.15

Measure Window Start: 300ms

Measure Window Length: 1000ms

BWC applied: 0.16 dB

Device Reference Point: 0, 0, -6.3 mm

Cursor:

ABM1/ABM2 = 44.92 dB


ABM1 comp = 4.76 dBA/m

BWC Factor = 0.16 dB

Location: 8.4, -9.8, 3.7 mm

ABM2 = -40.16 dBA/m

Location: 8.4, -9.8, 3.7 mm



0 dB = 1.000 = 0.00 dB

802.11ac VHT20

Communication System: UID 0, 1@IEEE 802.11a/n/ac 5 GHz Band (0); Frequency: 5180 MHz; Duty Cycle: 1:1

Phantom section: TCoil Section

DASY5 Configuration:

- Probe: AM1DV3 - 3092; ; Calibrated: 4/16/2020
- Sensor-Surface: 0mm (Fix Surface)
- Electronics: DAE4 Sn1540; Calibrated: 2/21/2020
- Phantom: HAC Test Arch with AMCC; Type: SD HAC P01 BB
- Measurement SW: DASY52, Version 52.10 (4);SEMCAD X Version 14.6.14 (7483)

T-Coil scan (scan for ANSI C63.19 2011 compliance)/802.11ac VHT20_MCS4 39 Mbps 20 MHz_Ch. 36_Core 0_ANT6/y (transversal) Single Point/ABM SNR(x,y,z) (1x1x1):

Measurement grid: dx=10mm, dy=10mm

Signal Type: Audio File (.wav) 48k_voice_1kHz_1s.wav

Output Gain: 37.15

Measure Window Start: 300ms

Measure Window Length: 1000ms

BWC applied: 0.16 dB

Device Reference Point: 0, 0, -6.3 mm

Cursor:

ABM1/ABM2 = 42.81 dB


ABM1 comp = -4.49 dBA/m

BWC Factor = 0.16 dB

Location: 7.5, -0.1, 3.7 mm

ABM2 = -47.30 dBA/m

Location: 7.5, -0.1, 3.7 mm



0 dB = 1.000 = 0.00 dB

802.11ac VHT20

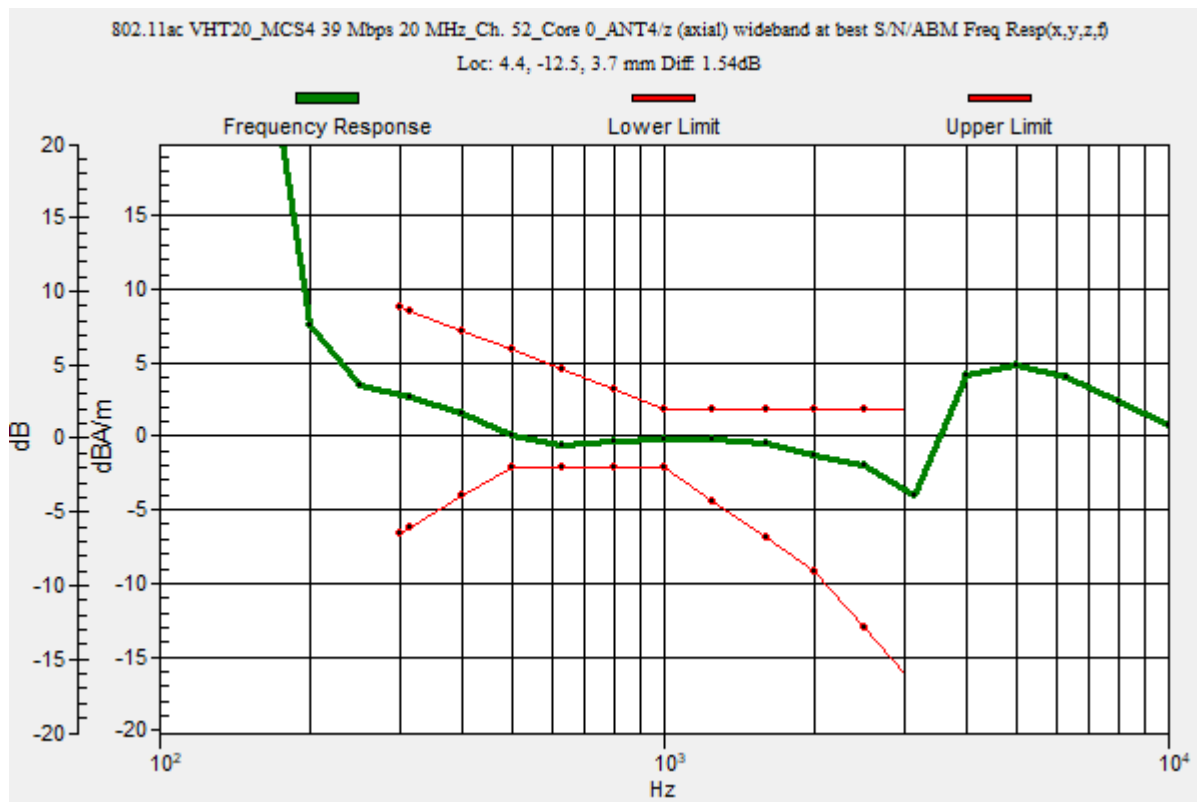
Communication System: UID 0, 1@IEEE 802.11a/n/ac 5 GHz Band (0); Frequency: 5260 MHz;Duty Cycle: 1:1

T-Coil scan (scan for ANSI C63.19 2011 compliance)/802.11ac VHT20_MCS4 39 Mbps 20 MHz_Ch. 52_Core 0_ANT6/z (axial) wideband at best S/N/ABM Freq Resp(x,y,z,f)

(1x1x1): Measurement grid: dx=10mm, dy=10mm
 Signal Type: Audio File (.wav) 48k_voice_300-3000_2s.wav
 Output Gain: 72.86
 Measure Window Start: 300ms
 Measure Window Length: 2000ms
 BWC applied: 10.80 dB
 Device Reference Point: 0, 0, -6.3 mm

Category	Telephone parameters WD signal quality [(signal+noise)-to-noise ratio in decibels]
Category T1	0 dB to 10 dB
Category T2	10 dB to 20 dB
Category T3	20 dB to 30 dB
Category T4	> 30 dB

Cursor:
 Diff = 1.54 dB
 BWC Factor = 10.80 dB
 Location: 4.4, -12.5, 3.7 mm



802.11ac VHT20

Communication System: UID 0, 1@IEEE 802.11a/n/ac 5 GHz Band (0); Frequency: 5260 MHz; Duty Cycle: 1:1

Phantom section: TCoil Section

DASY5 Configuration:

- Probe: AM1DV3 - 3092; ; Calibrated: 4/16/2020
- Sensor-Surface: 0mm (Fix Surface)
- Electronics: DAE4 Sn1540; Calibrated: 2/21/2020
- Phantom: HAC Test Arch with AMCC; Type: SD HAC P01 BB
- Measurement SW: DASY52, Version 52.10 (4);SEMCAD X Version 14.6.14 (7483)

T-Coil scan (scan for ANSI C63.19 2011 compliance)/802.11ac VHT20_MCS4 39 Mbps 20 MHz_Ch. 52_Core 0_ANT6/z (axial) 4.2mm 50 x 50/ABM Interpolated SNR(x,y,z)

(121x121x1): Interpolated grid: dx=1.000 mm, dy=1.000 mm

Signal Type: Audio File (.wav) 48k_voice_1kHz_1s.wav

Output Gain: 37.15

Measure Window Start: 300ms

Measure Window Length: 1000ms

BWC applied: 0.16 dB

Device Reference Point: 0, 0, -6.3 mm

Cursor:

ABM1/ABM2 = 48.45 dB


ABM1 comp = 1.51 dBA/m

BWC Factor = 0.16 dB

Location: 4.6, -12.5, 3.7 mm

ABM2 = -33.06 dBA/m

Location: 25, -16.7, 3.7 mm



0 dB = 1.000 = 0.00 dB

802.11ac VHT20

Communication System: UID 0, 1@IEEE 802.11a/n/ac 5 GHz Band (0); Frequency: 5260 MHz; Duty Cycle: 1:1

Phantom section: TCoil Section

DASY5 Configuration:

- Probe: AM1DV3 - 3092; ; Calibrated: 4/16/2020
- Sensor-Surface: 0mm (Fix Surface)
- Electronics: DAE4 Sn1540; Calibrated: 2/21/2020
- Phantom: HAC Test Arch with AMCC; Type: SD HAC P01 BB
- Measurement SW: DASY52, Version 52.10 (4);SEMCAD X Version 14.6.14 (7483)

T-Coil scan (scan for ANSI C63.19 2011 compliance)/802.11ac VHT20_MCS4 39 Mbps 20 MHz_Ch. 52_Core 0_ANT6/y (transversal) 4.2mm 50 x 50/ABM Interpolated SNR(x,y,z)

(121x121x1): Interpolated grid: dx=1.000 mm, dy=1.000 mm

Signal Type: Audio File (.wav) 48k_voice_1kHz_1s.wav

Output Gain: 37.15

Measure Window Start: 300ms

Measure Window Length: 1000ms

BWC applied: 0.16 dB

Device Reference Point: 0, 0, -6.3 mm

Cursor:

ABM1/ABM2 = 49.81 dB


ABM1 comp = -2.08 dBA/m

BWC Factor = 0.16 dB

Location: 8.3, -3.3, 3.7 mm

ABM2 = -30.68 dBA/m

Location: 25, -25, 3.7 mm



0 dB = 1.000 = 0.00 dB

802.11ac VHT20

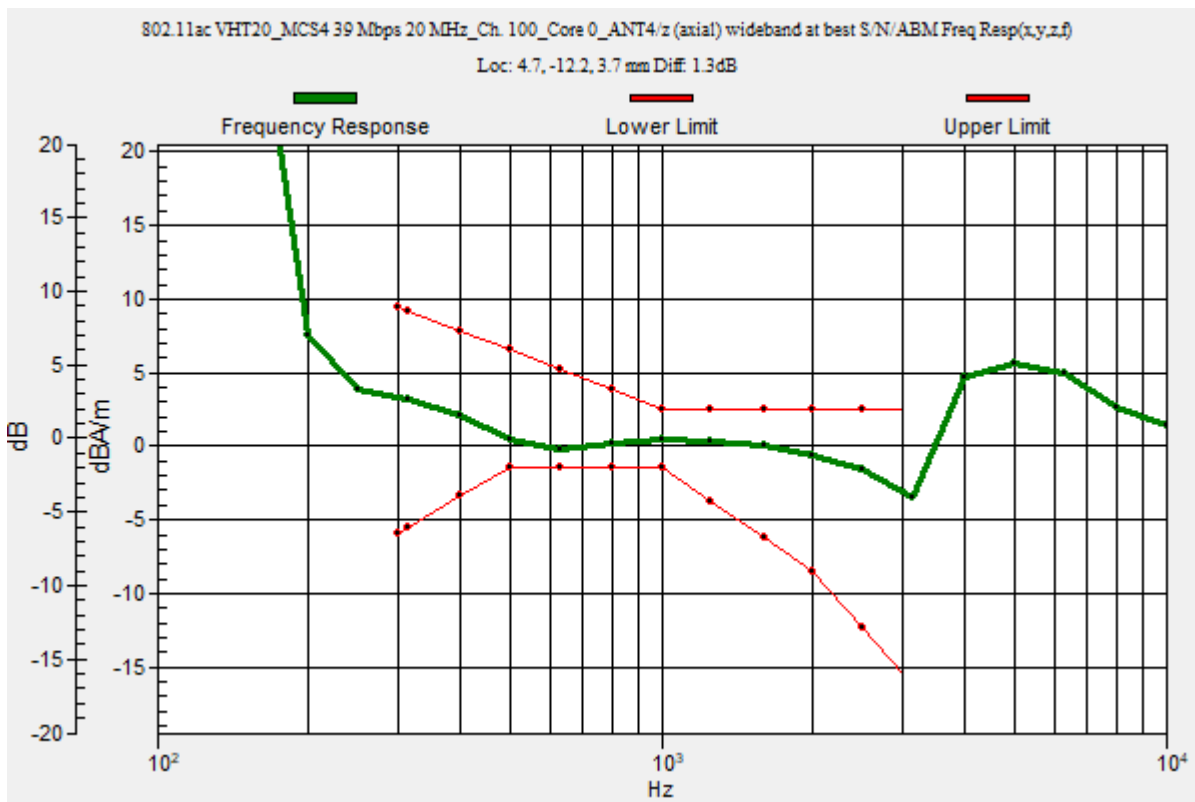
Communication System: UID 0, 1@IEEE 802.11a/n/ac 5 GHz Band (0); Frequency: 5500 MHz;Duty Cycle: 1:1

T-Coil scan (scan for ANSI C63.19 2011 compliance)/802.11ac VHT20_MCS4 39 Mbps 20 MHz_Ch. 100_Core 0_ANT6/z (axial) wideband at best S/N/ABM Freq Resp(x,y,z,f)

(1x1x1): Measurement grid: dx=10mm, dy=10mm
 Signal Type: Audio File (.wav) 48k_voice_300-3000_2s.wav
 Output Gain: 72.86
 Measure Window Start: 300ms
 Measure Window Length: 2000ms
 BWC applied: 10.80 dB
 Device Reference Point: 0, 0, -6.3 mm

Category	Telephone parameters WD signal quality [(signal+noise)-to-noise ratio in decibels]
Category T1	0 dB to 10 dB
Category T2	10 dB to 20 dB
Category T3	20 dB to 30 dB
Category T4	> 30 dB

Cursor:
 Diff = 1.30 dB
 BWC Factor = 10.80 dB
 Location: 4.7, -12.2, 3.7 mm



802.11ac VHT20

Communication System: UID 0, 1@IEEE 802.11a/n/ac 5 GHz Band (0); Frequency: 5500 MHz; Duty Cycle: 1:1

Phantom section: TCoil Section

DASY5 Configuration:

- Probe: AM1DV3 - 3092; ; Calibrated: 4/16/2020
- Sensor-Surface: 0mm (Fix Surface)
- Electronics: DAE4 Sn1540; Calibrated: 2/21/2020
- Phantom: HAC Test Arch with AMCC; Type: SD HAC P01 BB
- Measurement SW: DASY52, Version 52.10 (4);SEMCAD X Version 14.6.14 (7483)

T-Coil scan (scan for ANSI C63.19 2011 compliance)/802.11ac VHT20_MCS4 39 Mbps 20 MHz_Ch. 100_Core 0_ANT6/z (axial) 4.2mm 50 x 50/ABM Interpolated SNR(x,y,z)

(121x121x1): Interpolated grid: dx=1.000 mm, dy=1.000 mm

Signal Type: Audio File (.wav) 48k_voice_1kHz_1s.wav

Output Gain: 37.15

Measure Window Start: 300ms

Measure Window Length: 1000ms

BWC applied: 0.16 dB

Device Reference Point: 0, 0, -6.3 mm

Cursor:

ABM1/ABM2 = 48.40 dB


ABM1 comp = 1.68 dBA/m

BWC Factor = 0.16 dB

Location: 4.6, -12.1, 3.7 mm

ABM2 = -32.50 dBA/m

Location: 25, -16.7, 3.7 mm



0 dB = 1.000 = 0.00 dB

802.11ac VHT20

Communication System: UID 0, 1@IEEE 802.11a/n/ac 5 GHz Band (0); Frequency: 5500 MHz; Duty Cycle: 1:1

Phantom section: TCoil Section

DASY5 Configuration:

- Probe: AM1DV3 - 3092; ; Calibrated: 4/16/2020
- Sensor-Surface: 0mm (Fix Surface)
- Electronics: DAE4 Sn1540; Calibrated: 2/21/2020
- Phantom: HAC Test Arch with AMCC; Type: SD HAC P01 BB
- Measurement SW: DASY52, Version 52.10 (4);SEMCAD X Version 14.6.14 (7483)

T-Coil scan (scan for ANSI C63.19 2011 compliance)/802.11ac VHT20_MCS4 39 Mbps 20 MHz_Ch. 100_Core 0_ANT6/y (transversal) 4.2mm 50 x 50/ABM Interpolated SNR(x,y,z) (121x121x1):

Interpolated grid: dx=1.000 mm, dy=1.000 mm

Signal Type: Audio File (.wav) 48k_voice_1kHz_1s.wav

Output Gain: 37.15

Measure Window Start: 300ms

Measure Window Length: 1000ms

BWC applied: 0.16 dB

Device Reference Point: 0, 0, -6.3 mm

Cursor:

ABM1/ABM2 = 49.63 dB


ABM1 comp = -2.03 dBA/m

BWC Factor = 0.16 dB

Location: 8.3, -2.9, 3.7 mm

ABM2 = -30.04 dBA/m

Location: 25, -25, 3.7 mm



0 dB = 1.000 = 0.00 dB

802.11ac VHT20

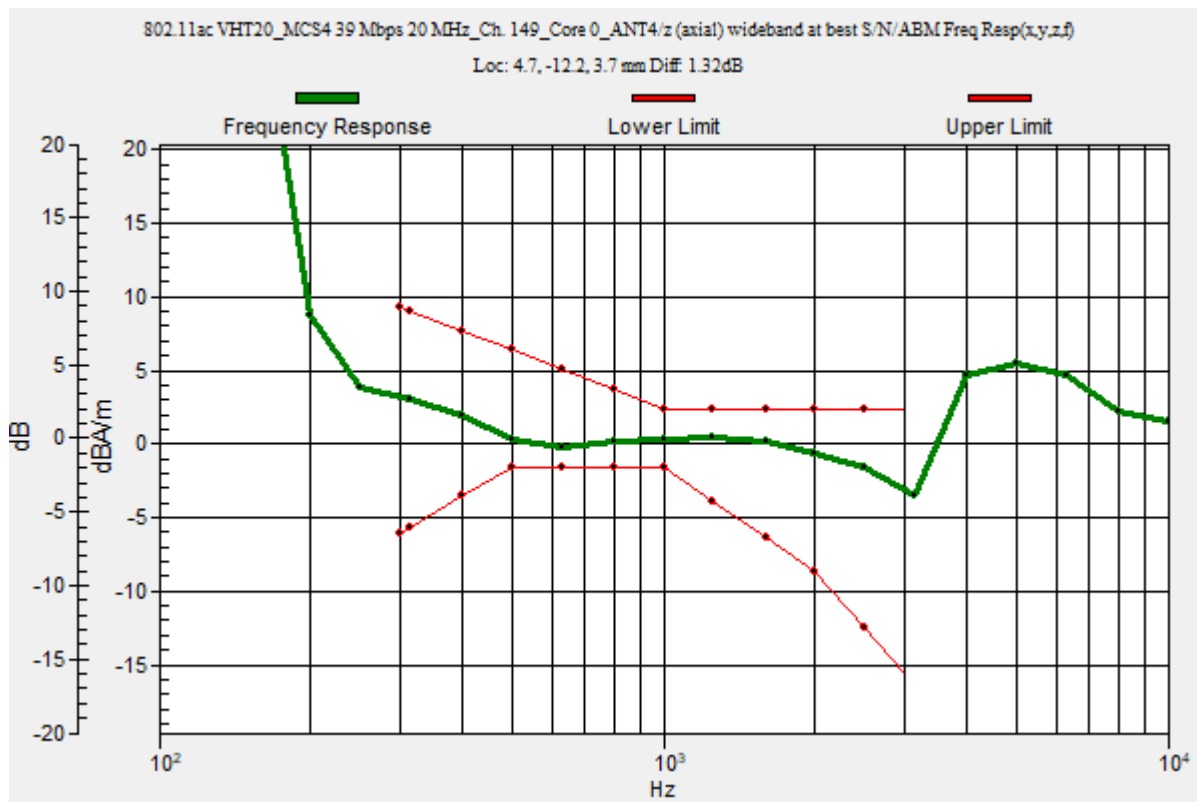
Communication System: UID 0, 1@IEEE 802.11a/n/ac 5 GHz Band (0); Frequency: 5745 MHz;Duty Cycle: 1:1

T-Coil scan (scan for ANSI C63.19 2011 compliance)/802.11ac VHT20_MCS4 39 Mbps 20 MHz_Ch. 149_Core 0_ANT6/z (axial) wideband at best S/N/ABM Freq Resp(x,y,z,f)

(1x1x1): Measurement grid: dx=10mm, dy=10mm
 Signal Type: Audio File (.wav) 48k_voice_300-3000_2s.wav
 Output Gain: 72.86
 Measure Window Start: 300ms
 Measure Window Length: 2000ms
 BWC applied: 10.80 dB
 Device Reference Point: 0, 0, -6.3 mm

Category	Telephone parameters WD signal quality [(signal+noise)-to-noise ratio in decibels]
Category T1	0 dB to 10 dB
Category T2	10 dB to 20 dB
Category T3	20 dB to 30 dB
Category T4	> 30 dB

Cursor:
 Diff = 1.32 dB
 BWC Factor = 10.80 dB
 Location: 4.7, -12.2, 3.7 mm



802.11ac VHT20

Communication System: UID 0, 1@IEEE 802.11a/n/ac 5 GHz Band (0); Frequency: 5745 MHz; Duty Cycle: 1:1

Phantom section: TCoil Section

DASY5 Configuration:

- Probe: AM1DV3 - 3092; ; Calibrated: 4/16/2020
- Sensor-Surface: 0mm (Fix Surface)
- Electronics: DAE4 Sn1540; Calibrated: 2/21/2020
- Phantom: HAC Test Arch with AMCC; Type: SD HAC P01 BB
- Measurement SW: DASY52, Version 52.10 (4);SEMCAD X Version 14.6.14 (7483)

T-Coil scan (scan for ANSI C63.19 2011 compliance)/802.11ac VHT20_MCS4 39 Mbps 20 MHz_Ch. 149_Core 0_ANT6/z (axial) Single Point/ABM SNR(x,y,z) (1x1x1): Measurement grid:

dx=10mm, dy=10mm

Signal Type: Audio File (.wav) 48k_voice_1kHz_1s.wav

Output Gain: 37.15

Measure Window Start: 300ms

Measure Window Length: 1000ms

BWC applied: 0.16 dB

Device Reference Point: 0, 0, -6.3 mm

Cursor:

ABM1/ABM2 = 47.31 dB


ABM1 comp = 1.05 dBA/m

BWC Factor = 0.16 dB

Location: 4.7, -12.2, 3.7 mm

ABM2 = -46.25 dBA/m

Location: 4.7, -12.2, 3.7 mm



0 dB = 1.000 = 0.00 dB

802.11ac VHT20

Communication System: UID 0, 1@IEEE 802.11a/n/ac 5 GHz Band (0); Frequency: 5745 MHz; Duty Cycle: 1:1

Phantom section: TCoil Section

DASY5 Configuration:

- Probe: AM1DV3 - 3092; ; Calibrated: 4/16/2020
- Sensor-Surface: 0mm (Fix Surface)
- Electronics: DAE4 Sn1540; Calibrated: 2/21/2020
- Phantom: HAC Test Arch with AMCC; Type: SD HAC P01 BB
- Measurement SW: DASY52, Version 52.10 (4);SEMCAD X Version 14.6.14 (7483)

T-Coil scan (scan for ANSI C63.19 2011 compliance)/802.11ac VHT20_MCS4 39 Mbps 20 MHz_Ch. 149_Core 0_ANT6/y (transversal) Single Point/ABM SNR(x,y,z) (1x1x1):

Measurement grid: dx=10mm, dy=10mm

Signal Type: Audio File (.wav) 48k_voice_1kHz_1s.wav

Output Gain: 37.15

Measure Window Start: 300ms

Measure Window Length: 1000ms

BWC applied: 0.16 dB

Device Reference Point: 0, 0, -6.3 mm

Cursor:

ABM1/ABM2 = 47.26 dB


ABM1 comp = -4.28 dBA/m

BWC Factor = 0.16 dB

Location: 8.3, -3.1, 3.7 mm

ABM2 = -51.54 dBA/m

Location: 8.3, -3.1, 3.7 mm



0 dB = 1.000 = 0.00 dB