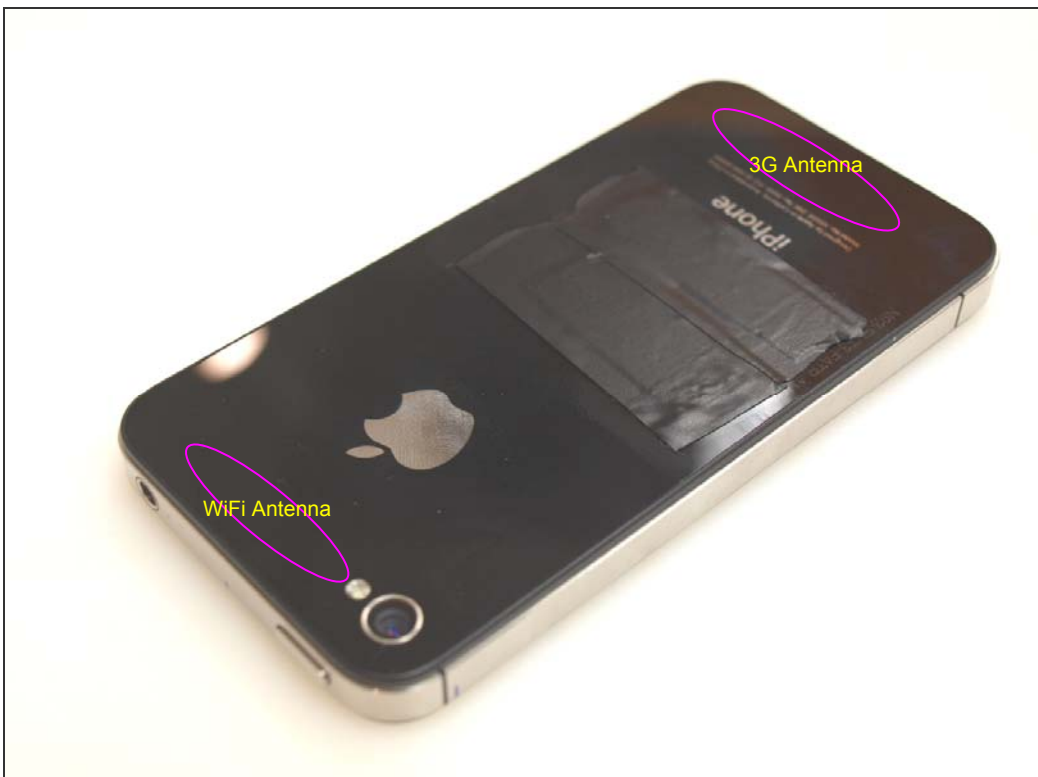




### 15. ANTENNA LOCATIONS AND SEPARATION DISTANCES



## 16. TEST SETUP PHOTOS

LEFT HAND SIDE TOUCH




LEFT HAND SIDE TTILT (15°)



RIGHT HAND SIDE TOUCH




RIGHT HAND SIDE TILT (15°)




BODY – FACE UP w/ 1.5 cm Separation



BODY – FACE DOWN w/ 1.5 cm Separation




BODY – FACE DOWN w/ 1.5 cm Separation and Headset



BODY – FRONT SIDE w/ 1 cm Separation



BODY – BACK SIDE w/ 1 cm Separation



BODY – LEFT EDGE w/ 1 cm Separation



BODY – RIGHT EDGE w/ 1 cm Separation



60

BODY – TOP EDGE w/ 1 cm Separation



BODY – BOTTOM EDGE w/ 1 cm Separation





## 17. EXTERNAL PHOTOS

FACE UP



FACE DOWN



**END OF REPORT**