

InterLab[®]

Photo Report on

Test Setups

Report Reference: MDE_GNNET_1406_FCCa_Photo_Setups

FCC ID: BCE-OTE18
IC: 2386C-OTE18




Photo 1: Test setup for radiated measurements (Enclosure, below 30 MHz, intentional radiator §15)




Photo 2: Test setup for radiated measurements (Enclosure, fully-anechoic chamber, 1-18 GHz intentional radiator §15 / 30 MHz – 10/20 GHz)



Photo 3: Test setup for radiated measurements (Enclosure, fully-anechoic chamber, 18-25 GHz, intentional radiator § 15)




Photo 4: Test setup for conducted measurements (AC Port (power line), EUT supplied by computer, intentional / unintentional radiator §15)