eurofins | Product Service

FCC TEST REPORT

FCC 47 CFR Part 15C
Industry Canada RSS-210

Frequency hopping systems operating within the 2400 – 2483.5 MHz band

Report Reference No.....:	G0M-1407-4031-TFC247BT-V01
Testing Laboratory.....:	Eurofins Product Service GmbH
Address.....:	Storkower Str. 38c 15526 Reichenwalde Germany
Accreditation.....:	A2LA Accredited Testing Laboratory, Certificate No.: 1983.01 FCC Filed Test Laboratory, Reg.-No.: 96970 IC OATS Filing assigned code: 3470A
Applicant's name.....:	GN Netcom A/S
Address.....:	Lautrupbjerg 7 2750 Ballerup DENMARK
Test specification:	
Standard.....:	47 CFR Part 15C RSS-210, Issue 8, 2010-12 RSS-Gen, Issue 3, 2010-12 ANSI C63.4:2009
Equipment under test (EUT):	
Product description	Bluetooth Speakerphone
Model No.	HFS210
Additional Model(s)	None
Brand Name(s)	Jabra
Hardware version	V25
Firmware / Software version	V3.3.0
	FCC-ID: BCE-HFS201A IC: 2386C-HFS210
Test result	**Passed**

Possible test case verdicts:

- neither assessed nor tested .....: N/N
- required by standard but not appl. to test object.....: N/A
- required by standard but not tested.....: N/T
- not required by standard for the test object .....: N/R
- test object does meet the requirement.....: P (Pass)
- test object does not meet the requirement.....: F (Fail)

Testing:

Test Lab Temperature.....: 20 – 23 °C

Test Lab Humidity .....: 32 – 38 %

Date of receipt of test item .....: 2014-08-19

Date (s) of performance of tests .....: 2014-08-19 – 2014-08-25

Compiled by ..... : Antje Bartusch

Tested by (+ signature)..... : (Responsible for Test) Christian Weber .....

Approved by (+ signature) ..... : Jens Zimmermann .....

Date of issue ..... : 2014-08-26

Total number of pages ..... : 119

General remarks:

The test results presented in this report relate only to the object tested.
The results contained in this report reflect the results for this particular model and serial number. It is the responsibility of the manufacturer to ensure that all production models meet the intent of the requirements detailed within this report.

This report shall not be reproduced, except in full, without the written approval of the Issuing testing laboratory.

Additional comments:

Version History

Version	Issue Date	Remarks	Revised by
01	2014-08-26	Initial Release	

REPORT INDEX

1	**EQUIPMENT (TEST ITEM) DESCRIPTION**	**5**
1.1	Photos – Equipment External	6
1.2	Photos – Equipment internal	8
1.3	Photos – Test setup	9
1.4	Supporting Equipment Used During Testing	10
1.5	Test Modes	11
1.6	Test Equipment Used During Testing	13
1.7	Sample emission level calculation	15
2	**RESULT SUMMARY**	**16**
3	**TEST CONDITIONS AND RESULTS**	**17**
3.1	Test Conditions and Results – Occupied Bandwidth	17
3.2	Test Conditions and Results – 20 dB Bandwidth	24
3.3	Test Conditions and Results – Number of hopping frequencies	34
3.4	Test Conditions and Results – Frequency hopping channel separation	38
3.5	Test Conditions and Results – Time of occupancy (Dwell Time)	40
3.6	Test Conditions and Results – Maximum peak conducted power	42
3.7	Test Conditions and Results – AC power line conducted emissions	44
3.8	Test Conditions and Results – Band edge compliance	47
3.9	Test Conditions and Results – Conducted spurious emissions	61
3.10	Test Conditions and Results – Transmitter radiated emissions	68
3.11	Test Conditions and Results – Receiver radiated emissions	70
ANNEX A	Transmitter radiated spurious emissions	72
ANNEX B	Receiver radiated spurious emissions	112

1 Equipment (Test item) Description

Description	Bluetooth Speakerphone	
Model	HFS210	
Additional Model(s)	None	
Brand Name(s)	Jabra	
Serial number	None	
Hardware version	V25	
Software / Firmware version	V3.3.0	
FCC-ID	BCE-HFS201A	
IC	2386C-HFS210	
Equipment type	End product	
Radio type	Transceiver	
Radio technology	Bluetooth	
Operating frequency range	2402 - 2480 MHz	
Assigned frequency band	2400 - 2483.5 MHz	
Main test frequencies	F_{LOW}	2402 MHz
	F_{MID}	2441 MHz
	F_{HIGH}	2480 MHz
Spreading	FHSS	
Modulations	GFSK, PI/4-DQPSK, 8-PSK	
Number of channels	79 hopping channels at all	
Channel spacing	1 MHz	
Number of antennas	1	
Antenna	Type	integrated
	Model	unspecified
	Manufacturer	GN Netcom
	Gain	-2.34
Manufacturer	GN Netcom A/S Lautrupbjerg 7 2750 Ballerup DENMARK	
Power supply	V_{NOM}	3.7 VDC
	V_{MIN}	3.9 VDC
	V_{MIN}	4.2 VDC
AC/DC-Adaptor	Model	None
	Vendor	None
	Input	None
	Output	None

1.4 Supporting Equipment Used During Testing

Product Type*	Device	Manufacturer	Model No.	Comments
AE	Smartphone	Samsung	S3 mini	-
AE	Laptop	DELL	D430	-

***Note:** Use the following abbreviations:

AE : Auxiliary/Associated Equipment, or

SIM : Simulator (Not Subjected to Test)

CABL : Connecting cables

1.5 Test Modes

Mode #	Description	
DH5-Sngl	General conditions:	EUT powered by laboratory power supply.
	Radio conditions:	Mode = standalone transmit Spreading = Hopping stopped (single hopping channel) Modulation = GFSK Packet type = DH5 Data rate = 1 Mbps Duty cycle = 77 % Power level = Maximum
2DH5-Sngl	General conditions:	EUT powered by laboratory power supply.
	Radio conditions:	Mode = standalone transmit Spreading = Hopping stopped (single hopping channel) Modulation = π/4-DQPSK Packet type = 2DH5 Data rate = 2 Mbps Duty cycle = 77 % Power level = Maximum
3DH5-Sngl	General conditions:	EUT powered by laboratory power supply.
	Radio conditions:	Mode = standalone transmit Spreading = Hopping stopped (single hopping channel) Modulation = 8-DPSK Packet type = 3DH5 Data rate = 3 Mbps Duty cycle = 77 % Power level = Maximum
DH5-Hop	General conditions:	EUT powered by laboratory power supply.
	Radio conditions:	Mode = standalone transmit Spreading = Hopping Modulation = GFSK Packet type = DH5 Data rate = 1 Mbps Duty cycle = 77 % Power level = Maximum

2DH5-Hop	General conditions:	EUT powered by laboratory power supply.
	Radio conditions:	Mode = standalone transmit Spreading = Hopping Modulation = π/4-DQPSK Packet type = 2DH5 Data rate = 2 Mbps Duty cycle = 77 % Power level = Maximum
3DH5-Hop	General conditions:	EUT powered by laboratory power supply.
	Radio conditions:	Mode = standalone transmit Spreading = Hopping Modulation = 8-DPSK Packet type = 3DH5 Data rate = 3 Mbps Duty cycle = 77 % Power level = Maximum
Receive	General conditions:	EUT powered by laboratory power supply.
	Radio conditions:	Mode = standalone receive Spreading = Hopping
AC-Powerline	General conditions:	EUT powered by commercial AC/DC-Adapter
	Radio conditions:	Mode = standalone transmit Spreading = Hopping Power level = Maximum

1.6 Test Equipment Used During Testing

Measurement Software			
Description	Manufacturer	Name	Version
EMC Test Software	Dare Instruments	Radimation	5.8.37

20dB Bandwidth					
Description	Manufacturer	Model	Identifier	Cal. Date	Cal. Due
Spectrum Analyzer	R&S	FSP 30	EF00312	2014-02	2015-02

Number of hopping frequencies					
Description	Manufacturer	Model	Identifier	Cal. Date	Cal. Due
Spectrum Analyzer	R&S	FSP 30	EF00312	2014-02	2015-02

Time of occupancy					
Description	Manufacturer	Model	Identifier	Cal. Date	Cal. Due
Spectrum Analyzer	R&S	FSP 30	EF00312	2014-02	2015-02

Maximum peak conducted power					
Description	Manufacturer	Model	Identifier	Cal. Date	Cal. Due
Spectrum Analyzer	R&S	FSP 30	EF00312	2014-02	2015-02

Band edge compliance					
Description	Manufacturer	Model	Identifier	Cal. Date	Cal. Due
Spectrum Analyzer	R&S	FSP 30	EF00312	2014-02	2015-02

Conducted spurious emissions					
Description	Manufacturer	Model	Identifier	Cal. Date	Cal. Due
Spectrum Analyzer	R&S	FSP 30	EF00312	2014-02	2015-02

Radiated spurious emissions					
Description	Manufacturer	Model	Identifier	Cal. Date	Cal. Due
Semi-anechoic chamber	Frankonia	AC 1	EF00062	2013-01	2015-01
Spectrum Analyzer	R&S	FSIQ26	EF00242	2014-03	2015-03
Biconical Antenna	R&S	HK 116	EF00012	2013-02	2016-02
LPD Antenna	R&S	HL 223	EF00187	2014-03	2017-03
LPD Antenna	R&S	HL 025	EF00327	2013-02	2016-02

AC powerline conducted emissions					
Description	Manufacturer	Model	Identifier	Cal. Date	Cal. Due
AMN	R&S	ESH2-Z5	EF00182	2012-10	2014-10
AMN	R&S	ESH3-Z5	EF00036	2012-11	2014-11
EMI Test Receiver	R&S	ESCS 30	EF00295	2013-10	2014-10

1.7 Sample emission level calculation

The following is a description of terms and a sample calculation, as appears in the radiated emissions data table. The numbers used in the calculation are for example only. There is no direct correlation to the specific data taken for the product described in this document:

Reading:

This is the reading obtained on the spectrum analyzer in dBµV. Any external preamplifiers used are taken into account through internal analyzer settings.

A.F.:

This is the antenna factor for the receiving antenna. It is a conversion factor, which converts electric fields strengths to voltages, which can be measured directly on the spectrum analyzer. It is treated as a loss in dB. Cable losses have been included with the A.F. to simplify the calculations. The antenna factor is used in calculations as follows:

Reading on Analyzer (dBµV) + A.F. (dB) = Net field strength (dBµV/m)

Net:

This is the net field strength measurement (as shown above).

Limit:

This is the FCC Class B radiated emission limit (in units of dBµV/m). The FCC limits are given in units of µV/m. The following formula is used to convert the units of µV/m to dBµV/m:

Limit (dBµV/m) = 20*log (µV/m)

Margin:

This is the margin of compliance below the FCC limit. The units are given in dB. A negative margin indicates the emission was below the limit. A positive margin indicates that the emission exceeds the limit.

Example only:

Reading	+	AF	=	Net Reading	:	Net reading - FCC limit = Margin
21.5 dBµV	+	26 dB	=	47.5 dBµV/m	:	47.5 dBµV/m - 57.0 dBµV/m = -9.5 dB

2 Result Summary

FCC 47 CFR Part 15C, IC RSS-210				
Product Specific Standard Section	**Requirement – Test**	**Reference Method**	**Result**	**Remarks**
RSS-Gen 4.6.1	Occupied Bandwidth	RSS-Gen 4.6.1	N/R	Informational only
FCC § 15.247(a)(1) IC RSS-210 § A8.1	20 dB Bandwidth	Public notice DA 00-705	PASS	
FCC § 15.247(a)(1)(iii) IC RSS-210 § A8.1	Number of hopping frequencies	Public notice DA 00-705	PASS	
FCC § 15.247(a)(1) IC RSS-210 § A8.1	Frequency hopping channel separation	Public notice DA 00-705	PASS	
FCC § 15.247(a)(1)(iii) IC RSS-210 § A8.1	Time of occupancy (Dwell time)	Public notice DA 00-705	PASS	
FCC § 15.247(b)(1) IC RSS-210 § A8.4	Maximum peak conducted power	Public notice DA 00-705	PASS	
47 CFR 15.207 RSS-Gen 7.2.4	AC power line conducted emissions	ANSI C63.4	PASS	
FCC § 15.247(d) IC RSS-210 § A8.5	Band edge compliance	Public notice DA 00-705	PASS	
FCC § 15.247(d) IC RSS-210 § A8.5	Conducted spurious emissions	Public notice DA 00-705	PASS	
FCC § 15.247(d) FCC § 15.209 IC RSS-210 A8.5 IC RSS-Gen 4.9 IC RSS-Gen 7.2.5	Transmitter radiated spurious emissions	Public notice DA 00-705 / ANSI C 63.4	PASS	
IC RSS-Gen 4.10 IC RSS-Gen 6.1	Receiver radiated spurious emissions	ANSI C 63.4	PASS	
Remarks:				

3 Test Conditions and Results

3.1 Test Conditions and Results – Occupied Bandwidth

Occupied Bandwidth acc. IC RSS-Gen	**Verdict: PASS**
Test according to measurement reference	Reference Method
	RSS-Gen 4.6.1
Test frequency range	Tested frequencies
	F_{LOW} / F_{MID} / F_{HIGH}

Limits

None (Informational only)

Test setup

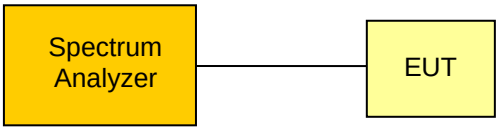

Test procedure

1. EUT set to test mode (Communication tester is used if needed)
2. Span set to at least twice the emission spectrum
3. Resolution bandwidth set to 1 % of span
4. Occupied Bandwidth (99 %) measurement with spectrum analyzer built in measurement function

Test results

Channel	Frequency [MHz]	Mode	Occupied Bandwidth [kHz]
F_{LOW}	2402	DH5-Sngl	868
F_{MID}	2441	DH5-Sngl	882
F_{HIGH}	2480	DH5-Sngl	868
F_{LOW}	2402	3DH5-Sngl	1204
F_{MID}	2441	3DH5-Sngl	1218
F_{HIGH}	2480	3DH5-Sngl	1218

Comments:

Occupied Bandwidth – DH5-Sngl F_{LOW}

RSS Gen
Occupied Bandwidth

EUT	Bluetooth Speakerphone
Model	HFS20
Approval Holder	GN Netcom / G0M-1407-4031
Temperature / Voltage	Tnom / Vnom
Test Site / Operator	Eurofins Product Service GmbH / Mr. Weber
Test Specification	4.4.1 Occupied Bandwidth
Comment 1	Channel.: 0 / 2402 MHz
Comment 2	A spectrum analyzer with an integrated 99% power bandwidth function is used
Comment 3	DH5

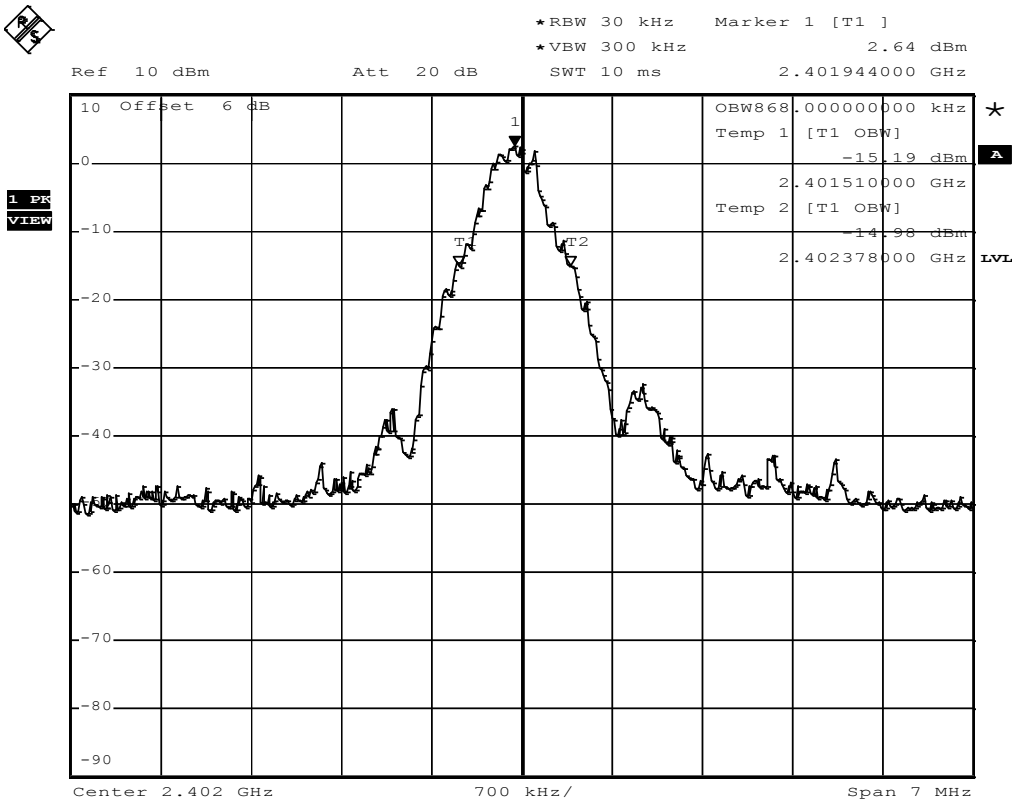

Comment: Occupied bandwidth: 868 KHz
Date: 19.AUG.2014 15:35:32

Occupied Bandwidth – DH5-Sngl F_{MID}

RSS Gen
Occupied Bandwidth

EUT	Bluetooth Speakerphone
Model	HFS20
Approval Holder	GN Netcom / G0M-1407-4031
Temperature / Voltage	Tnom / Vnom
Test Site / Operator	Eurofins Product Service GmbH / Mr. Weber
Test Specification	4.4.1 Occupied Bandwidth
Comment 1	Channel.: 39 / 2441 MHz
Comment 2	A spectrum analyzer with an integrated 99% power bandwidth function is used
Comment 3	DH5

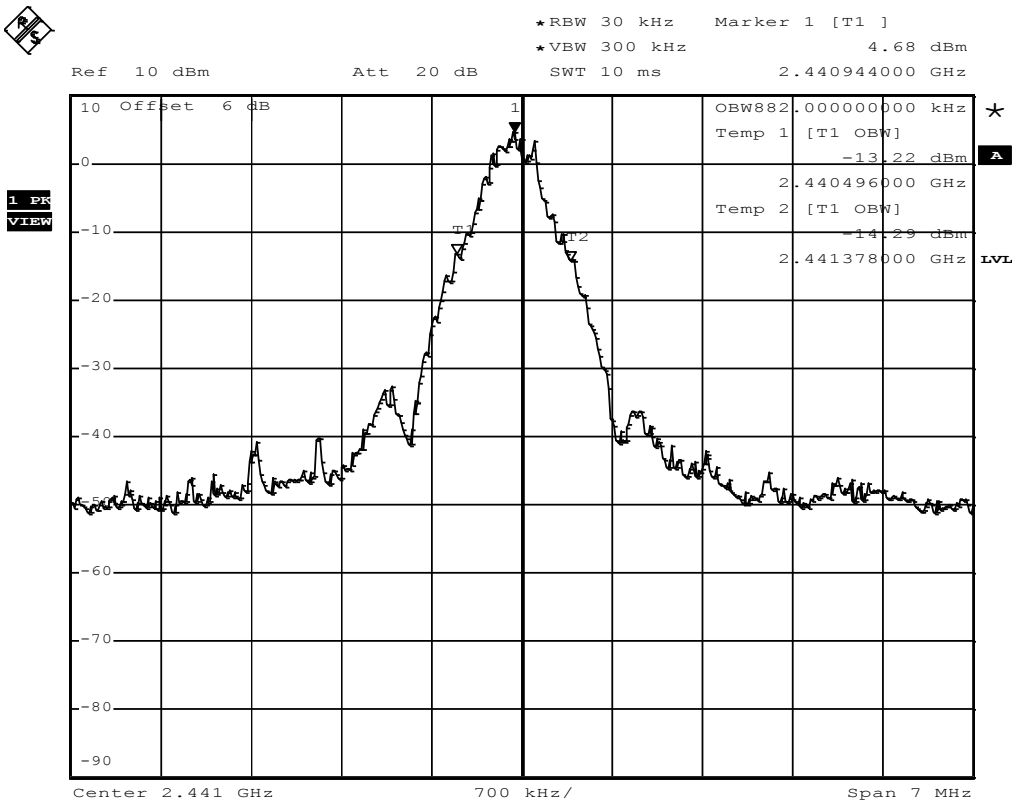

Comment: Occupied bandwidth: 882 KHz
Date: 19.AUG.2014 15:37:00

Occupied Bandwidth – DH5-Sngl F_{HIGH}

RSS Gen
Occupied Bandwidth

EUT	Bluetooth Speakerphone
Model	HFS20
Approval Holder	GN Netcom / G0M-1407-4031
Temperature / Voltage	Tnom / Vnom
Test Site / Operator	Eurofins Product Service GmbH / Mr. Weber
Test Specification	4.4.1 Occupied Bandwidth
Comment 1	Channel.: 78 / 2480 MHz
Comment 2	A spectrum analyzer with an integrated 99% power bandwidth function is used
Comment 3	DH5

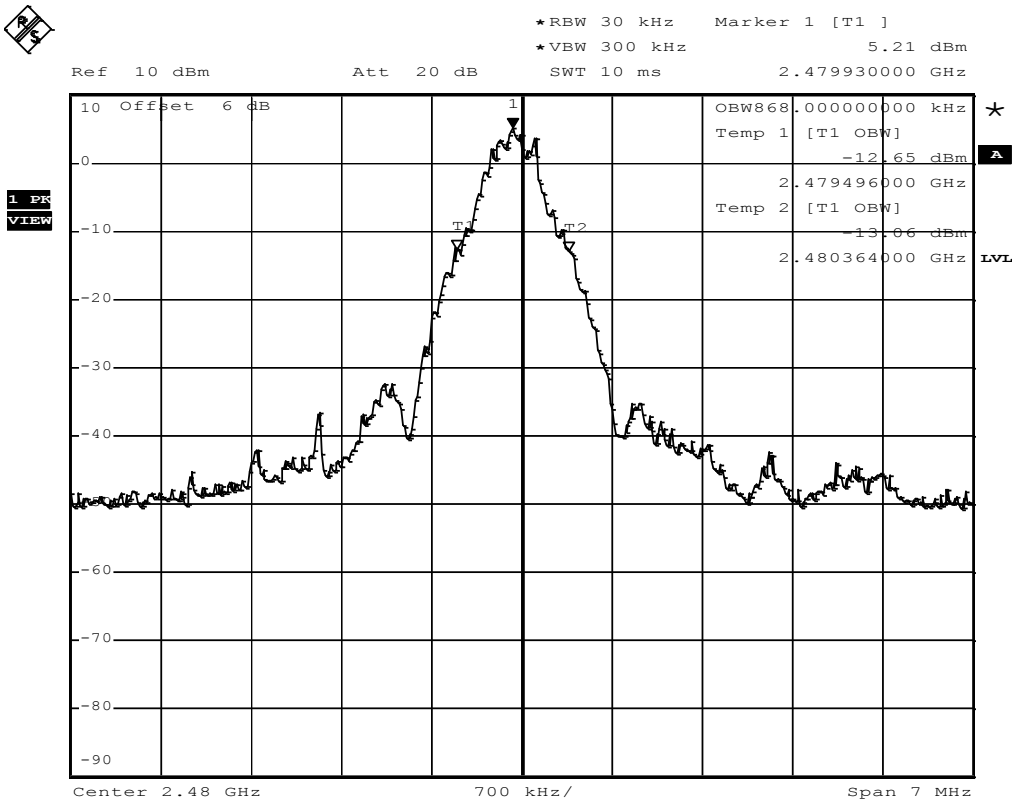

Comment: Occupied bandwidth: 868 KHz
Date: 19.AUG.2014 15:38:16

Occupied Bandwidth – 3-DH5-Sngl F_{LOW}

RSS Gen
Occupied Bandwidth

EUT	Bluetooth Speakerphone
Model	HFS20
Approval Holder	GN Netcom / G0M-1407-4031
Temperature / Voltage	Tnom / Vnom
Test Site / Operator	Eurofins Product Service GmbH / Mr. Weber
Test Specification	4.4.1 Occupied Bandwidth
Comment 1	Channel.: 0 / 2402 MHz
Comment 2	A spectrum analyzer with an integrated 99% power bandwidth function is used
Comment 3	3-DH5

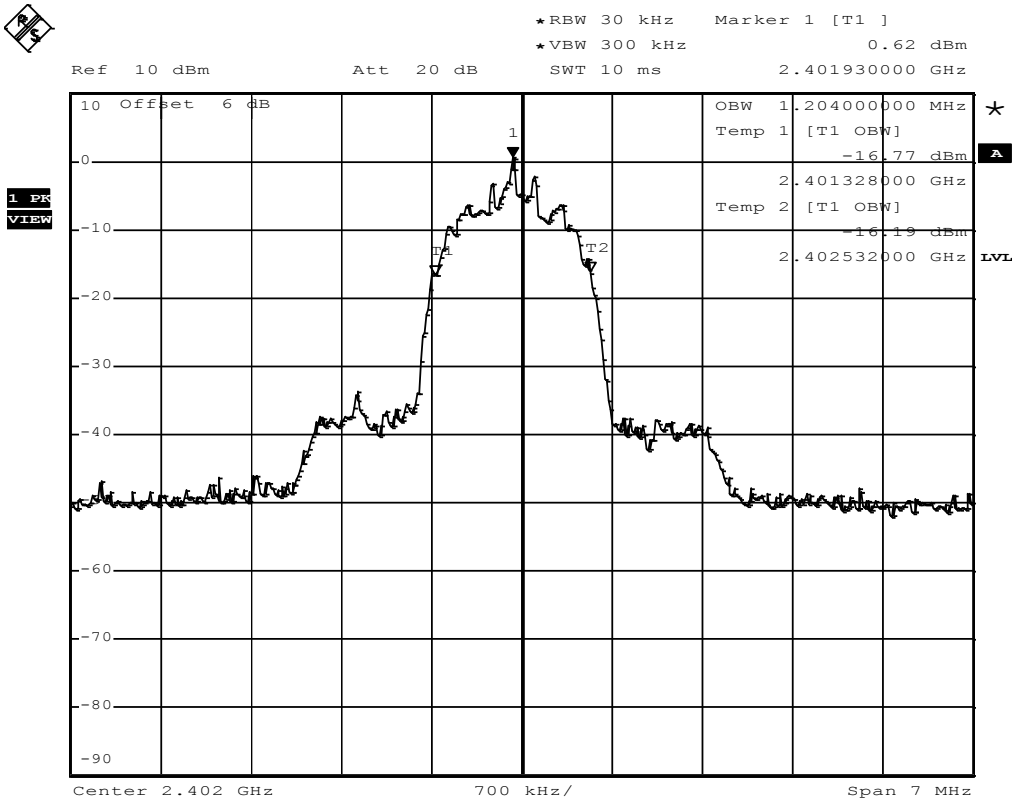

Comment: Occupied bandwidth: 1204 KHz
Date: 19.AUG.2014 15:39:39

Occupied Bandwidth – 3-DH5-Sngl F_{MID}

RSS Gen
Occupied Bandwidth

EUT	Bluetooth Speakerphone
Model	HFS20
Approval Holder	GN Netcom / G0M-1407-4031
Temperature / Voltage	Tnom / Vnom
Test Site / Operator	Eurofins Product Service GmbH / Mr. Weber
Test Specification	4.4.1 Occupied Bandwidth
Comment 1	Channel.: 39 / 2441 MHz
Comment 2	A spectrum analyzer with an integrated 99% power bandwidth function is used
Comment 3	3-DH5

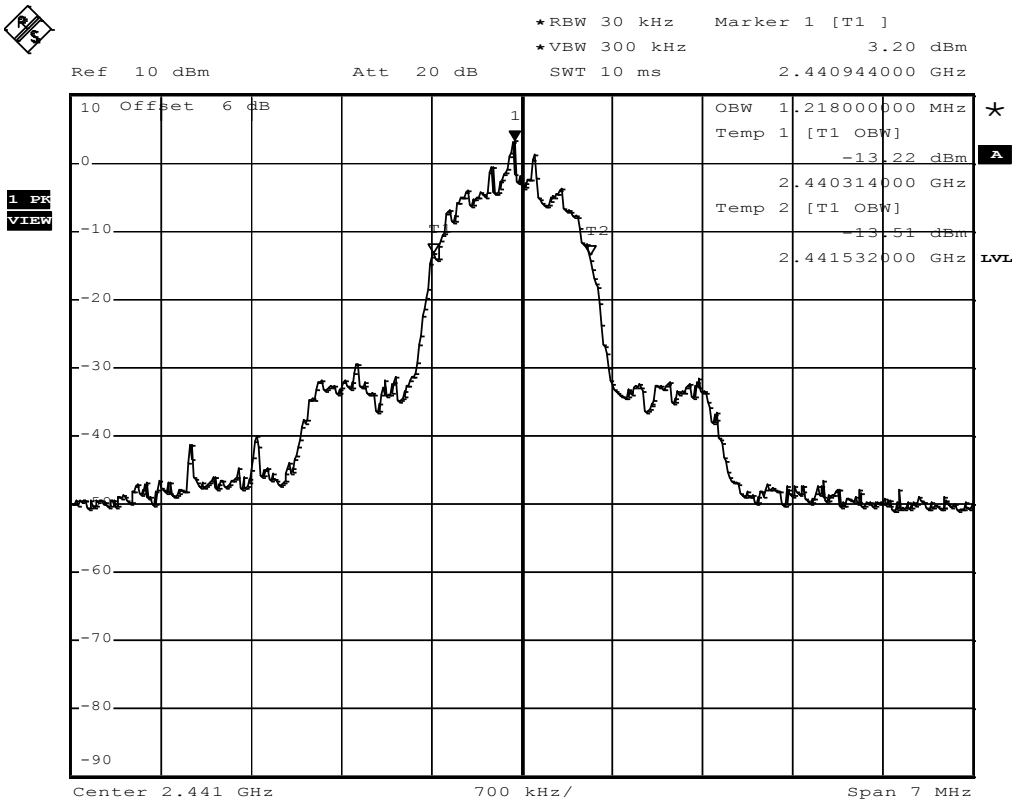

Comment: Occupied bandwidth: 1218 KHz
Date: 19.AUG.2014 15:41:08

Occupied Bandwidth – 3-DH5-Sngl F_{HIGH}

RSS Gen
Occupied Bandwidth

EUT	Bluetooth Speakerphone
Model	HFS20
Approval Holder	GN Netcom / G0M-1407-4031
Temperature / Voltage	Tnom / Vnom
Test Site / Operator	Eurofins Product Service GmbH / Mr. Weber
Test Specification	4.4.1 Occupied Bandwidth
Comment 1	Channel.: 78 / 2480 MHz
Comment 2	A spectrum analyzer with an integrated 99% power bandwidth function is used
Comment 3	3-DH5

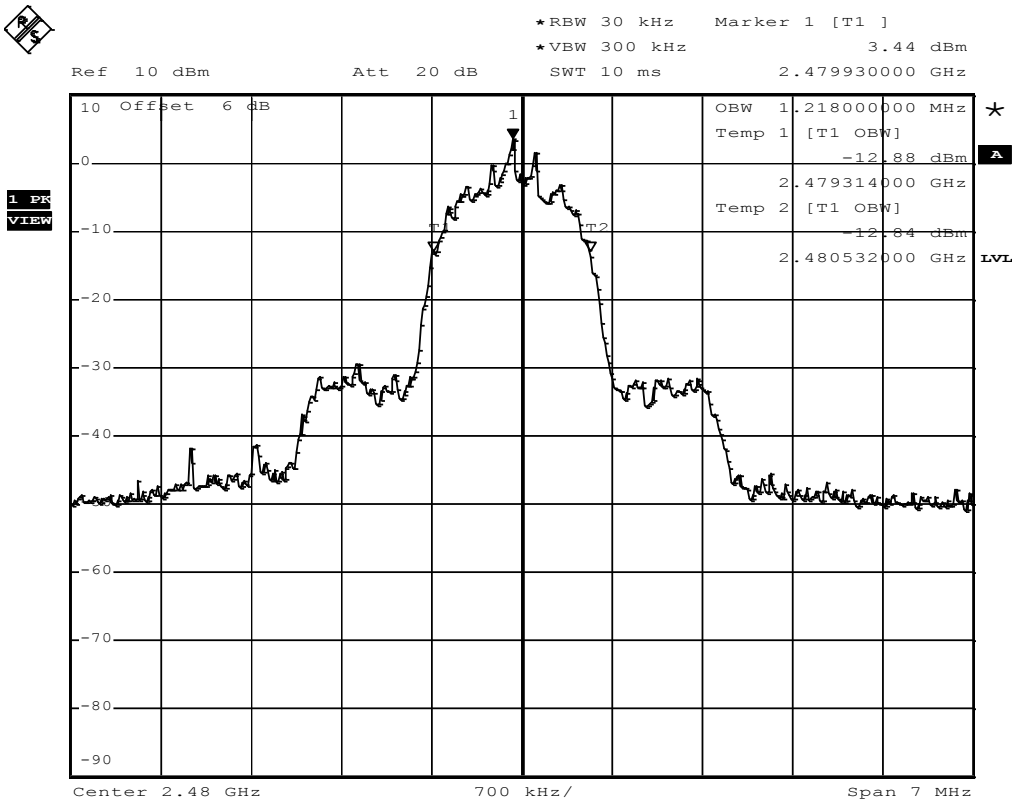

Comment: Occupied bandwidth: 1218 KHz
Date: 19.AUG.2014 15:42:26

3.2 Test Conditions and Results – 20 dB Bandwidth

20 dB Bandwidth acc. FCC 15.247 / IC RSS-210	**Verdict: PASS**
EUT requirement rule parts and clause	Reference
	FCC 15.247(a)(1) / IC RSS-210 A8.1
Test according to measurement reference	Reference Method
	FCC Public Notice DA 00-705
Test frequency range	Tested frequencies
	F_{LOW} / F_{MID} / F_{HIGH}

Limits

Limit	Condition
1.5 · Carrier spacing	Output power ≤ 125 mW / 21 dBm
1.0 · Carrier spacing	125 mW / 21 dBm < Output power ≤ 1 W / 30 dBm

Test setup

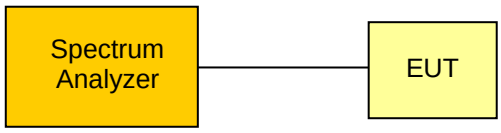

Test procedure

1. EUT set to test mode (Communication tester is used if needed)
2. Span set to at least twice the emission spectrum
3. Detector set to peak and max hold
4. Envelope peak value of emission spectrum is selected
5. Marker on envelope of spectrum is set to level of -20 dB to the left of the peak
6. Marker on envelope of spectrum is set to level of -20 dB to the right of the peak
7. 20dB Bandwidth is determined by marker frequency separation

Test results

Channel	Frequency [MHz]	Mode	20 dB Bandwidth [MHz]	Limit [MHz]	Result
F_{LOW}	2402	DH5-Sngl	0.9262	1.5	PASS
F_{MID}	2441	DH5-Sngl	0.9306	1.5	PASS
F_{HIGH}	2480	DH5-Sngl	0.9262	1.5	PASS
F_{LOW}	2402	2DH5-Sngl	1.3134	1.5	PASS
F_{MID}	2441	2DH5-Sngl	1.3178	1.5	PASS
F_{HIGH}	2480	2DH5-Sngl	1.3222	1.5	PASS
F_{LOW}	2402	3DH5-Sngl	1.2694	1.5	PASS
F_{MID}	2441	3DH5-Sngl	1.2870	1.5	PASS
F_{HIGH}	2480	3DH5-Sngl	1.2914	1.5	PASS

Comments:

20 dB Bandwidth – DH5-Sngl F_{LOW}

FCC part 15.247
20 dB bandwidth

EUT	Bluetooth Speakerphone
Model	HFS20
Approval Holder	GN Netcom / G0M-1407-4031
Temperature / Voltage	Tnom / Vnom
Test Site / Operator	Eurofins Product Service GmbH / Mr. Weber
Test Specification	FCC part 15 section 247(a)
Comment 1	20 dB bandwidth
Comment 2	Channel.: 0 / 2402 MHz / GFSK
Comment 3	pass

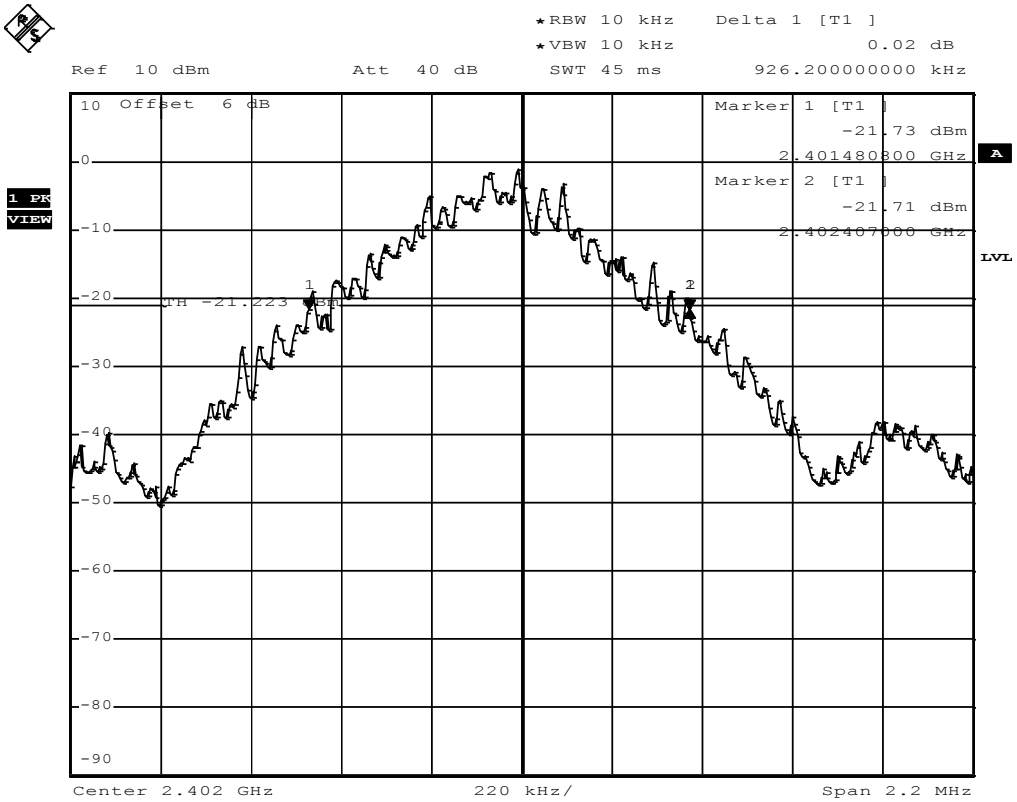

Comment: 20 dB bandwidth: 926.2 KHz
Date: 19.AUG.2014 15:18:16

20 dB Bandwidth – DH5-Sngl F_{MID}

FCC part 15.247
20 dB bandwidth

EUT	Bluetooth Speakerphone
Model	HFS20
Approval Holder	GN Netcom / G0M-1407-4031
Temperature / Voltage	Tnom / Vnom
Test Site / Operator	Eurofins Product Service GmbH / Mr. Weber
Test Specification	FCC part 15 section 247(a)
Comment 1	20 dB bandwidth
Comment 2	Channel.: 39 / 2441 MHz / GFSK
Comment 3	pass

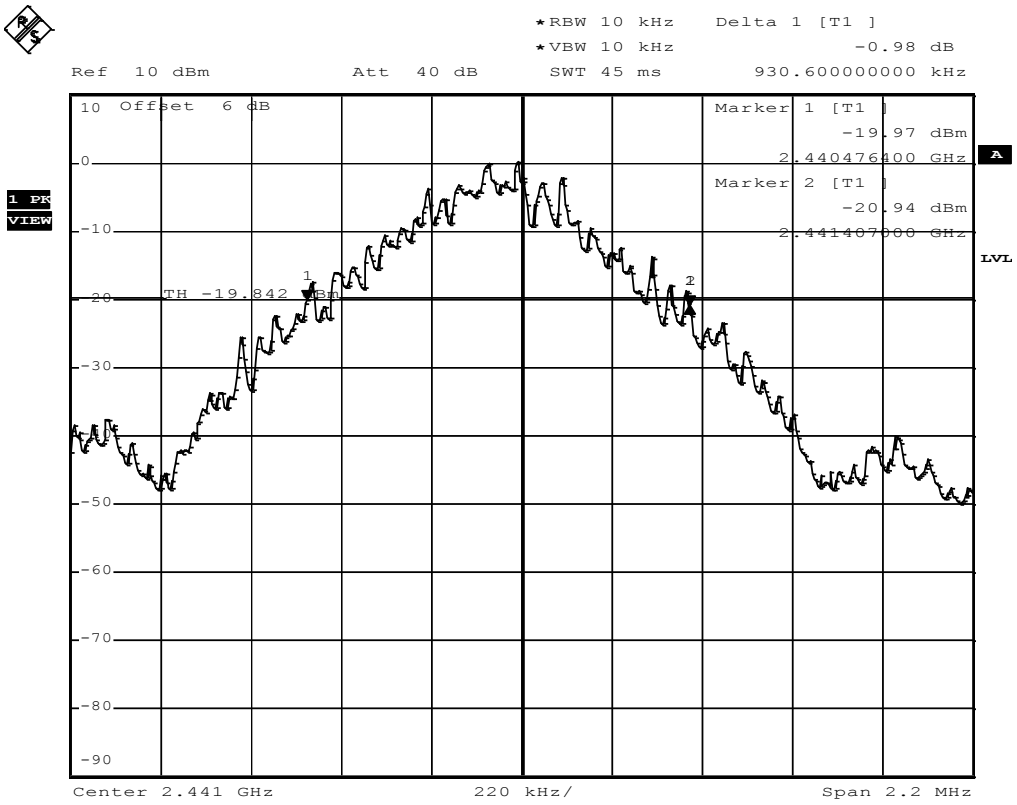

Comment: 20 dB bandwidth: 930.6 KHz
Date: 19.AUG.2014 15:21:28

20 dB Bandwidth – DH5-Sngl F_{HIGH}

FCC part 15.247
20 dB bandwidth

EUT	Bluetooth Speakerphone
Model	HFS20
Approval Holder	GN Netcom / G0M-1407-4031
Temperature / Voltage	Tnom / Vnom
Test Site / Operator	Eurofins Product Service GmbH / Mr. Weber
Test Specification	FCC part 15 section 247(a)
Comment 1	20 dB bandwidth
Comment 2	Channel.: 78 / 2480 MHz / PI/4-DQPSK
Comment 3	pass

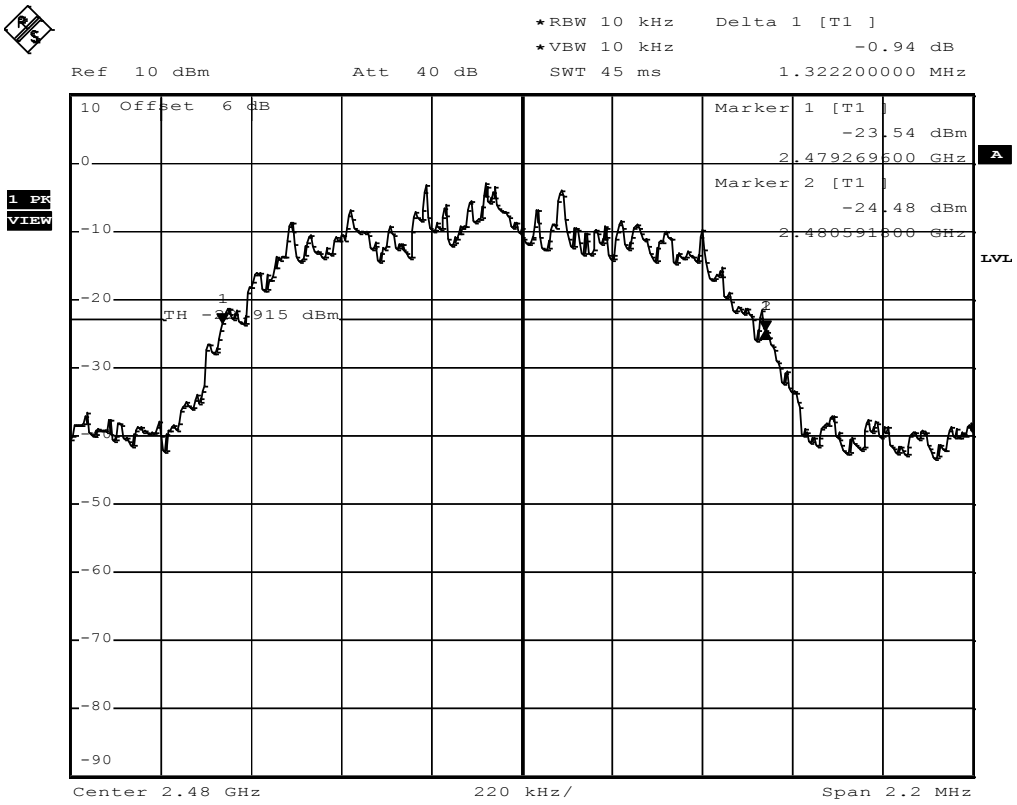

Comment: 20 dB bandwidth: 1322.2 KHz
Date: 19.AUG.2014 15:28:01

20 dB Bandwidth – 2-DH5-Sngl F_{LOW}

FCC part 15.247
20 dB bandwidth

EUT	Bluetooth Speakerphone
Model	HFS20
Approval Holder	GN Netcom / G0M-1407-4031
Temperature / Voltage	Tnom / Vnom
Test Site / Operator	Eurofins Product Service GmbH / Mr. Weber
Test Specification	FCC part 15 section 247(a)
Comment 1	20 dB bandwidth
Comment 2	Channel.: 0 / 2402 MHz / PI/4-DQPSK
Comment 3	pass

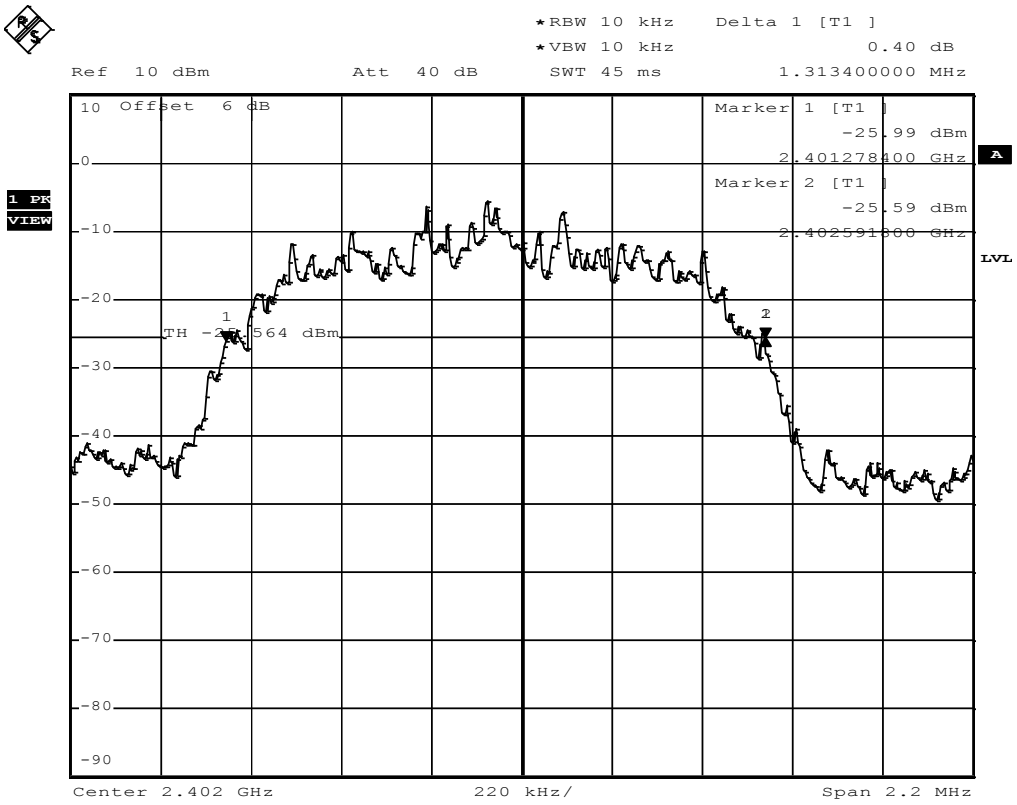

Comment: 20 dB bandwidth: 1313.4 KHz
Date: 19.AUG.2014 15:24:54

20 dB Bandwidth – 2-DH5-Sngl F_{MID}

FCC part 15.247
20 dB bandwidth

EUT	Bluetooth Speakerphone
Model	HFS20
Approval Holder	GN Netcom / G0M-1407-4031
Temperature / Voltage	Tnom / Vnom
Test Site / Operator	Eurofins Product Service GmbH / Mr. Weber
Test Specification	FCC part 15 section 247(a)
Comment 1	20 dB bandwidth
Comment 2	Channel.: 39 / 2441 MHz / PI/4-DQPSK
Comment 3	pass

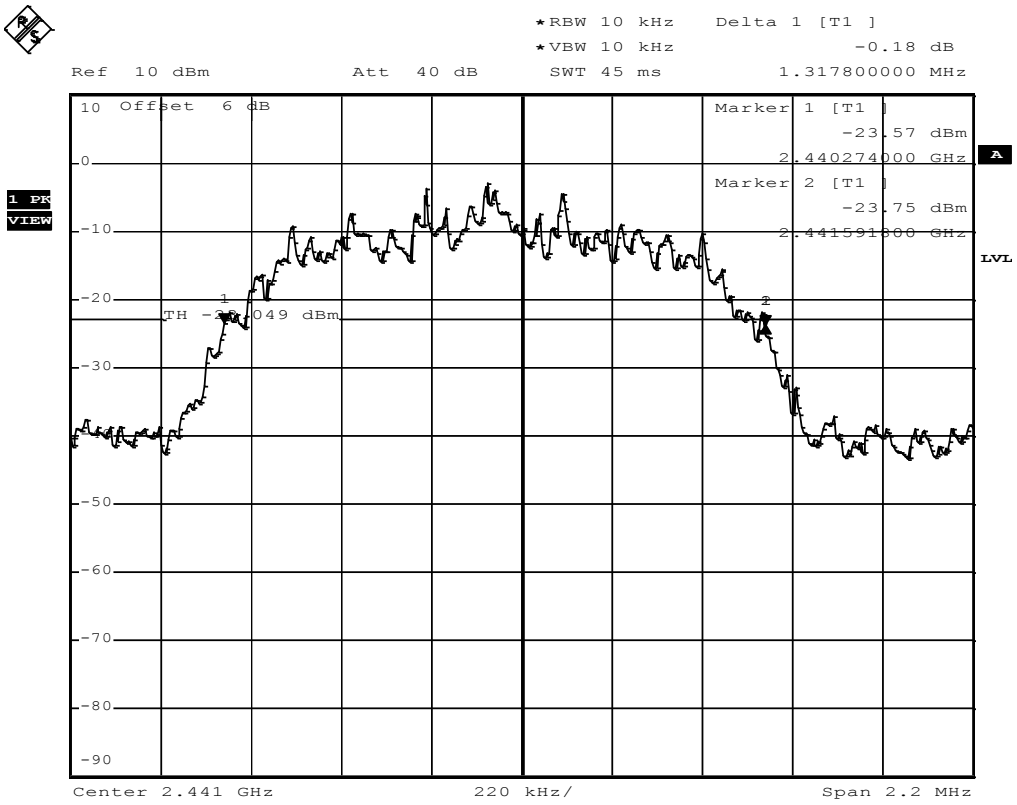

Comment: 20 dB bandwidth: 1317.8 KHz
Date: 19.AUG.2014 15:26:29

20 dB Bandwidth – 2-DH5-Sngl F_{HIGH}

FCC part 15.247
20 dB bandwidth

EUT	Bluetooth Speakerphone
Model	HFS20
Approval Holder	GN Netcom / G0M-1407-4031
Temperature / Voltage	Tnom / Vnom
Test Site / Operator	Eurofins Product Service GmbH / Mr. Weber
Test Specification	FCC part 15 section 247(a)
Comment 1	20 dB bandwidth
Comment 2	Channel.: 78 / 2480 MHz / PI/4-DQPSK
Comment 3	pass

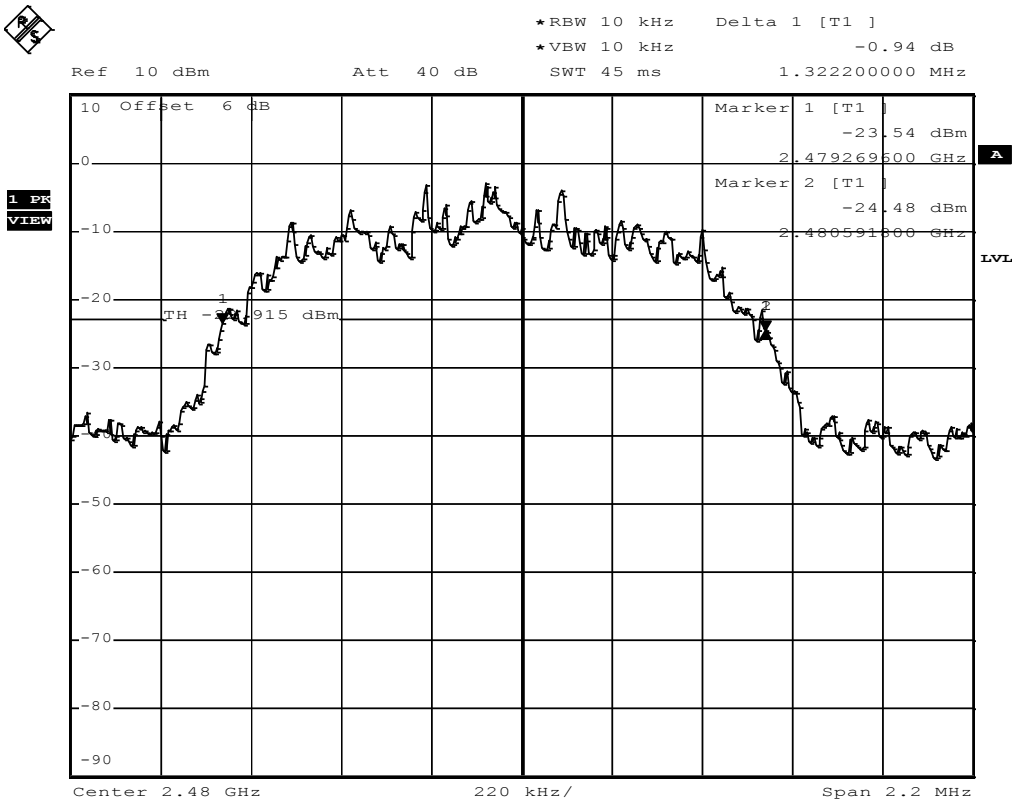

Comment: 20 dB bandwidth: 1322.2 KHz
Date: 19.AUG.2014 15:28:01

20 dB Bandwidth – 3-DH5-Sngl F_{LOW}

FCC part 15.247
20 dB bandwidth

EUT	Bluetooth Speakerphone
Model	HFS20
Approval Holder	GN Netcom / G0M-1407-4031
Temperature / Voltage	Tnom / Vnom
Test Site / Operator	Eurofins Product Service GmbH / Mr. Weber
Test Specification	FCC part 15 section 247(a)
Comment 1	20 dB bandwidth
Comment 2	Channel.: 0 / 2402 MHz / 8-DPSK
Comment 3	pass

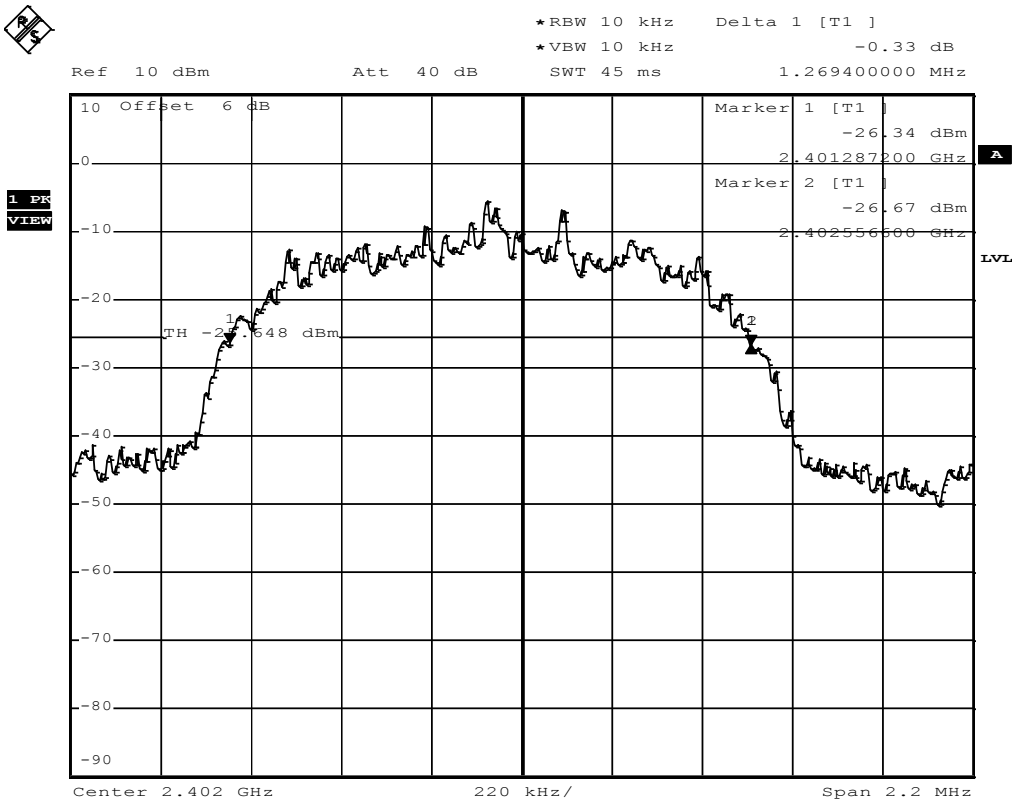

Comment: 20 dB bandwidth: 1269.4 KHz
Date: 19.AUG.2014 15:29:39

20 dB Bandwidth – 3-DH5-Sngl F_{MID}

FCC part 15.247
20 dB bandwidth

EUT	Bluetooth Speakerphone
Model	HFS20
Approval Holder	GN Netcom / G0M-1407-4031
Temperature / Voltage	Tnom / Vnom
Test Site / Operator	Eurofins Product Service GmbH / Mr. Weber
Test Specification	FCC part 15 section 247(a)
Comment 1	20 dB bandwidth
Comment 2	Channel.: 39 / 2441 MHz / 8-DPSK
Comment 3	pass

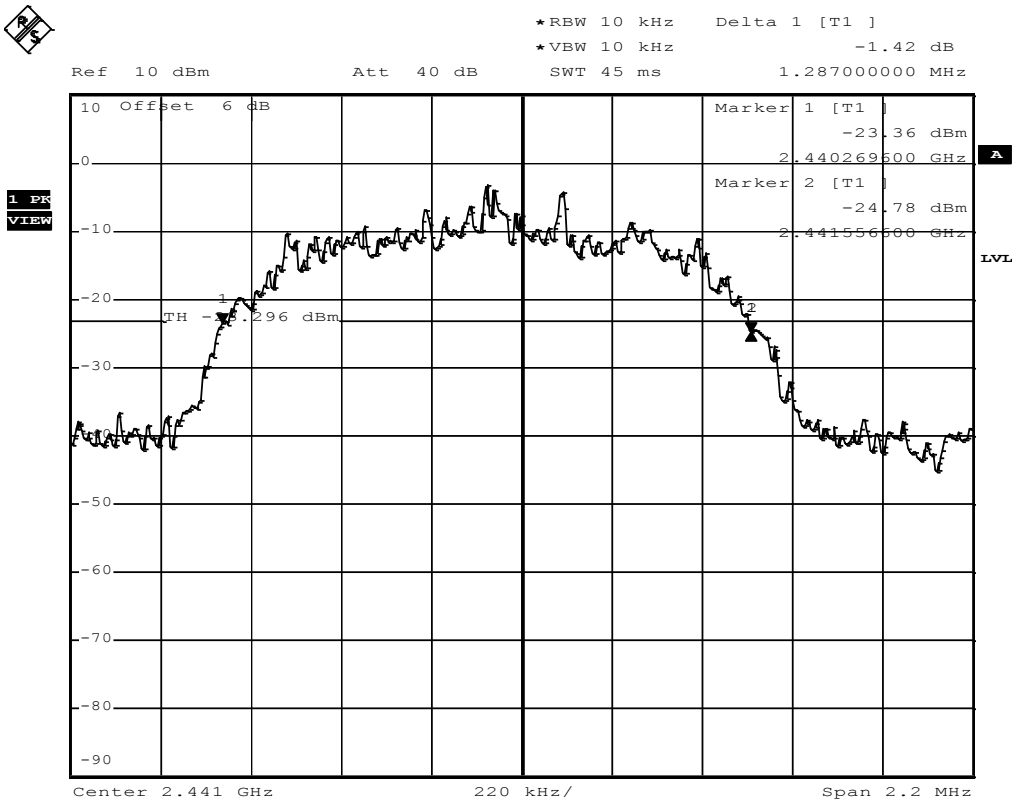

Comment: 20 dB bandwidth: 1287 KHz
Date: 19.AUG.2014 15:31:10

20 dB Bandwidth – 3-DH5-Sngl F_{HIGH}

FCC part 15.247
20 dB bandwidth

EUT	Bluetooth Speakerphone
Model	HFS20
Approval Holder	GN Netcom / G0M-1407-4031
Temperature / Voltage	Tnom / Vnom
Test Site / Operator	Eurofins Product Service GmbH / Mr. Weber
Test Specification	FCC part 15 section 247(a)
Comment 1	20 dB bandwidth
Comment 2	Channel.: 78 / 2480 MHz / 8-DPSK
Comment 3	pass

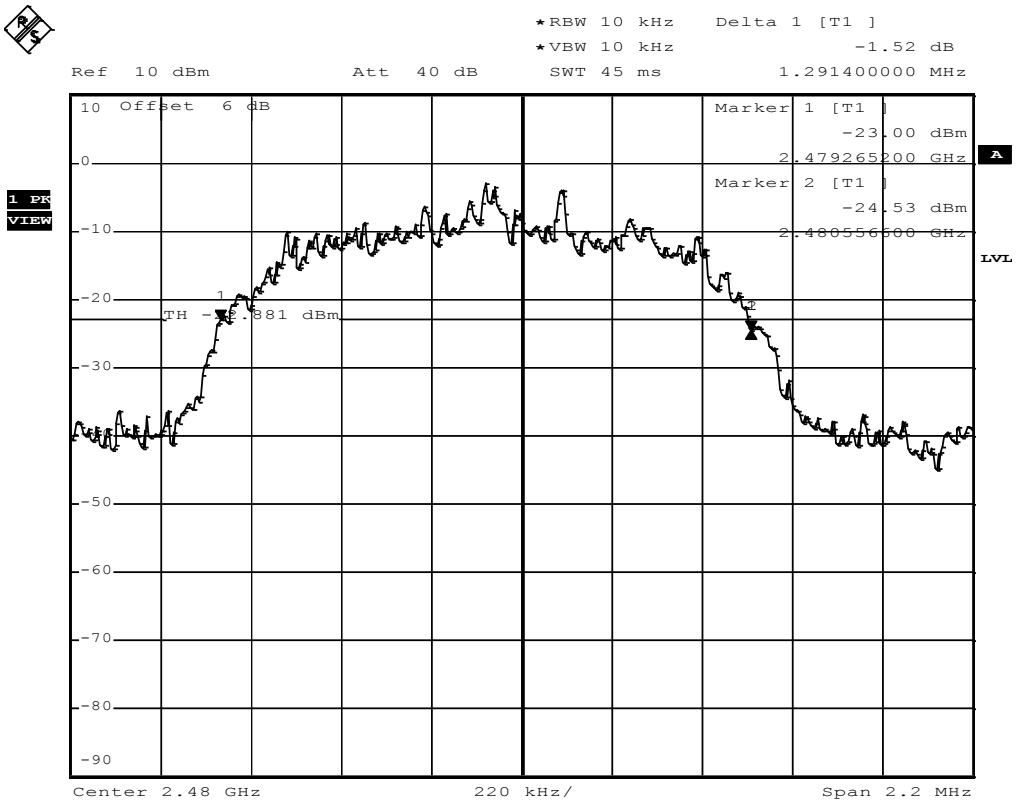

Comment: 20 dB bandwidth: 1291.4 KHz
Date: 19.AUG.2014 15:32:34

3.3 Test Conditions and Results – Number of hopping frequencies

Number of hopping frequencies acc. FCC 15.247 / IC RSS-210	**Verdict: PASS**
EUT requirement rule parts and clause	Reference
	FCC 15.247(a)(1)(iii) / IC RSS-210 A8.1
Test according to measurement reference	Reference Method
	FCC Public Notice DA 00-705
Test frequency range	Tested frequencies
	F_{LOW} - F_{HIGH}
EUT test mode	DH5-Hop

Limits

Limit	Condition
Number of hopping channels ≥ 15	Output power ≤ 125 mW / 21 dBm
Number of hopping channels ≥ 75	125 mW / 21 dBm < Output power ≤ 1 W / 30 dBm

Test setup

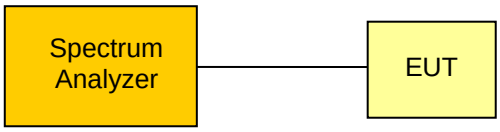

Test procedure

1. EUT set to test mode (Communication tester is used if needed)
2. Span set to measurement frequency range
3. Detector set to peak and max hold
4. Resolution bandwidth is set small enough to resolve hopping channel emission spectra
5. The number of peaks is counted to determine number of hopping frequencies

Test results

Number of hopping frequencies	Limit	Result
79	≥ 15	PASS

Comments:

Number of hopping frequencies - Range A

FCC part 15.247
Number of hopping frequencies

EUT	Bluetooth Speakerphone
Model	HFS20
Approval Holder	GN Netcom / G0M-1407-4031
Temperature / Voltage	Tnom / Vnom
Test Site / Operator	Eurofins Product Service GmbH / Mr. Weber
Test Specification	FCC part 15 section 247(a)
Comment 1	Number of hopping frequencies
Comment 2	Channel.: 0-24
Comment 3	pass

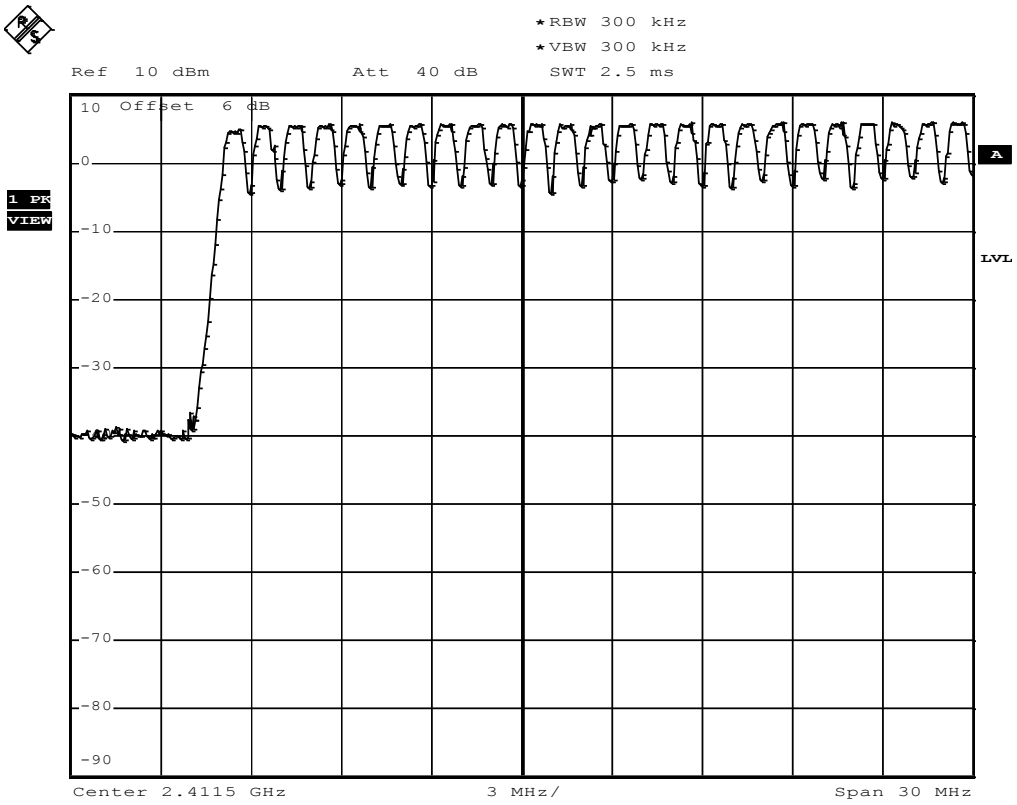

Comment: Number of hopping frequencies
Date: 19.AUG.2014 17:25:01

Number of hopping frequencies - Range B

FCC part 15.247
Number of hopping frequencies

EUT	Bluetooth Speakerphone
Model	HFS20
Approval Holder	GN Netcom / G0M-1407-4031
Temperature / Voltage	Tnom / Vnom
Test Site / Operator	Eurofins Product Service GmbH / Mr. Weber
Test Specification	FCC part 15 section 247(a)
Comment 1	Number of hopping frequencies
Comment 2	Channel.: 25-54
Comment 3	pass

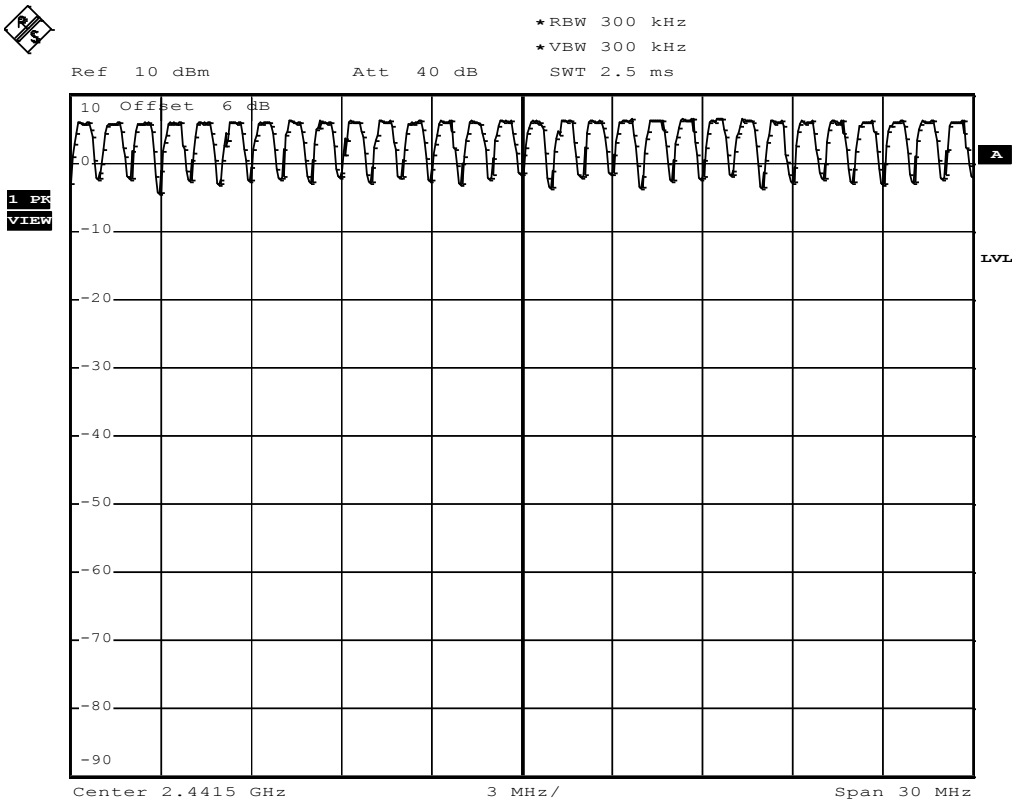

Comment: Number of hopping frequencies
Date: 19.AUG.2014 17:26:14

Number of hopping frequencies - Range C

FCC part 15.247
Number of hopping frequencies

EUT	Bluetooth Speakerphone
Model	HFS20
Approval Holder	GN Netcom / G0M-1407-4031
Temperature / Voltage	Tnom / Vnom
Test Site / Operator	Eurofins Product Service GmbH / Mr. Weber
Test Specification	FCC part 15 section 247(a)
Comment 1	Number of hopping frequencies
Comment 2	Channel.: 55-78
Comment 3	pass

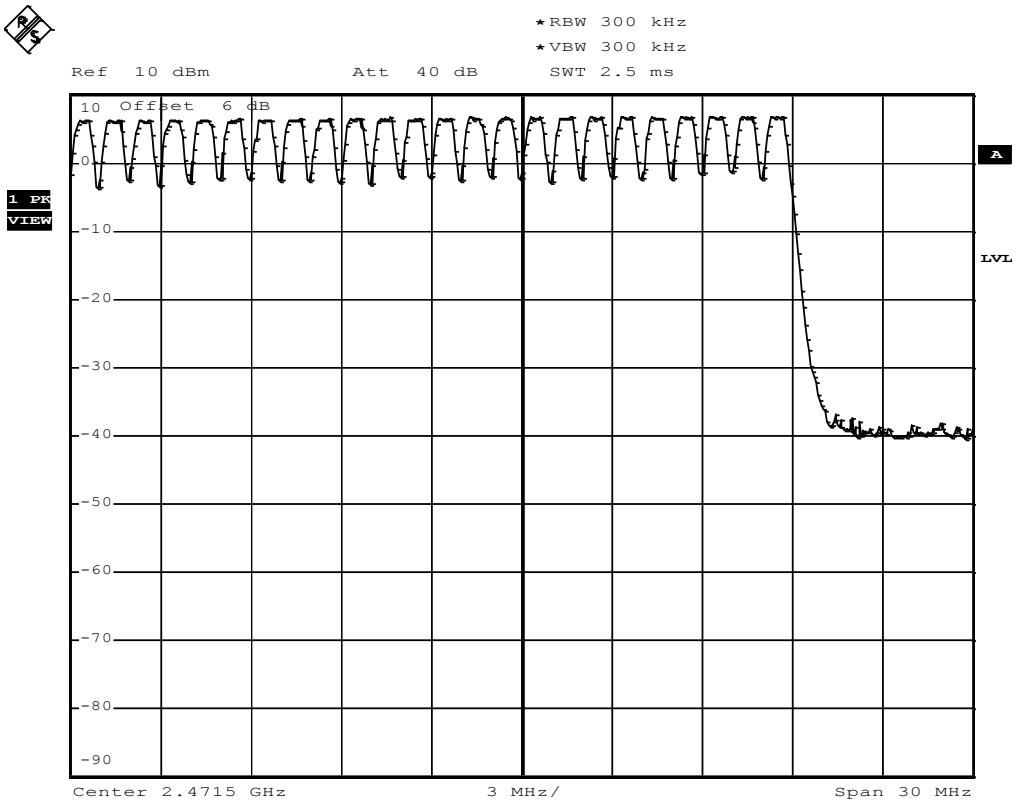

Comment: Number of hopping frequencies
Date: 19.AUG.2014 17:27:23

3.4 Test Conditions and Results – Frequency hopping channel separation

Frequency hopping channel separation acc. FCC 15.247 / IC RSS-210	**Verdict: PASS**
EUT requirement rule parts and clause	Reference
	FCC 15.247(a)(1) / IC RSS-210 A8.1
Test according to measurement reference	Reference Method
	FCC Public Notice DA 00-705
Test frequency range	Tested frequencies
	2441 & 2442 MHz
EUT test mode	DH5-Hop

Limits

Limit	Condition
≥ 25 kHz or ⅔ of 20 dB bandwidth	Output power ≤ 125 mW / 21 dBm
≥ 25 kHz or 20 dB bandwidth	125 mW / 21 dBm < Output power ≤ 1 W / 30 dBm

Test setup

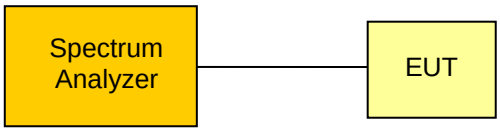

Test procedure

1. EUT set to test mode (Communication tester is used if needed)
2. Span set to measurement frequency range
3. Detector set to peak and max hold
4. Resolution bandwidth is set small enough to resolve hopping channel emission spectra
5. The two adjacent channel peaks are marked
6. Channel separation is determined from frequency separation of markers

Test results

Channel separation [kHz]	Limit [kHz]	Result
1016	≥ ⅔ · 930.60 = 620.40	PASS

Comments:

Frequency hopping channel separation

FCC part 15.247
Carrier frequency separation

EUT	Bluetooth Speakerphone
Model	HFS20
Approval Holder	GN Netcom / G0M-1407-4031
Temperature / Voltage	Tnom / Vnom
Test Site / Operator	Eurofins Product Service GmbH / Mr. Weber
Test Specification	FCC part 15 section 247(a)(1)
Comment 1	Carrier frequency separation
Comment 2	Channel.: 39/40 / 2441/2442 MHz
Comment 3	Hopping mode

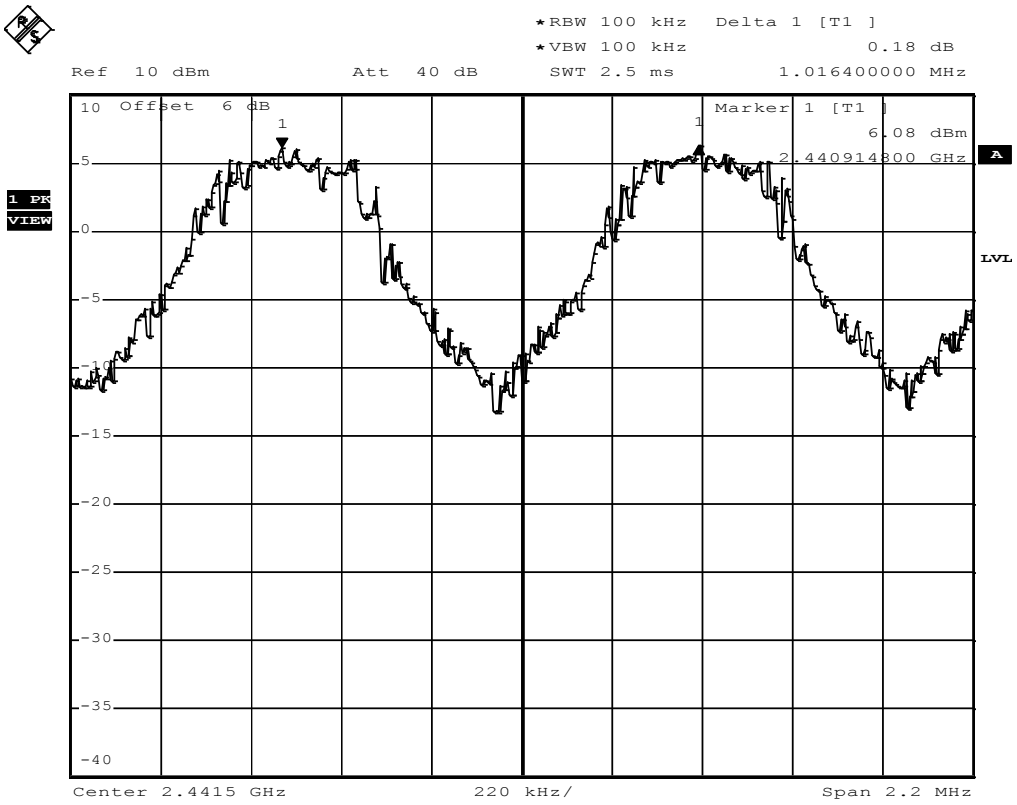

Comment: Limit: > two-thirds of the 20 dB bandwidth ; Result: Pass
Date: 19.AUG.2014 17:23:01

3.5 Test Conditions and Results – Time of occupancy (Dwell Time)

Time of occupancy (Dwell time) acc. FCC 15.247 / IC RSS-210	**Verdict: PASS**
EUT requirement rule parts and clause	Reference
	FCC 15.247(a)(1)(iii) / IC RSS-210 A8.1
Test according to measurement reference	Reference Method
	FCC Public Notice DA 00-705
Test frequency range	Tested frequencies
	2441 MHz
EUT test mode	DH5-Hop

Limits

Limit
Time of occupancy ≤ 0.4 s within 0.4 s · Number of hopping channels

Test setup

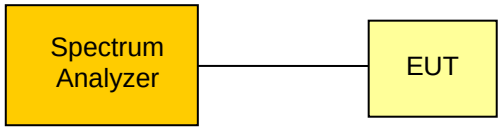

Test procedure

1. EUT set to test mode (Communication tester is used if needed)
2. Center frequency set to test channel center frequency
3. Span set to zero span and detector to peak and max hold
4. Resolution bandwidth is set to 100kHz and sweep time to observation period
5. Time of occupancy determined from number of peaks multiplied by single hop dwell time

Test results

Observation period [s]	No. of hops	Dwell time/hop [s]	Time of occupancy [s]	Limit [s]	Result
31.6	113	0.0029	0.327	≤ 0.4	PASS

Comments:

Time of occupancy

FCC part 15.247
Time of occupancy inquiry

EUT	Bluetooth Speakerphone
Model	HFS20
Approval Holder	GN Netcom / G0M-1407-4031
Temperature / Voltage	Tnom / Vnom
Test Site / Operator	Eurofins Product Service GmbH / Mr. Weber
Test Specification	FCC part 15 section 247(a)
Comment 1	Time of occupancy inquiry
Comment 2	Channel.: 39 / 2441 MHz
Comment 3	113 events * 2.898 ms result: 327.474 ms

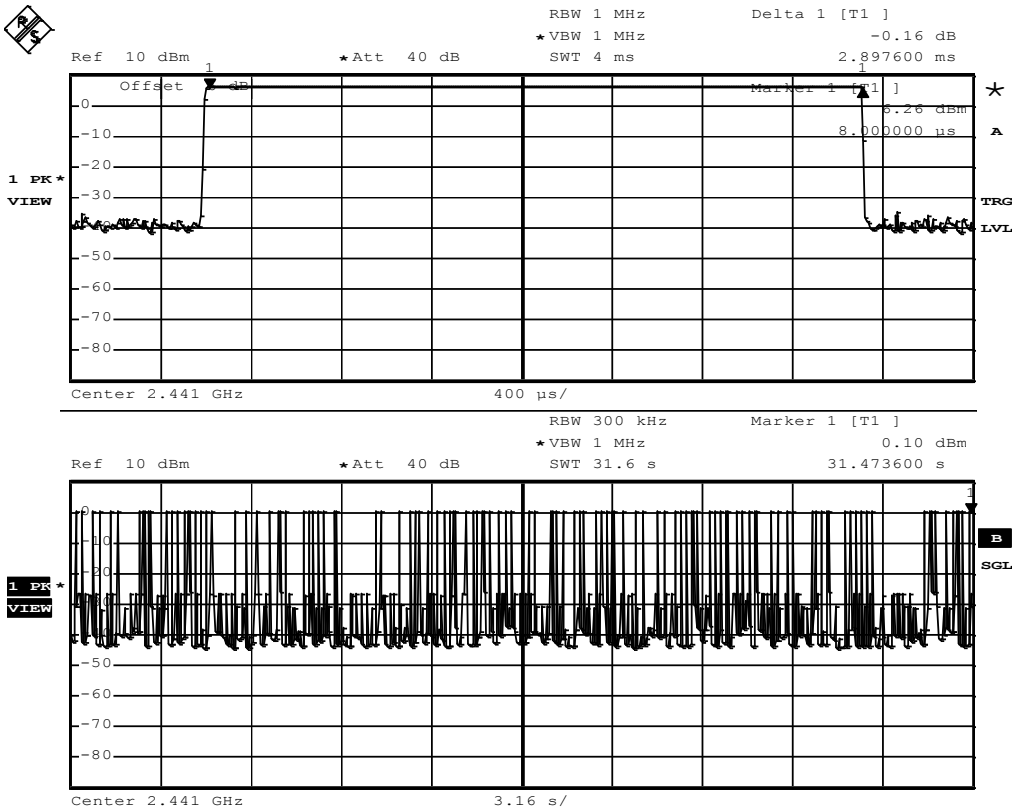

Comment: Burst length=2.8976 ms
Date: 19.AUG.2014 17:35:00

3.6 Test Conditions and Results – Maximum peak conducted power

Maximum peak conducted power acc. FCC 15.247 / IC RSS-210	**Verdict: PASS**
EUT requirement rule parts and clause	Reference
	FCC 15.247(b)(1) / IC RSS-210 A8.4
Test according to measurement reference	Reference Method
	FCC Public Notice DA 00-705
Test frequency range	Tested frequencies
	F_{LOW} / F_{MID} / F_{HIGH}
Measurement mode	Peak
Maximum antenna gain	-2.34 dBi ⇒ Limit correction = 0 dB

Limits

Limit	Condition
1 W (30 dBm)	Number of hopping channels ≥ 75
0.125 W (21 dBm)	75 > Number of hopping channels ≥ 15

The conducted output power limit specified above is based on the use of antennas with directional gains that do not exceed 6 dBi. If transmitting antennas of directional gain greater than 6 dBi are used, the conducted output power from the intentional radiator shall be reduced below the stated values in the table, as appropriate, by the amount in dB that the directional gain of the antenna exceeds 6 dBi.

Test setup

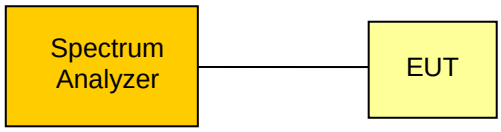

Test procedure

1. EUT set to test mode (Communication tester is used if needed)
2. Center frequency set to test channel center frequency
3. Span set to twice the 20 dB bandwidth and detector to peak and max hold
4. Resolution bandwidth is set to 3 MHz
5. Peak conducted power is determined from peak of spectrum envelope

Test results								
Channel	Frequency [MHz]	Voltage	Mode	Peak power [dbm]	Peak power [W]	Limit [dBm]	Margin [dB]	Result
F_{LOW}	2402	3.7 VDC	DH5-Sngl	5.17	0.003	30	-24.83	PASS
F_{MID}	2441	3.7 VDC	DH5-Sngl	6.52	0.004	30	-23.48	PASS
F_{HIGH}	2480	3.7 VDC	DH5-Sngl	7.13	0.005	30	-22.87	PASS
F_{LOW}	2402	3.7 VDC	2DH5-Sngl	3.20	0.002	30	-26.80	PASS
F_{MID}	2441	3.7 VDC	2DH5-Sngl	5.29	0.003	30	-24.71	PASS
F_{HIGH}	2480	3.7 VDC	2DH5-Sngl	5.81	0.004	30	-24.19	PASS
F_{LOW}	2402	3.7 VDC	3DH5-Sngl	3.57	0.002	30	-26.43	PASS
F_{MID}	2441	3.7 VDC	3DH5-Sngl	5.57	0.004	30	-24.43	PASS
F_{HIGH}	2480	3.7 VDC	3DH5-Sngl	6.04	0.004	30	-23.96	PASS
Comments:								

3.7 Test Conditions and Results – AC power line conducted emissions

Power line conducted emissions acc. FCC 47 CFR 15.207 / IC RSS-Gen				Verdict: PASS
Test according referenced standards	Reference Method			
	ANSI C63.4			
Fully configured sample scanned over the following frequency range	Frequency range			
	0.15 MHz to 30 MHz			
Points of Application	Application Interface			
AC Mains	LISN			
EUT test mode	AC-Powerline			
Limits and results				
Frequency [MHz]	Quasi-Peak [dBµV]	Result	Average [dBµV]	Result
0.15 to 5	66 to 56*	PASS	56 to 46*	PASS
0.5 to 5	56	PASS	46	PASS
5 to 30	60	PASS	50	PASS
Comments: * Limit decreases linearly with the logarithm of the frequency.				

Conducted Emissions

EMI voltage test in the ac-mains according to FCC Part 15b

Project number: G0M-1407-4031

Manufacturer:	GN Netcom A/S
EUT Name:	Bluetooth Speakerphone
Model:	HFS210
Test Site:	Eurofins Product Service GmbH
Operator:	Mr. Zunke
Test Conditions:	Tnom: 23°C, Unom: 5VDC via USB
LISN:	ESH2-Z5 N
Mode:	charging
Test Date:	2014-08-26
Note:	

Index 25

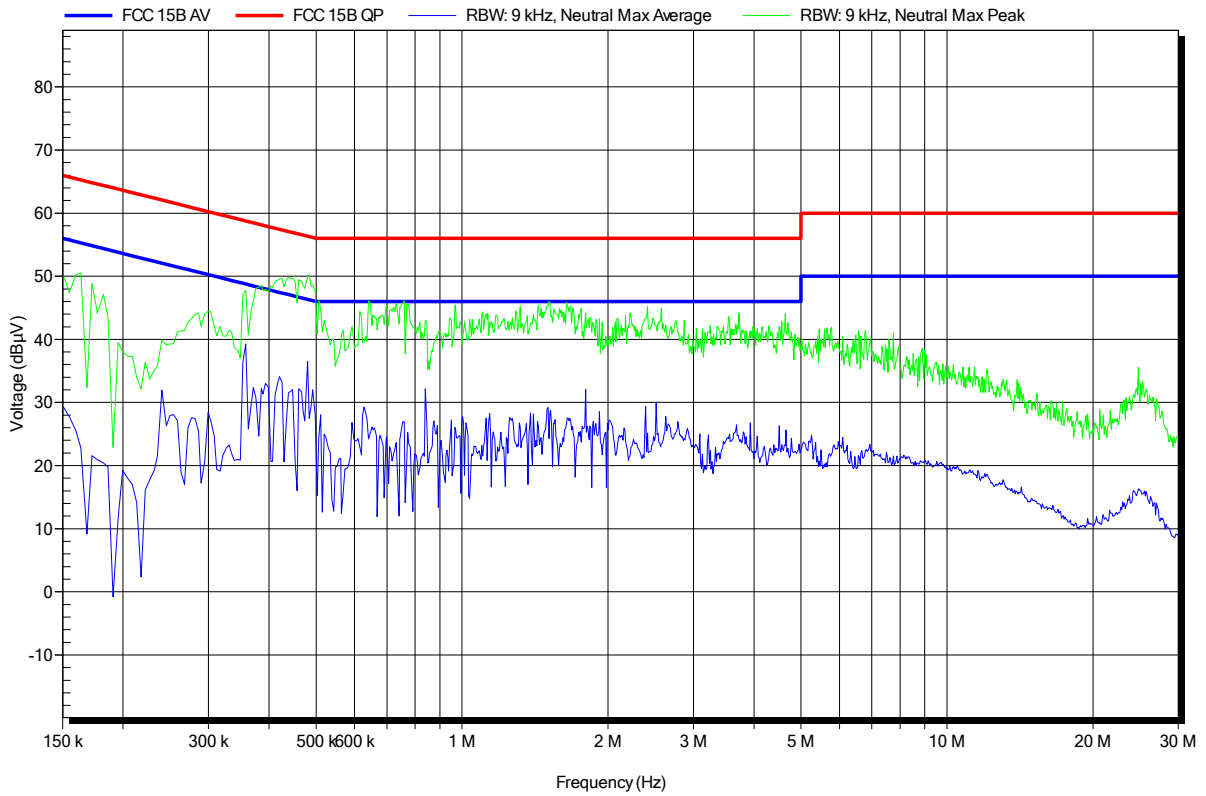

Conducted Emissions

EMI voltage test in the ac-mains according to FCC Part 15b

Project number: G0M-1407-4031

Manufacturer:	GN Netcom A/S
EUT Name:	Bluetooth Speakerphone
Model:	HFS210
Test Site:	Eurofins Product Service GmbH
Operator:	Mr. Zunke
Test Conditions:	Tnom: 23°C, Unom: 5VDC via USB
LISN:	ESH2-Z5 L
Mode:	charging
Test Date:	2014-08-26
Note:	

Index 26

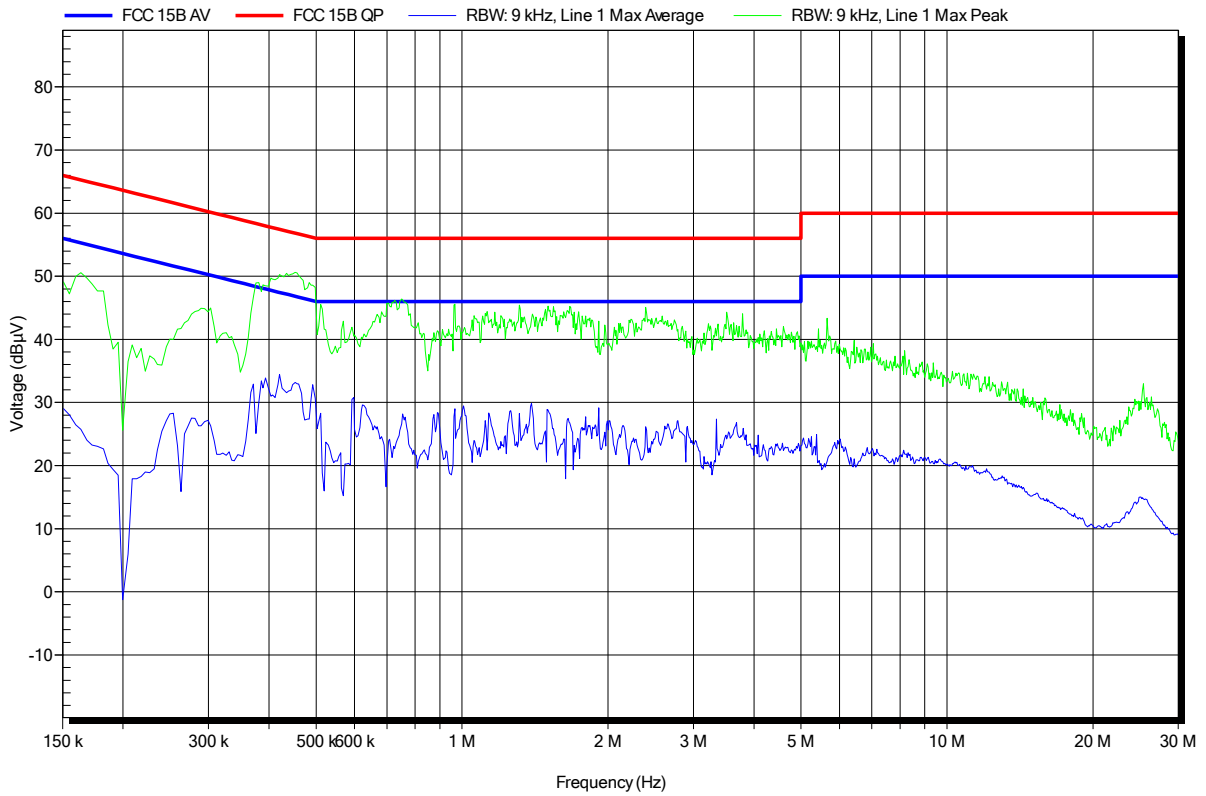

3.8 Test Conditions and Results – Band edge compliance

Band-edge compliance acc. FCC 15.247 / IC RSS-210	**Verdict: PASS**
EUT requirement rule parts and clause	Reference
	FCC 15.247(d) / IC RSS-210 A8.5
Test according to measurement reference	Reference Method
	FCC Public Notice DA 00-705
Test frequency range	Tested frequencies
	F_{LOW} / F_{HIGH}
Measurement mode	Peak

Limits

Limit	Condition
≤ -20 dB/100 kHz	Peak power measurement detector = Peak
≤ -30 dB/100 kHz	Peak power measurement detector = RMS

Test setup

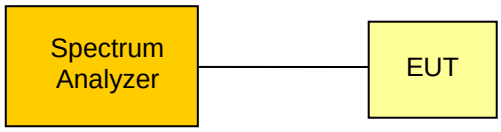

Test procedure

1. EUT set to test mode (Communication tester is used if needed)
2. Span set around lower band edge and detector is set to peak and max hold
3. Resolution bandwidth is set to 100 kHz
4. Markers are set to peak emission levels within frequency band and outside frequency band
5. Band edge attenuation is determined from level difference

Test results

Channel	Frequency [MHz]	Mode	Level [dBc]	Limit [dBc]	Margin [dB]	Result
F_{LOW}	2402	DH5-Sngl	-47.72	-20	-27.72	PASS
F_{HIGH}	2480	DH5-Sngl	-49.45	-20	-29.45	PASS
F_{LOW}	2402	DH5-Hop	-46.69	-20	-26.69	PASS
F_{HIGH}	2480	DH5-Hop	-48.59	-20	-28.59	PASS
F_{LOW}	2402	2DH5-Sngl	-44.00	-20	-24.00	PASS
F_{HIGH}	2480	2DH5-Sngl	-48.09	-20	-28.09	PASS
F_{LOW}	2402	2DH5-Hop	-44.45	-20	-24.45	PASS
F_{HIGH}	2480	2DH5-Hop	-43.37	-20	-23.37	PASS

F_{LOW}	2402	3DH5-Sngl	-44.49	-20	-24.49	PASS
F_{HIGH}	2480	3DH5-Sngl	-47.74	-20	-27.74	PASS
F_{LOW}	2402	3DH5-Hop	-43.35	-20	-23.35	PASS
F_{HIGH}	2480	3DH5-Hop	-47.83	-20	-27.83	PASS
Comments:						

Band-edge compliance – DH5-Sngl F_{LOW}

FCC part 15.247
Band-edge compliance of RF conducted emissions

EUT	Bluetooth Speakerphone
Model	HFS20
Approval Holder	GN Netcom / G0M-1407-4031
Temperature / Voltage	Tnom / Vnom
Test Site / Operator	Eurofins Product Service GmbH / Mr. Weber
Test Specification	FCC part 15 section 247(c)
Comment 1	Band-edge compliance
Comment 2	Channel.: 0 / 2402 MHz / GFSK
Comment 3	Single frequency mode

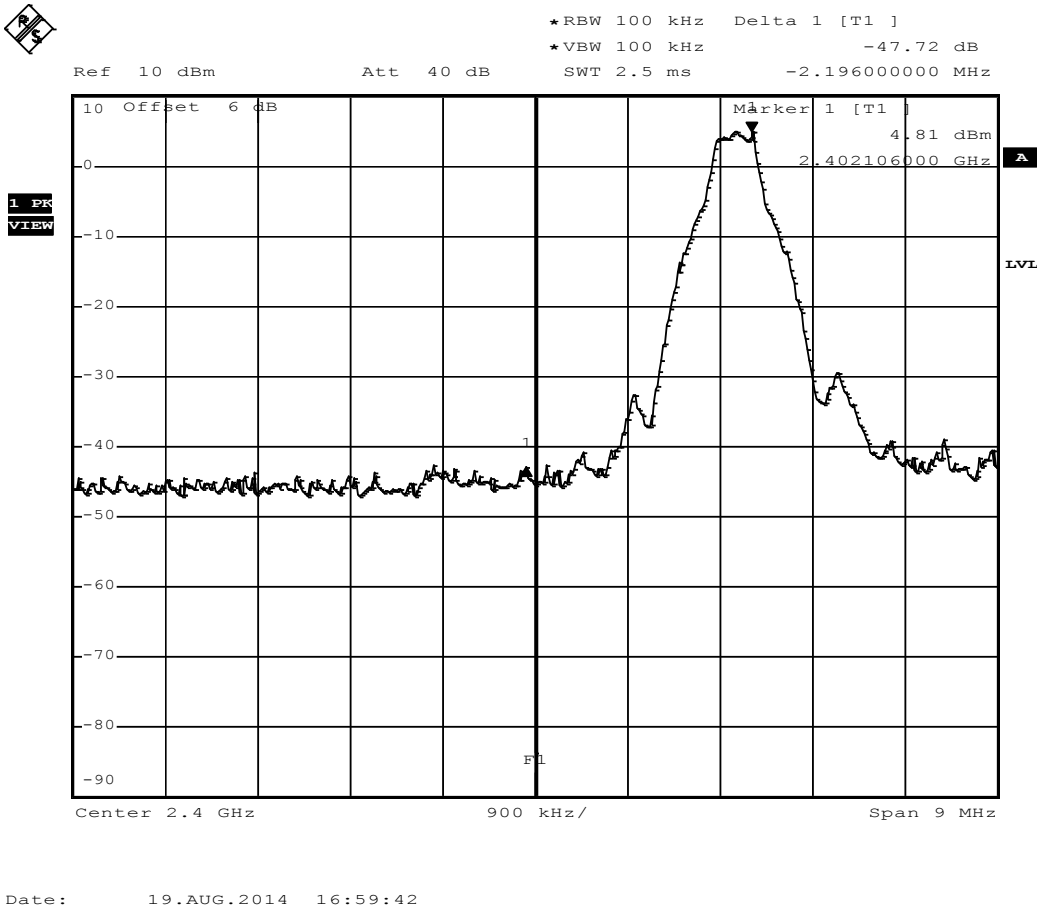

Date: 19.AUG.2014 16:59:42

Band-edge compliance – DH5-Sngl F_{HIGH}

FCC part 15.247
Band-edge compliance of RF conducted emissions

EUT	Bluetooth Speakerphone
Model	HFS20
Approval Holder	GN Netcom / G0M-1407-4031
Temperature / Voltage	Tnom / Vnom
Test Site / Operator	Eurofins Product Service GmbH / Mr. Weber
Test Specification	FCC part 15 section 247(c)
Comment 1	Band-edge compliance
Comment 2	Channel.:78 / 2480 MHz / GFSK
Comment 3	Single frequency mode

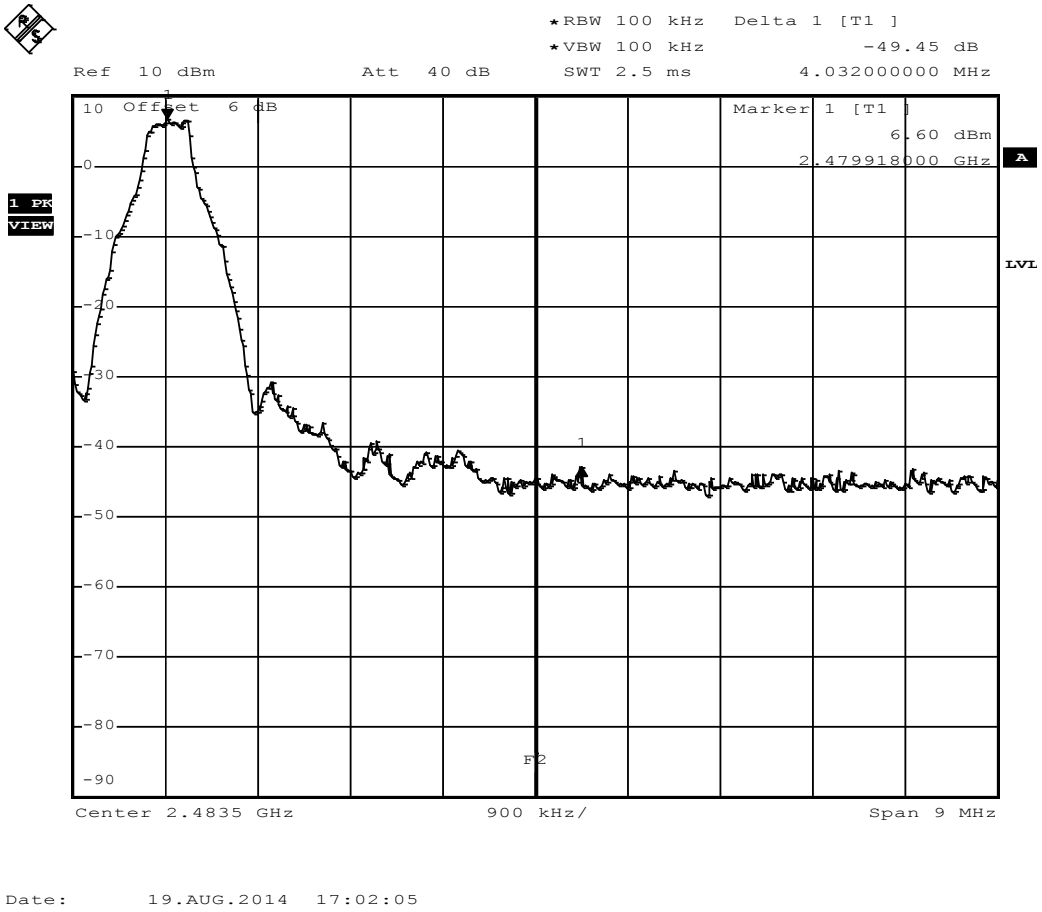

Date: 19.AUG.2014 17:02:05

Band-edge compliance – DH5-Hop F_{LOW}

FCC part 15.247
Band-edge compliance of RF conducted emissions

EUT	Bluetooth Speakerphone
Model	HFS20
Approval Holder	GN Netcom / G0M-1407-4031
Temperature / Voltage	Tnom / Vnom
Test Site / Operator	Eurofins Product Service GmbH / Mr. Weber
Test Specification	FCC part 15 section 247(c)
Comment 1	Band-edge compliance
Comment 2	Channel.:0-78 / 2402-2480 MHz / GFSK
Comment 3	Hopping mode

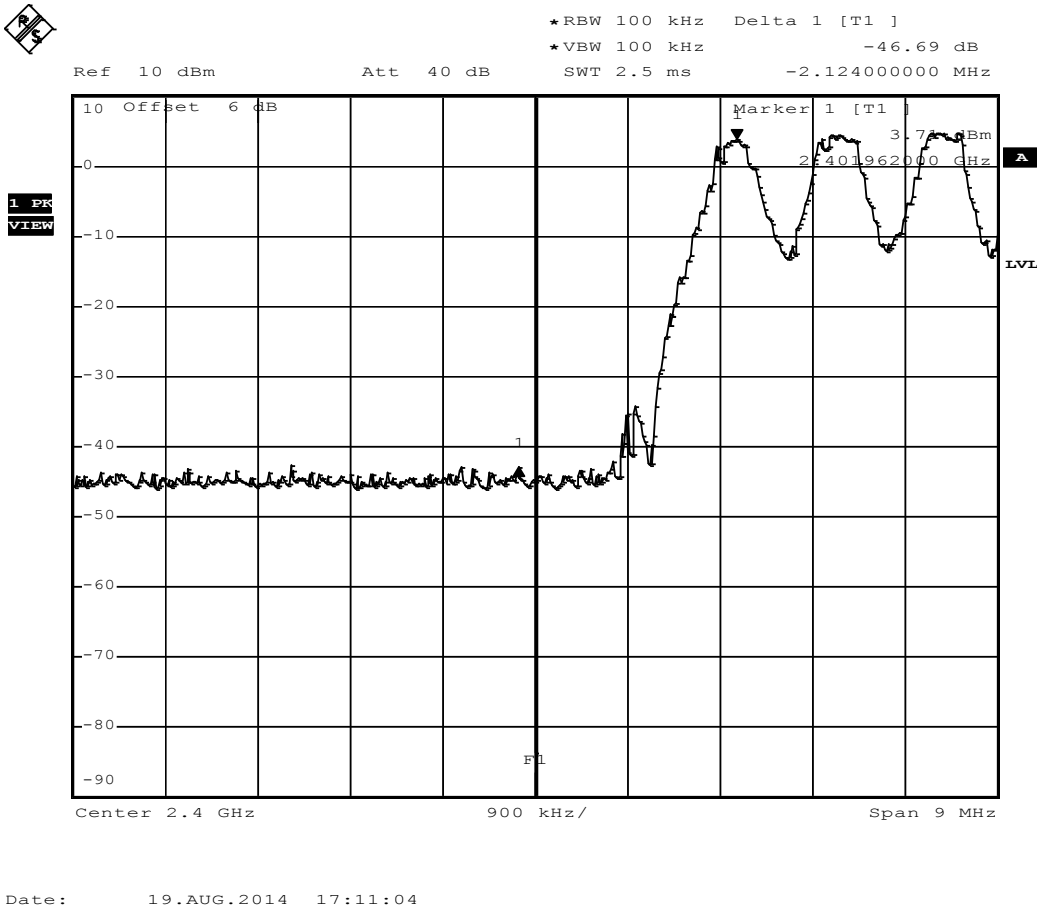

Date: 19.AUG.2014 17:11:04

Band-edge compliance – DH5-Hop F_{HIGH}

FCC part 15.247
Band-edge compliance of RF conducted emissions

EUT	Bluetooth Speakerphone
Model	HFS20
Approval Holder	GN Netcom / G0M-1407-4031
Temperature / Voltage	Tnom / Vnom
Test Site / Operator	Eurofins Product Service GmbH / Mr. Weber
Test Specification	FCC part 15 section 247(c)
Comment 1	Band-edge compliance
Comment 2	Channel.:0-78 / 2402-2480 MHz / GFSK
Comment 3	Hopping mode

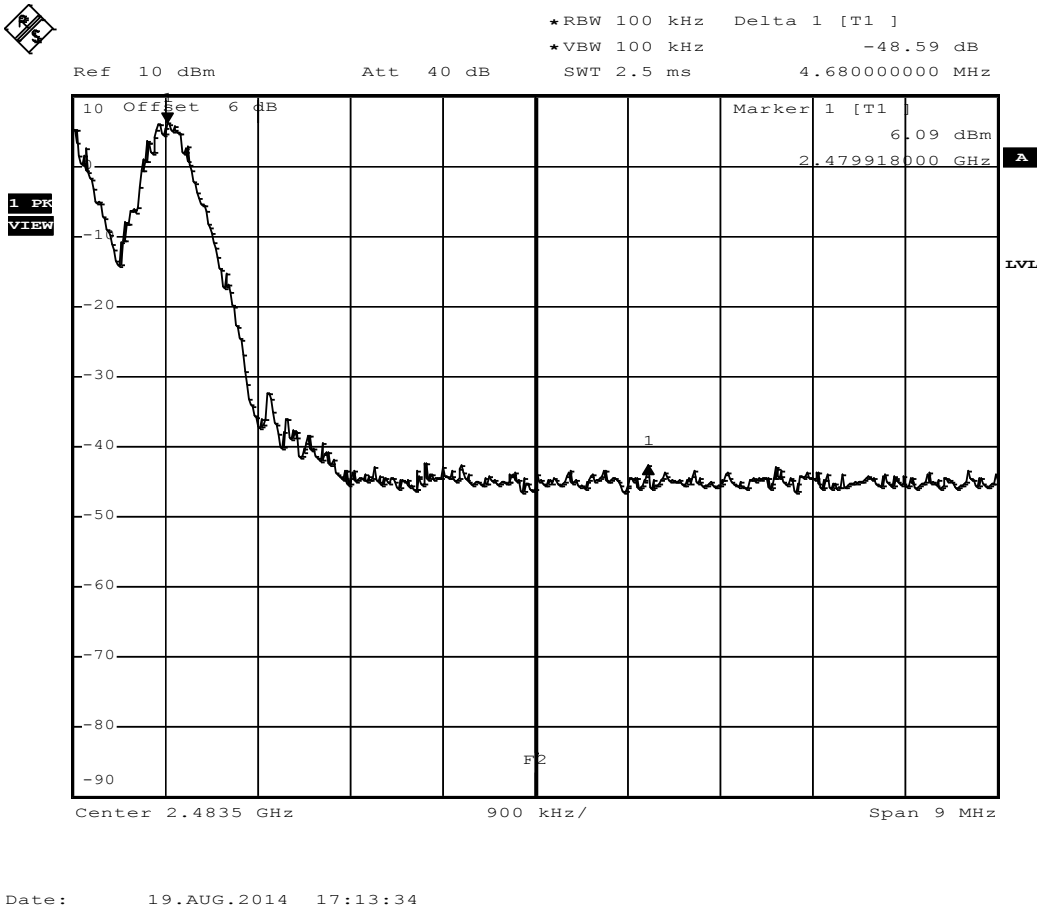

Date: 19.AUG.2014 17:13:34

Band-edge compliance – 2-DH5-Sngl F_{LOW}

FCC part 15.247
Band-edge compliance of RF conducted emissions

EUT	Bluetooth Speakerphone
Model	HFS20
Approval Holder	GN Netcom / G0M-1407-4031
Temperature / Voltage	Tnom / Vnom
Test Site / Operator	Eurofins Product Service GmbH / Mr. Weber
Test Specification	FCC part 15 section 247(c)
Comment 1	Band-edge compliance
Comment 2	Channel.:0 / 2402 MHz / PI/4-DQPSK
Comment 3	Single frequency mode

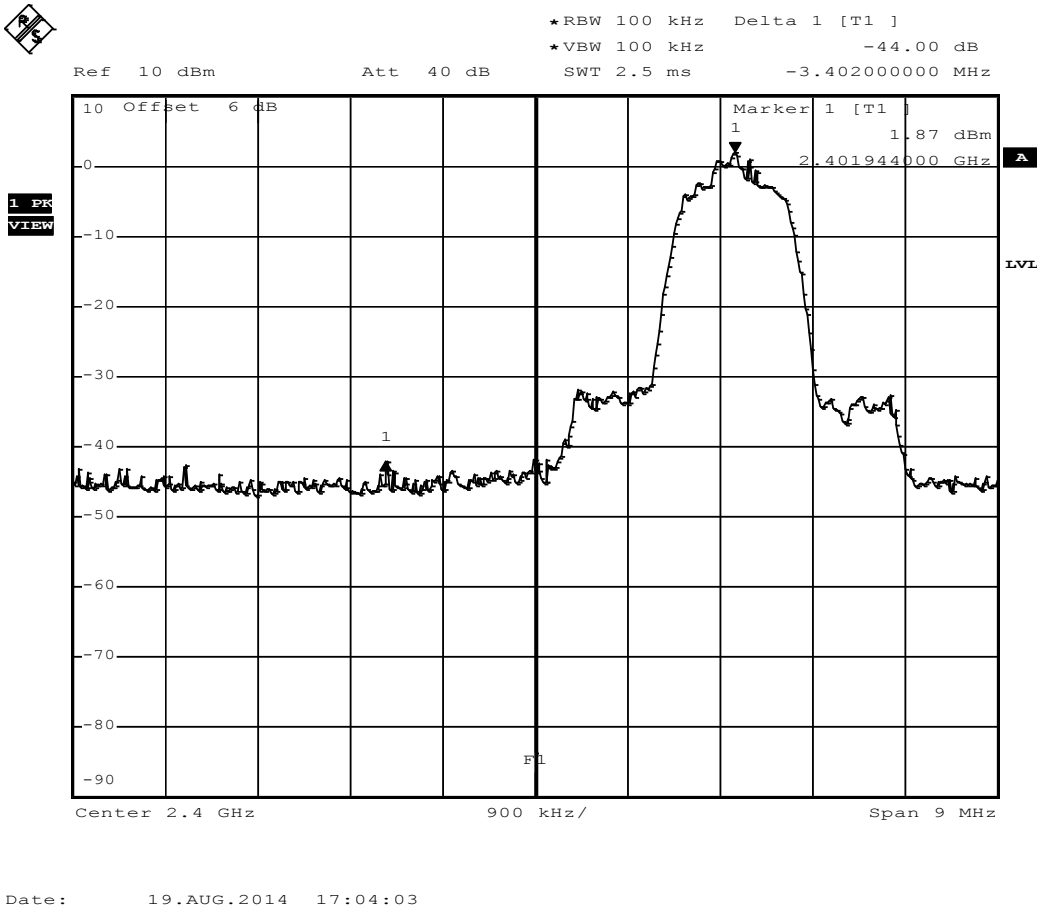

Date: 19.AUG.2014 17:04:03

Band-edge compliance – 2-DH5-Sngl F_{HIGH}

FCC part 15.247
Band-edge compliance of RF conducted emissions

EUT	Bluetooth Speakerphone
Model	HFS20
Approval Holder	GN Netcom / G0M-1407-4031
Temperature / Voltage	Tnom / Vnom
Test Site / Operator	Eurofins Product Service GmbH / Mr. Weber
Test Specification	FCC part 15 section 247(c)
Comment 1	Band-edge compliance
Comment 2	Channel.:78 / 2480 MHz / PI/4-DQPSK
Comment 3	Single frequency mode

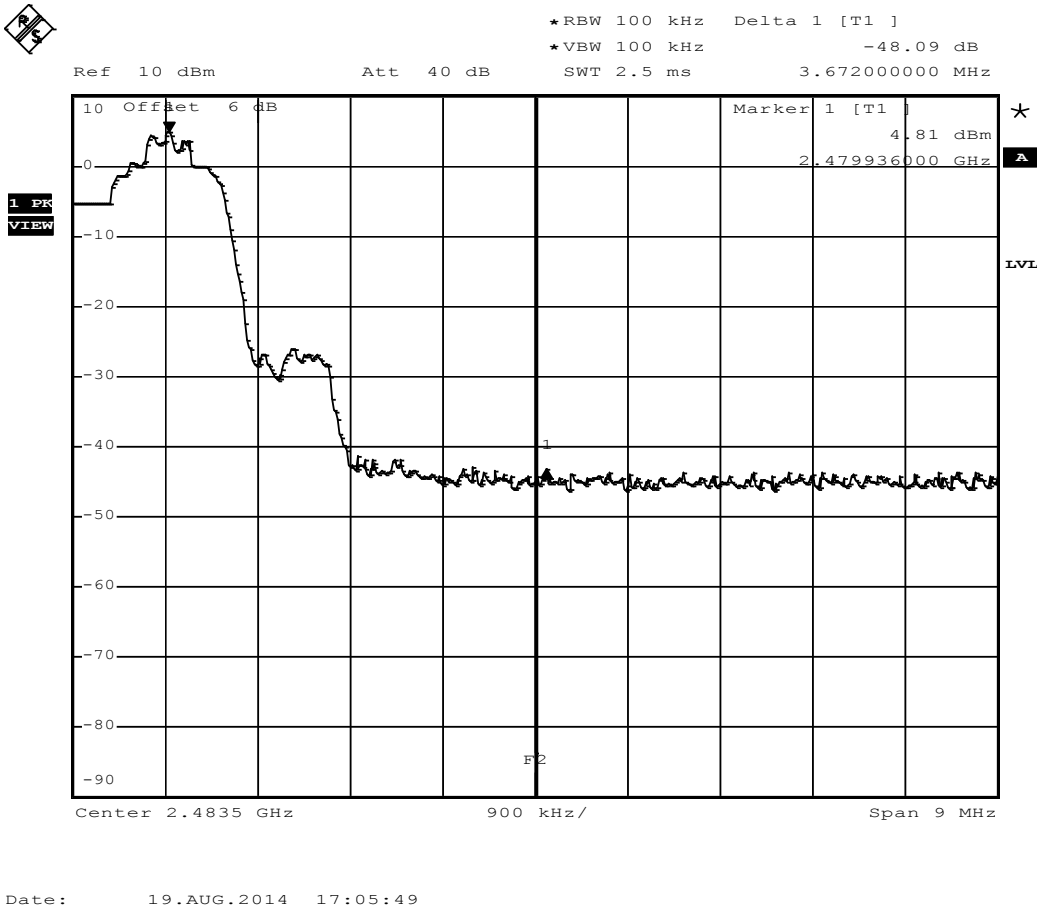

Date: 19.AUG.2014 17:05:49

Band-edge compliance – 2-DH5-Hop F_{LOW}

FCC part 15.247
Band-edge compliance of RF conducted emissions

EUT	Bluetooth Speakerphone
Model	HFS20
Approval Holder	GN Netcom / G0M-1407-4031
Temperature / Voltage	Tnom / Vnom
Test Site / Operator	Eurofins Product Service GmbH / Mr. Weber
Test Specification	FCC part 15 section 247(c)
Comment 1	Band-edge compliance
Comment 2	Channel.:0-78 / 2402-2480 MHz / PI/4-DQPSK
Comment 3	Hopping mode

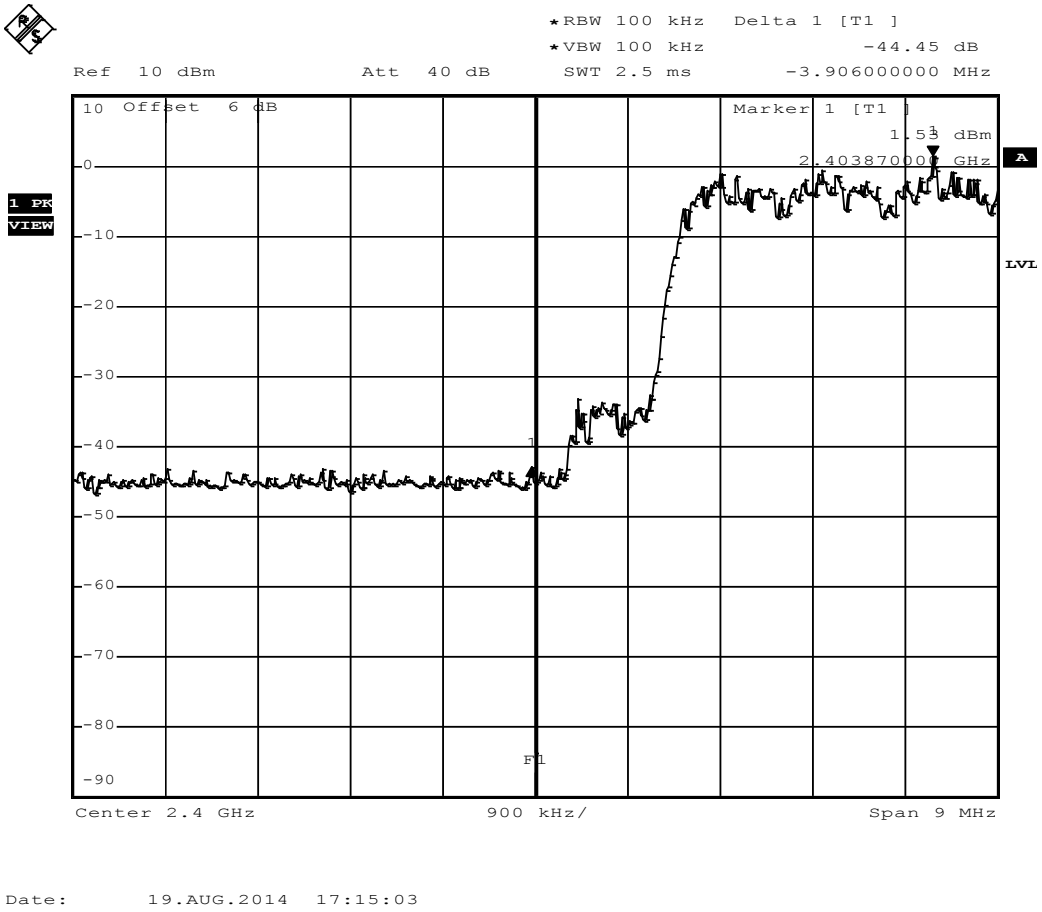

Date: 19.AUG.2014 17:15:03

Band-edge compliance – 2-DH5-Hop F_{HIGH}

FCC part 15.247
Band-edge compliance of RF conducted emissions

EUT	Bluetooth Speakerphone
Model	HFS20
Approval Holder	GN Netcom / G0M-1407-4031
Temperature / Voltage	Tnom / Vnom
Test Site / Operator	Eurofins Product Service GmbH / Mr. Weber
Test Specification	FCC part 15 section 247(c)
Comment 1	Band-edge compliance
Comment 2	Channel.:0-78 / 2402-2480 MHz / PI/4-DQPSK
Comment 3	Hopping mode

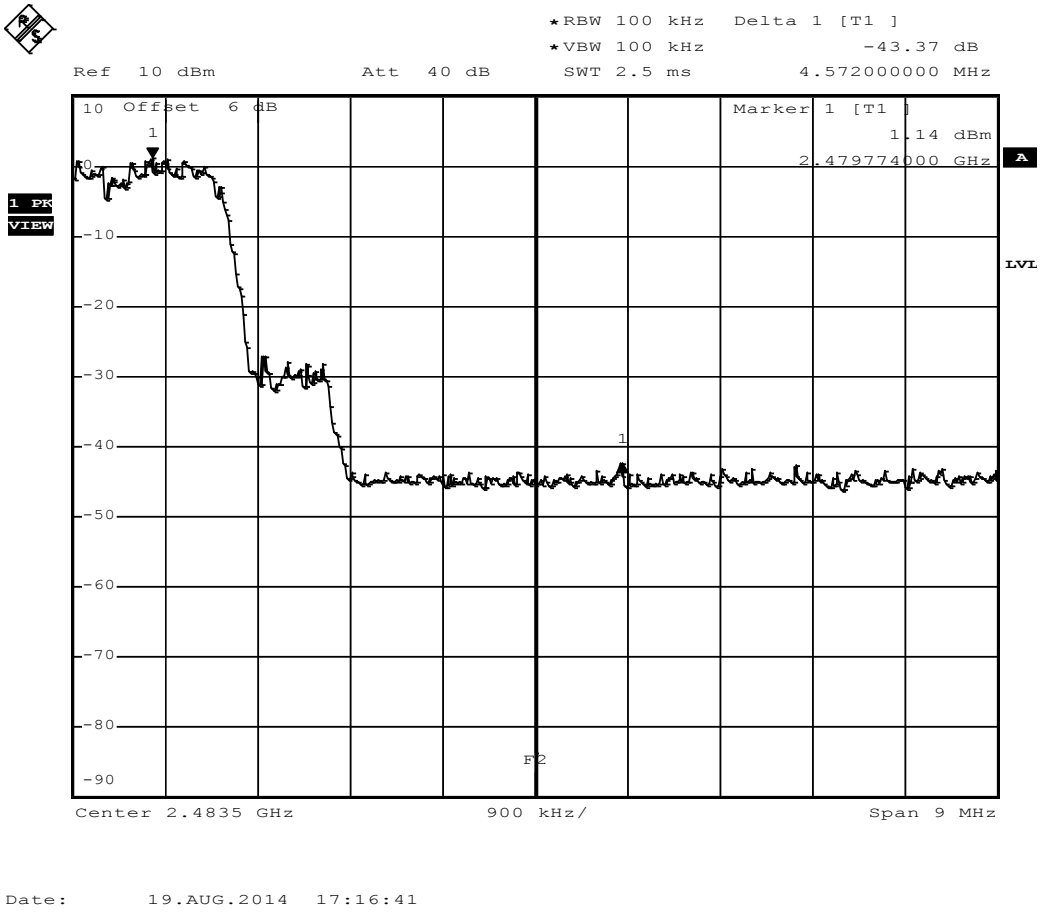

Date: 19.AUG.2014 17:16:41

Band-edge compliance – 3-DH5-Sngl F_{LOW}

FCC part 15.247
Band-edge compliance of RF conducted emissions

EUT	Bluetooth Speakerphone
Model	HFS20
Approval Holder	GN Netcom / G0M-1407-4031
Temperature / Voltage	Tnom / Vnom
Test Site / Operator	Eurofins Product Service GmbH / Mr. Weber
Test Specification	FCC part 15 section 247(c)
Comment 1	Band-edge compliance
Comment 2	Channel.:0 / 2402 MHz / 8-DPSK
Comment 3	Single frequency mode

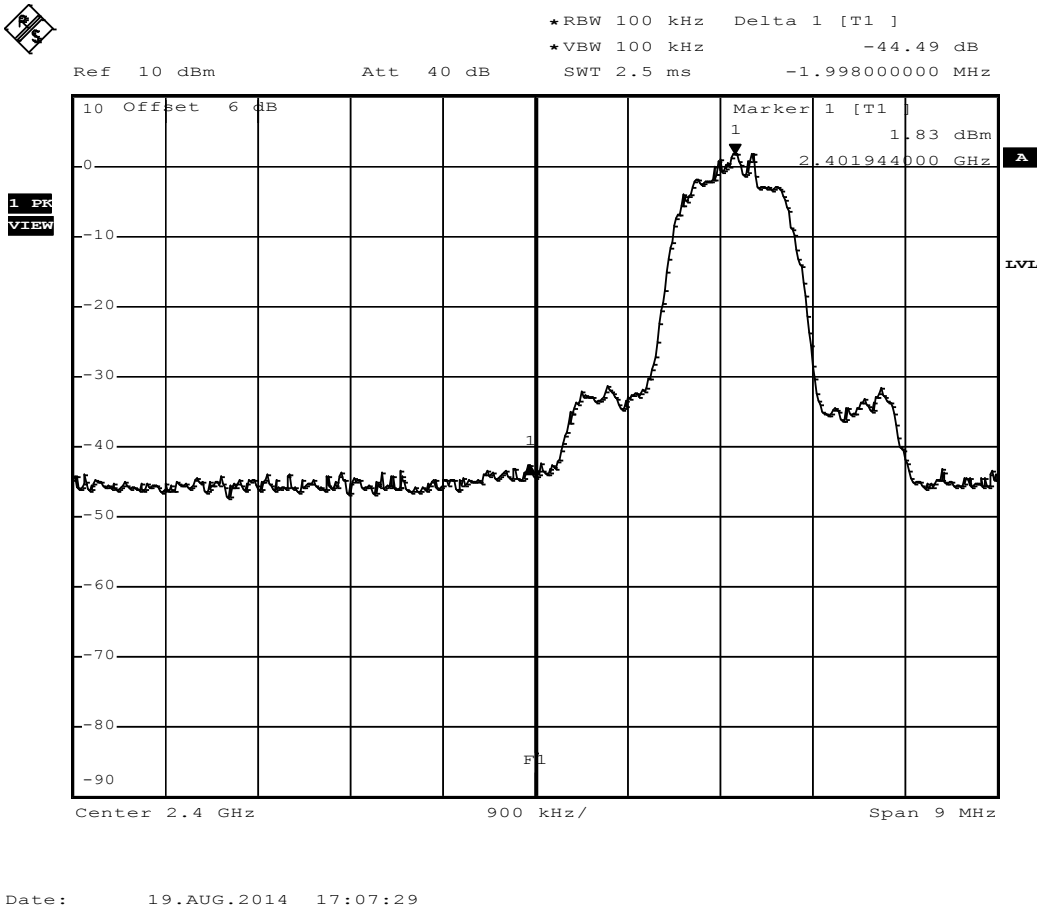

Date: 19.AUG.2014 17:07:29

Band-edge compliance – 3-DH5-Sngl F_{HIGH}

FCC part 15.247
Band-edge compliance of RF conducted emissions

EUT	Bluetooth Speakerphone
Model	HFS20
Approval Holder	GN Netcom / G0M-1407-4031
Temperature / Voltage	Tnom / Vnom
Test Site / Operator	Eurofins Product Service GmbH / Mr. Weber
Test Specification	FCC part 15 section 247(c)
Comment 1	Band-edge compliance
Comment 2	Channel.:78 / 2480 MHz / 8-DPSK
Comment 3	Single frequency mode

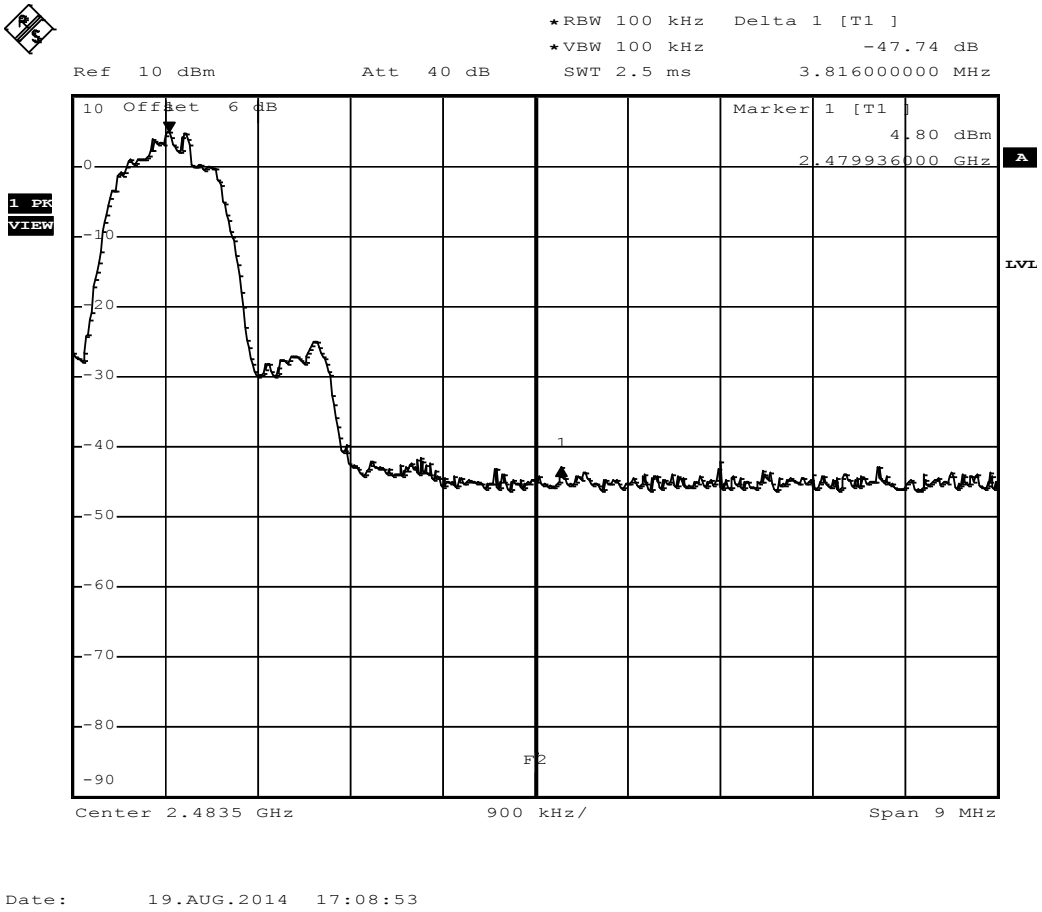

Date: 19.AUG.2014 17:08:53

Band-edge compliance – 3-DH5-Hop F_{LOW}

FCC part 15.247
Band-edge compliance of RF conducted emissions

EUT	Bluetooth Speakerphone
Model	HFS20
Approval Holder	GN Netcom / G0M-1407-4031
Temperature / Voltage	Tnom / Vnom
Test Site / Operator	Eurofins Product Service GmbH / Mr. Weber
Test Specification	FCC part 15 section 247(c)
Comment 1	Band-edge compliance
Comment 2	Channel.:0-78 / 2402-2480 MHz / 8-DPSK
Comment 3	Hopping mode

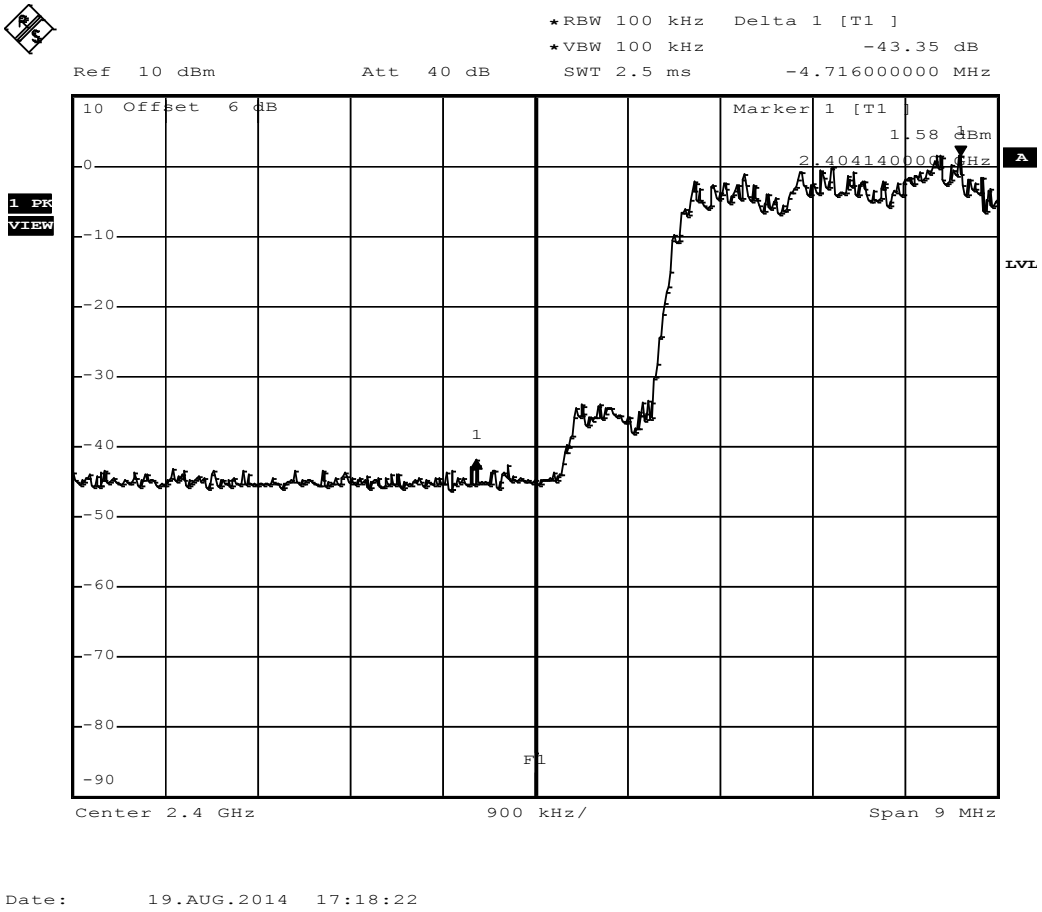

Date: 19.AUG.2014 17:18:22

Band-edge compliance – 3-DH5-Hop F_{HIGH}

FCC part 15.247
Band-edge compliance of RF conducted emissions

EUT	Bluetooth Speakerphone
Model	HFS20
Approval Holder	GN Netcom / G0M-1407-4031
Temperature / Voltage	Tnom / Vnom
Test Site / Operator	Eurofins Product Service GmbH / Mr. Weber
Test Specification	FCC part 15 section 247(c)
Comment 1	Band-edge compliance
Comment 2	Channel.:0-78 / 2402-2480 MHz / 8-DPSK
Comment 3	Hopping mode

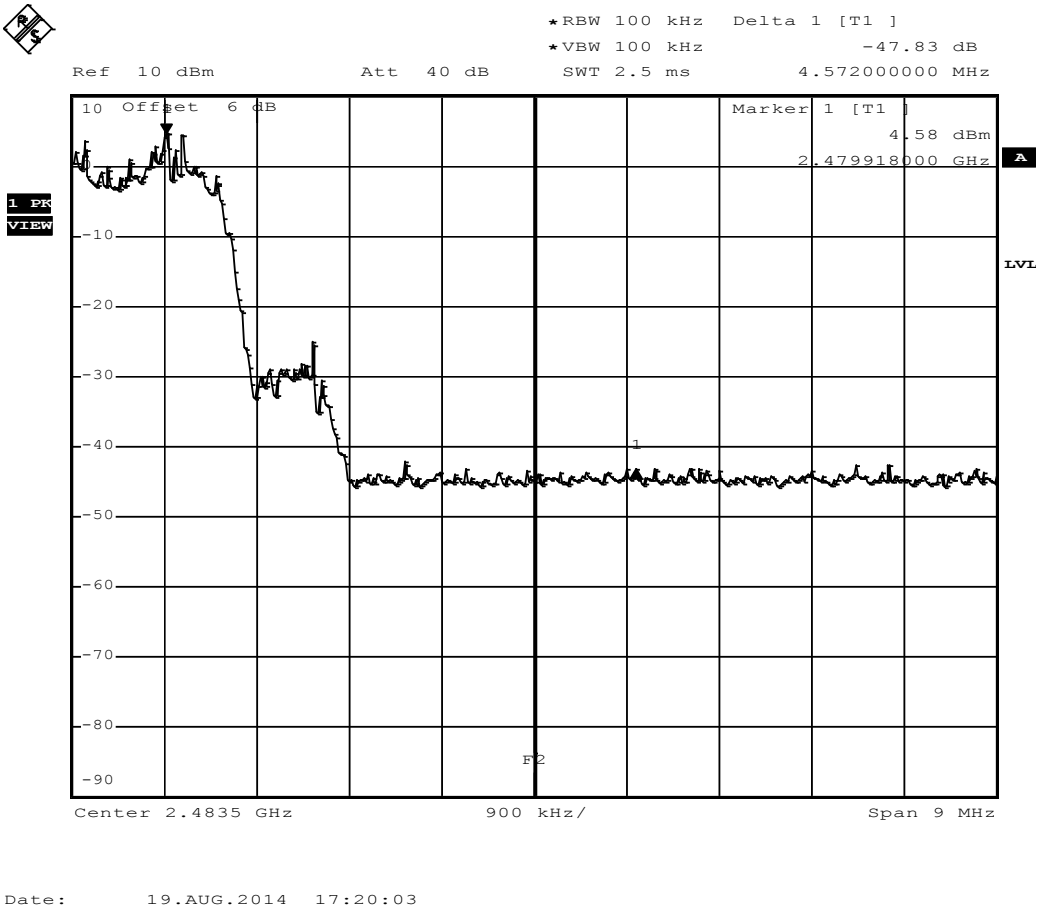

Date: 19.AUG.2014 17:20:03

3.9 Test Conditions and Results – Conducted spurious emissions

Conducted spurious emissions acc. FCC 15.247 / IC RSS-210	**Verdict: PASS**
EUT requirement rule parts and clause	Reference
	FCC 15.247(d) / IC RSS-210 A8.5
Test according to measurement reference	Reference Method
	FCC Public Notice DA 00-705
Test frequency range	Tested frequencies
	10 MHz – 10th Harmonic
Measurement mode	Peak

Limits

Limit	Condition
≤ -20 dB/100 kHz	Peak power measurement detector = Peak
≤ -30 dB/100 kHz	Peak power measurement detector = RMS

Test setup

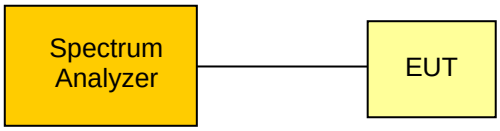

Test procedure

1. EUT set to test mode (Communication tester is used if needed)
2. Span it set according to measurement range
3. Resolution bandwidth is set to 100 kHz and detector to peak and max hold
4. Markers are set to peak emission levels within frequency band
5. Emission level is determined by second marker on emission peak
6. Attenuation is determined from level difference

Test results

Channel	Frequency [MHz]	Mode	Emission [MHz]	Emission Level [dbm]	Peak power [dBm]	Limit [dBm]	Margin [dB]	Result
F_{LOW}	2402	DH5-Sngl	24708	-38.43	4.11	-15.9	-22.53	PASS
F_{MID}	2441	DH5-Sngl	7304	-48.59	4.67	-15.3	-33.29	PASS
F_{HIGH}	2480	DH5-Sngl	7418	-47.00	5.79	-14.2	-32.80	PASS
F_{LOW}	2402	3DH5-Sngl	24708	-39.07	1.79	-18.2	-20.87	PASS
F_{MID}	2441	3DH5-Sngl	25050	-39.21	1.47	-18.5	-20.71	PASS
F_{HIGH}	2480	3DH5-Sngl	24974	-38.30	0.89	-19.1	-19.20	PASS

Comments:

Conducted spurious emissions – DH5-Sngl F_{LOW}

FCC part 15.247 (d)
Spurious Emissions

EUT	Bluetooth Speakerphone
Model	HFS20
Approval Holder	GN Netcom / G0M-1407-4031
Temperature / Voltage	Tnom / Vnom
Test Site / Operator	Eurofins Product Service GmbH / Mr. Weber
Test Specification	FCC part 15.247 (d)
Comment 1	Spurious Emissions conducted
Comment 2	Channel : 2402 MHz
Comment 3	DH5

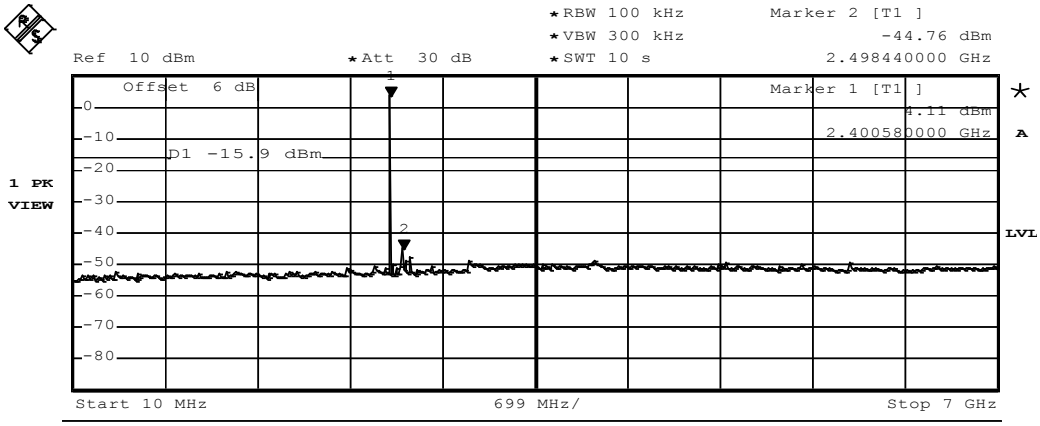

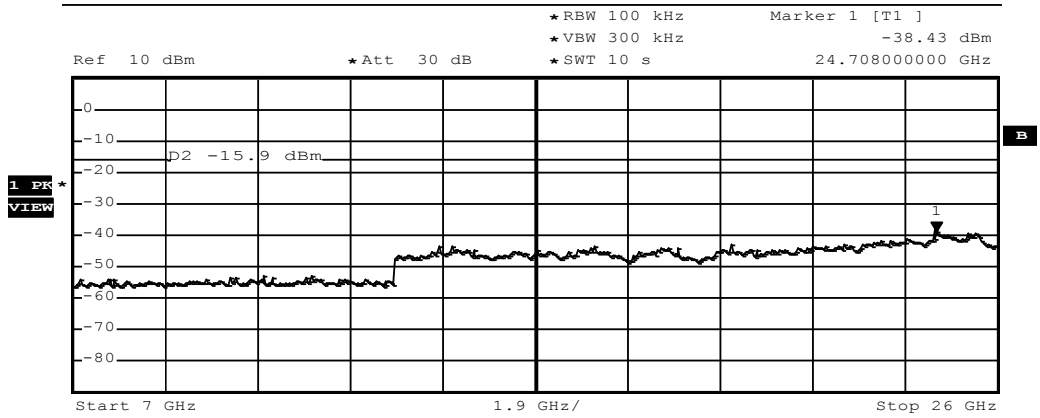

Date: 19.AUG.2014 17:42:55

Conducted spurious emissions – DH5-Sngl F_{MID}

FCC part 15.247 (d)
Spurious Emissions

EUT	Bluetooth Speakerphone
Model	HFS20
Approval Holder	GN Netcom / G0M-1407-4031
Temperature / Voltage	Tnom / Vnom
Test Site / Operator	Eurofins Product Service GmbH / Mr. Weber
Test Specification	FCC part 15.247 (d)
Comment 1	Spurious Emissions conducted
Comment 2	Channel : 2441 MHz
Comment 3	DH5

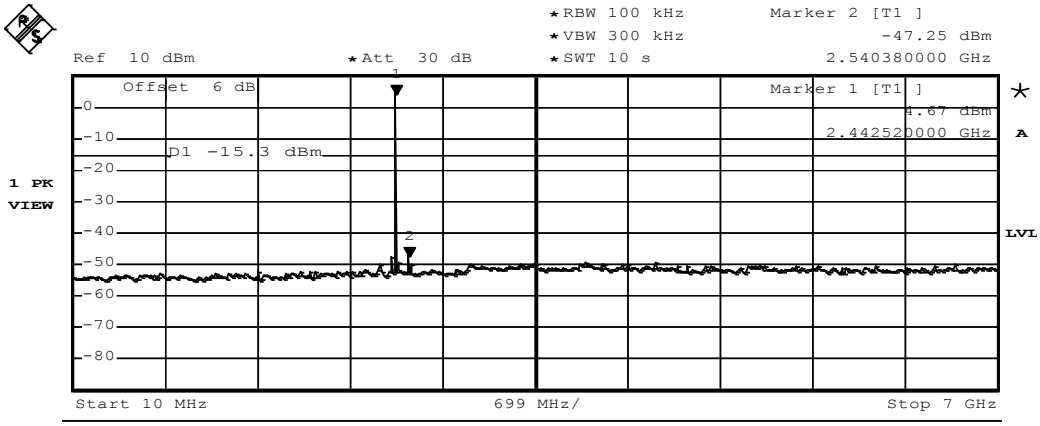

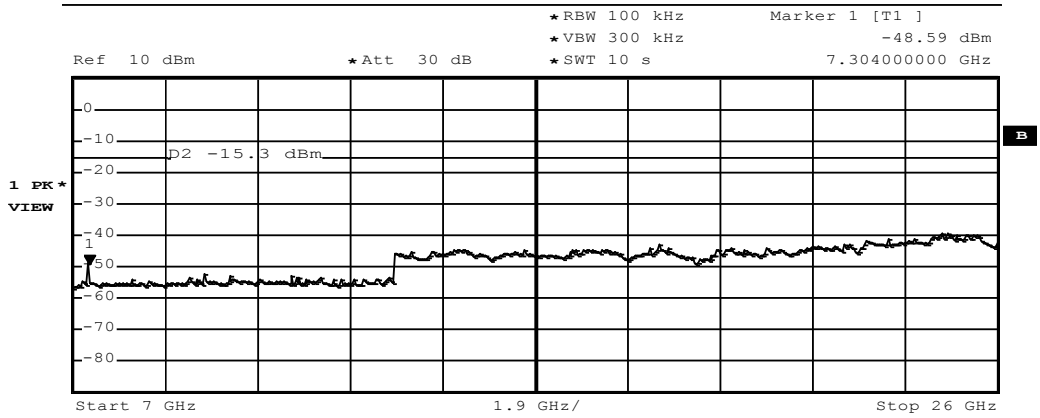

Date: 19.AUG.2014 17:46:11

Conducted spurious emissions – DH5-Sngl F_{HIGH}

FCC part 15.247 (d)
Spurious Emissions

EUT	Bluetooth Speakerphone
Model	HFS20
Approval Holder	GN Netcom / G0M-1407-4031
Temperature / Voltage	Tnom / Vnom
Test Site / Operator	Eurofins Product Service GmbH / Mr. Weber
Test Specification	FCC part 15.247 (d)
Comment 1	Spurious Emissions conducted
Comment 2	Channel : 2480 MHz
Comment 3	DH5

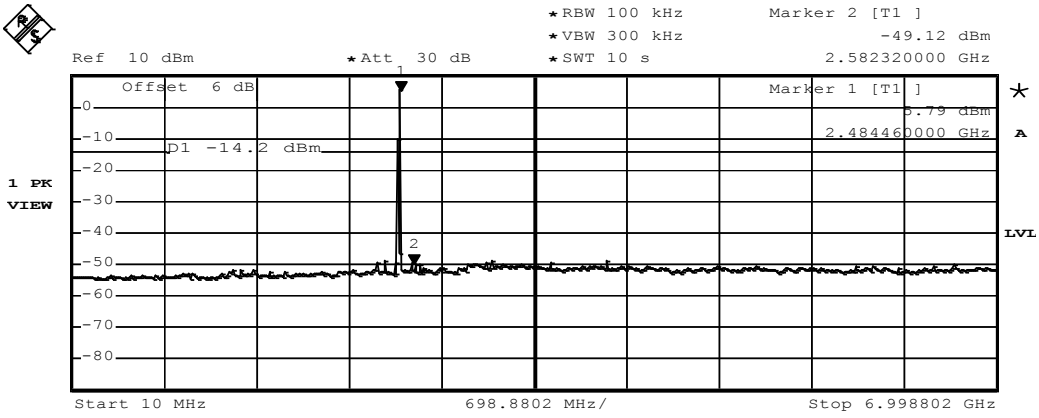

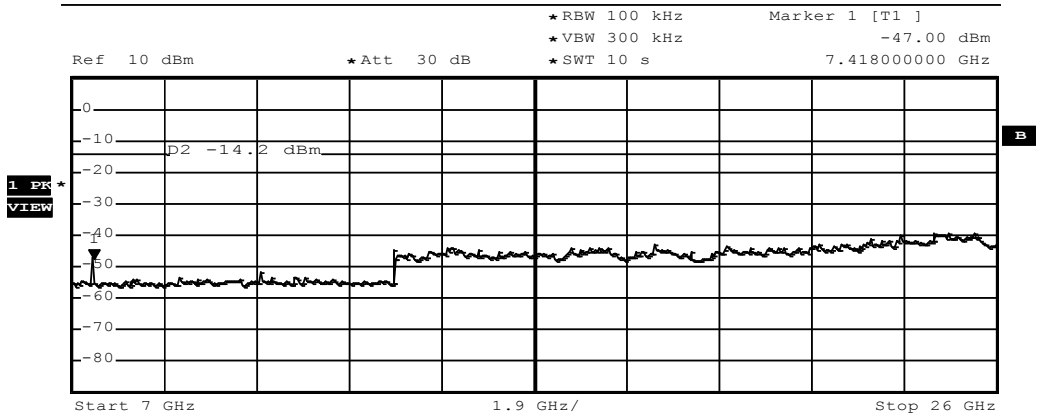

Date: 19.AUG.2014 17:48:50

Conducted spurious emissions – 3-DH5-Sngl F_{LOW}

FCC part 15.247 (d)
Spurious Emissions

EUT	Bluetooth Speakerphone
Model	HFS20
Approval Holder	GN Netcom / G0M-1407-4031
Temperature / Voltage	Tnom / Vnom
Test Site / Operator	Eurofins Product Service GmbH / Mr. Weber
Test Specification	FCC part 15.247 (d)
Comment 1	Spurious Emissions conducted
Comment 2	Channel : 2402 MHz
Comment 3	3-DH5

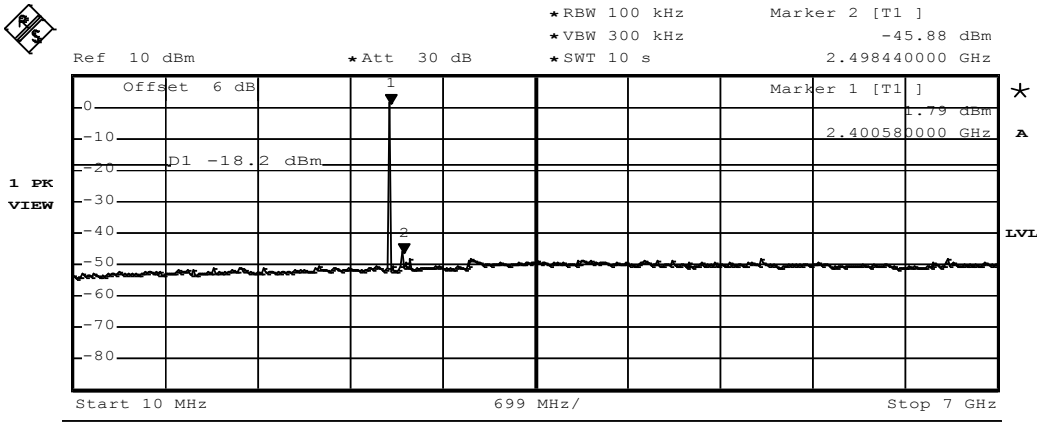

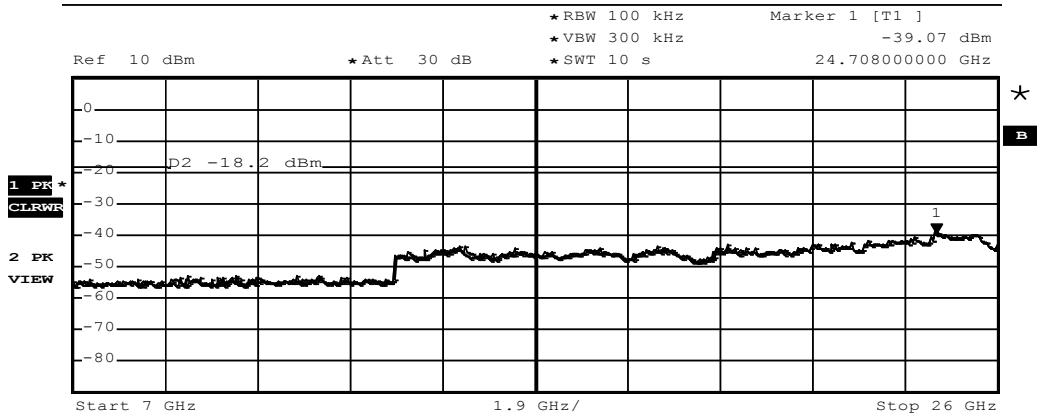

Date: 19.AUG.2014 17:55:25

Conducted spurious emissions – 3-DH5-Sngl F_{MID}

FCC part 15.247 (d)
Spurious Emissions

EUT	Bluetooth Speakerphone
Model	HFS20
Approval Holder	GN Netcom / G0M-1407-4031
Temperature / Voltage	Tnom / Vnom
Test Site / Operator	Eurofins Product Service GmbH / Mr. Weber
Test Specification	FCC part 15.247 (d)
Comment 1	Spurious Emissions conducted
Comment 2	Channel : 2441 MHz
Comment 3	3-DH5

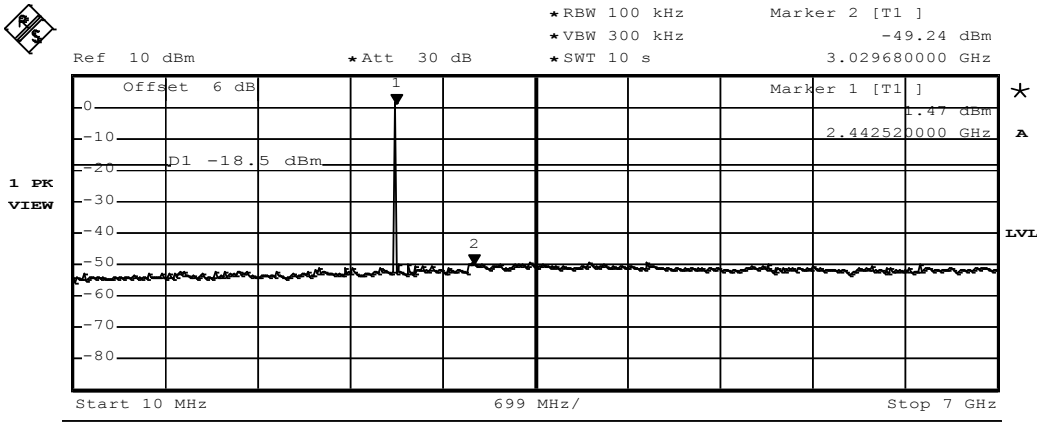

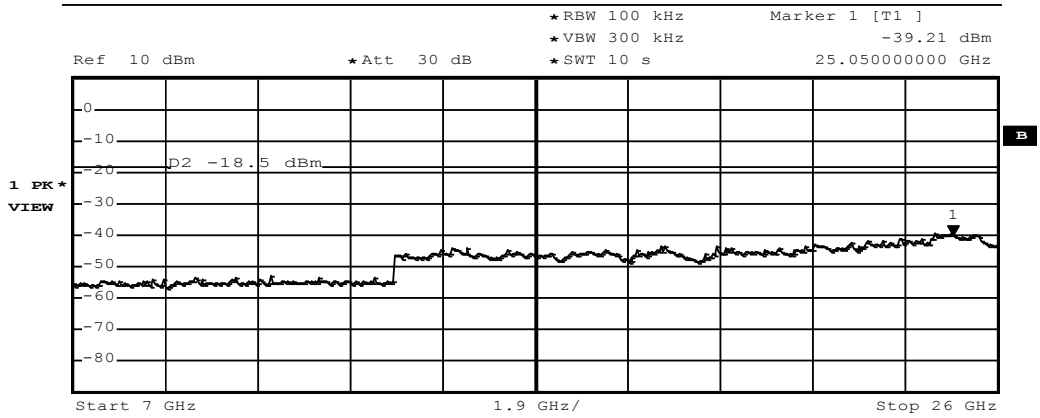

Date: 19.AUG.2014 17:58:18

Conducted spurious emissions – 3-DH5-Sngl F_{HIGH}

FCC part 15.247 (d)
Spurious Emissions

EUT	Bluetooth Speakerphone
Model	HFS20
Approval Holder	GN Netcom / G0M-1407-4031
Temperature / Voltage	Tnom / Vnom
Test Site / Operator	Eurofins Product Service GmbH / Mr. Weber
Test Specification	FCC part 15.247 (d)
Comment 1	Spurious Emissions conducted
Comment 2	Channel : 2480 MHz
Comment 3	3-DH5

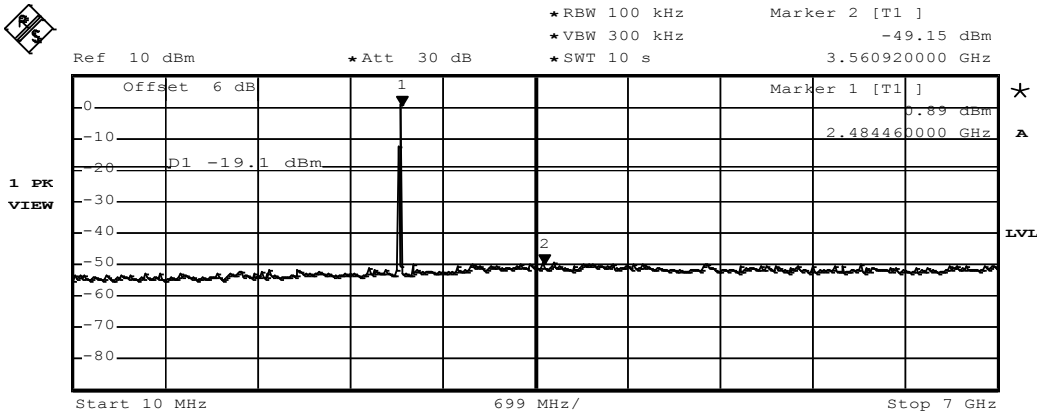

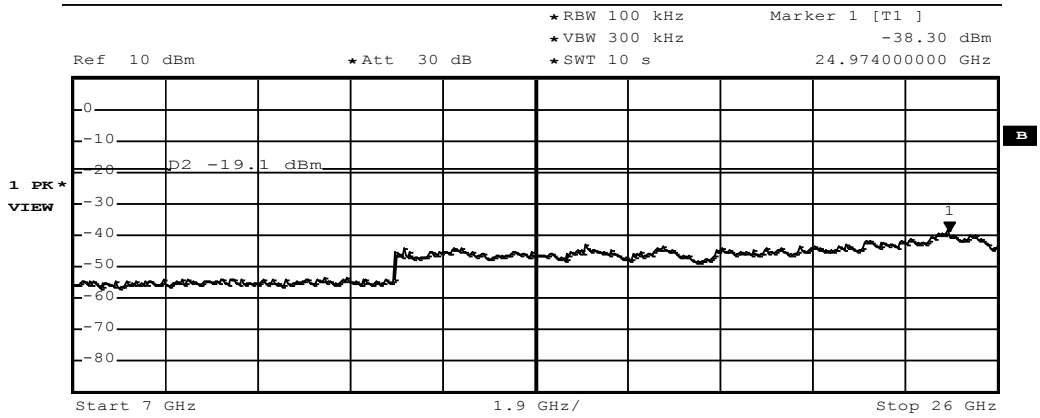

Date: 19.AUG.2014 18:00:09

3.10 Test Conditions and Results – Transmitter radiated emissions

Transmitter radiated emissions acc. FCC 47 CFR 15.247 / IC RSS-210				**Verdict: PASS**
Test according referenced standards		Reference Method		
		FCC 15.247(d) / IC RSS-210 A8.5		
Test according to measurement reference		Reference Method		
		FCC Public Notice DA 00-705 / ANSI C63.4		
Test frequency range		Tested frequencies		
		30 MHz – 10th Harmonic		
Limits				
Frequency range [MHz]	Detector	Limit [µV/m]	Limit [dBµV/m]	Limit Distance [m]
30 – 88	Quasi-Peak	100	40	3
88 – 216	Quasi-Peak	150	43.5	3
216 – 960	Quasi-Peak	200	46	3
960 – 1000	Quasi-Peak	500	54	3
> 1000	Average	500	54	3
Radiated emissions which fall in the restricted bands, as defined in Section 15.205(a), must also comply with the radiated emission limits specified in Section 15.209(a) (see Section 15.205(c)). When average radiated emission measurements are specified, including average emission measurements below 1000 MHz, there also is a limit on the peak level of the radio frequency emissions. The limit on peak radio frequency emissions is 20 dB above the maximum permitted average emission limit applicable to the equipment under test.				
Test setup				

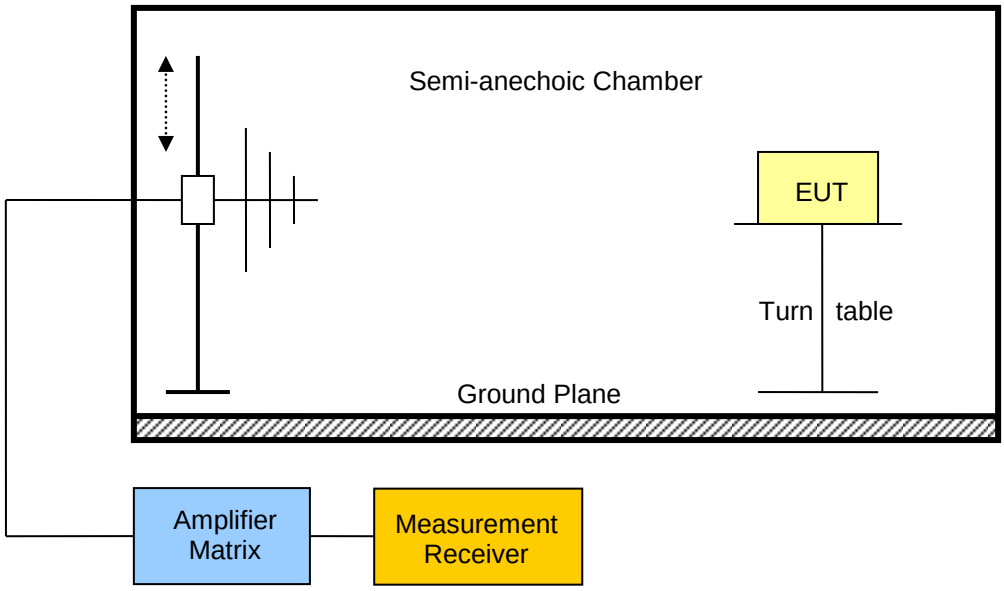

Test procedure
1. EUT set to test mode (Communication tester is used if needed) 2. Span it set according to measurement range 3. Resolution bandwidth below 1 GHz is set according to CISPR 16 with peak/quasi-peak detector and RBW of 1 MHz with peak/average detector is used above 1 GHz 4. Markers are set to peak emission levels within restricted bands

Test results

Channel	Frequency [MHz]	Mode	Emission [MHz]	Level [dbµV/m]	Det.	Pol.	Limit [dbµV/m]	Limit dist. [m]*	Margin [dB]
F_{MID}	2441	DH5-Sngl	7322	55.46	pk	hor	74.00	3	-18.54
F_{MID}	2441	DH5-Sngl	7322	44.81	avg	hor	54.00	3	-09.19
F_{MID}	2441	DH5-Sngl	7322	59.59	pk	ver	74.00	3	-14.41
F_{MID}	2441	DH5-Sngl	7322	49.69	avg	ver	54.00	3	-04.31
F_{HIGH}	2480	DH5-Sngl	2483.5	61.02	pk	hor	74.00	3	-12.98
F_{HIGH}	2480	DH5-Sngl	2483.5	50.56	RMS	hor	54.00	3	-03.44
F_{HIGH}	2480	DH5-Sngl	7439	62.22	pk	ver	74.00	3	-11.78
F_{HIGH}	2480	DH5-Sngl	7439	53.26	avg	ver	54.00	3	-00.74
F_{HIGH}	2480	DH5-Sngl	7440	44.19	avg	hor	54.00	3	-09.81
F_{MID}	2441	3-DH5-Sngl	7322	38.57	avg	hor	54.00	3	-15.43
F_{MID}	2441	3-DH5-Sngl	7322	37.93	avg	ver	54.00	3	-16.07
F_{HIGH}	2480	3-DH5-Sngl	2483.5	62.03	pk	hor	74.00	3	-11.97
F_{HIGH}	2480	3-DH5-Sngl	2483.5	48.08	RMS	hor	54.00	3	-05.92
F_{HIGH}	2480	3-DH5-Sngl	7439	57.54	pk	ver	74.00	3	-16.46
F_{HIGH}	2480	3-DH5-Sngl	7439	44.72	avg	ver	54.00	3	-09.28
F_{HIGH}	2480	3-DH5-Sngl	7440	54.76	pk	hor	74.00	3	-19.24
F_{HIGH}	2480	3-DH5-Sngl	7440	41.95	avg	hor	54.00	3	-12.05

3.11 Test Conditions and Results – Receiver radiated emissions

Receiver radiated emissions acc. IC RSS-210				**Verdict: PASS**
Test according referenced standards	Reference Method			
	IC RSS-210 A8.5			
Test according to measurement reference	Reference Method			
	ANSI C63.4			
Test frequency range	Tested frequencies			
	30 MHz – 3th Harmonic			
EUT test mode	Receive			
Limits				
Frequency range [MHz]	Detector	Limit [µV/m]	Limit [dBµV/m]	Limit Distance [m]
30 – 88	Quasi-Peak	100	40	3
88 – 216	Quasi-Peak	150	43.5	3
216 – 960	Quasi-Peak	200	46	3
960 – 1000	Quasi-Peak	500	54	3
> 1000	Average	500	54	3
Test setup				

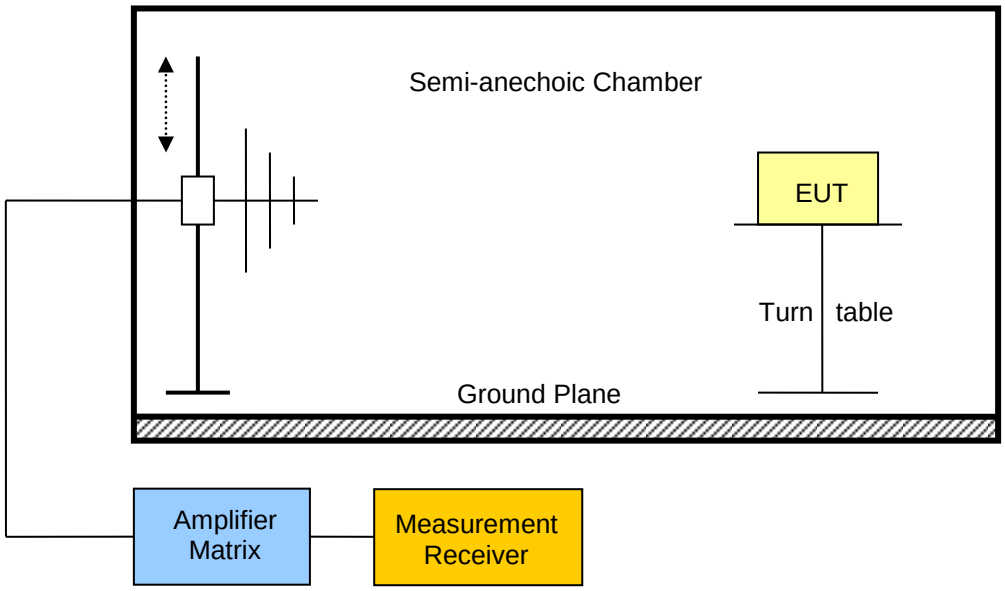

Test procedure
1. EUT set to receive mode (Communication tester is used if needed) 2. Span it set according to measurement range 3. Resolution bandwidth below 1 GHz is set according to CISPR 16 with peak/quasi-peak detector and RBW of 1 MHz with peak/average detector is used above 1 GHz 4. Markers are set to peak emission levels

Test results

Channel	Frequency [MHz]	Emission [MHz]	Emission Level [dbµV/m]	Emission Level [µV/m]	Det.	Limit [µV/m]	Margin [µV/m]
F_{MID}	2441	31.7	37.82	77.80	pk	500	-422.204
Comments:							

ANNEX A Transmitter radiated spurious emissions

Spurious emissions according to FCC 15.247

Project number: G0M-1407-4031

Applicant:	GN Netcom A/S
EUT Name:	Bluetooth Speakerphone
Model:	HFS210
Test Site:	Eurofins Product Service GmbH
Operator:	Mr. Weber
Test Conditions:	Tnom: 24°C, Vnom: 3.7 VDC
Antenna:	Rohde & Schwarz HK 116, Horizontal
Measurement distance:	3 m
Mode:	TX; BT; Ch. 0; 2402 MHz; DH5
Test Date:	2014-08-20
Note:	EUT horizontal; worst case

Index 42

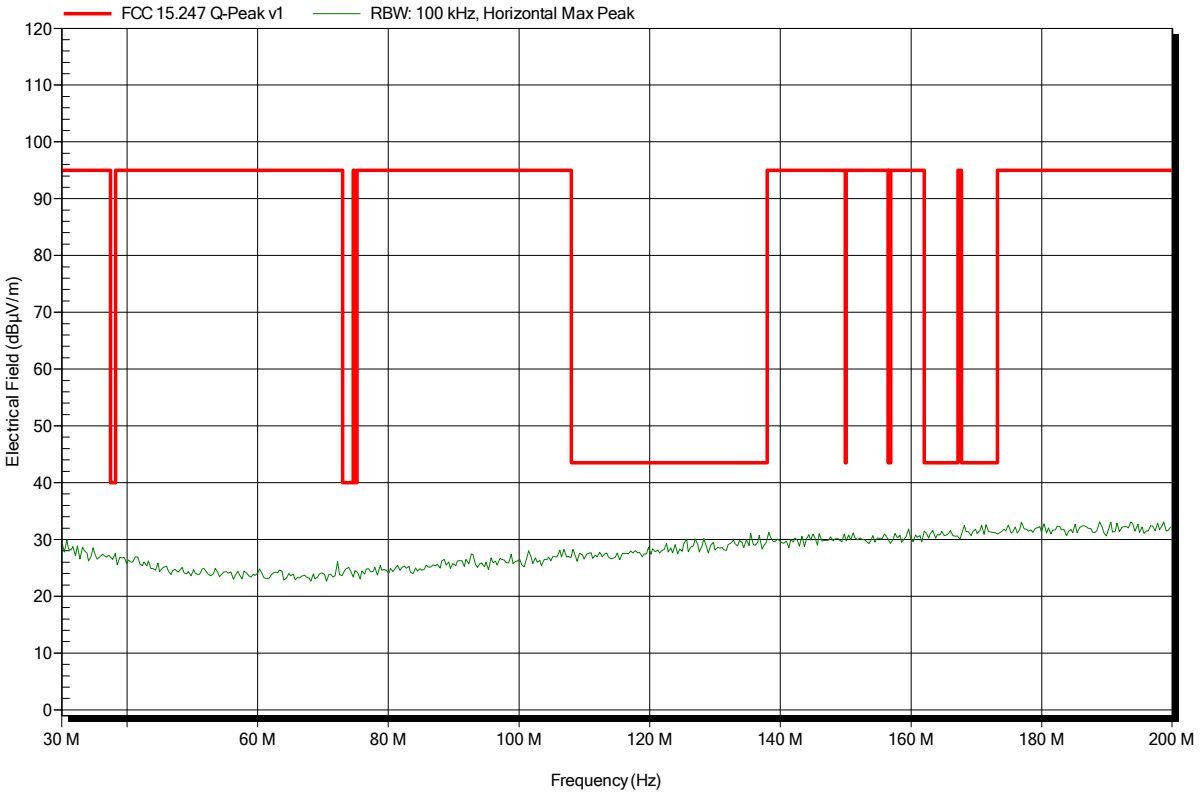

Spurious emissions according to FCC 15.247

Project number: G0M-1407-4031

Applicant:	GN Netcom A/S
EUT Name:	Bluetooth Speakerphone
Model:	HFS210
Test Site:	Eurofins Product Service GmbH
Operator:	Mr. Weber
Test Conditions:	Tnom: 24°C, Vnom: 3.7 VDC
Antenna:	Rohde & Schwarz HK 116, Vertical
Measurement distance:	3 m
Mode:	TX; BT; Ch. 0; 2402 MHz; DH5
Test Date:	2014-08-20
Note:	EUT horizontal; worst case

Index 37

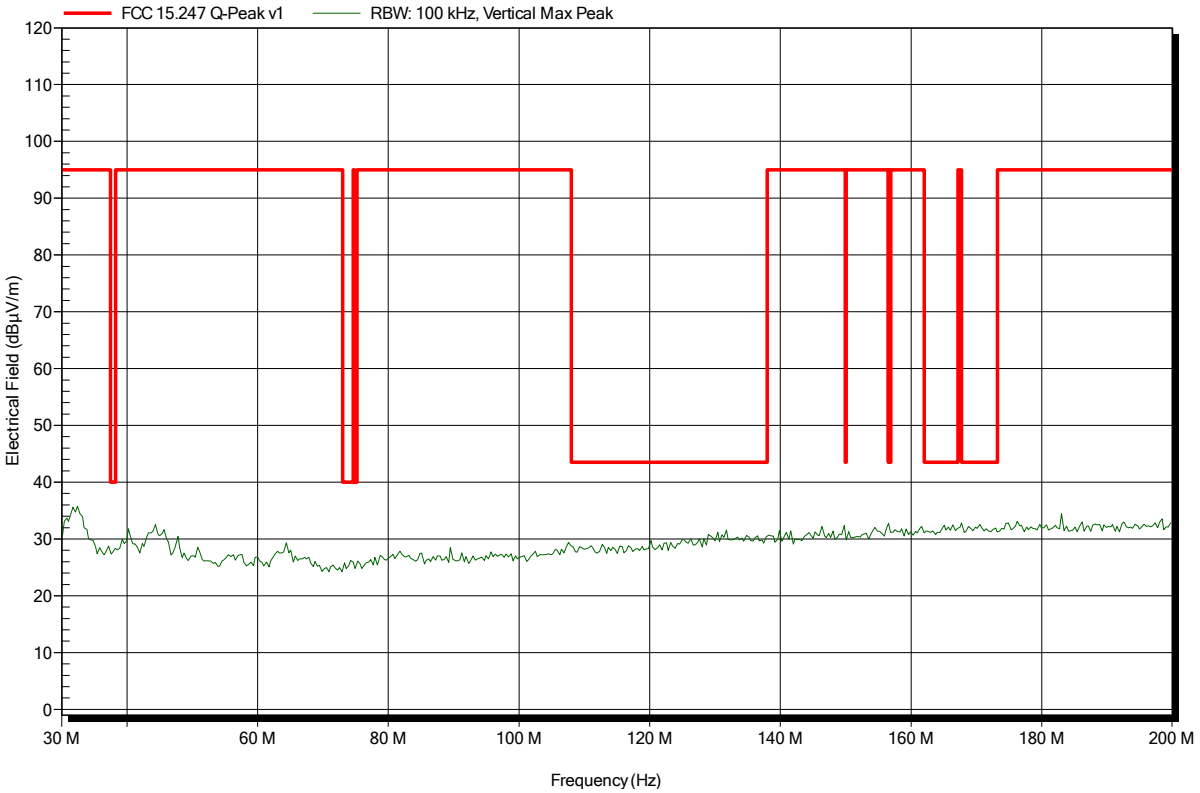

Spurious emissions according to FCC 15.247

Project number: G0M-1407-4031

Applicant:	GN Netcom A/S
EUT Name:	Bluetooth Speakerphone
Model:	HFS210
Test Site:	Eurofins Product Service GmbH
Operator:	Mr. Weber
Test Conditions:	Tnom: 24°C, Vnom: 3.7 VDC
Antenna:	Rohde & Schwarz HL 223, Horizontal
Measurement distance:	3 m
Mode:	TX; BT; Ch. 0; 2402 MHz; DH5
Test Date:	2014-08-20
Note:	EUT horizontal; worst case

Index 36

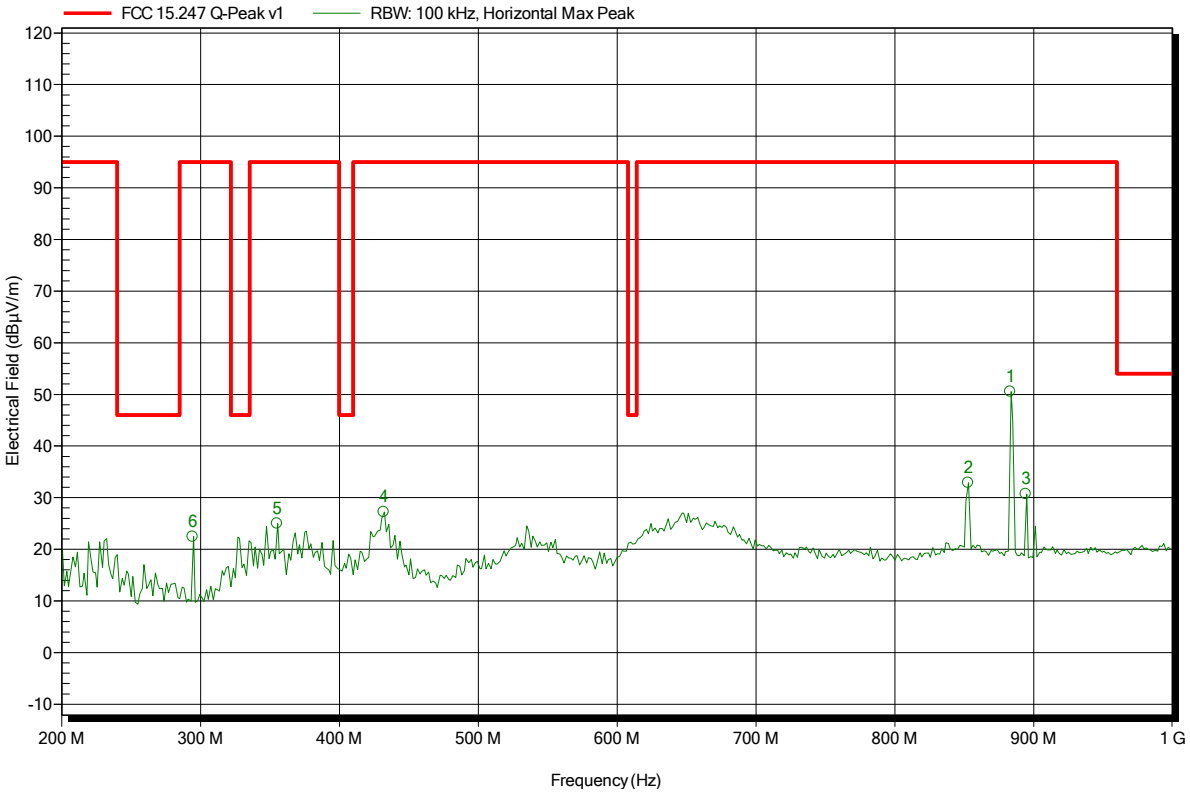

Frequency	Peak	Peak Limit	Peak Difference	Peak Status
294.4 MHz	22.45 dBµV/m	95 dBµV/m	-72.55 dB	Pass
355.2 MHz	24.97 dBµV/m	95 dBµV/m	-70.03 dB	Pass
432 MHz	27.2 dBµV/m	95 dBµV/m	-67.8 dB	Pass
852.8 MHz	32.87 dBµV/m	95 dBµV/m	-62.13 dB	Pass
883.2 MHz	50.52 dBµV/m	95 dBµV/m	-44.48 dB	Pass
894.4 MHz	30.69 dBµV/m	95 dBµV/m	-64.31 dB	Pass

Spurious emissions according to FCC 15.247

Project number: G0M-1407-4031

Applicant:	GN Netcom A/S
EUT Name:	Bluetooth Speakerphone
Model:	HFS210
Test Site:	Eurofins Product Service GmbH
Operator:	Mr. Weber
Test Conditions:	Tnom: 24°C, Vnom: 3.7 VDC
Antenna:	Rohde & Schwarz HL 223, Vertical
Measurement distance:	3 m
Mode:	TX; BT; Ch. 0; 2402 MHz; DH5
Test Date:	2014-08-20
Note:	EUT horizontal; worst case

Index 31

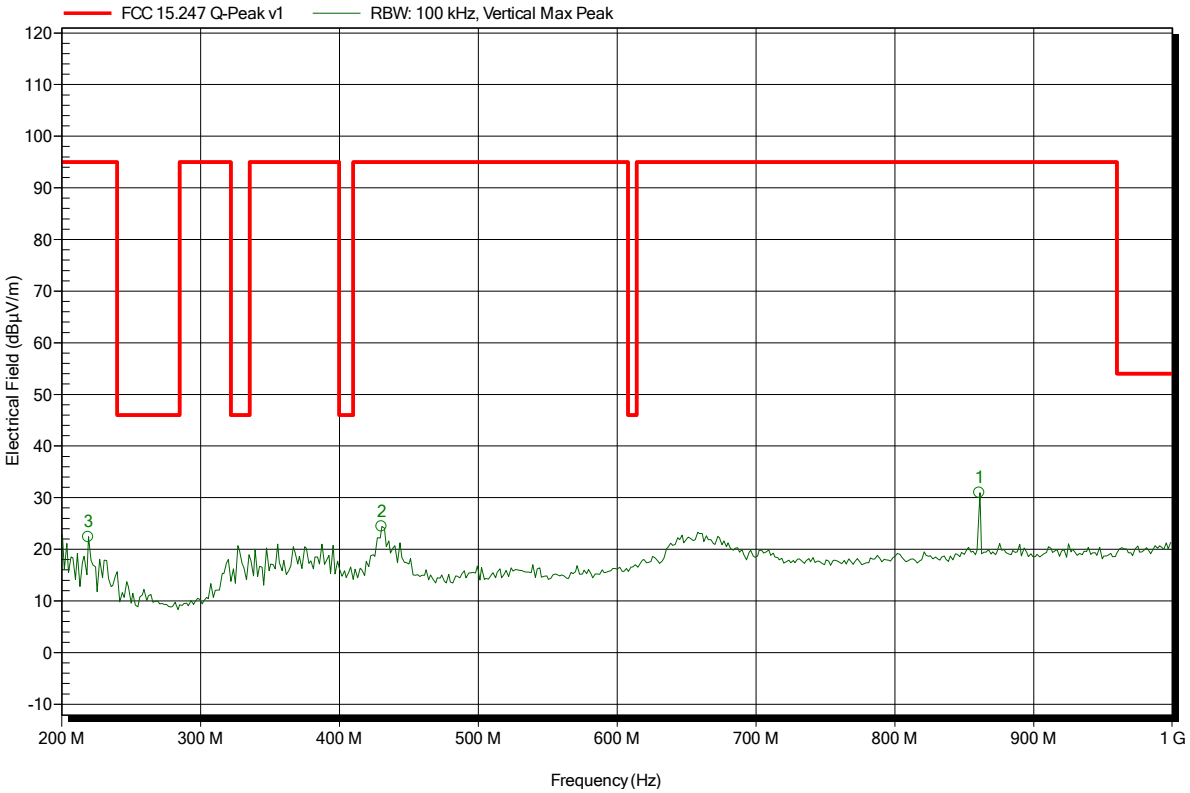

Frequency	Peak	Peak Limit	Peak Difference	Peak Status
219.2 MHz	22.4 dBµV/m	95 dBµV/m	-72.6 dB	Pass
430.4 MHz	24.4 dBµV/m	95 dBµV/m	-70.6 dB	Pass
860.8 MHz	30.94 dBµV/m	95 dBµV/m	-64.06 dB	Pass

Spurious emissions according to FCC 15.247

Project number: G0M-1407-4031

Applicant:	GN Netcom A/S
EUT Name:	Bluetooth Speakerphone
Model:	HFS210
Test Site:	Eurofins Product Service GmbH
Operator:	Mr. Weber
Test Conditions:	Tnom: 24°C, Vnom: 3.7 VDC
Antenna:	Schwarzbeck BBHA 9120D, Horizontal
Measurement distance:	3 m
Mode:	TX; BT; Ch. 0; 2402 MHz; DH5
Test Date:	2014-08-20
Note:	EUT horizontal

Index 10

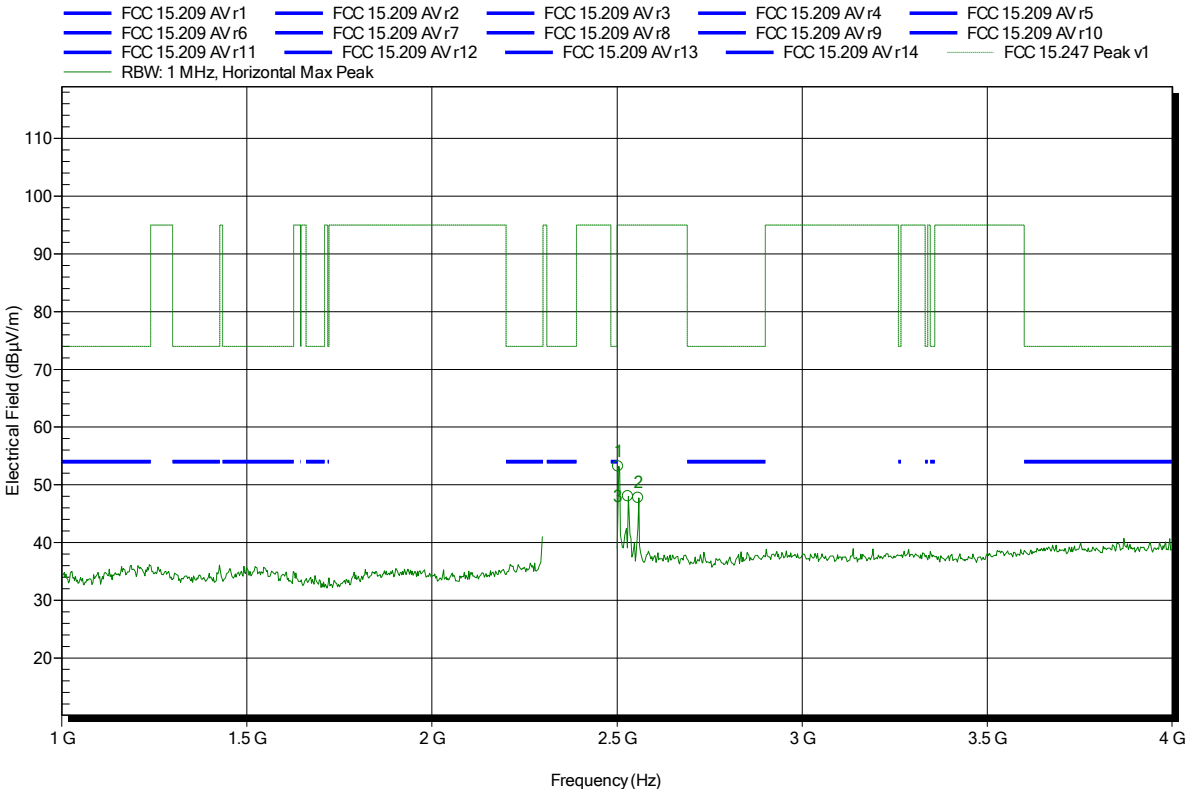

Frequency	Peak	Peak Limit	Peak Difference	Peak Status
2.503 GHz	53.2 dBµV/m	95 dBµV/m	-41.8 dB	Pass
2.53 GHz	48.02 dBµV/m	95 dBµV/m	-46.98 dB	Pass
2.557 GHz	47.7 dBµV/m	95 dBµV/m	-47.3 dB	Pass

Spurious emissions according to FCC 15.247

Project number: G0M-1407-4031

Applicant:	GN Netcom A/S
EUT Name:	Bluetooth Speakerphone
Model:	HFS210
Test Site:	Eurofins Product Service GmbH
Operator:	Mr. Weber
Test Conditions:	Tnom: 24°C, Vnom: 3.7 VDC
Antenna:	Schwarzbeck BBHA 9120D, Vertical
Measurement distance:	3 m
Mode:	TX; BT; Ch. 0; 2402 MHz; DH5
Test Date:	2014-08-20
Note:	EUT horizontal

Index 2

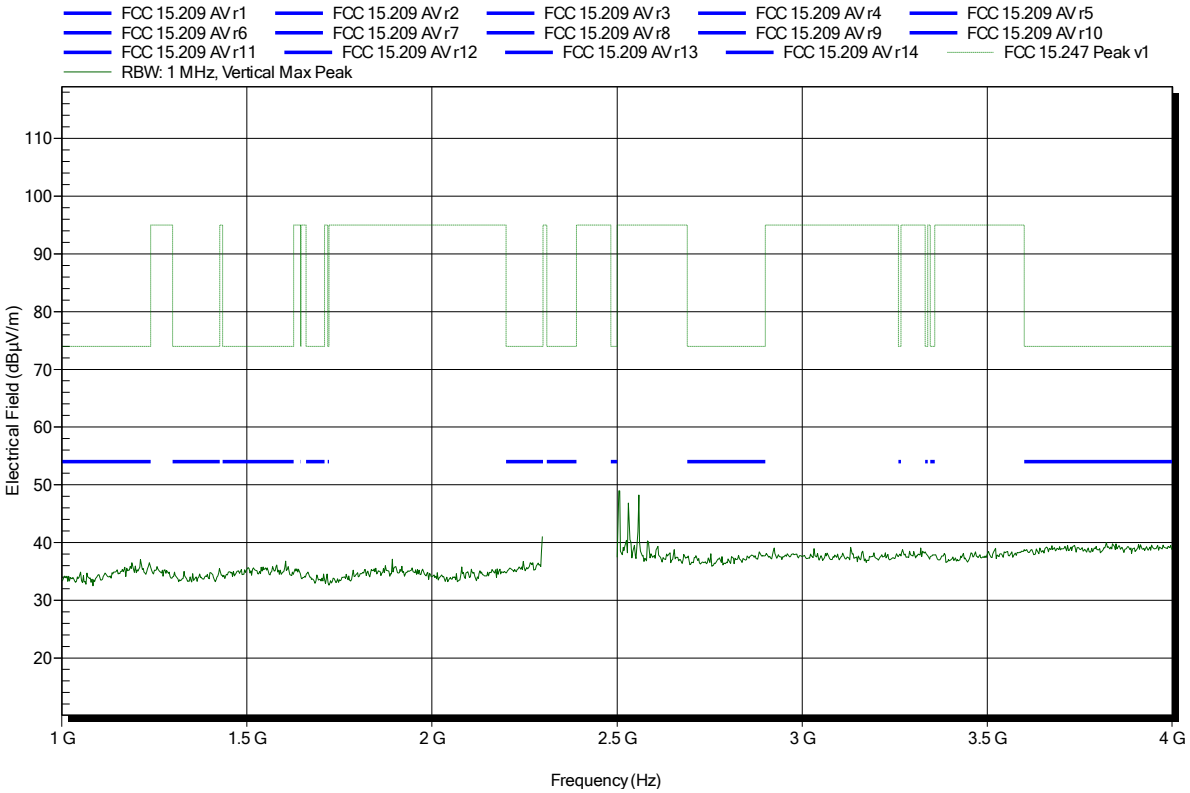

Spurious emissions according to FCC 15.247

Project number: G0M-1407-4031

Applicant:	GN Netcom A/S
EUT Name:	Bluetooth Speakerphone
Model:	HFS210
Test Site:	Eurofins Product Service GmbH
Operator:	Mr. Weber
Test Conditions:	Tnom: 24°C, Vnom: 3.7 VDC
Antenna:	Schwarzbeck BBHA 9120D, Horizontal
Measurement distance:	3 m
Mode:	TX; BT; Ch. 0; 2402 MHz; DH5
Test Date:	2014-08-20
Note:	EUT horizontal; Lower Bandedge

Index 11

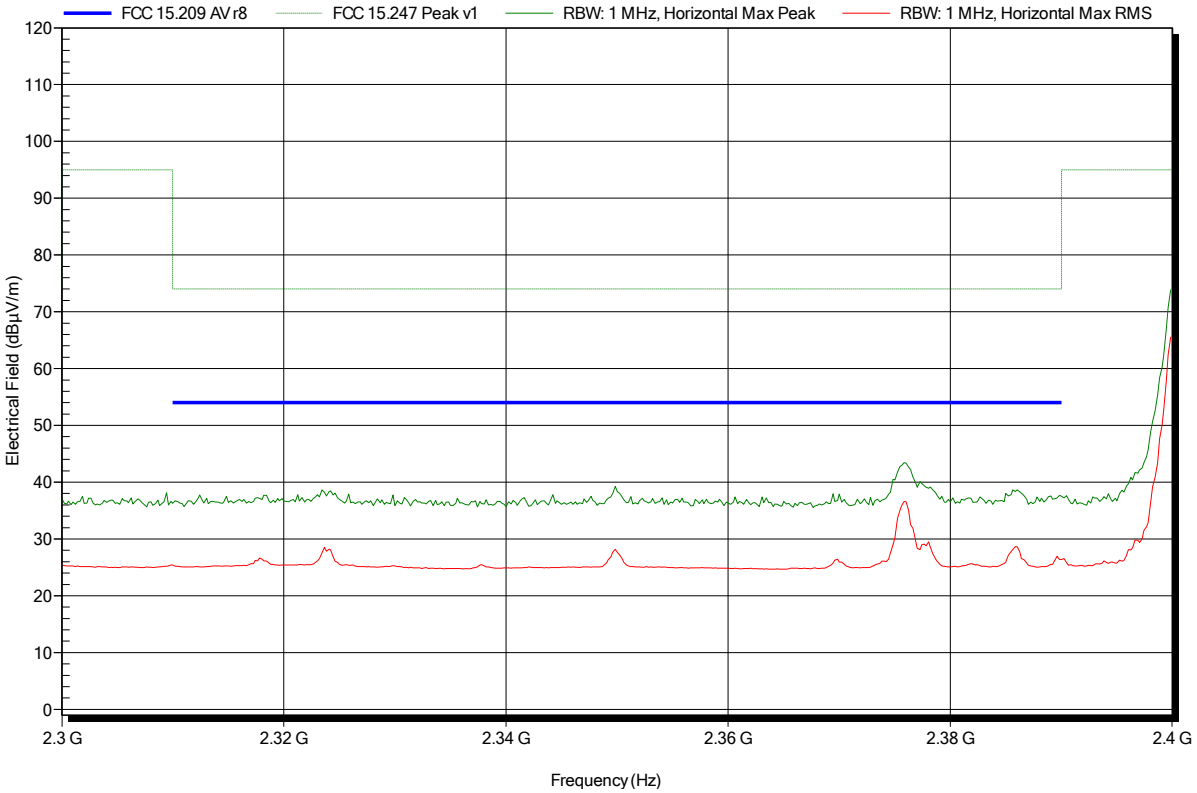

Spurious emissions according to FCC 15.247

Project number: G0M-1407-4031

Applicant:	GN Netcom A/S
EUT Name:	Bluetooth Speakerphone
Model:	HFS210
Test Site:	Eurofins Product Service GmbH
Operator:	Mr. Weber
Test Conditions:	Tnom: 24°C, Vnom: 3.7 VDC
Antenna:	Schwarzbeck BBHA 9120D, Vertical
Measurement distance:	3 m
Mode:	TX; BT; Ch. 0; 2402 MHz; DH5
Test Date:	2014-08-20
Note:	EUT horizontal; Lower Bandedge

Index 3

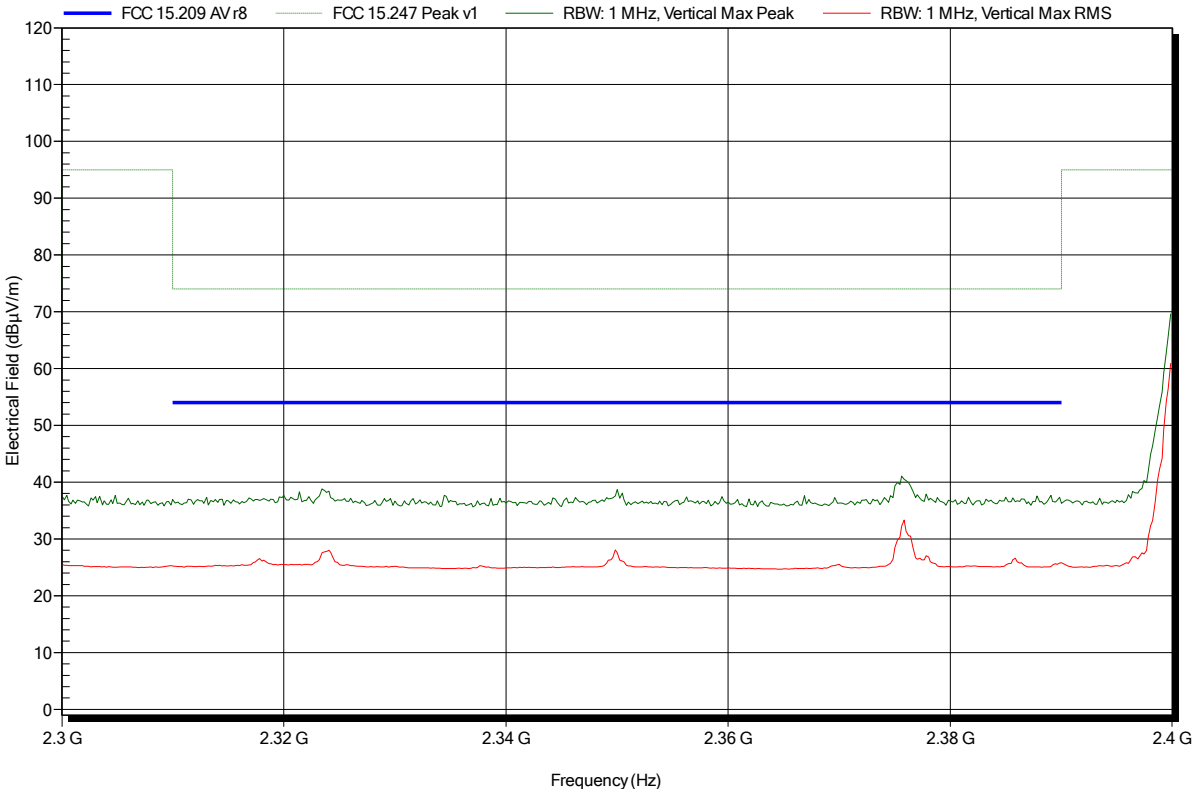

Spurious emissions according to FCC 15.247

Project number: G0M-1407-4031

Applicant:	GN Netcom A/S
EUT Name:	Bluetooth Speakerphone
Model:	HFS210
Test Site:	Eurofins Product Service GmbH
Operator:	Mr. Weber
Test Conditions:	Tnom: 24°C, Vnom: 3.7 VDC
Antenna:	Schwarzbeck BBHA 9120D, Vertical
Measurement distance:	3 m
Mode:	TX; BT; Ch. 0; 2402 MHz; DH5
Test Date:	2014-08-20
Note:	EUT horizontal

Index 4

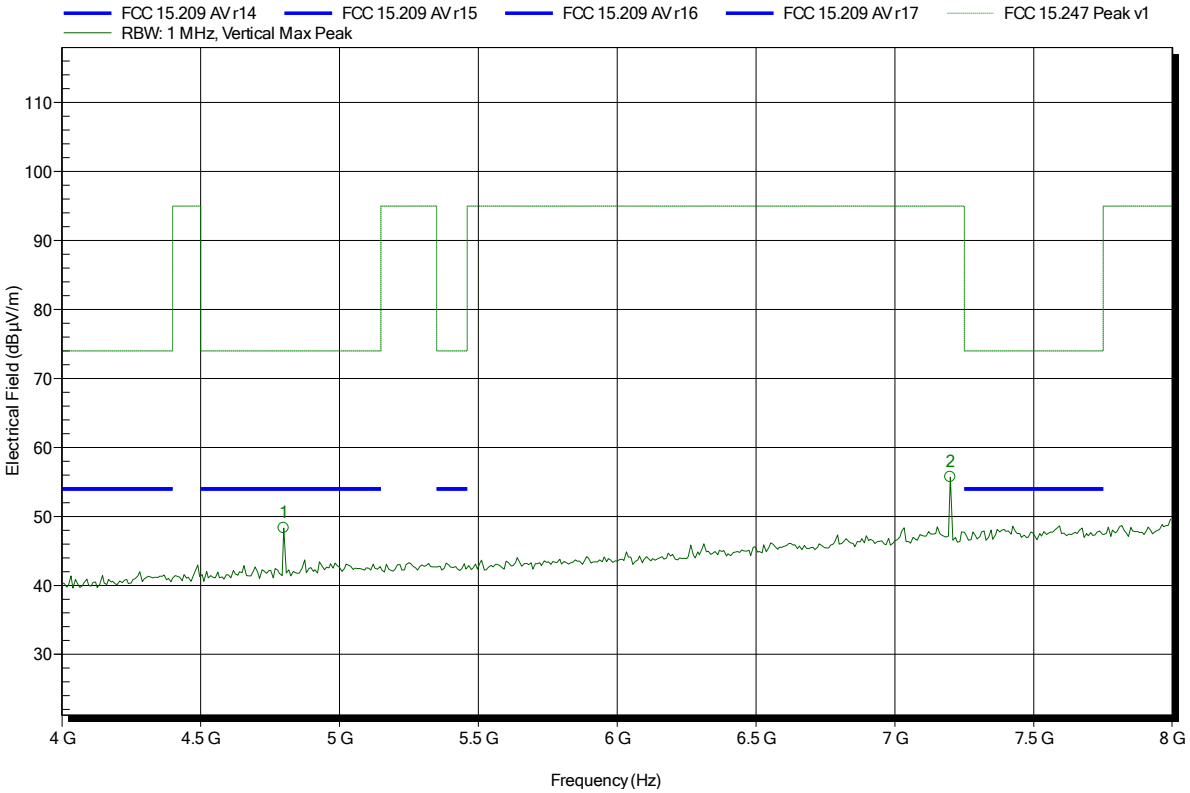

Frequency	Peak	Peak Limit	Peak Difference	Peak Status
4.8 GHz	48.32 dBµV/m	74 dBµV/m	-25.68 dB	Pass
7.2 GHz	55.73 dBµV/m	95 dBµV/m	-39.27 dB	Pass

Spurious emissions according to FCC 15.247

Project number: G0M-1407-4031

Applicant:	GN Netcom A/S
EUT Name:	Bluetooth Speakerphone
Model:	HFS210
Test Site:	Eurofins Product Service GmbH
Operator:	Mr. Weber
Test Conditions:	Tnom: 24°C, Vnom: 3.7 VDC
Antenna:	Schwarzbeck BBHA 9120D, Horizontal
Measurement distance:	3 m
Mode:	TX; BT; Ch. 0; 2402 MHz; DH5
Test Date:	2014-08-20
Note:	EUT horizontal

Index 12

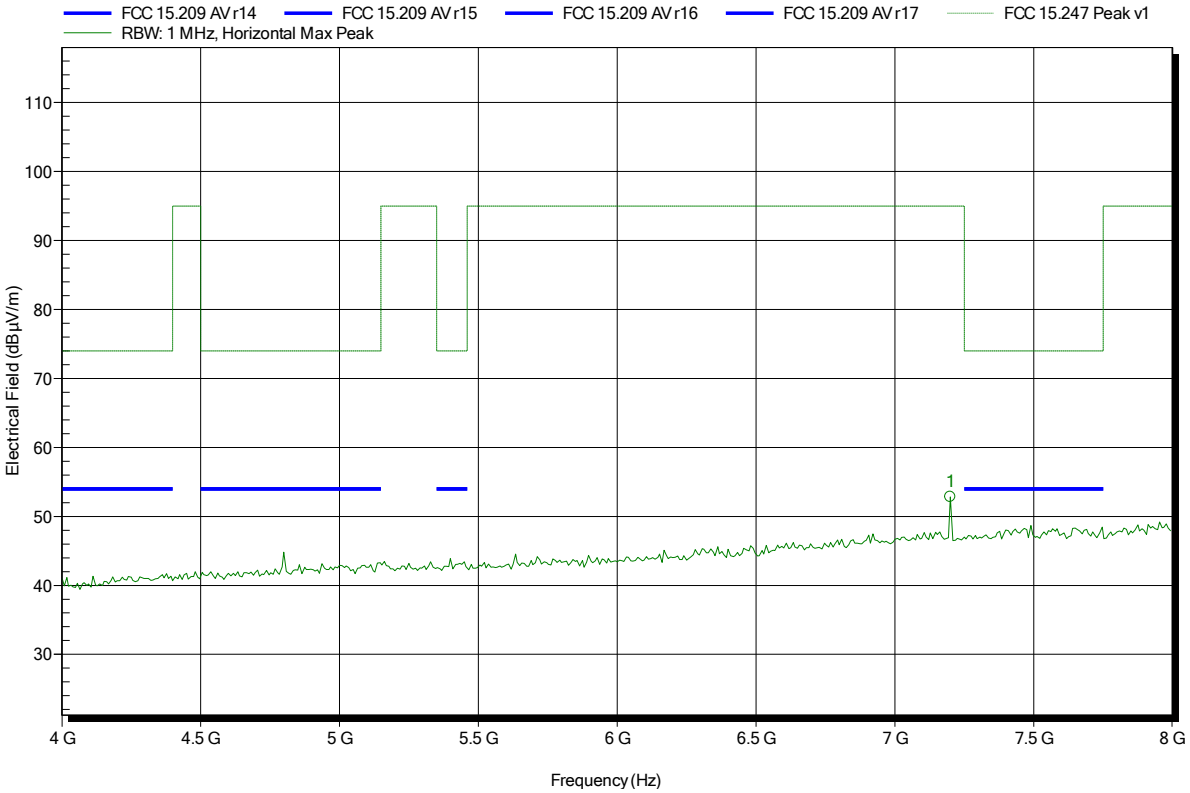

Frequency	Peak	Peak Limit	Peak Difference	Peak Status
7.2 GHz	52.83 dBµV/m	95 dBµV/m	-42.17 dB	Pass

Spurious emissions according to FCC 15.247

Project number: G0M-1407-4031

Applicant:	GN Netcom A/S
EUT Name:	Bluetooth Speakerphone
Model:	HFS210
Test Site:	Eurofins Product Service GmbH
Operator:	Mr. Weber
Test Conditions:	Tnom: 24°C, Vnom: 3.7 VDC
Antenna:	Schwarzbeck BBHA 9120D, Horizontal
Measurement distance:	1 m converted to 3m
Mode:	TX; BT; Ch. 0; 2402 MHz; DH5
Test Date:	2014-08-20
Note:	EUT horizontal

Index 25

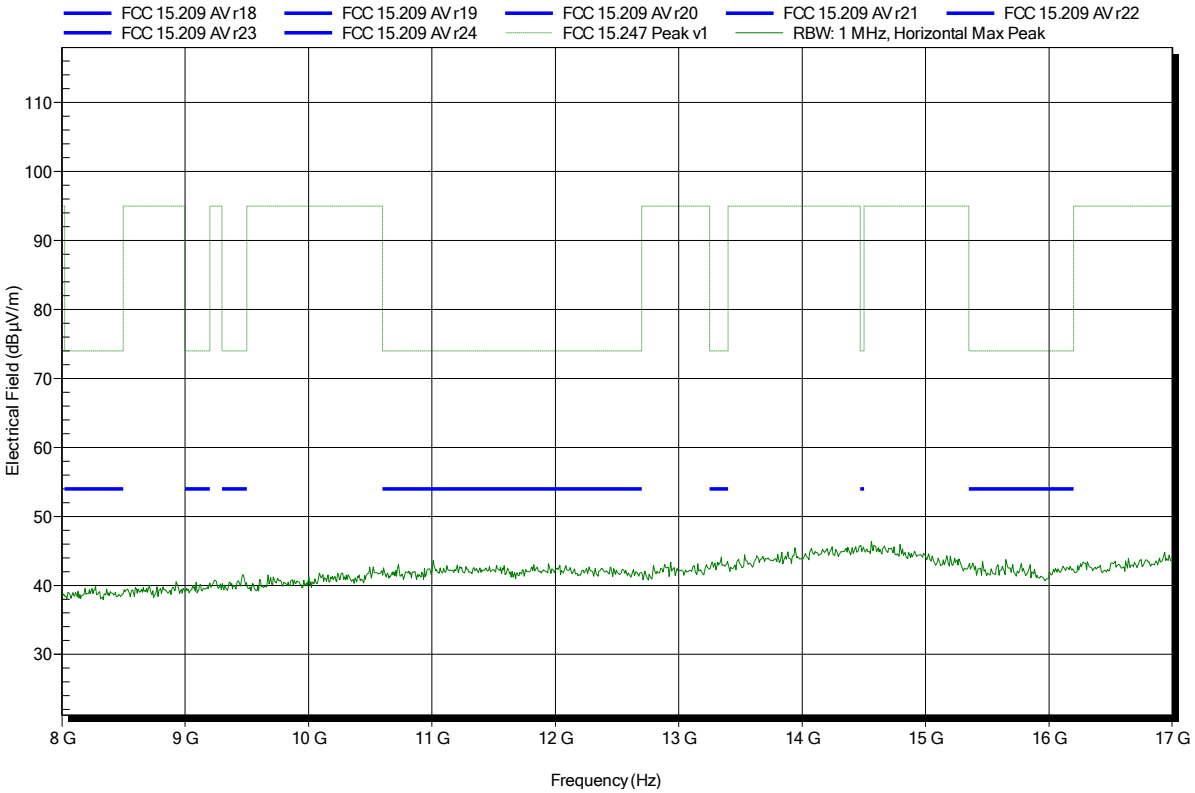

Spurious emissions according to FCC 15.247

Project number: G0M-1407-4031

Applicant:	GN Netcom A/S
EUT Name:	Bluetooth Speakerphone
Model:	HFS210
Test Site:	Eurofins Product Service GmbH
Operator:	Mr. Weber
Test Conditions:	Tnom: 24°C, Vnom: 3.7 VDC
Antenna:	Schwarzbeck BBHA 9120D, Vertical
Measurement distance:	1 m converted to 3m
Mode:	TX; BT; Ch. 0; 2402 MHz; DH5
Test Date:	2014-08-20
Note:	EUT horizontal

Index 19

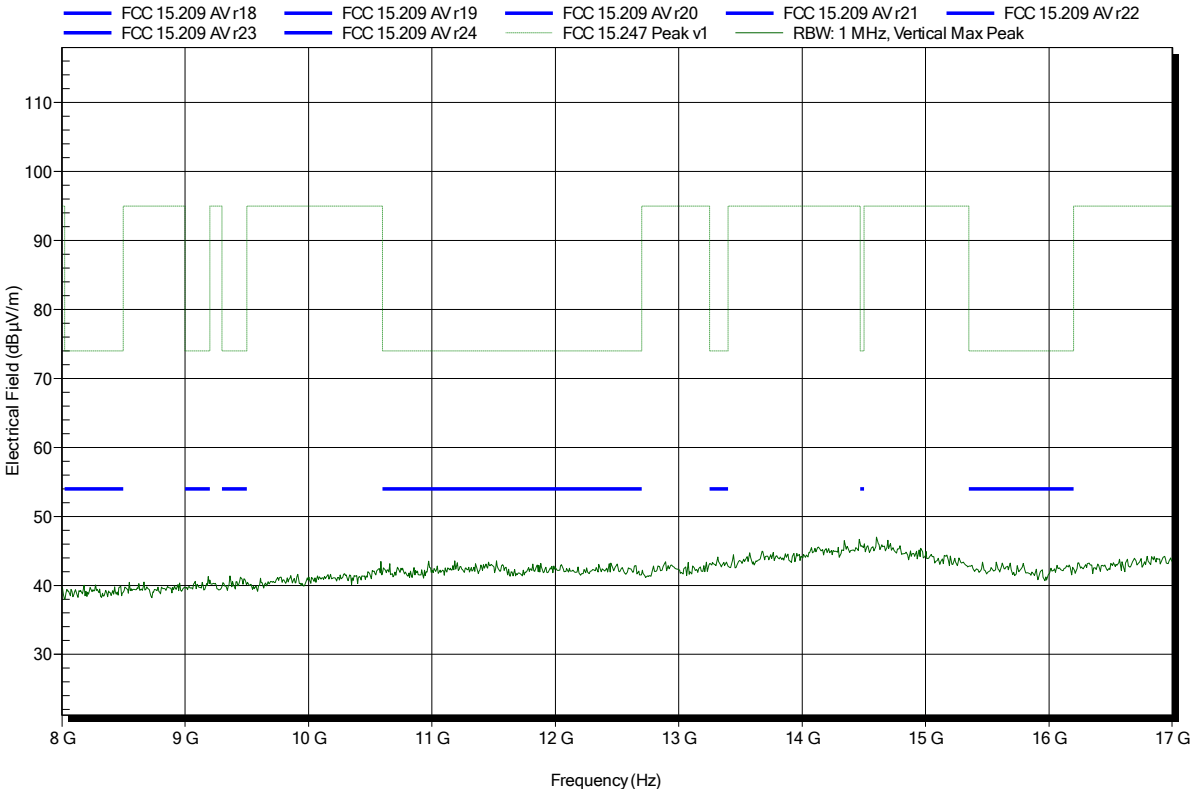

Spurious emissions according to FCC 15.247

Project number: G0M-1407-4031

Applicant:	GN Netcom A/S
EUT Name:	Bluetooth Speakerphone
Model:	HFS210
Test Site:	Eurofins Product Service GmbH
Operator:	Mr. Weber
Test Conditions:	Tnom: 24°C, Vnom: 3.7 VDC
Antenna:	Rohde & Schwarz HL 025, Horizontal
Measurement distance:	1 m
Mode:	TX; BT; Ch. 0; 2402 MHz; DH5
Test Date:	2014-08-20
Note:	EUT horizontal

Index 26

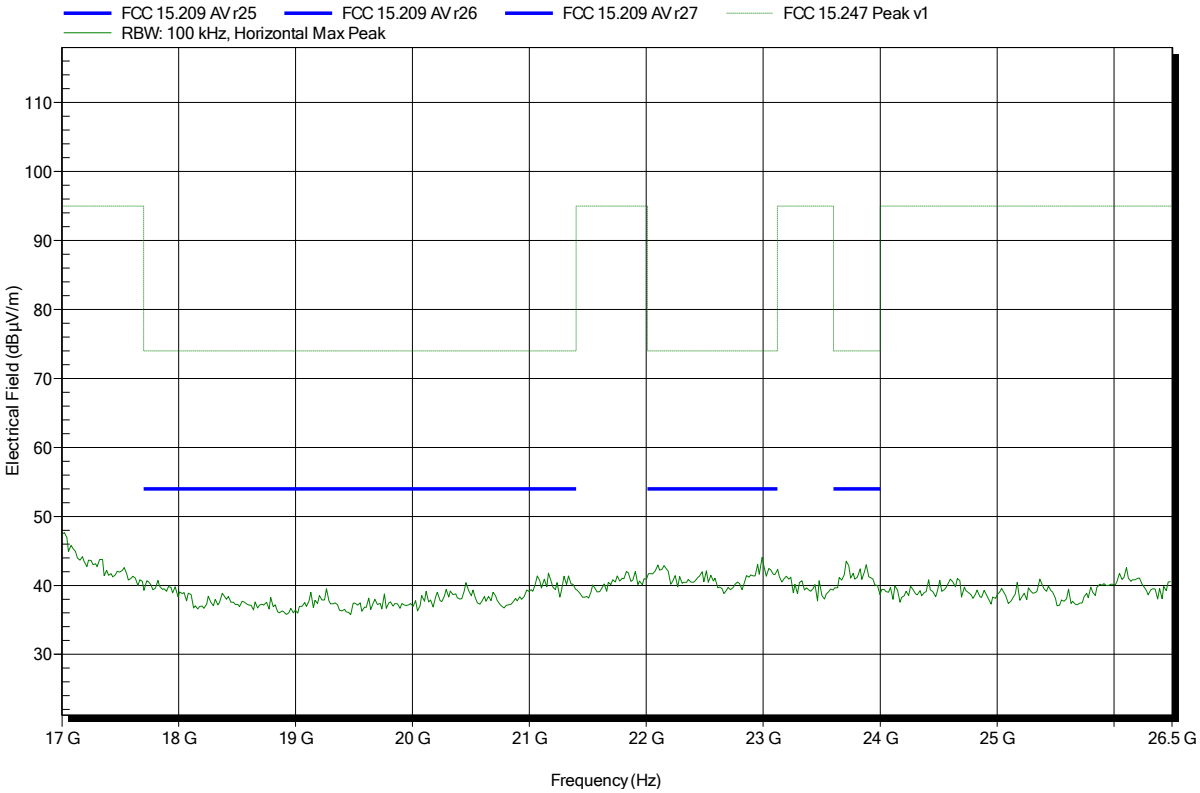

Spurious emissions according to FCC 15.247

Project number: G0M-1407-4031

Applicant:	GN Netcom A/S
EUT Name:	Bluetooth Speakerphone
Model:	HFS210
Test Site:	Eurofins Product Service GmbH
Operator:	Mr. Weber
Test Conditions:	Tnom: 24°C, Vnom: 3.7 VDC
Antenna:	Rohde & Schwarz HL 025, Vertical
Measurement distance:	1 m
Mode:	TX; BT; Ch. 0; 2402 MHz; DH5
Test Date:	2014-08-20
Note:	EUT horizontal

Index 20

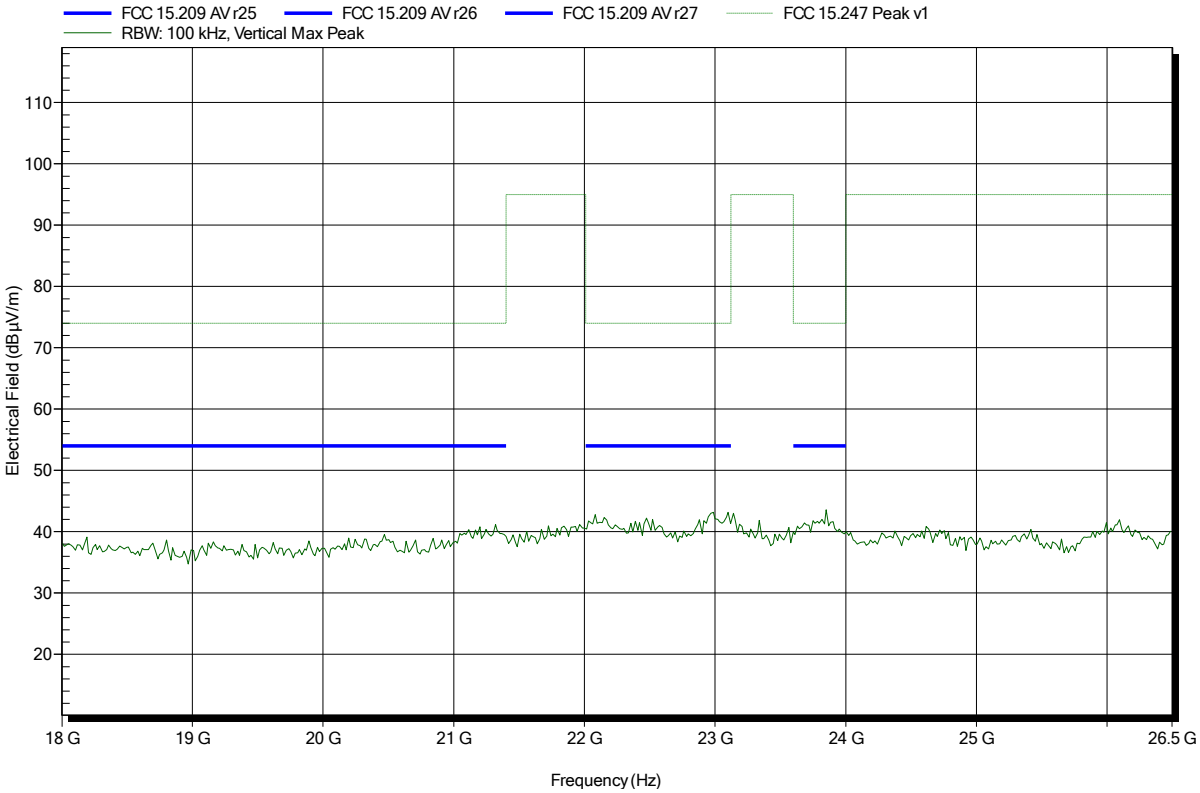

Spurious emissions according to FCC 15.247

Project number: G0M-1407-4031

Applicant:	GN Netcom A/S
EUT Name:	Bluetooth Speakerphone
Model:	HFS210
Test Site:	Eurofins Product Service GmbH
Operator:	Mr. Weber
Test Conditions:	Tnom: 24°C, Vnom: 3.7 VDC
Antenna:	Rohde & Schwarz HK 116, Horizontal
Measurement distance:	3 m
Mode:	TX; BT; Ch. 39; 2441 MHz; DH5
Test Date:	2014-08-20
Note:	EUT horizontal; worst case

Index 41

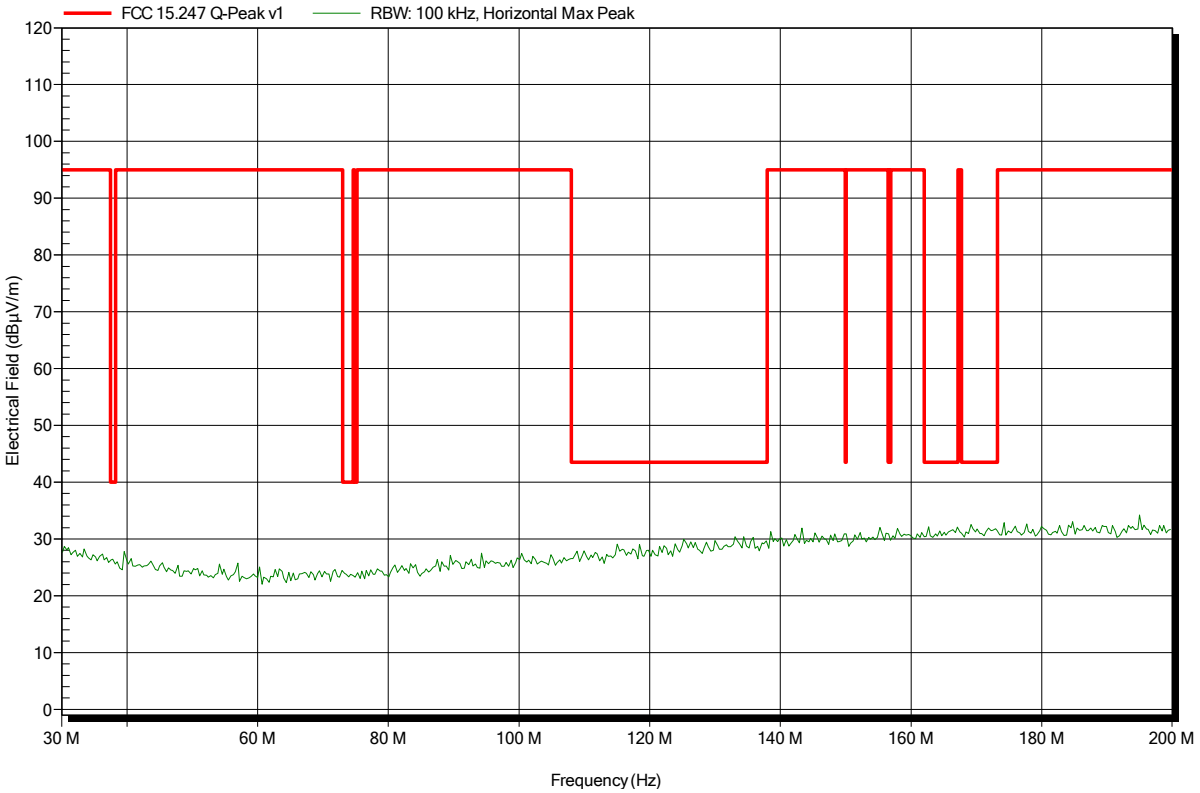

Spurious emissions according to FCC 15.247

Project number: G0M-1407-4031

Applicant:	GN Netcom A/S
EUT Name:	Bluetooth Speakerphone
Model:	HFS210
Test Site:	Eurofins Product Service GmbH
Operator:	Mr. Weber
Test Conditions:	Tnom: 24°C, Vnom: 3.7 VDC
Antenna:	Rohde & Schwarz HK 116, Vertical
Measurement distance:	3 m
Mode:	TX; BT; Ch. 39; 2441 MHz; DH5
Test Date:	2014-08-20
Note:	EUT horizontal; worst case

Index 38

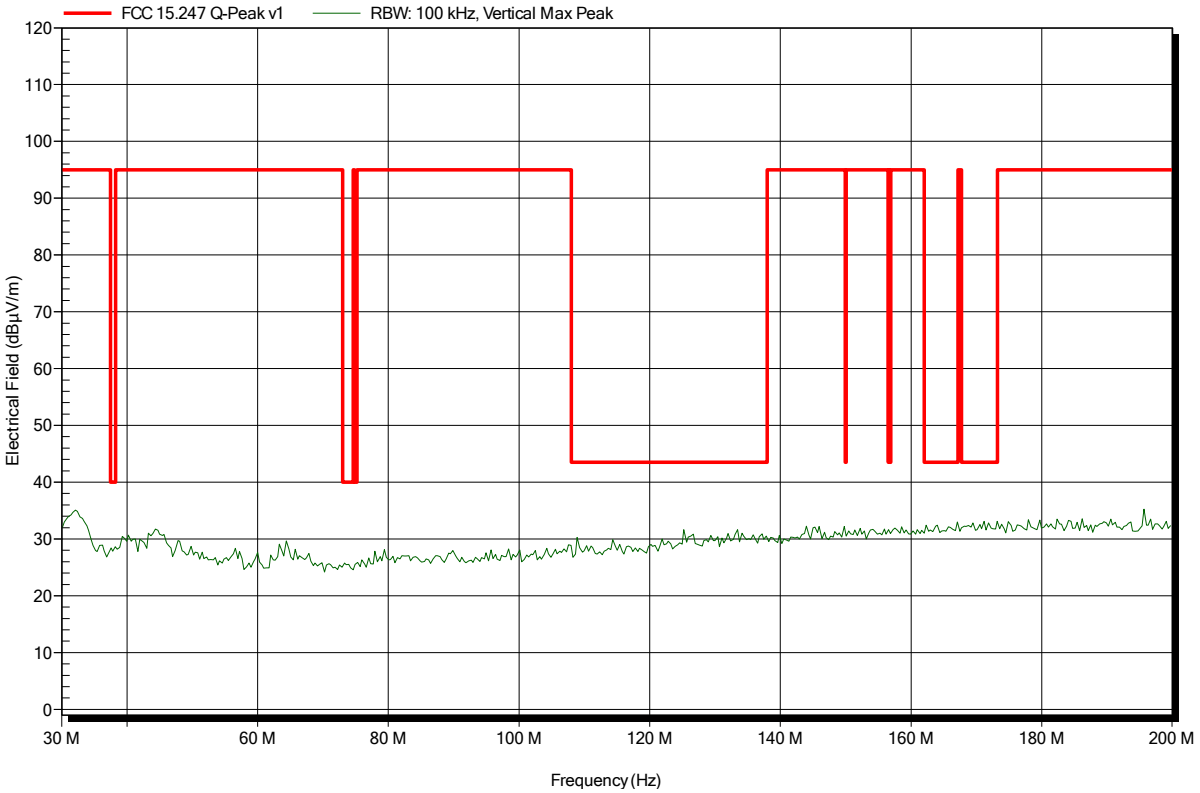

Spurious emissions according to FCC 15.247

Project number: G0M-1407-4031

Applicant:	GN Netcom A/S
EUT Name:	Bluetooth Speakerphone
Model:	HFS210
Test Site:	Eurofins Product Service GmbH
Operator:	Mr. Weber
Test Conditions:	Tnom: 24°C, Vnom: 3.7 VDC
Antenna:	Rohde & Schwarz HL 223, Horizontal
Measurement distance:	3 m
Mode:	TX; BT; Ch. 39; 2441 MHz; DH5
Test Date:	2014-08-20
Note:	EUT horizontal; worst case

Index 35

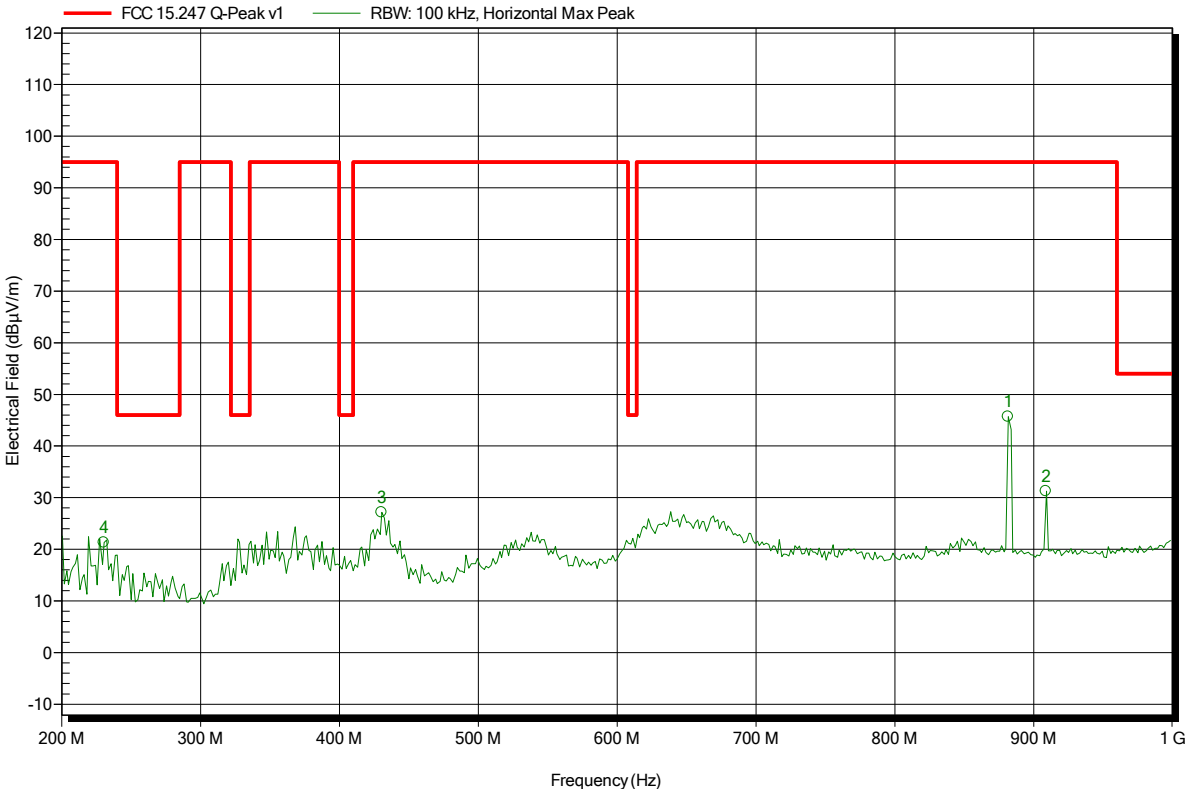

Frequency	Peak	Peak Limit	Peak Difference	Peak Status
230.4 MHz	21.29 dBµV/m	95 dBµV/m	-73.71 dB	Pass
430.4 MHz	27.15 dBµV/m	95 dBµV/m	-67.85 dB	Pass
881.6 MHz	45.68 dBµV/m	95 dBµV/m	-49.32 dB	Pass
908.8 MHz	31.24 dBµV/m	95 dBµV/m	-63.76 dB	Pass

Spurious emissions according to FCC 15.247

Project number: G0M-1407-4031

Applicant:	GN Netcom A/S
EUT Name:	Bluetooth Speakerphone
Model:	HFS210
Test Site:	Eurofins Product Service GmbH
Operator:	Mr. Weber
Test Conditions:	Tnom: 24°C, Vnom: 3.7 VDC
Antenna:	Rohde & Schwarz HL 223, Vertical
Measurement distance:	3 m
Mode:	TX; BT; Ch. 39; 2441 MHz; DH5
Test Date:	2014-08-20
Note:	EUT horizontal; worst case

Index 32

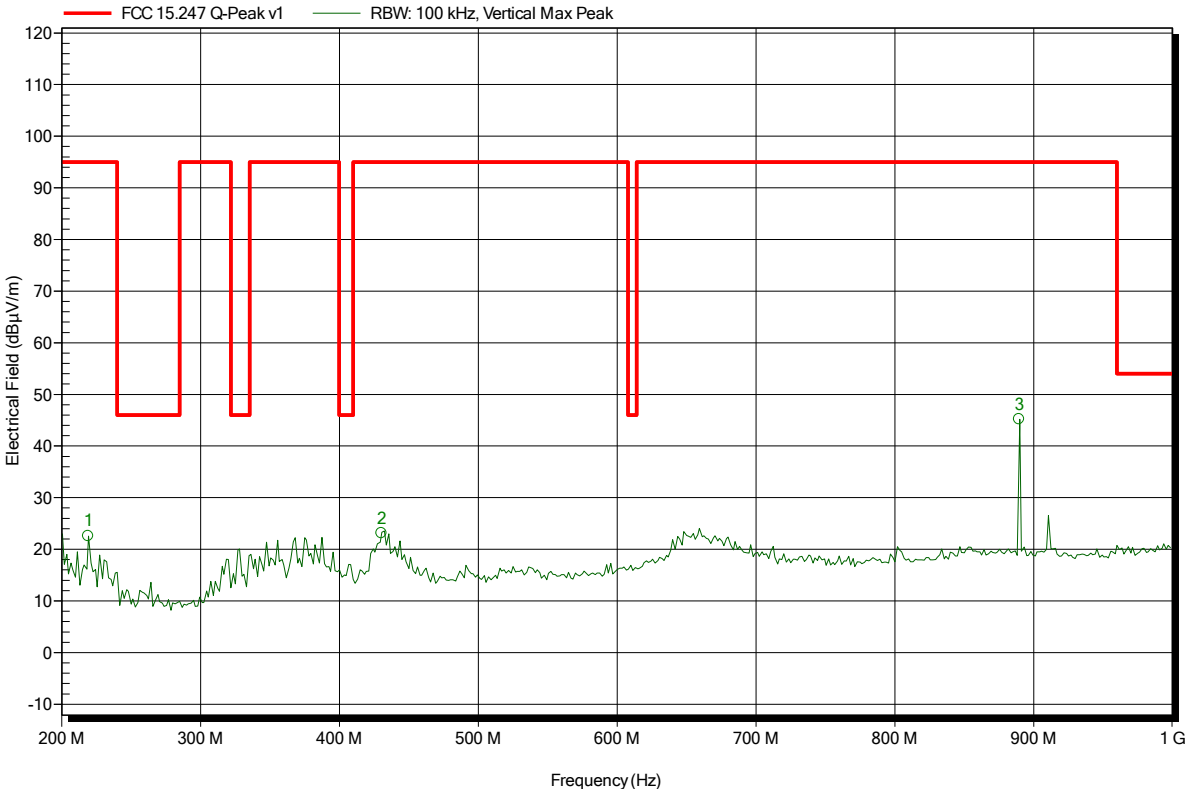

Frequency	Peak	Peak Limit	Peak Difference	Peak Status
219.2 MHz	22.53 dBµV/m	95 dBµV/m	-72.47 dB	Pass
430.4 MHz	23.14 dBµV/m	95 dBµV/m	-71.86 dB	Pass
889.6 MHz	45.16 dBµV/m	95 dBµV/m	-49.84 dB	Pass

Spurious emissions according to FCC 15.247

Project number: G0M-1407-4031

Applicant:	GN Netcom A/S
EUT Name:	Bluetooth Speakerphone
Model:	HFS210
Test Site:	Eurofins Product Service GmbH
Operator:	Mr. Weber
Test Conditions:	Tnom: 24°C, Vnom: 3.7 VDC
Antenna:	Schwarzbeck BBHA 9120D, Horizontal
Measurement distance:	3 m
Mode:	TX; BT; Ch. 39; 2441 MHz; DH5
Test Date:	2014-08-20
Note:	EUT horizontal

Index 13

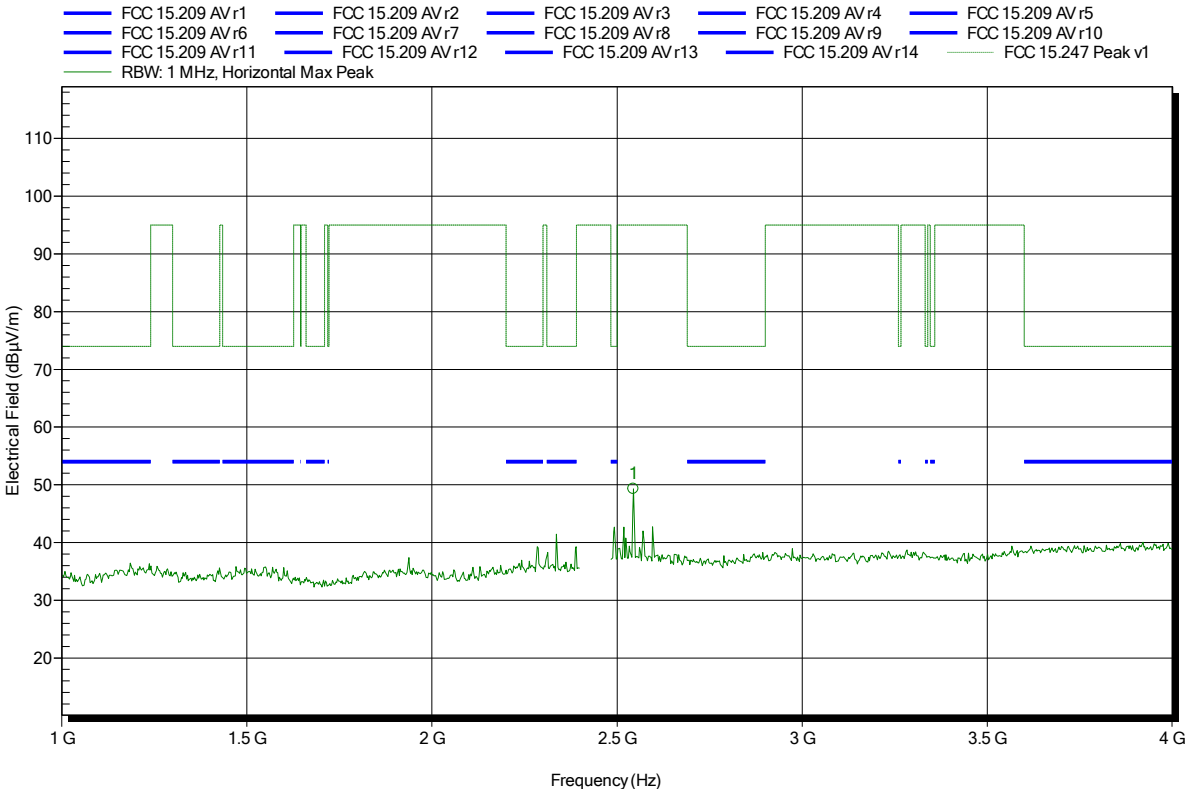

Frequency	Peak	Peak Limit	Peak Difference	Peak Status
2.5442 GHz	49.3 dBµV/m	95 dBµV/m	-45.7 dB	Pass

Spurious emissions according to FCC 15.247

Project number: G0M-1407-4031

Applicant:	GN Netcom A/S
EUT Name:	Bluetooth Speakerphone
Model:	HFS210
Test Site:	Eurofins Product Service GmbH
Operator:	Mr. Weber
Test Conditions:	Tnom: 24°C, Vnom: 3.7 VDC
Antenna:	Schwarzbeck BBHA 9120D, Vertical
Measurement distance:	3 m
Mode:	TX; BT; Ch. 39; 2441 MHz; DH5
Test Date:	2014-08-20
Note:	EUT horizontal

Index 5

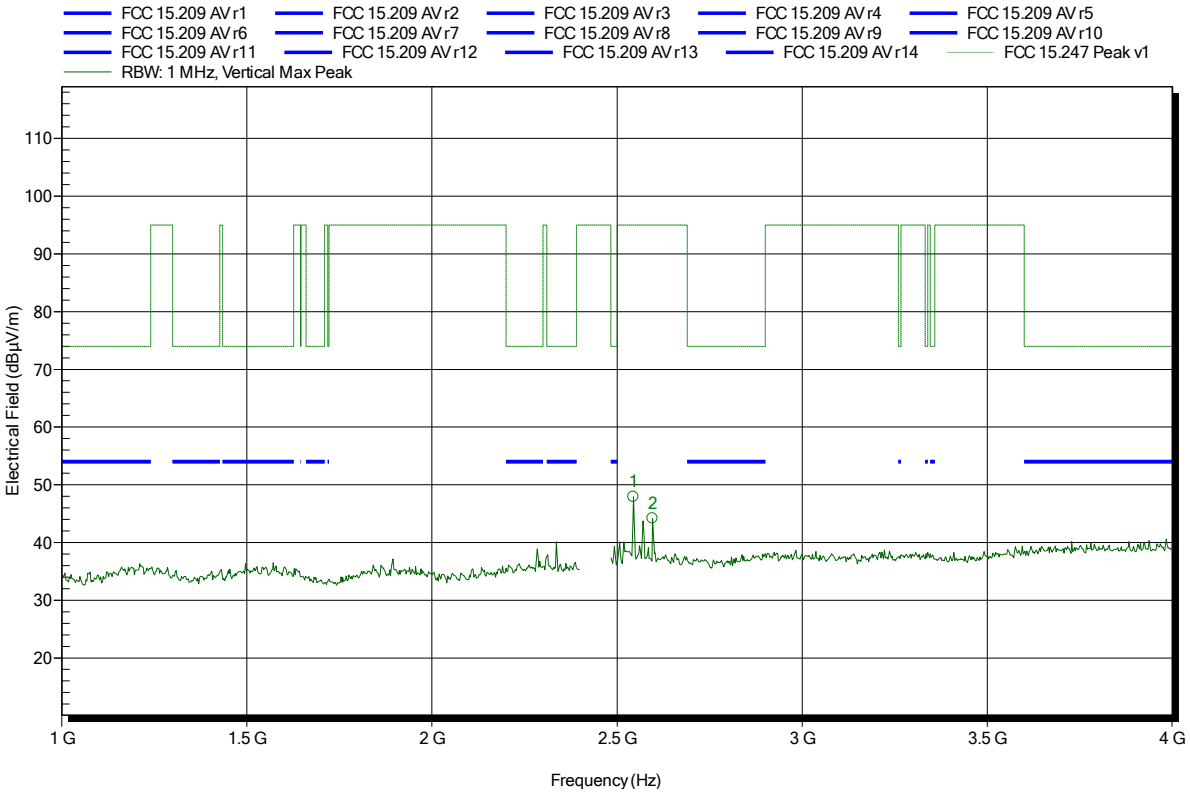

Frequency	Peak	Peak Limit	Peak Difference	Peak Status
2.5442 GHz	47.87 dBµV/m	95 dBµV/m	-47.13 dB	Pass
2.5957 GHz	44.16 dBµV/m	95 dBµV/m	-50.84 dB	Pass

Spurious emissions according to FCC 15.247

Project number: G0M-1407-4031

Applicant:	GN Netcom A/S
EUT Name:	Bluetooth Speakerphone
Model:	HFS210
Test Site:	Eurofins Product Service GmbH
Operator:	Mr. Weber
Test Conditions:	Tnom: 24°C, Vnom: 3.7 VDC
Antenna:	Schwarzbeck BBHA 9120D, Horizontal
Measurement distance:	3 m
Mode:	TX; BT; Ch. 39; 2441 MHz; DH5
Test Date:	2014-08-20
Note:	EUT horizontal

Index 14

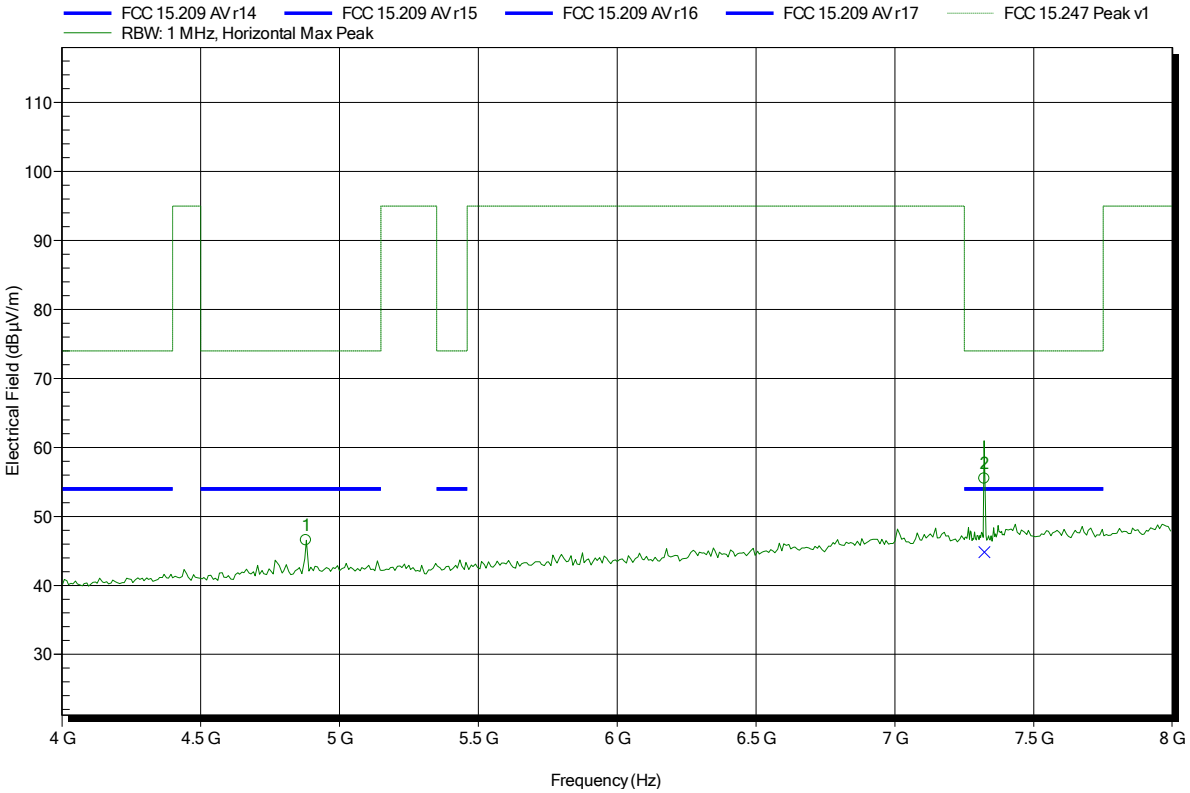

Frequency	Peak	Peak Limit	Peak Difference	Peak Status
4.88 GHz	46.53 dBµV/m	74 dBµV/m	-27.47 dB	Pass
7.322 GHz	55.46 dBµV/m	74 dBµV/m	-18.54 dB	Pass

Frequency	Average	Average Limit	Average Difference	Average Status
7.322 GHz	44.81 dBµV/m	54 dBµV/m	-9.19 dB	Pass

Spurious emissions according to FCC 15.247

Project number: G0M-1407-4031

Applicant:	GN Netcom A/S
EUT Name:	Bluetooth Speakerphone
Model:	HFS210
Test Site:	Eurofins Product Service GmbH
Operator:	Mr. Weber
Test Conditions:	Tnom: 24°C, Vnom: 3.7 VDC
Antenna:	Schwarzbeck BBHA 9120D, Vertical
Measurement distance:	3 m
Mode:	TX; BT; Ch. 39; 2441 MHz; DH5
Test Date:	2014-08-20
Note:	EUT horizontal

Index 6

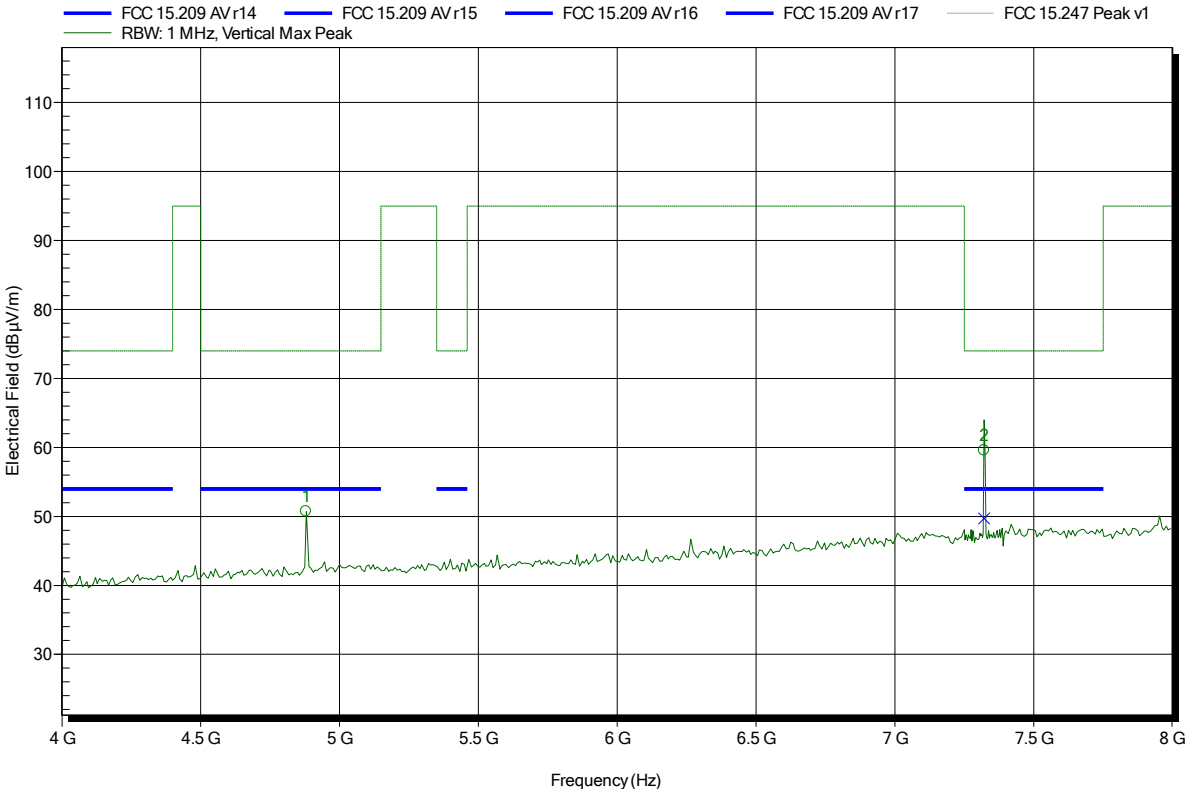

Frequency	Peak	Peak Limit	Peak Difference	Peak Status
4.88 GHz	50.73 dBµV/m	74 dBµV/m	-23.27 dB	Pass
7.322 GHz	59.59 dBµV/m	74 dBµV/m	-14.41 dB	Pass

Frequency	Average	Average Limit	Average Difference	Average Status
7.322 GHz	49.69 dBµV/m	54 dBµV/m	-4.31 dB	Pass

Spurious emissions according to FCC 15.247

Project number: G0M-1407-4031

Applicant:	GN Netcom A/S
EUT Name:	Bluetooth Speakerphone
Model:	HFS210
Test Site:	Eurofins Product Service GmbH
Operator:	Mr. Weber
Test Conditions:	Tnom: 24°C, Vnom: 3.7 VDC
Antenna:	Schwarzbeck BBHA 9120D, Horizontal
Measurement distance:	1 m converted to 3m
Mode:	TX; BT; Ch. 39; 2441 MHz; DH5
Test Date:	2014-08-20
Note:	EUT horizontal

Index 27

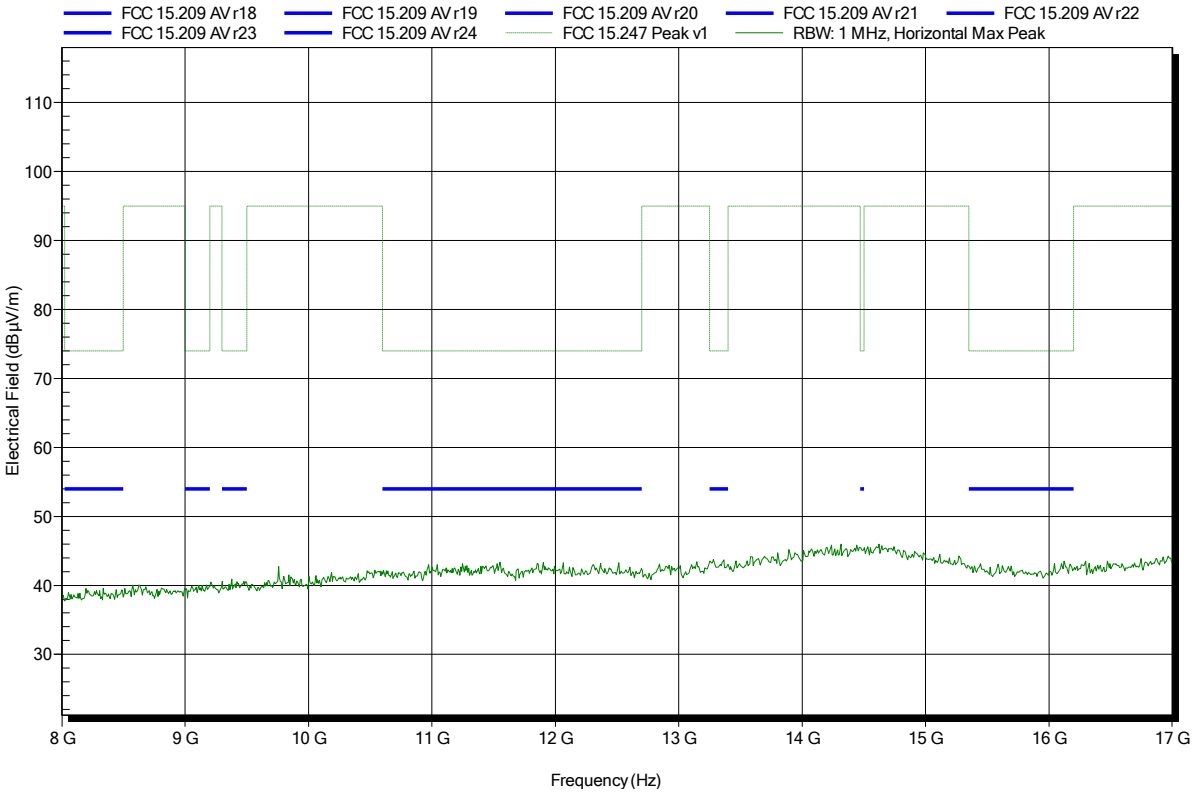

Spurious emissions according to FCC 15.247

Project number: G0M-1407-4031

Applicant:	GN Netcom A/S
EUT Name:	Bluetooth Speakerphone
Model:	HFS210
Test Site:	Eurofins Product Service GmbH
Operator:	Mr. Weber
Test Conditions:	Tnom: 24°C, Vnom: 3.7 VDC
Antenna:	Schwarzbeck BBHA 9120D, Vertical
Measurement distance:	1 m converted to 3m
Mode:	TX; BT; Ch. 39; 2441 MHz; DH5
Test Date:	2014-08-20
Note:	EUT horizontal

Index 21

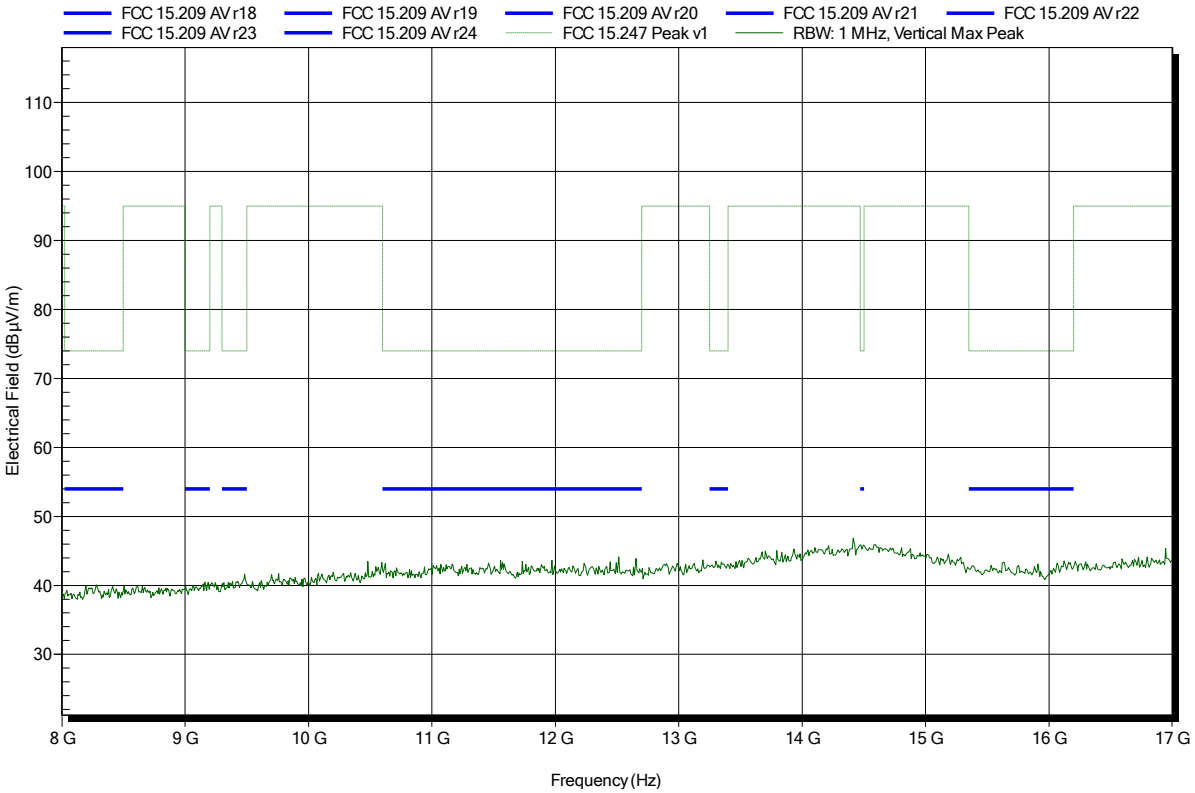

Spurious emissions according to FCC 15.247

Project number: G0M-1407-4031

Applicant:	GN Netcom A/S
EUT Name:	Bluetooth Speakerphone
Model:	HFS210
Test Site:	Eurofins Product Service GmbH
Operator:	Mr. Weber
Test Conditions:	Tnom: 24°C, Vnom: 3.7 VDC
Antenna:	Rohde & Schwarz HL 025, Horizontal
Measurement distance:	1 m
Mode:	TX; BT; Ch. 39; 2441 MHz; DH5
Test Date:	2014-08-20
Note:	EUT horizontal

Index 28

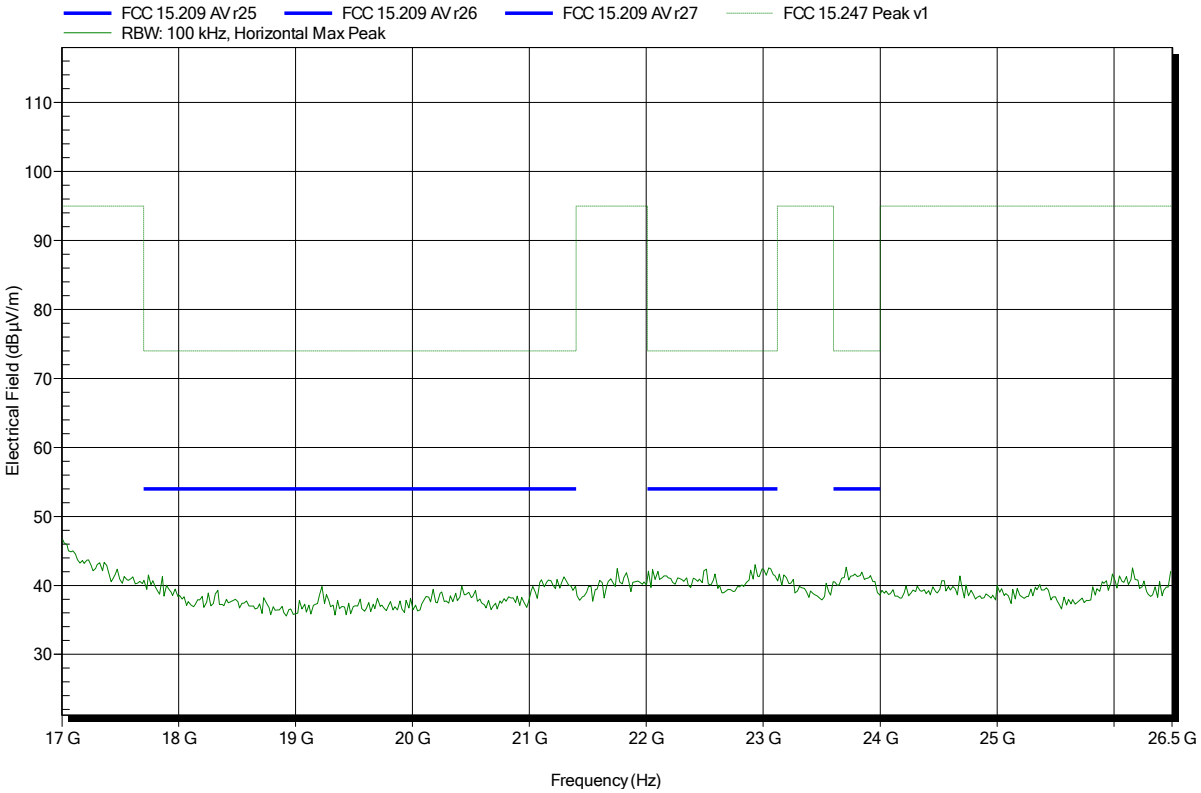

Spurious emissions according to FCC 15.247

Project number: G0M-1407-4031

Applicant:	GN Netcom A/S
EUT Name:	Bluetooth Speakerphone
Model:	HFS210
Test Site:	Eurofins Product Service GmbH
Operator:	Mr. Weber
Test Conditions:	Tnom: 24°C, Vnom: 3.7 VDC
Antenna:	Rohde & Schwarz HL 025, Vertical
Measurement distance:	1 m
Mode:	TX; BT; Ch. 39; 2441 MHz; DH5
Test Date:	2014-08-20
Note:	EUT horizontal

Index 22

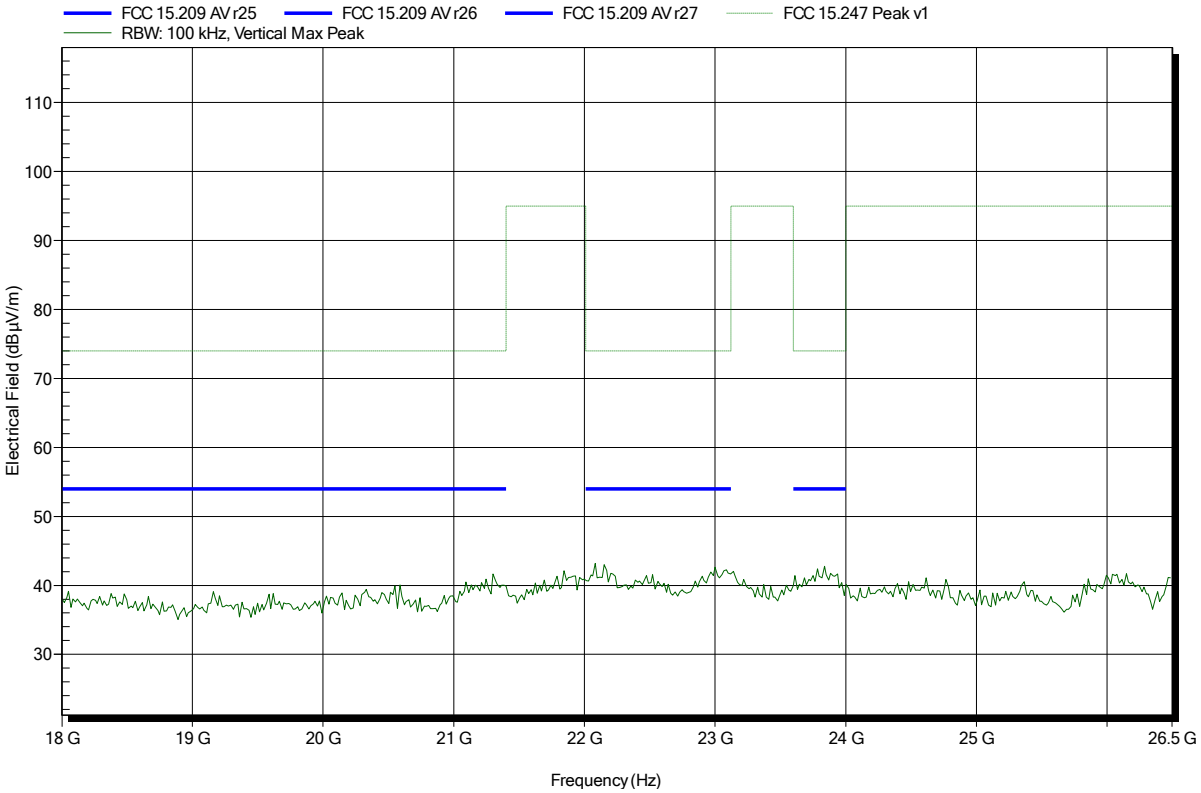

Spurious emissions according to FCC 15.247

Project number: G0M-1407-4031

Applicant:	GN Netcom A/S
EUT Name:	Bluetooth Speakerphone
Model:	HFS210
Test Site:	Eurofins Product Service GmbH
Operator:	Mr. Weber
Test Conditions:	Tnom: 24°C, Vnom: 3.7 VDC
Antenna:	Rohde & Schwarz HK 116, Horizontal
Measurement distance:	3 m
Mode:	TX; BT; Ch. 78; 2480 MHz; DH5
Test Date:	2014-08-20
Note:	EUT horizontal; worst case

Index 40

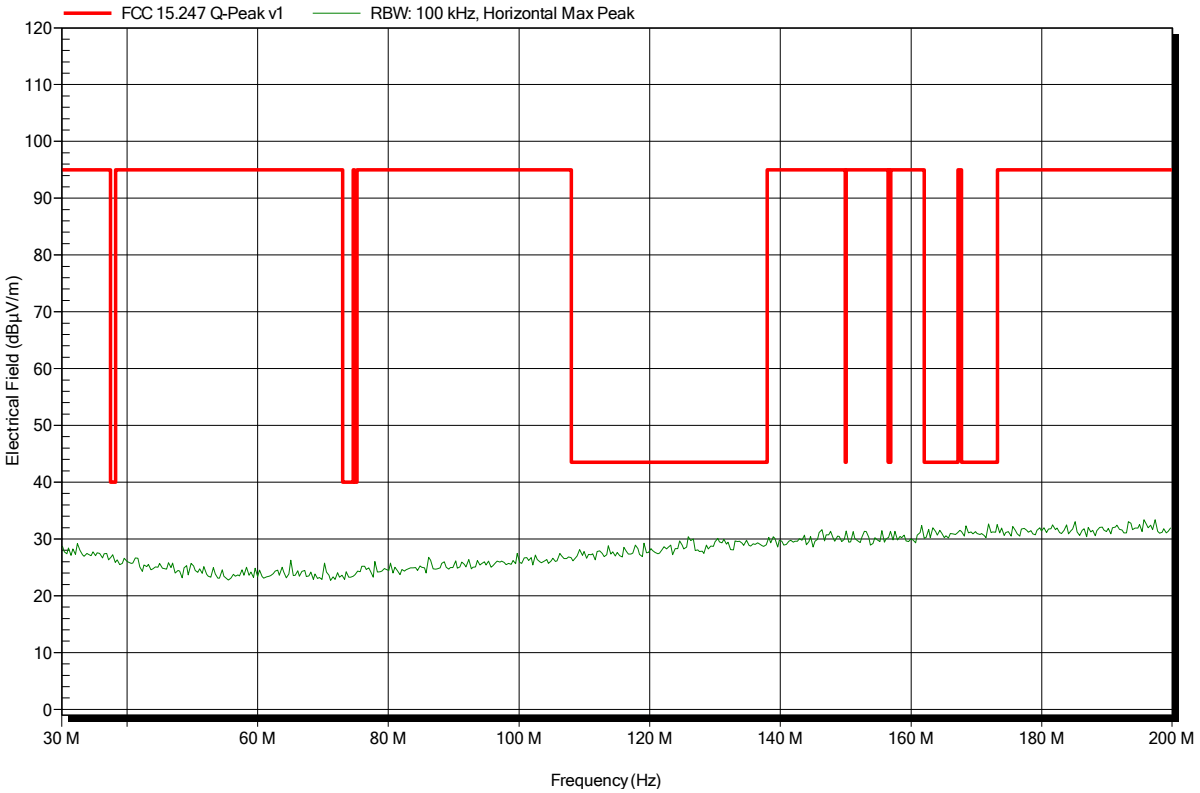

Spurious emissions according to FCC 15.247

Project number: G0M-1407-4031

Applicant:	GN Netcom A/S
EUT Name:	Bluetooth Speakerphone
Model:	HFS210
Test Site:	Eurofins Product Service GmbH
Operator:	Mr. Weber
Test Conditions:	Tnom: 24°C, Vnom: 3.7 VDC
Antenna:	Rohde & Schwarz HK 116, Vertical
Measurement distance:	3 m
Mode:	TX; BT; Ch. 78; 2480 MHz; DH5
Test Date:	2014-08-20
Note:	EUT horizontal; worst case

Index 39

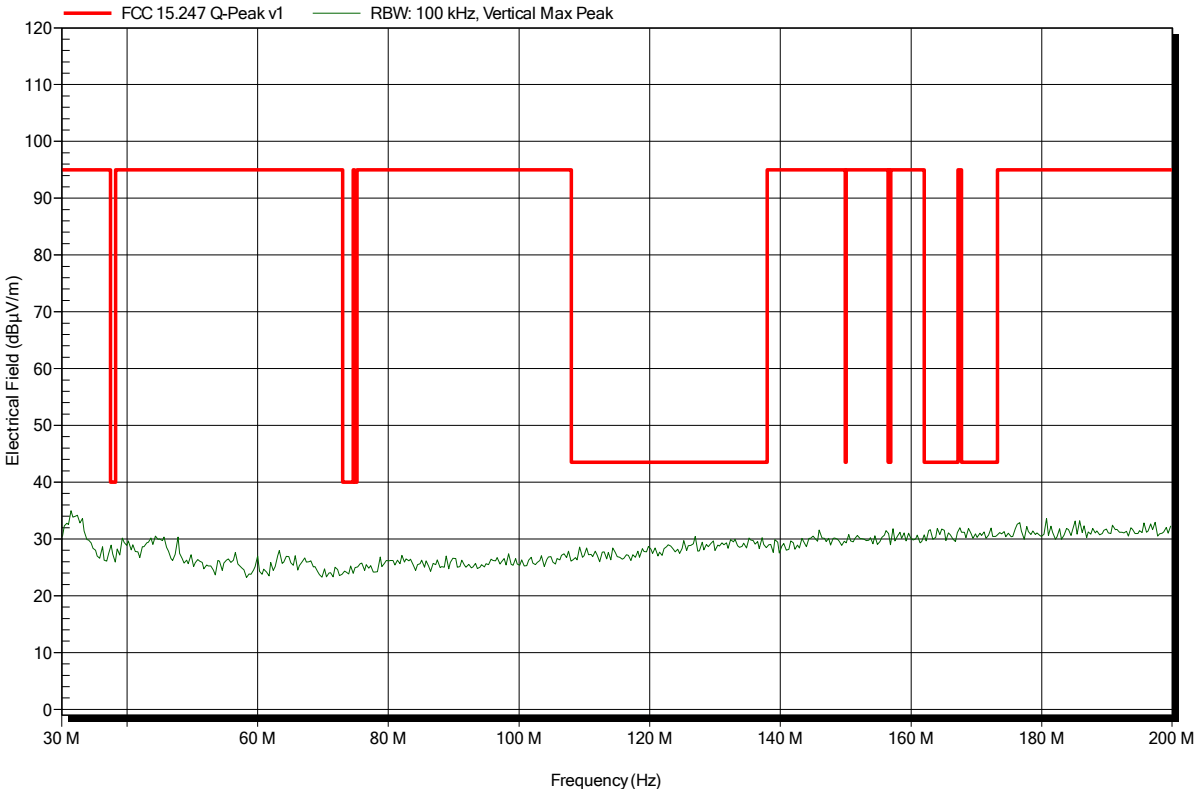

Spurious emissions according to FCC 15.247

Project number: G0M-1407-4031

Applicant:	GN Netcom A/S
EUT Name:	Bluetooth Speakerphone
Model:	HFS210
Test Site:	Eurofins Product Service GmbH
Operator:	Mr. Weber
Test Conditions:	Tnom: 24°C, Vnom: 3.7 VDC
Antenna:	Rohde & Schwarz HL 223, Horizontal
Measurement distance:	3 m
Mode:	TX; BT; Ch. 78; 2480 MHz; DH5
Test Date:	2014-08-20
Note:	EUT horizontal; worst case

Index 34

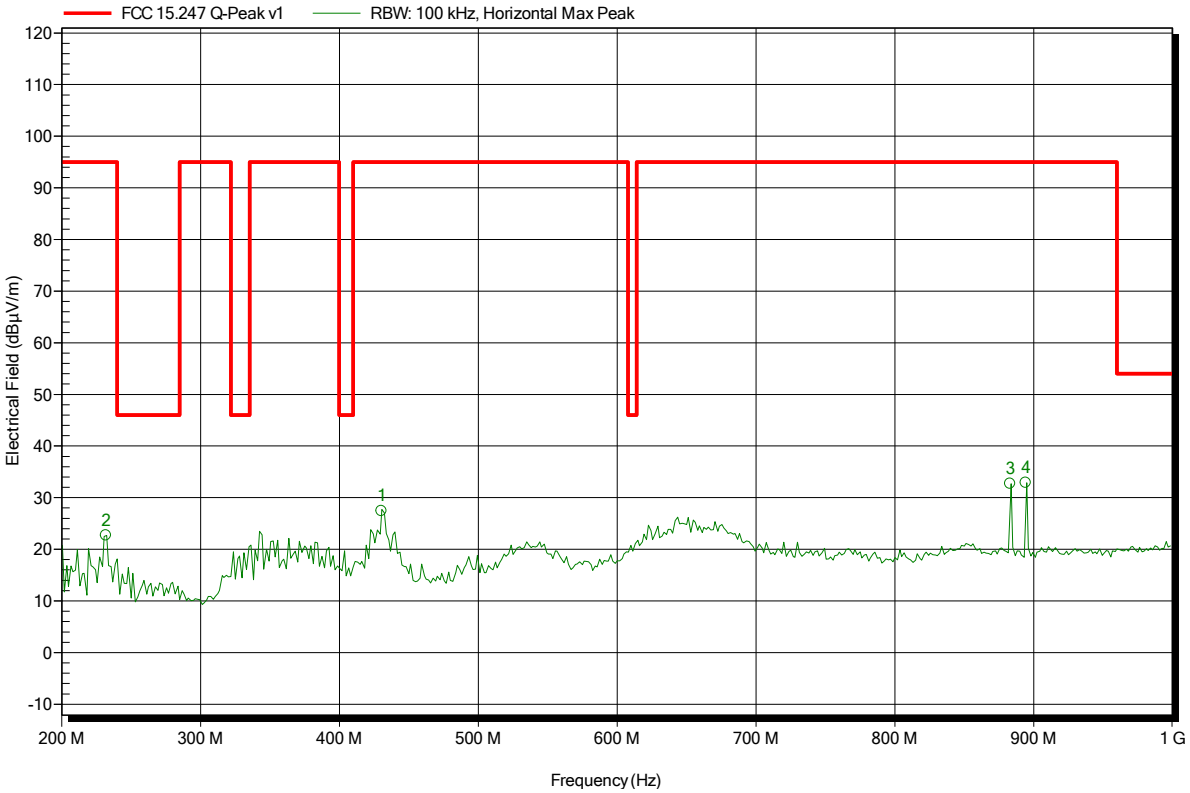

Frequency	Peak	Peak Limit	Peak Difference	Peak Status
232 MHz	22.68 dBµV/m	95 dBµV/m	-72.32 dB	Pass
430.4 MHz	27.38 dBµV/m	95 dBµV/m	-67.62 dB	Pass
883.2 MHz	32.69 dBµV/m	95 dBµV/m	-62.31 dB	Pass
894.4 MHz	32.89 dBµV/m	95 dBµV/m	-62.11 dB	Pass

Spurious emissions according to FCC 15.247

Project number: G0M-1407-4031

Applicant:	GN Netcom A/S
EUT Name:	Bluetooth Speakerphone
Model:	HFS210
Test Site:	Eurofins Product Service GmbH
Operator:	Mr. Weber
Test Conditions:	Tnom: 24°C, Vnom: 3.7 VDC
Antenna:	Rohde & Schwarz HL 223, Vertical
Measurement distance:	3 m
Mode:	TX; BT; Ch. 78; 2480 MHz; DH5
Test Date:	2014-08-20
Note:	EUT horizontal; worst case

Index 33

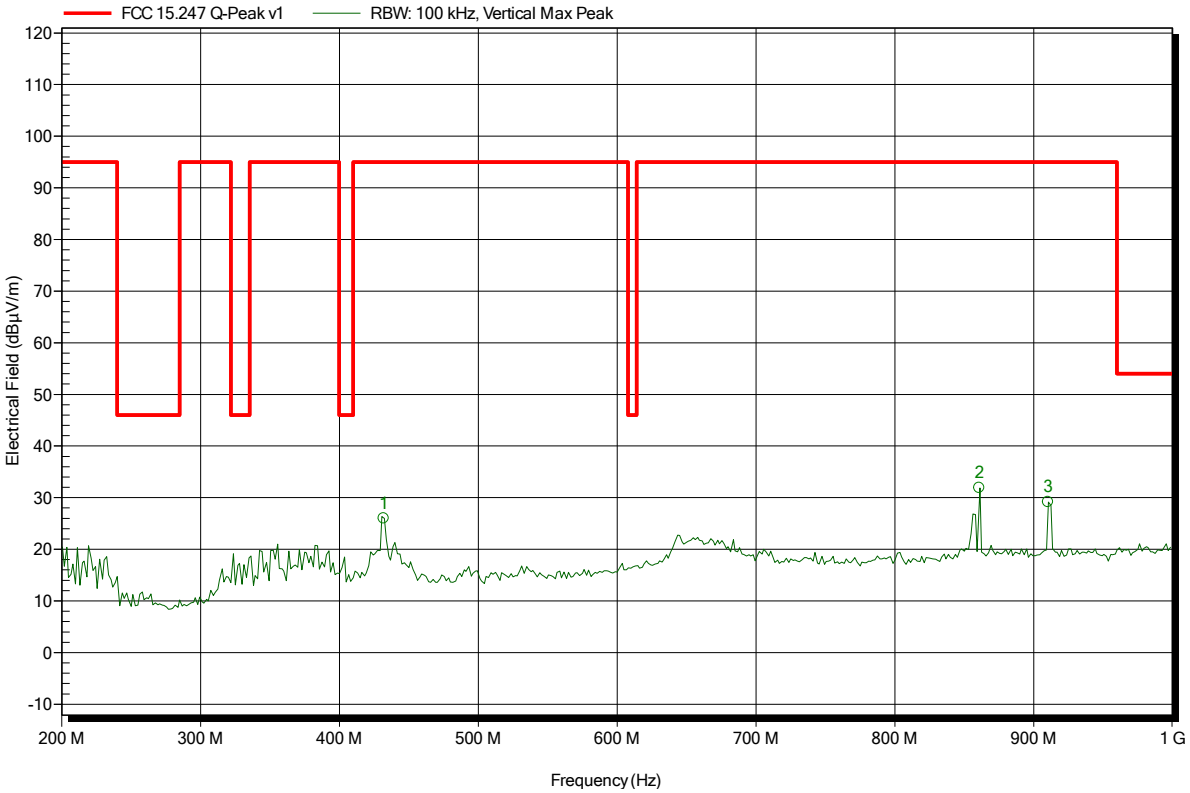

Frequency	Peak	Peak Limit	Peak Difference	Peak Status
432 MHz	25.98 dBµV/m	95 dBµV/m	-69.02 dB	Pass
860.8 MHz	31.9 dBµV/m	95 dBµV/m	-63.1 dB	Pass
910.4 MHz	29.17 dBµV/m	95 dBµV/m	-65.83 dB	Pass

Spurious emissions according to FCC 15.247

Project number: G0M-1407-4031

Applicant:	GN Netcom A/S
EUT Name:	Bluetooth Speakerphone
Model:	HFS210
Test Site:	Eurofins Product Service GmbH
Operator:	Mr. Weber
Test Conditions:	Tnom: 24°C, Vnom: 3.7 VDC
Antenna:	Schwarzbeck BBHA 9120D, Horizontal
Measurement distance:	3 m
Mode:	TX; BT; Ch. 78; 2480 MHz; DH5
Test Date:	2014-08-20
Note:	EUT horizontal

Index 15

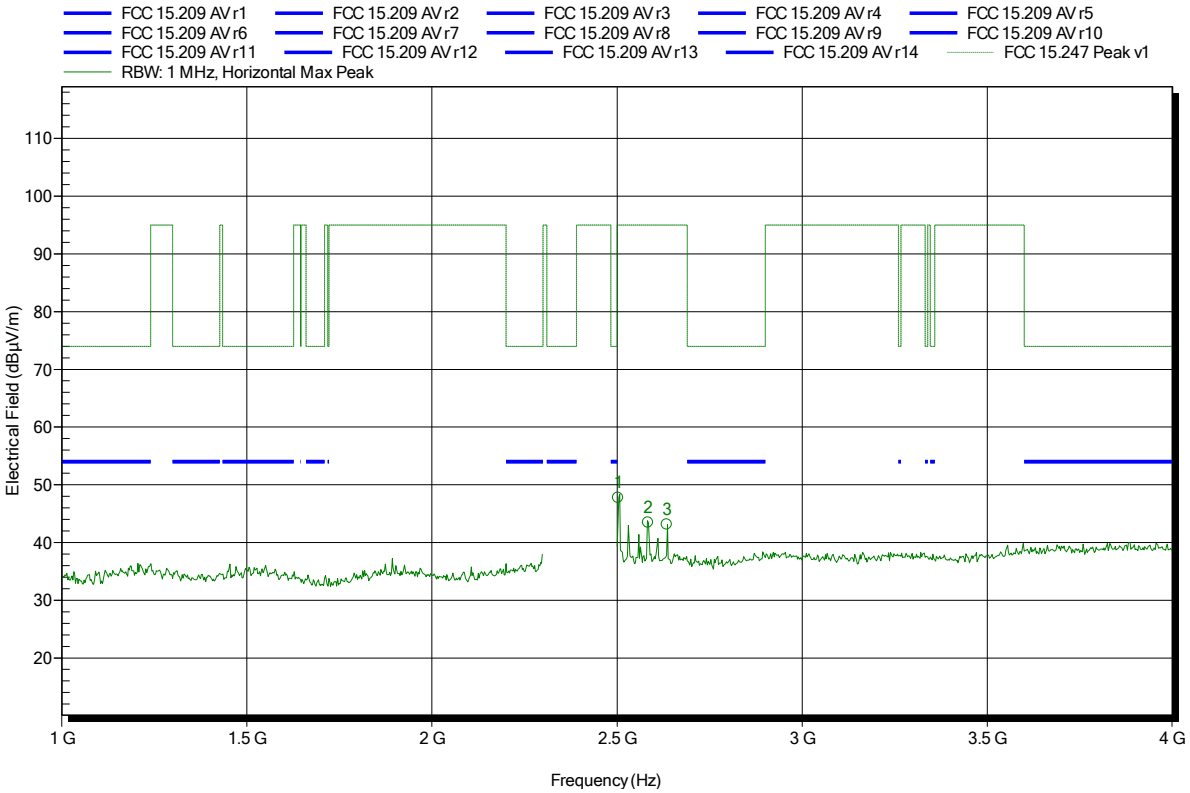

Frequency	Peak	Peak Limit	Peak Difference	Peak Status
2.503 GHz	47.75 dBµV/m	95 dBµV/m	-47.25 dB	Pass
2.584 GHz	43.43 dBµV/m	95 dBµV/m	-51.57 dB	Pass
2.635 GHz	43.11 dBµV/m	95 dBµV/m	-51.89 dB	Pass

Spurious emissions according to FCC 15.247

Project number: G0M-1407-4031

Applicant:	GN Netcom A/S
EUT Name:	Bluetooth Speakerphone
Model:	HFS210
Test Site:	Eurofins Product Service GmbH
Operator:	Mr. Weber
Test Conditions:	Tnom: 24°C, Vnom: 3.7 VDC
Antenna:	Schwarzbeck BBHA 9120D, Vertical
Measurement distance:	3 m
Mode:	TX; BT; Ch. 78; 2480 MHz; DH5
Test Date:	2014-08-20
Note:	EUT horizontal

Index 7

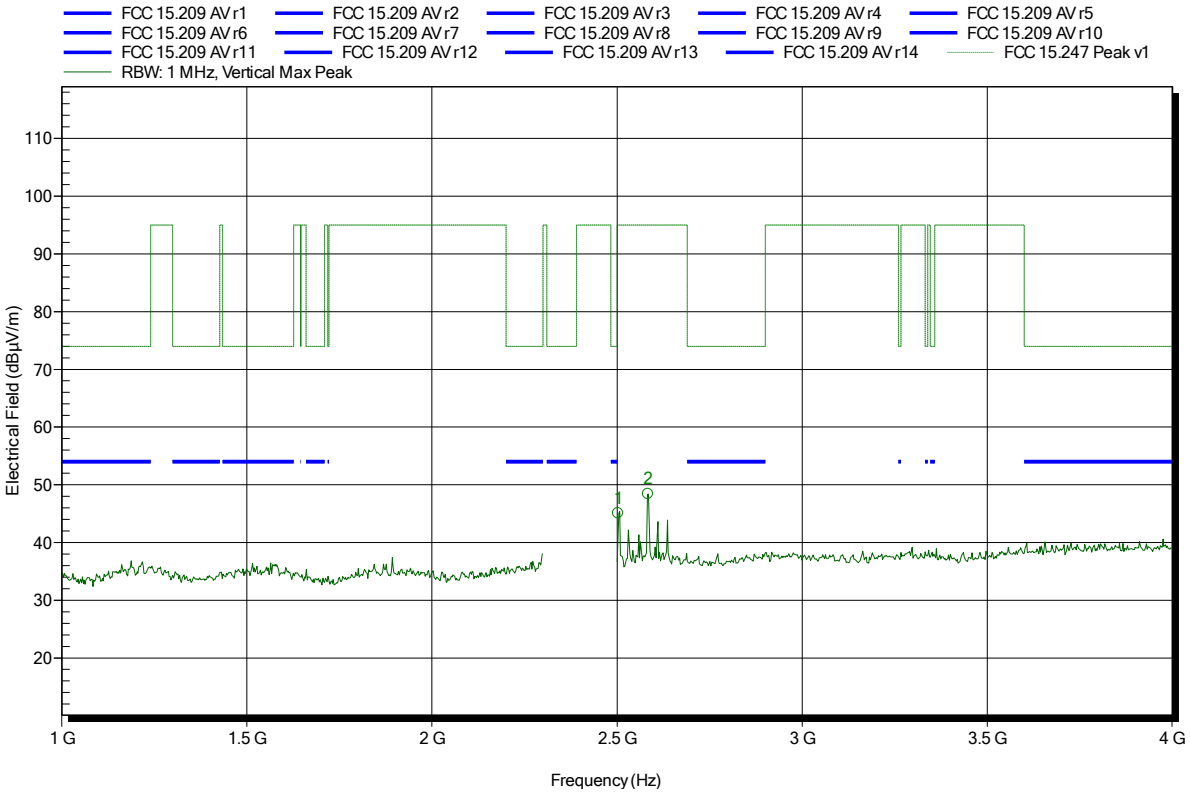

Frequency	Peak	Peak Limit	Peak Difference	Peak Status
2.503 GHz	45.06 dBµV/m	95 dBµV/m	-49.94 dB	Pass
2.584 GHz	48.39 dBµV/m	95 dBµV/m	-46.61 dB	Pass

Spurious emissions according to FCC 15.247

Project number: G0M-1407-4031

Applicant:	GN Netcom A/S
EUT Name:	Bluetooth Speakerphone
Model:	HFS210
Test Site:	Eurofins Product Service GmbH
Operator:	Mr. Weber
Test Conditions:	Tnom: 24°C, Vnom: 3.7 VDC
Antenna:	Schwarzbeck BBHA 9120D, Horizontal
Measurement distance:	3 m
Mode:	TX; BT; Ch. 78; 2480 MHz; DH5
Test Date:	2014-08-20
Note:	EUT horizontal; Upper Bandedge

Index 16

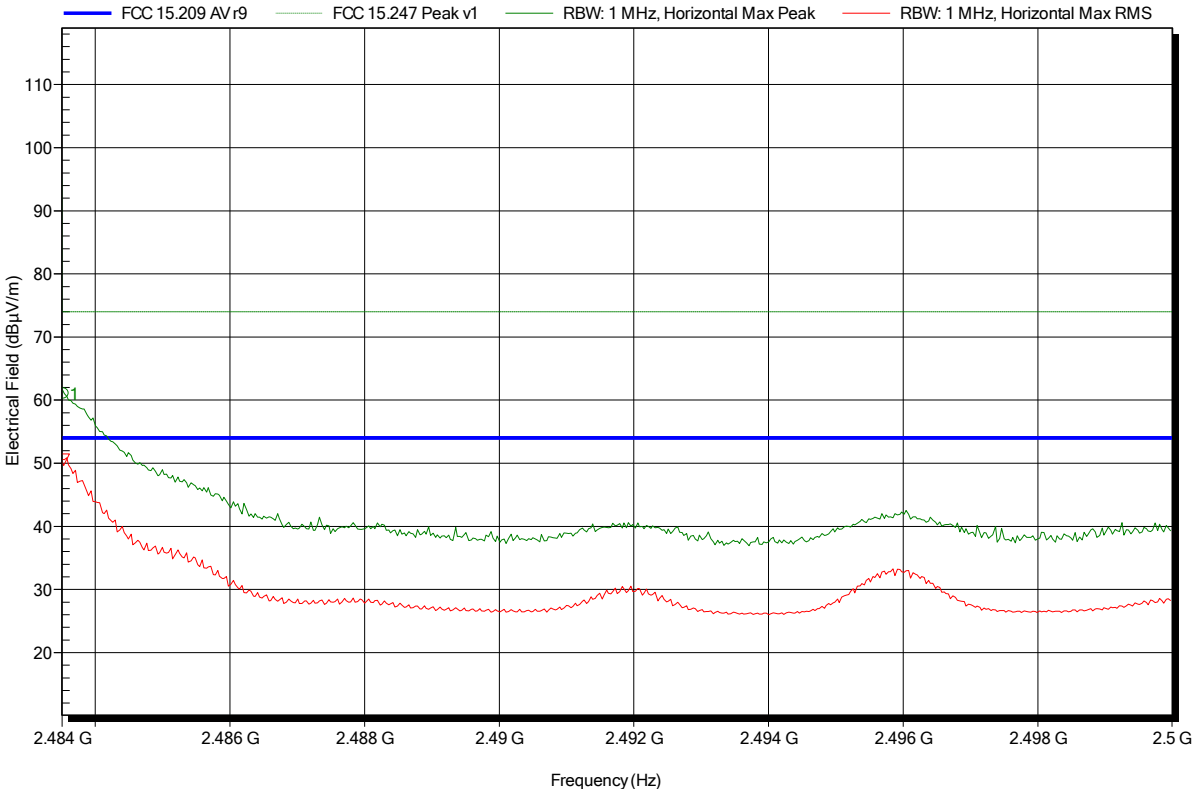

Frequency	Peak	Peak Limit	Peak Difference	Peak Status
2.4835 GHz	61.02 dBµV/m	74 dBµV/m	-12.98 dB	Pass

Frequency	RMS	RMS Limit	RMS Difference	RMS Status
2.4835 GHz	50.56 dBµV/m	54 dBµV/m	-3.44 dB	Pass

Spurious emissions according to FCC 15.247

Project number: G0M-1407-4031

Applicant:	GN Netcom A/S
EUT Name:	Bluetooth Speakerphone
Model:	HFS210
Test Site:	Eurofins Product Service GmbH
Operator:	Mr. Weber
Test Conditions:	Tnom: 24°C, Vnom: 3.7 VDC
Antenna:	Schwarzbeck BBHA 9120D, Vertical
Measurement distance:	3 m
Mode:	TX; BT; Ch. 78; 2480 MHz; DH5
Test Date:	2014-08-20
Note:	EUT horizonatl; Upper Bandedge

Index 8

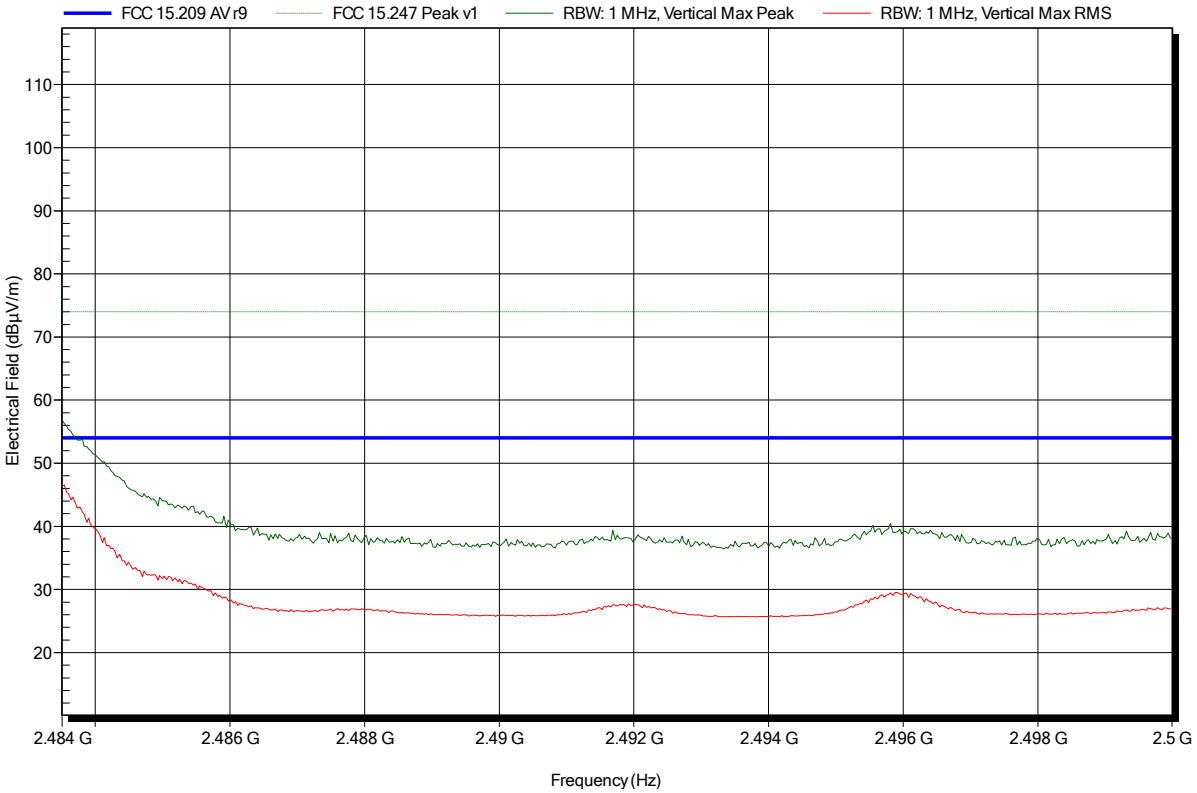

Spurious emissions according to FCC 15.247

Project number: G0M-1407-4031

Applicant:	GN Netcom A/S
EUT Name:	Bluetooth Speakerphone
Model:	HFS210
Test Site:	Eurofins Product Service GmbH
Operator:	Mr. Weber
Test Conditions:	Tnom: 24°C, Vnom: 3.7 VDC
Antenna:	Schwarzbeck BBHA 9120D, Horizontal
Measurement distance:	3 m
Mode:	TX; BT; Ch. 78; 2480 MHz; DH5
Test Date:	2014-08-20
Note:	EUT horizontal

Index 18

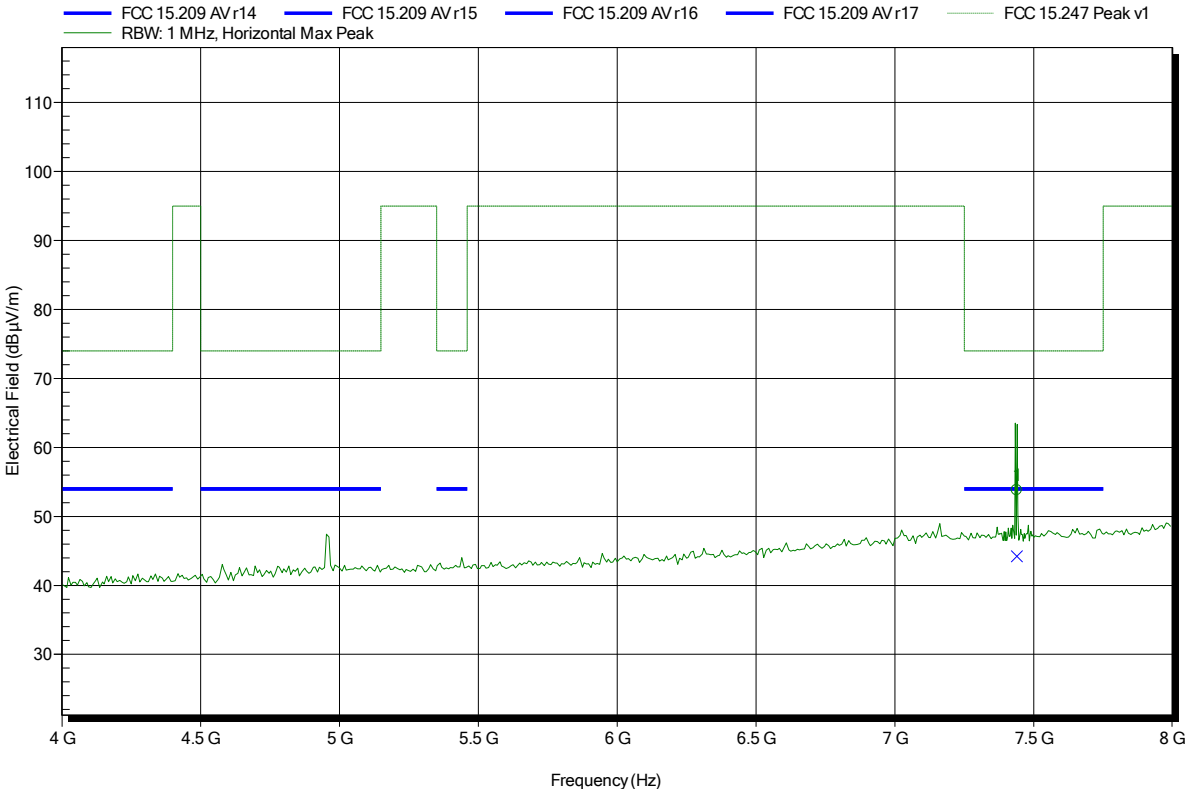

Frequency	Peak	Peak Limit	Peak Difference	Peak Status
7.44 GHz	53.78 dBµV/m	74 dBµV/m	-20.22 dB	Pass

Frequency	Average	Average Limit	Average Difference	Average Status
7.44 GHz	44.19 dBµV/m	54 dBµV/m	-9.81 dB	Pass

Spurious emissions according to FCC 15.247

Project number: G0M-1407-4031

Applicant:	GN Netcom A/S
EUT Name:	Bluetooth Speakerphone
Model:	HFS210
Test Site:	Eurofins Product Service GmbH
Operator:	Mr. Weber
Test Conditions:	Tnom: 24°C, Vnom: 3.7 VDC
Antenna:	Schwarzbeck BBHA 9120D, Vertical
Measurement distance:	3 m
Mode:	TX; BT; Ch. 78; 2480 MHz; DH5
Test Date:	2014-08-20
Note:	EUT horizontal

Index 9

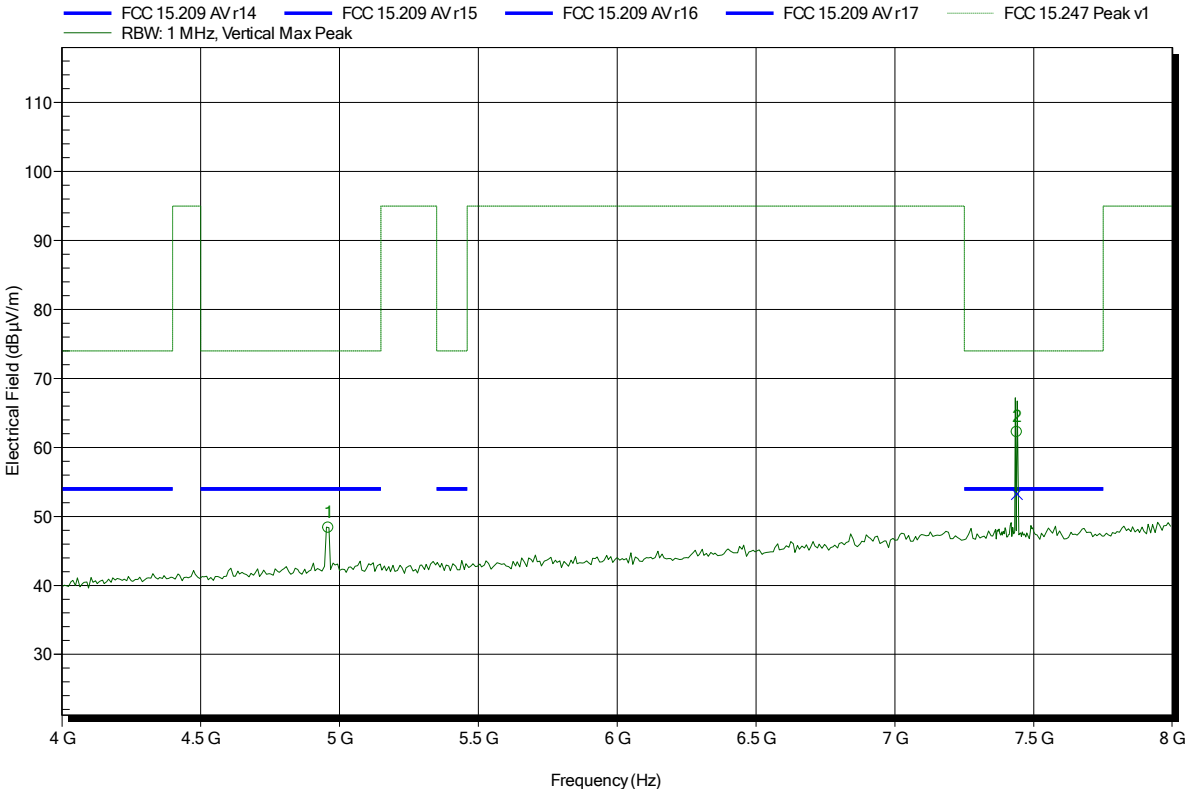

Frequency	Peak	Peak Limit	Peak Difference	Peak Status
4.96 GHz	48.37 dBµV/m	74 dBµV/m	-25.63 dB	Pass
7.439 GHz	62.22 dBµV/m	74 dBµV/m	-11.78 dB	Pass

Frequency	Average	Average Limit	Average Difference	Average Status
4.96 GHz				
7.439 GHz	53.26 dBµV/m	54 dBµV/m	-0.74 dB	Pass

Spurious emissions according to FCC 15.247

Project number: G0M-1407-4031

Applicant:	GN Netcom A/S
EUT Name:	Bluetooth Speakerphone
Model:	HFS210
Test Site:	Eurofins Product Service GmbH
Operator:	Mr. Weber
Test Conditions:	Tnom: 24°C, Vnom: 3.7 VDC
Antenna:	Schwarzbeck BBHA 9120D, Horizontal
Measurement distance:	1 m converted to 3m
Mode:	TX; BT; Ch. 78; 2480 MHz; DH5
Test Date:	2014-08-20
Note:	EUT horizontal

Index 29

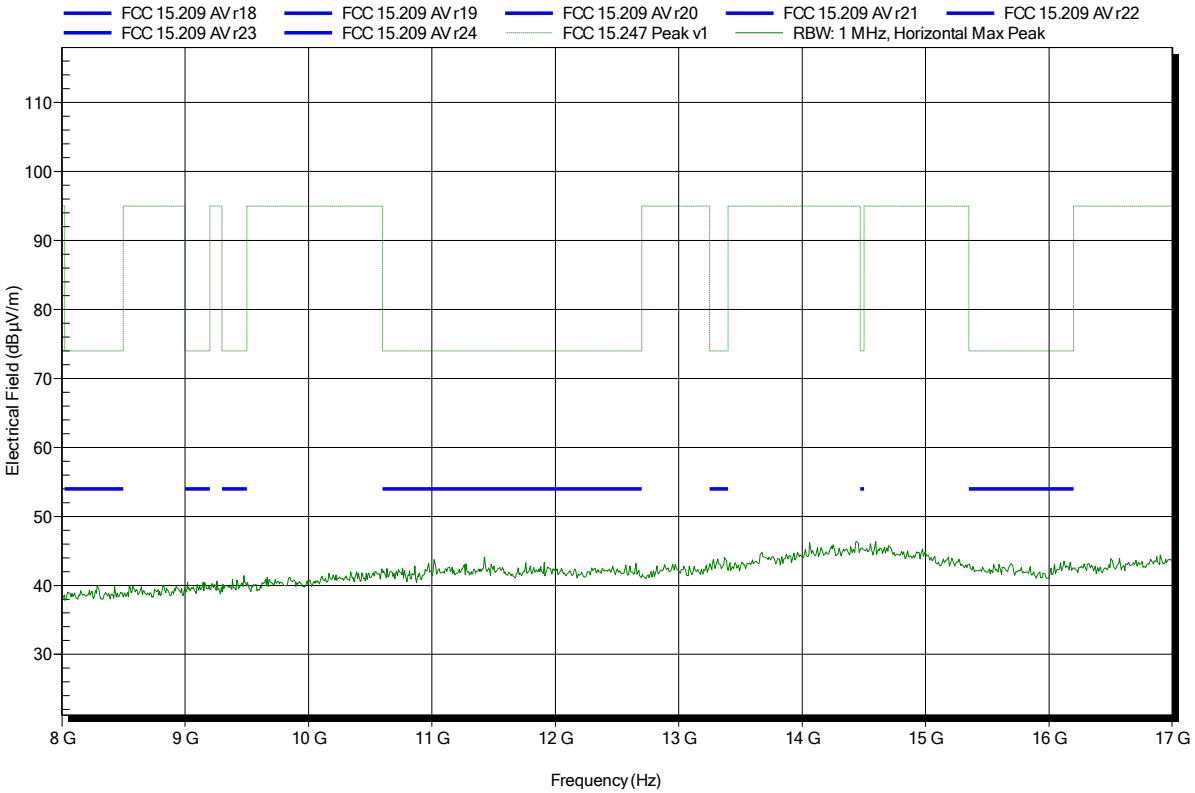

Spurious emissions according to FCC 15.247

Project number: G0M-1407-4031

Applicant:	GN Netcom A/S
EUT Name:	Bluetooth Speakerphone
Model:	HFS210
Test Site:	Eurofins Product Service GmbH
Operator:	Mr. Weber
Test Conditions:	Tnom: 24°C, Vnom: 3.7 VDC
Antenna:	Schwarzbeck BBHA 9120D, Vertical
Measurement distance:	1 m converted to 3m
Mode:	TX; BT; Ch. 78; 2480 MHz; DH5
Test Date:	2014-08-20
Note:	EUT horizontal

Index 23

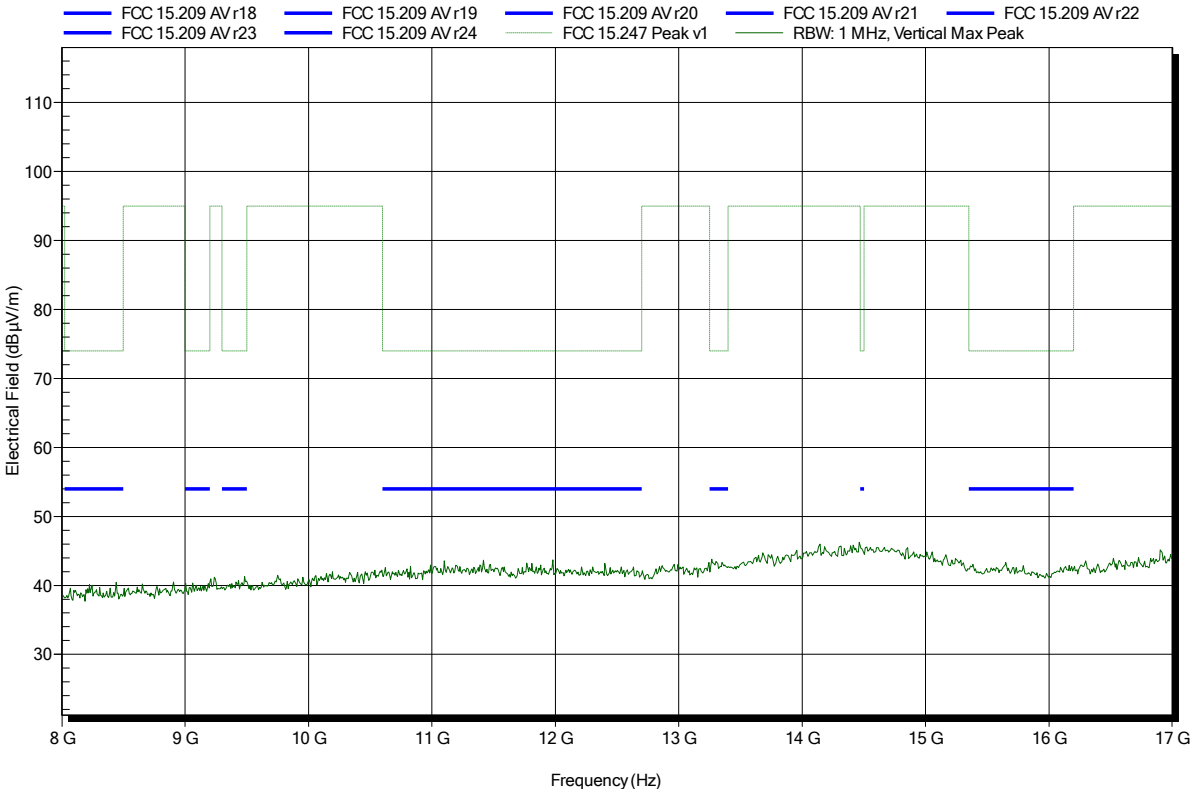

Spurious emissions according to FCC 15.247

Project number: G0M-1407-4031

Applicant:	GN Netcom A/S
EUT Name:	Bluetooth Speakerphone
Model:	HFS210
Test Site:	Eurofins Product Service GmbH
Operator:	Mr. Weber
Test Conditions:	Tnom: 24°C, Vnom: 3.7 VDC
Antenna:	Rohde & Schwarz HL 025, Horizontal
Measurement distance:	1 m
Mode:	TX; BT; Ch. 78; 2480 MHz; DH5
Test Date:	2014-08-20
Note:	EUT horizontal

Index 30

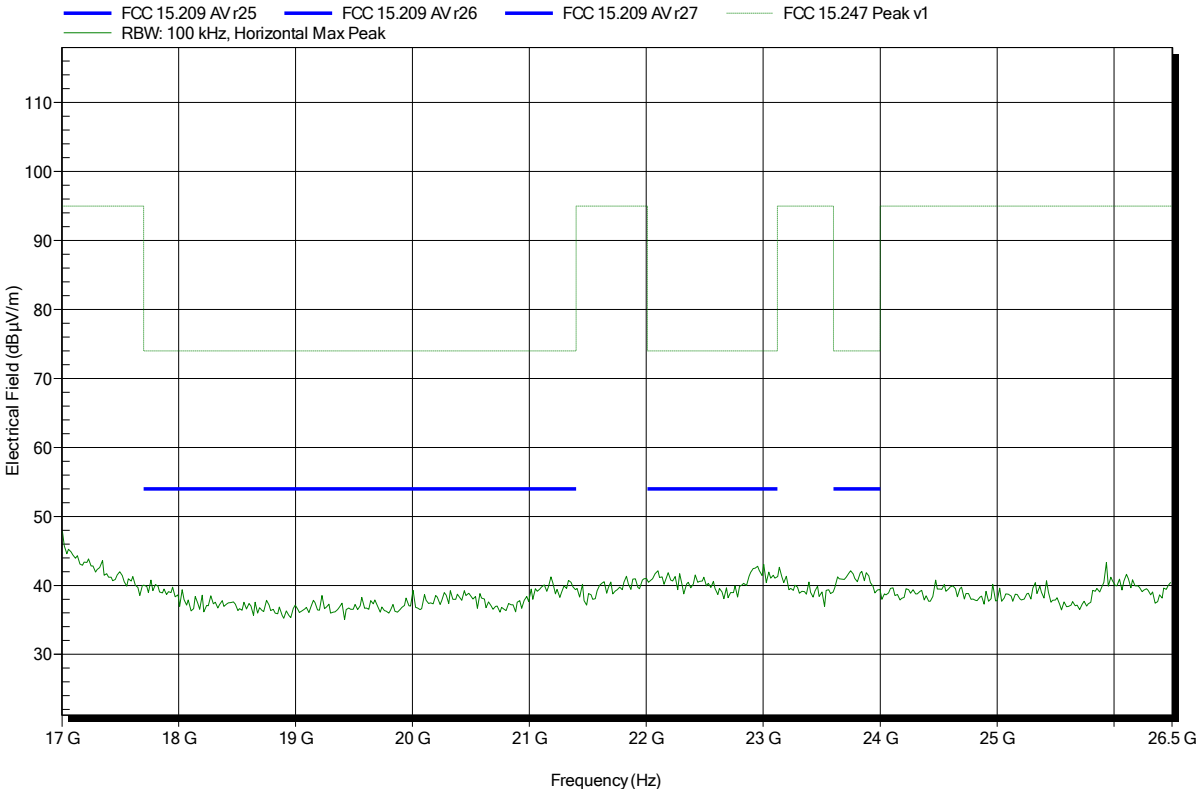

Spurious emissions according to FCC 15.247

Project number: G0M-1407-4031

Applicant:	GN Netcom A/S
EUT Name:	Bluetooth Speakerphone
Model:	HFS210
Test Site:	Eurofins Product Service GmbH
Operator:	Mr. Weber
Test Conditions:	Tnom: 24°C, Vnom: 3.7 VDC
Antenna:	Rohde & Schwarz HL 025, Vertical
Measurement distance:	1 m
Mode:	TX; BT; Ch. 78; 2480 MHz; DH5
Test Date:	2014-08-20
Note:	EUT horizontal

Index 24

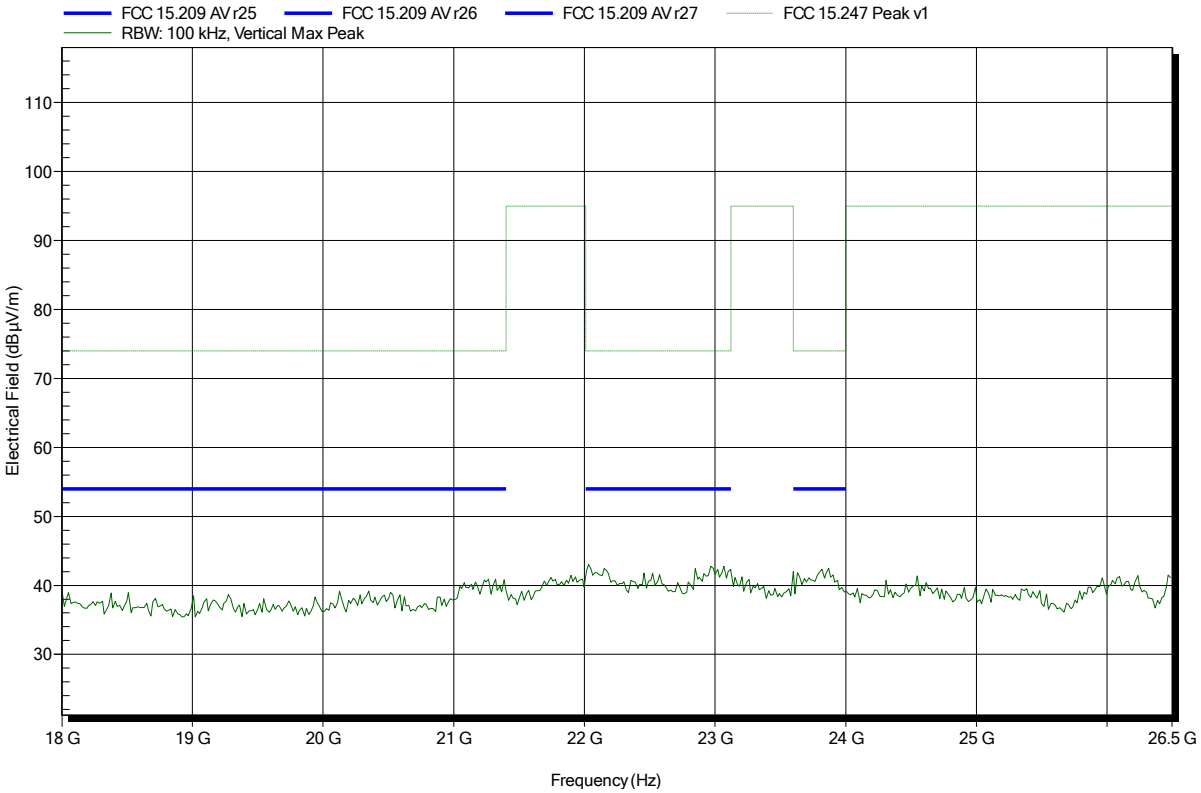

ANNEX B Receiver radiated spurious emissions

Spurious emissions according to RSS-GEN

Project number: G0M-1407-4031

Applicant:	GN Netcom A/S
EUT Name:	Bluetooth Speakerphone
Model:	HFS210
Test Site:	Eurofins Product Service GmbH
Operator:	Mr. Jahn
Test Conditions:	Tnom: 24°C, Vnom: 3.7 VDC
Antenna:	Rohde & Schwarz HK 116, Horizontal
Measurement distance:	3 m
Mode:	RX; Rx Scan Mode
Test Date:	2014-08-21
Note:	

Index 6

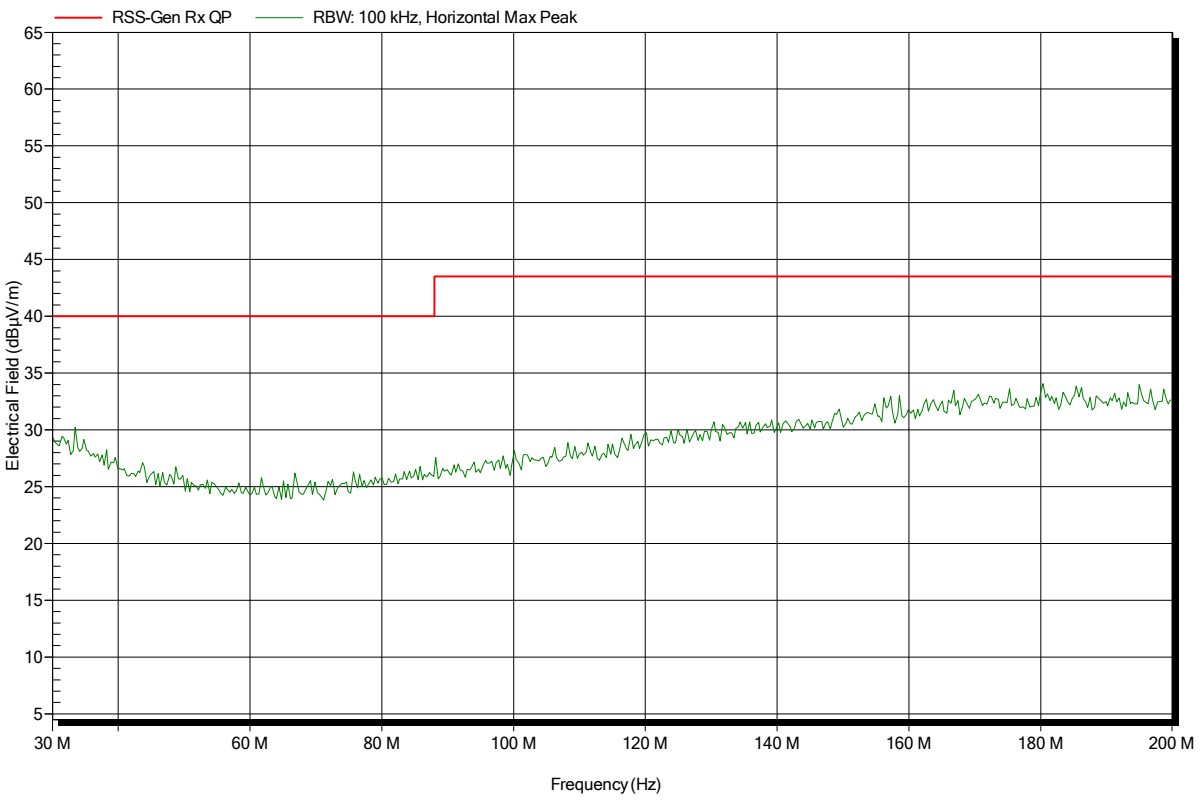

Spurious emissions according to RSS-GEN

Project number: G0M-1407-4031

Applicant:	GN Netcom A/S
EUT Name:	Bluetooth Speakerphone
Model:	HFS210
Test Site:	Eurofins Product Service GmbH
Operator:	Mr. Jahn
Test Conditions:	Tnom: 24°C, Vnom: 3.7 VDC
Antenna:	Rohde & Schwarz HK 116, Vertical
Measurement distance:	3 m
Mode:	RX; Rx Scan Mode
Test Date:	2014-08-21
Note:	

Index 5

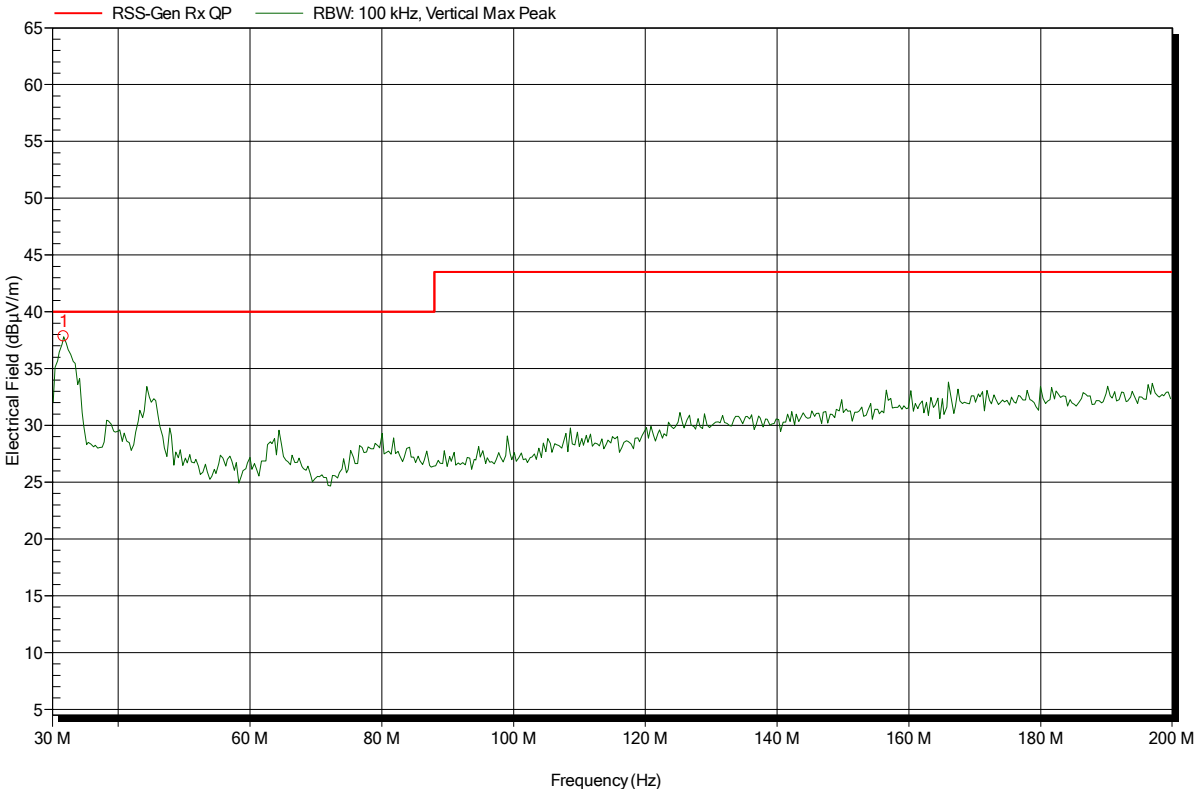

Frequency	Peak	Peak Limit	Peak Difference	Status
31.7 MHz	37.82 dBµV/m	40 dBµV/m	-2.18 dB	Pass

Spurious emissions according to RSS-GEN

Project number: G0M-1407-4031

Applicant:	GN Netcom A/S
EUT Name:	Bluetooth Speakerphone
Model:	HFS210
Test Site:	Eurofins Product Service GmbH
Operator:	Mr. Jahn
Test Conditions:	Tnom: 24°C, Vnom: 3.7 VDC
Antenna:	Rohde & Schwarz HL 223, Horizontal
Measurement distance:	3 m
Mode:	RX; Rx Scan Mode
Test Date:	2014-08-21
Note:	

Index 8

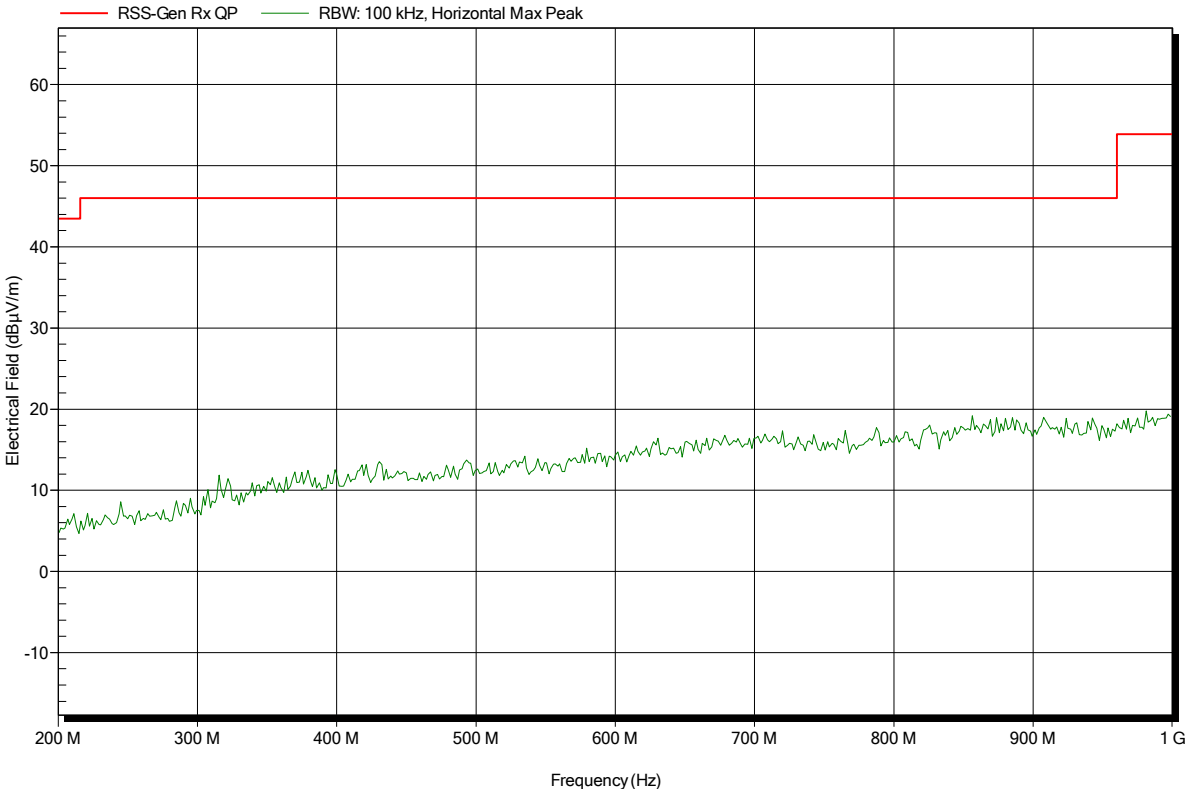

Spurious emissions according to RSS-GEN

Project number: G0M-1407-4031

Applicant:	GN Netcom A/S
EUT Name:	Bluetooth Speakerphone
Model:	HFS210
Test Site:	Eurofins Product Service GmbH
Operator:	Mr. Jahn
Test Conditions:	Tnom: 24°C, Vnom: 3.7 VDC
Antenna:	Rohde & Schwarz HL 223, Vertical
Measurement distance:	3 m
Mode:	RX; Rx Scan Mode
Test Date:	2014-08-21
Note:	

Index 7

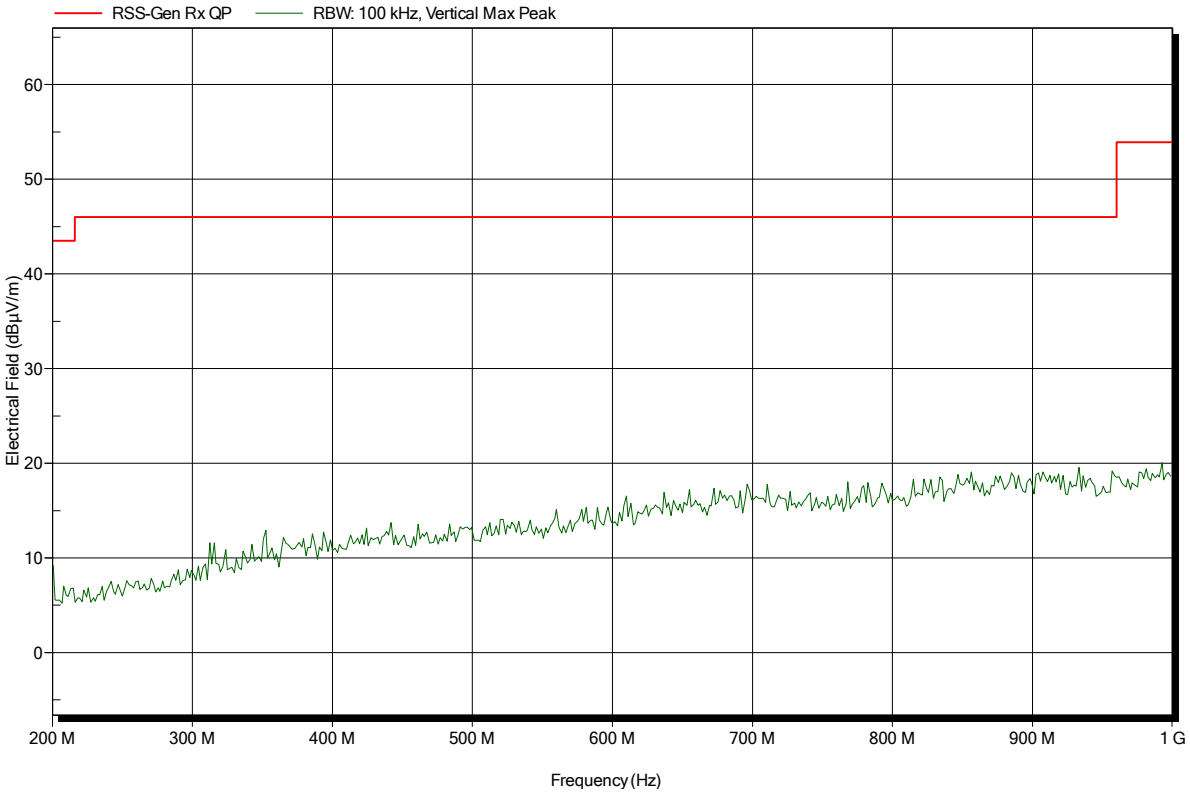

Spurious emissions according to RSS-GEN

Project number: G0M-1407-4031

Applicant:	GN Netcom A/S
EUT Name:	Bluetooth Speakerphone
Model:	HFS210
Test Site:	Eurofins Product Service GmbH
Operator:	Mr. Jahn
Test Conditions:	Tnom: 24°C, Vnom: 3.7 VDC
Antenna:	Schwarzbeck BBHA 9120D, Horizontal
Measurement distance:	3 m
Mode:	RX; Rx Scan Mode
Test Date:	2014-08-21
Note:	

Index 1

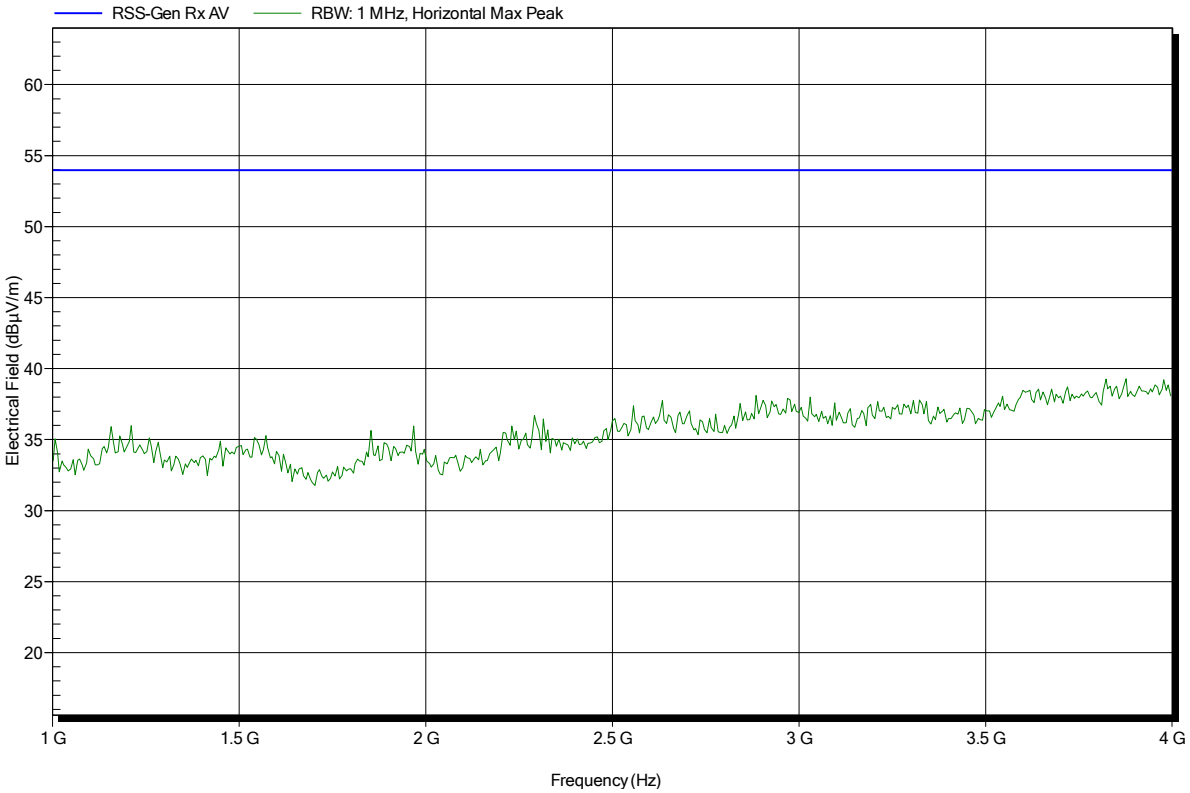

Spurious emissions according to RSS-GEN

Project number: G0M-1407-4031

Applicant:	GN Netcom A/S
EUT Name:	Bluetooth Speakerphone
Model:	HFS210
Test Site:	Eurofins Product Service GmbH
Operator:	Mr. Jahn
Test Conditions:	Tnom: 24°C, Vnom: 3.7 VDC
Antenna:	Schwarzbeck BBHA 9120D, Vertical
Measurement distance:	3 m
Mode:	RX; Rx Scan Mode
Test Date:	2014-08-21
Note:	

Index 3

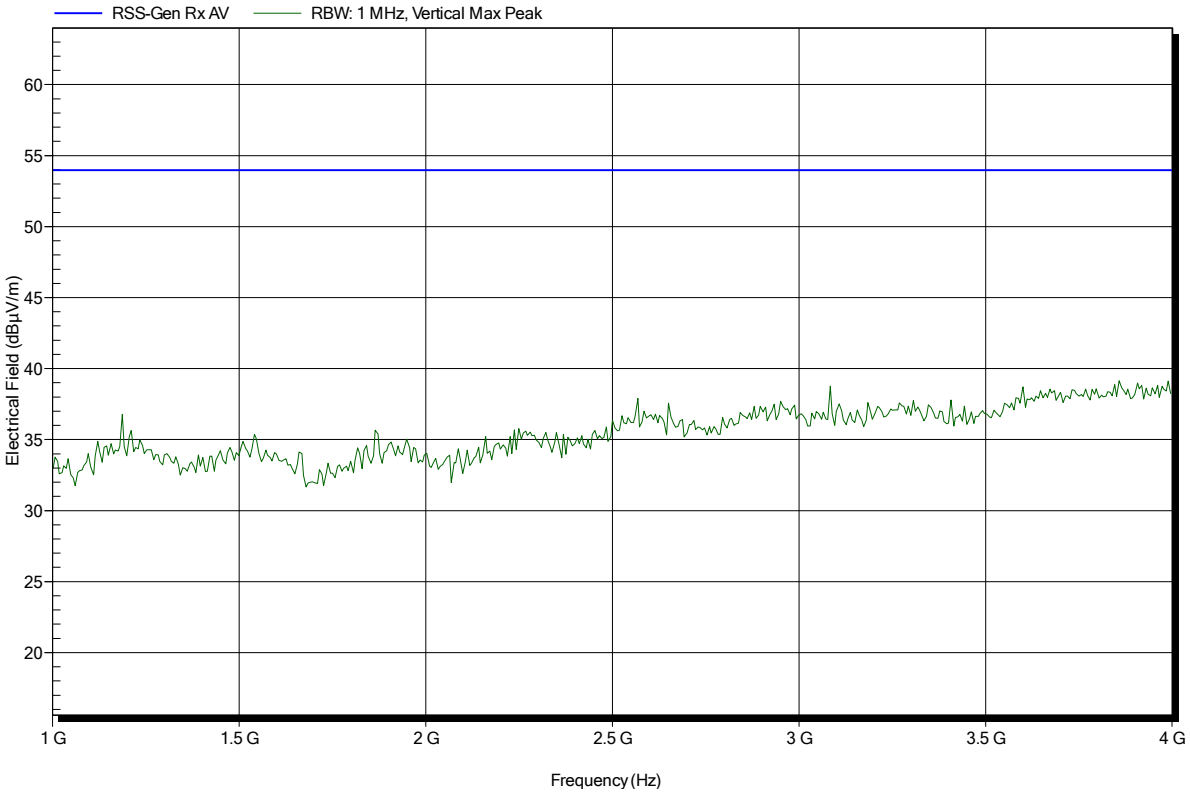

Spurious emissions according to RSS-GEN

Project number: G0M-1407-4031

Applicant:	GN Netcom A/S
EUT Name:	Bluetooth Speakerphone
Model:	HFS210
Test Site:	Eurofins Product Service GmbH
Operator:	Mr. Jahn
Test Conditions:	Tnom: 24°C, Vnom: 3.7 VDC
Antenna:	Schwarzbeck BBHA 9120D, Horizontal
Measurement distance:	3 m
Mode:	RX; Rx Scan Mode
Test Date:	2014-08-21
Note:	

Index 2

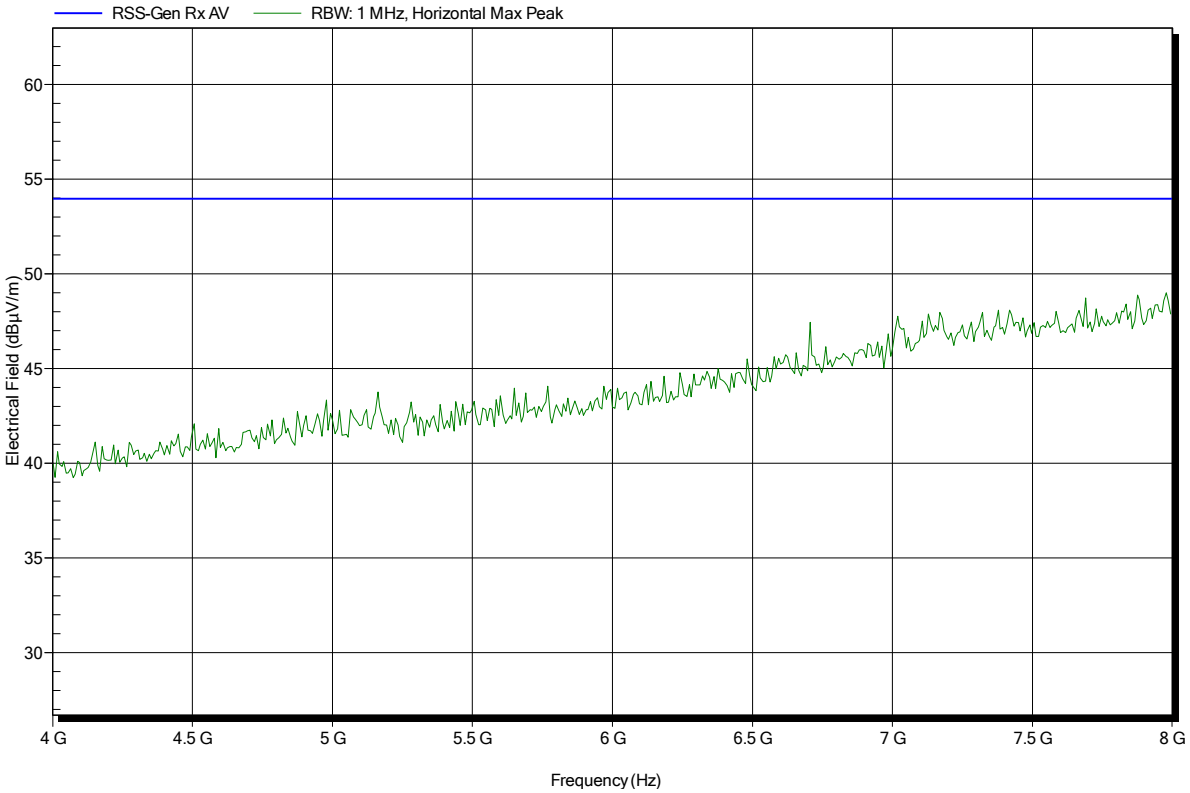

Spurious emissions according to RSS-GEN

Project number: G0M-1407-4031

Applicant:	GN Netcom A/S
EUT Name:	Bluetooth Speakerphone
Model:	HFS210
Test Site:	Eurofins Product Service GmbH
Operator:	Mr. Jahn
Test Conditions:	Tnom: 24°C, Vnom: 3.7 VDC
Antenna:	Schwarzbeck BBHA 9120D, Vertical
Measurement distance:	3 m
Mode:	RX; Rx Scan Mode
Test Date:	2014-08-21
Note:	
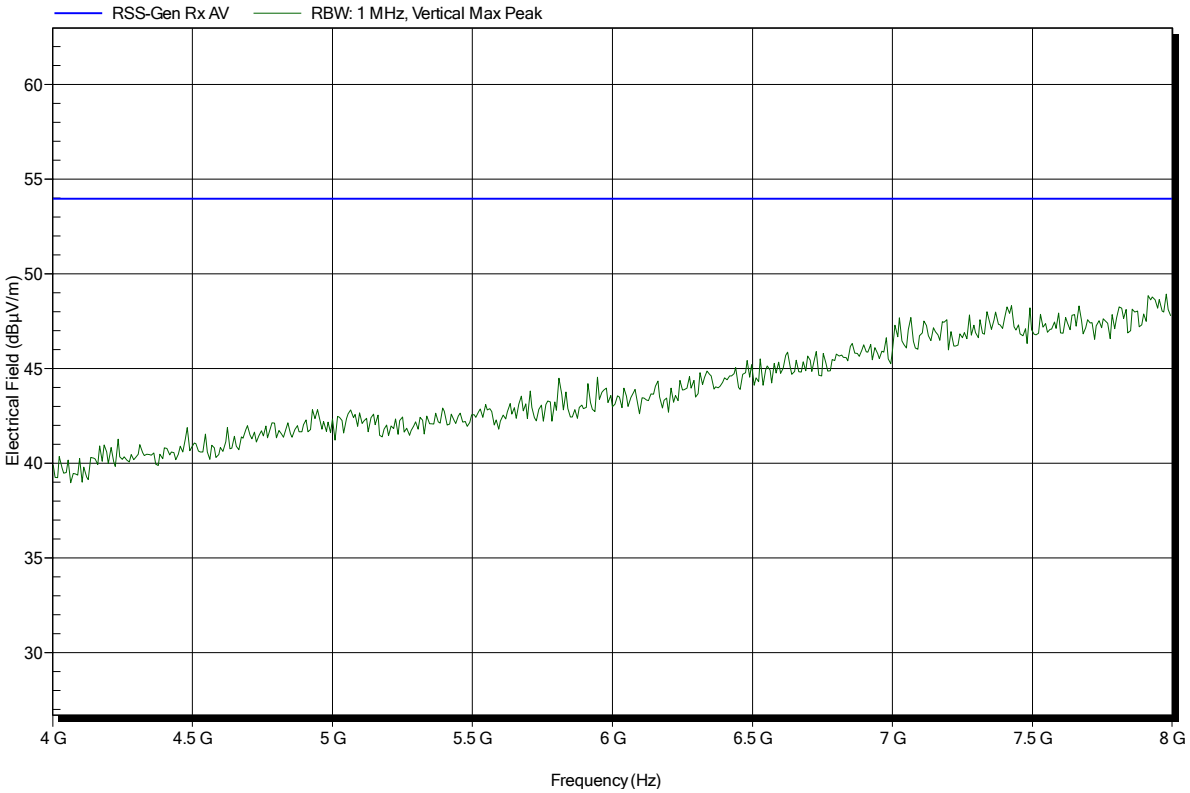
Index 4