



Wireless Locator & Proximity Monitoring System with One-way Alert

Please keep this manual for your records and for future reference.
Please register the product with the Serial Number below at
www.LUTECHS.com.
The Serial Number may be used for help, search or rescue.

Serial Number

AAAAAAA



Information Area:

Please write down any information about the person or valuable asset to monitor, and update it frequently, for example, for a child once six months or more frequently if necessary.

PICTURE AREA		
Name:	(Glue Here) (Glue Here)	
Birthday:		
Eye Color:		
Body Mark(s):		
Address:		
City, etc:		
Phone(s):		
Today:	Today:	Today:
Height:	Height:	Height:
Weight:	Weight:	Weight:
Asset:	Asset:	Asset:
SN:	SN:	SN:
Description:	Description:	Description:
Dress/Hat/Color*:	Dress/Hat/Color*:	Dress/Hat/Color*:
Pants/Shoes/etc*:	Pants/Shoes/etc*:	Pants/Shoes/etc*:

* In case of **LOSS**, try to remember and write down **ANY** information **ASAP**. It is **VERY IMPORTANT!**



LUTECHS.COM

London, ON, Canada
Assembled in Canada

(Page 1/8)
(Page 3/8)

BATTERY INSTALLATION

- One (1) "AAA" battery is pre-installed upon shipping.
- AAA Lithium is recommended for low operating temperature as low as -40°C.
- Open the battery cover using the mini Phillips screwdriver included in this package or any other appropriate tool. Keep the tiny screw in a safe place and do not lose it.
- After installing a new battery, make sure to screw down the battery cover carefully.
- Do NOT** use excessive force to turn the screw. It will be good enough as long as the battery cover does move freely.
- Please recycle the used battery.

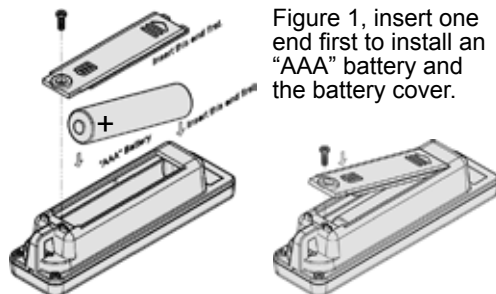


Figure 1, insert one end first to install an "AAA" battery and the battery cover.

PRODUCT OPERATIONS

- The device comes with a pre-installed battery and is ready to use.
- Whenever the battery is installed, it starts to **work automatically**.
- MUTE ALARMS:** If the device loses track of the paired device, audible alarms will be triggered. In that case, if you want to mute the alarms, you have to press the switch **continuously** for **three (3) seconds** as shown below.



Figure 2, press the switch continuously for 3 seconds to mute audible alarms.



READ THE ENTIRE MANUAL CAREFULLY - THIS AFFECTS YOUR LEGAL RIGHTS. This manual contains information on limitations regarding product use & function and information on the limitations as to liability of the manufacturer.



The wireless device can be of powerful assistance to parents momentarily distracted from their children but it by no means substitutes close parental supervision and nor does it imply that. LUTECHS is not responsible for lost child or asset or the consequence thereof.



Travelers: this wireless device cannot be used outside the USA and Canada because of different wireless regulations. Please visit our website to find the models that are certified to use in both regions, for example, the USA and European Union.



Changes or modifications not expressly approved by LUTECHS could void the user's authority to operate the equipment.



FEDERAL COMMUNICATIONS COMMISSION

This device complies with Part 15 of the FCC Rules. Operation is subject to the following two conditions: (1) this device may not cause harmful interference, and (2) this device must accept any interference received, including interference that may cause undesired operation.

INDUSTRY CANADA COMPLIANCE STATEMENT

This device complies with Industry Canada licence-exempt RSS standard(s). Operation is subject to the following two conditions: (1) this device may not cause interference, and (2) this device must accept any interference, including interference that may cause undesired operation of the device.

Le présent appareil est conforme aux CNR d'Industrie Canada applicables aux appareils radio exempts de licence. L'exploitation est autorisée aux deux conditions suivantes: (1) l'appareil ne doit pas produire de brouillage, et (2) l'utilisateur de l'appareil doit accepter tout brouillage radioélectrique subi, même si le brouillage est susceptible d'en compromettre le fonctionnement.

The term "IC:" before the radio certification number listed below only signifies that Industry Canada technical specifications were met.



All the products designed and manufactured by LUTECHS comply with the RoHS Directive, which prohibits Lead (Pb), Mercury (Hg), etc.

System Model: **LSS-Y2443H**

Device Model(s): LSS-DA42-TX8, LSS-DA42-RX8

FCC ID: AYO-LSSDA428

IC: 10275A-LSSDA428

Patent Pending



PRODUCT INDICATORS (Figure 3)

Distance: $\frac{3}{4}$ - Full Range* 3 Distance: **Out of Range*** 4

Distance: $\frac{1}{2}$ - $\frac{3}{4}$ Range* 2 Remote Battery Level † 5

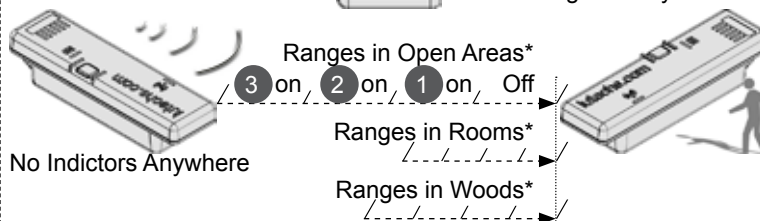
Distance: $\frac{1}{4}$ - $\frac{1}{2}$ Range* 1 Paired Device > +40°C 6

Audible Alarms 7 Its Own Battery Level †

8 Wireless Reception

* The exact range varies significantly depending upon how complex the environment is.
Metal and concrete objects in between **reduce** detectable ranges significantly.

† Battery Level Indications
• **Off:** Plenty to Run.
• **1 Flashing:** Medium to Low Level. Attention.
• **2 Fast Flashings with a BEEP:** Warning Level. Change battery ASAP.



1	Distance Indicator	A paired device is within $\frac{1}{4}$ - $\frac{1}{2}$ of the range.*
2	Distance Indicator	A paired device is within $\frac{1}{2}$ - $\frac{3}{4}$ of the range.*
3	Distance Indicator	A paired device is within $\frac{3}{4}$ - the full range.*
4	Distance Indicator	A paired device is out of detectable range.*
5	Remote Bat. Level	A paired device's battery level by flashing.†
6	"High" Heat	A paired device is exposed to > +40°C or 🔥
7	Its Battery Level	Its own battery level indication by flashing.†
8	Signal Reception	One flashing: one good wireless reception.

OTHER FUNCTIONS

- **30 Seconds Rule:** about 30 seconds (half a minute) after the audible alarm is muted, if the device picks up its paired device's signals and later loses track of it again, the audible alarm will be triggered again just like the device has never been muted. For example, if a mother sends her child to school and leaves. She then has to mute the triggered alarm. After 30 seconds when she comes back to see her child and leaves again, the audible alarm will be triggered again.
- **Adjust the Range to Monitor:** most of the time, the device uses its maximum detectable capability to monitor its paired device. But sometimes the monitored range is set shorter on purpose to tighten up the safety and security. In order to do that, the following steps have to be taken:
Step 1, put two paired devices close enough (within 2 meters line-of-sight distance) as shown in Figure 4 below.

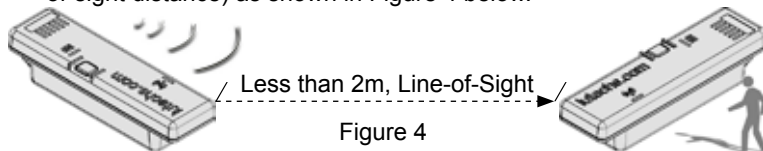


Figure 4

Step 2, press the switch continuously for more than 3 seconds until it beeps once, and then release the switch. Indicator ③ shown in Figure 3 flashes to indicate the default **maximum** range.

Step 3, press the switch continuously again within 3 seconds after the first beep mentioned above for more than 3 seconds until it beeps again, and then release the switch. Indicator ② shown in Figure 3 flashes to indicate the **next shorter** monitoring range, which is about **3/4** of the maximum range.

Step 4, press the switch continuously again within 3 seconds after the second beep mentioned above for more than 3 seconds until it beeps again, and then release the switch. Indicator ① shown in Figure 3 flashes to indicate the **shortest** monitoring range, which is about **half (1/2)** of the maximum range.

Step 5, start over again from Step 2.

Note: Step 3 must be taken within 3 seconds after Step 2, and Step 4 must be taken within 3 seconds after Step 3. Any other continuous pressing with a beep out of the 3s window **only** let the device execute Step 2, which means the default maximum range. Any other short pressing without beep confirmation does **NOT** affect anything.

(Page 5/8)

(Page 7/8)

Some Considerations and Limitations (continued)

- It has **very limited water detection capability**, although it is not specifically intended to use for water detection. When the accident is happening with the device submerged in the water, one of the factors including but not limited to wireless signal degradation, battery damage may trigger the visual and audible alarms. However, after it happens, it is highly recommended to send the device back to the manufacturer for thorough examination at user's own cost plus extra fees. There are other water submersible products sold separately.

Figure 10



- It has **limited high heat detection capability**. The definition "high heat" or "high temperature" in this manual refers to the temperature that is high enough to threaten the lives of especially young children and elderly people. The threshold is set at +40°C. For special needs in special places like deserts, we have special editions with higher temperature thresholds. Whenever the detected temperature goes higher than +75°C, which is sometimes an indication of some life-threatening conditions such as fires, all the monitoring devices will make visual and audible alarms. However, the temperature mentioned anywhere in this manual is the temperature inside the device's plastic enclosure. There will be some delay for the heat to transfer from outside to inside and thus there will be some delay to trigger alarms. Therefore, the device **cannot** be used as a replacement of a real-time smoke & fire alarm.



Figure 11, High heat may be accumulated inside a vehicle quickly, which may cause serious injury or even death of young children.



NEVER leave your child alone in a vehicle even for a short time.

OTHER FUNCTIONS (continued)

- **Range Adjustment Summary:** please check the previous section for details.

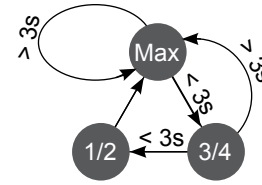


Figure 5

Some Considerations and Limitations

- It is **NOT** directional as illustrated below as an example. Directional devices are only auxiliary to regular ones and sold separately.




Figure 6

Figure 6, the device's location that can be sensed by the paired device is anywhere in the area and in any depth within the contour.

- The distance greatly **depends** upon the objects that the wireless signals propagate through or are bounced by, as shown below.

Figure 7




Figure 8



Figure 9



(Page 6/8)

(Page 8/8)

STATEMENT OF LIMITED WARRANTY AND LIABILITY

This Statement of Limited Warranty and Liability applies to all Lu Technologies ("LUTECHS") products ("Products"). Without any special agreements, the Terms and Conditions shall apply to all transactions regardless of who sells.

LIMITED WARRANTY

THE WARRANTY DESCRIBED HERE IS A WHOLE AND SOLE WARRANTY FOR LUTECHS PRODUCTS. THERE ARE NO OTHER WARRANTIES, EXPRESSED OR IMPLIED.

LUTECHS warrants that upon delivery the Products will be free from defects. If, during the twelve months after delivery (the "Warranty Period"), any Product does not comply with the warranty, LUTECHS will, at its option, repair the Product, provided that Customer gives LUTECHS written notice of the noncompliance within the Warranty Period and ships the Product pre-paid to LUTECHS within one month after the end of the Warranty Period. As to any Product repaired or replaced by LUTECHS, the Warranty Period will end upon the later of the end of the original Warranty Period or 90 days after LUTECHS's delivery of the repaired or replacement Product to Customer. Any Product, component, part or other item replaced by LUTECHS becomes the property of LUTECHS. LUTECHS's warranties shall be void and not apply if the Product has been subjected to misuse or alteration or repaired by a party not approved by LUTECHS. LUTECHS shall not be liable for normal wear and tear, nor for defects or failure caused by maintenance, misuse, negligence.

LIMITATIONS OF LIABILITY

LUTECHS AND DISTRIBUTORS ARE **NOT** LIABLE FOR ANY DIRECT, INDIRECT, INCIDENTAL, SPECIAL OR CONSEQUENTIAL DAMAGES, ANY COVER, OR ANY LOSS OF LIFE, REVENUE, PROFIT, DATA OR USE, WHICH ARE ARISEN FROM OR RELATING TO LUTECHS PRODUCTS.

LUTECHS's liability (whether in contract, tort, or otherwise; and notwithstanding any fault, negligence, strict liability or product liability) with regard to any Product (including, but not limited to, any breach of or default by LUTECHS) will in no event exceed the purchase price paid by Customer to LUTECHS for such Product. Further, LUTECHS will not be liable for, or be in breach of or default on account of, any delay or failure to perform as a result of any cause, condition or circumstance beyond LUTECHS's reasonable control.