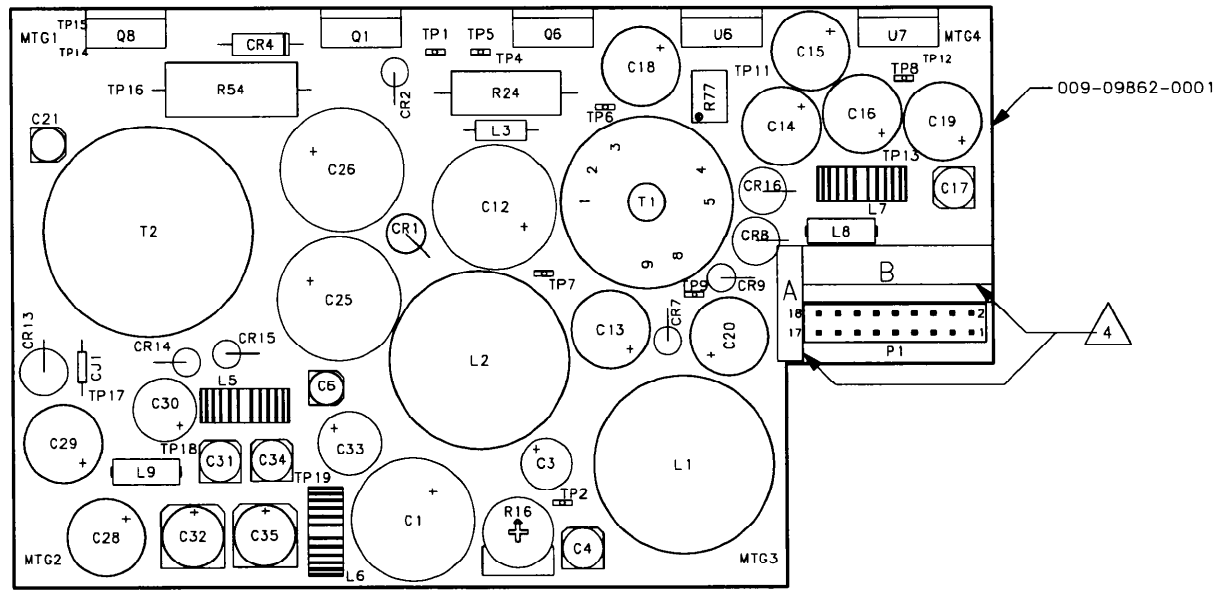

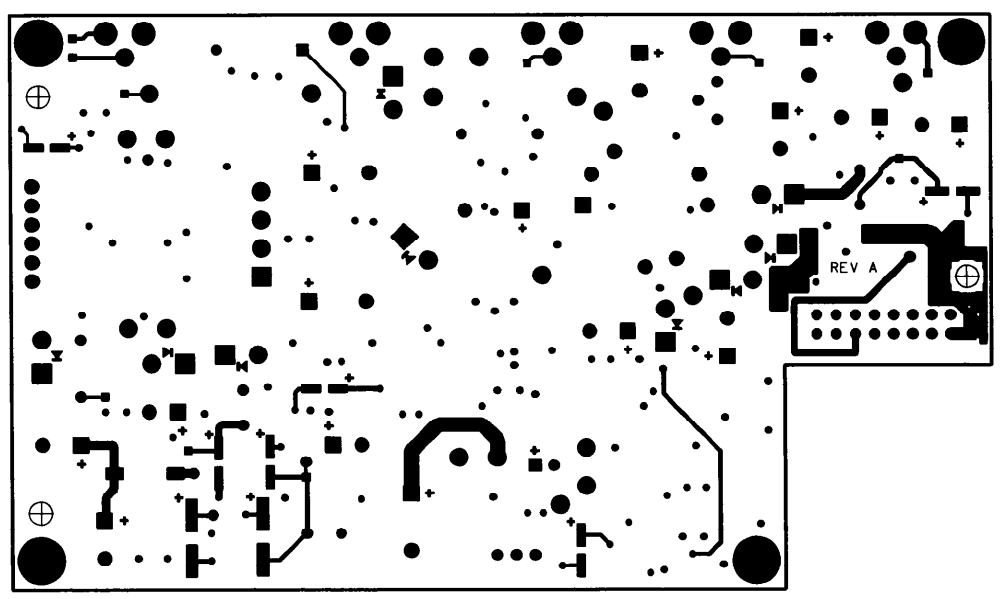

NEARSIDE VIEW OF PC BOARD

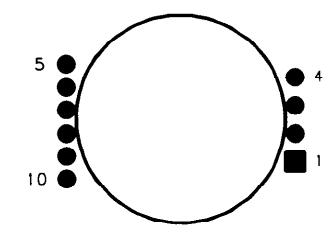

TOPSIDE
T2

NOTES:

1. POST COAT BOTH SIDES OF P.C. BOARD WITH PN 016-01040-0000. THE FOLLOWING SHOULD BE FREE OF POST COATING: P1, R16, R77, TP1-TP2, TP5-TP9. Q1, Q6, Q8, U6, U7, AND BOTH SIDES OF MTG1, MTG2, MTG3 AND MTG4.
2. PRINTED CIRCUIT ASSEMBLY IDENTIFICATION MUST BE IN ACCORDANCE WITH SPEC. 001-01101-0000.
3. WHERE APPLICABLE, LIQUID STAKE ALL FASTENERS PER SPEC. 001-01080-0000.
4. AFFIX A 0.6 INCH STRIP AND A 0.9 INCH STRIP OF 012-01005-0003 MYLAR TAPE AT 'A' AND 'B' RESPECTIVELY. TRIM OFF WIDTH OF 'A' TO FIT IN LOCATION AS SHOWN.
5. APPLY RTV (016-01082-0000) TO L1, L2, L5-L7, C1, C3, C12-C16, C18-C20, C25, C26, C28-C30, C32, C33, C35, R24, R54, AND T1.
   FOR AXIAL COMPONENTS , RTV IS TO BE APPLIED, AT A MINIMUM, TO BOTH SIDES, FOR THE ENTIRE LENGTH OF THE COMPONENT.
   FOR RADIAL AND STAND UP COMPONENTS, RTV TO BE APPLIED UNIFORMLY AROUND THE OUTSIDE PERIMETER FOR A MINIMUM OF 75%.
   IF BONDED COMPONENTS ARE ADJACENT TO EACH OTHER, RTV SHOULD BE APPLIED TO THE VERTICAL SEAM.

THIS DRAWING IS NOT COMPLETE WITHOUT PARTS LIST 200-09862-0000

NOTE: SHEET 3 IS A PRO-E DRAWING AND MAY NOT BE INCLUDED IN ELECTRONIC DATA PACKAGE.

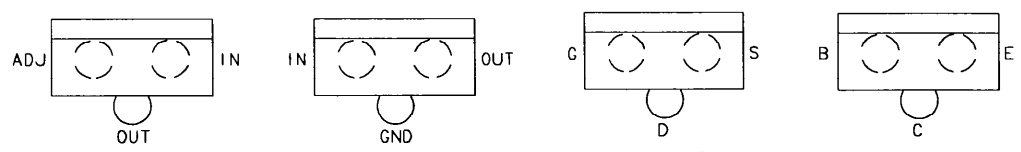

Proprietary Notice
This document and all information contained herein are the property of Honeywell International Inc, are provided in confidence, and may not be used, duplicated or disclosed to a third party, in whole or in part, without prior written permission from Honeywell International Inc.
Copyright 2001, 2002 Honeywell International Inc. All rights reserved.

066-01164-0101	KT 73				
NEXT ASSY.	UNIT				
D	718882	09/02	LUST		
C	716397	07/02	LUST		
B	713089	04/02	NIED		
A	712218	04/02	NIED		
-	703362	07/01	LUST		
REV	PRN/CO	DATE	BY		

MENTOR GRAPHICS DRAWING; TO BE MAINTAINED BY P.C. DESIGN

TOL. UNLESS NOTED: .XX ± // INCHES; .XXX ± .010 INCHES; ANGLES ± //

SIZE: D
Honeywell International Inc
Olathe, Kansas USA
CAGE: 22373
ELEC ENG: HUBER
MECH ENG: MATTHES
NAME: POWER SUPPLY
DRN: WEBER DATE: 3/01
CHK (EE) DATE
Honeywell
P/N RANGE: NONE
DOCUMENT NUMBER: 300-09862-0000
SHT 1 OF 3

THIS PAGE PRINTED September 17,2002; 9:34:58am; Sharon Lust

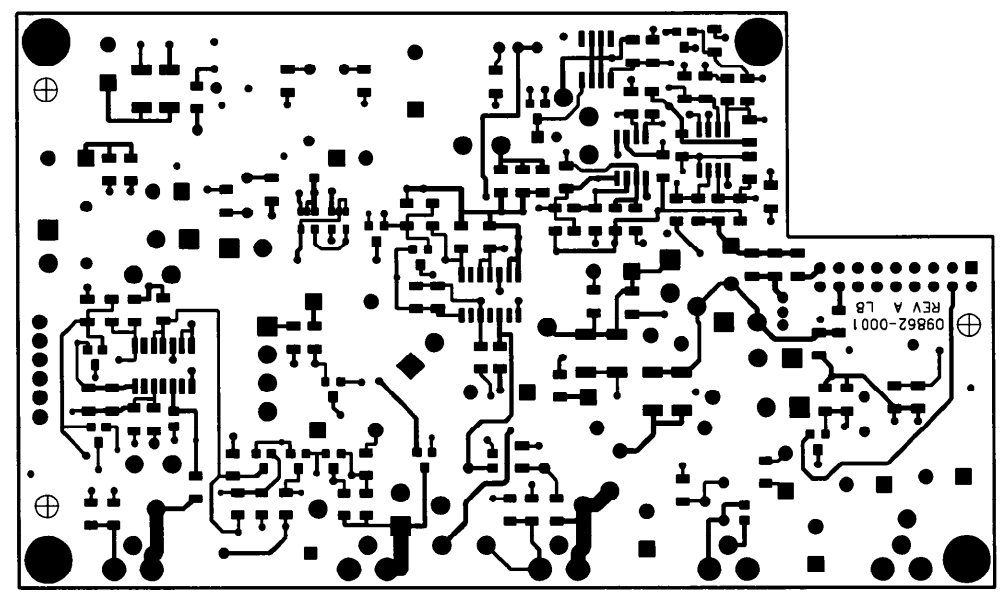

FARSIDE VIEW OF PC BOARD

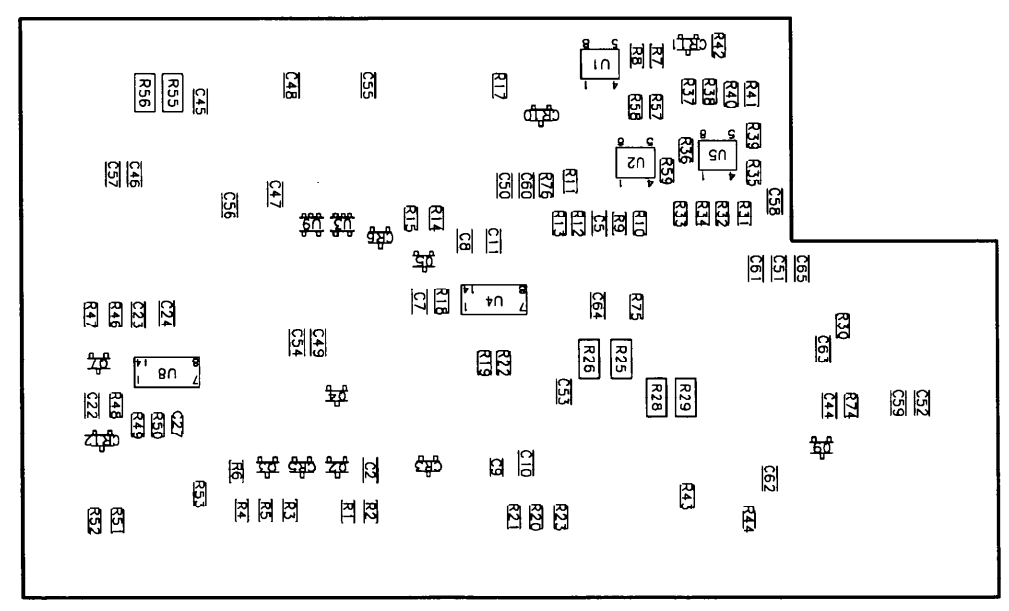

C
A A
BOTTOM SIDE:
CR3, CR5-CR6
CR10-CR12

C
B E
BOTTOM SIDE:
02-04, 09

C
B E
BOTTOM SIDE:
05, 07

321
4 5
BOTTOM SIDE:
U5, U9

THIS DRAWING IS NOT COMPLETE WITHOUT
PARTS LIST 200-09862-0000

MENTOR GRAPHICS DRAWING: TO BE MAINTAINED BY P.C. DESIGN

NEXT ASSY.				UNIT	
				REV	BY
				DATE	
				PRN/CD	
				REV	I A B C D

Honeywell International Inc
Olathe, Kansas USA CAGE: 22372

SIZE D
NAME
ELEC ENG HUDEK
MECH ENG MATTHES
DRN WEBER DATE 3/01
CHK (EE) DATE
P/N RANGE NONE
DOCUMENT NUMBER 300-09862-0000
SHT 2 OF 3

TOL. UNLESS NOTED
.XX ± # INCHES
.XXX ± .010 INCHES
ANGLES: #

POWER SUPPLY

Honeywell

REVISIONS			
REV	CO/PRN	DATE	BY
-	703362	07/01	DSM
A	712218	03/2002	DSM
B	713069	04/2002	DSM
C	716397	07/2002	E T
D	718882	9/2002	E T

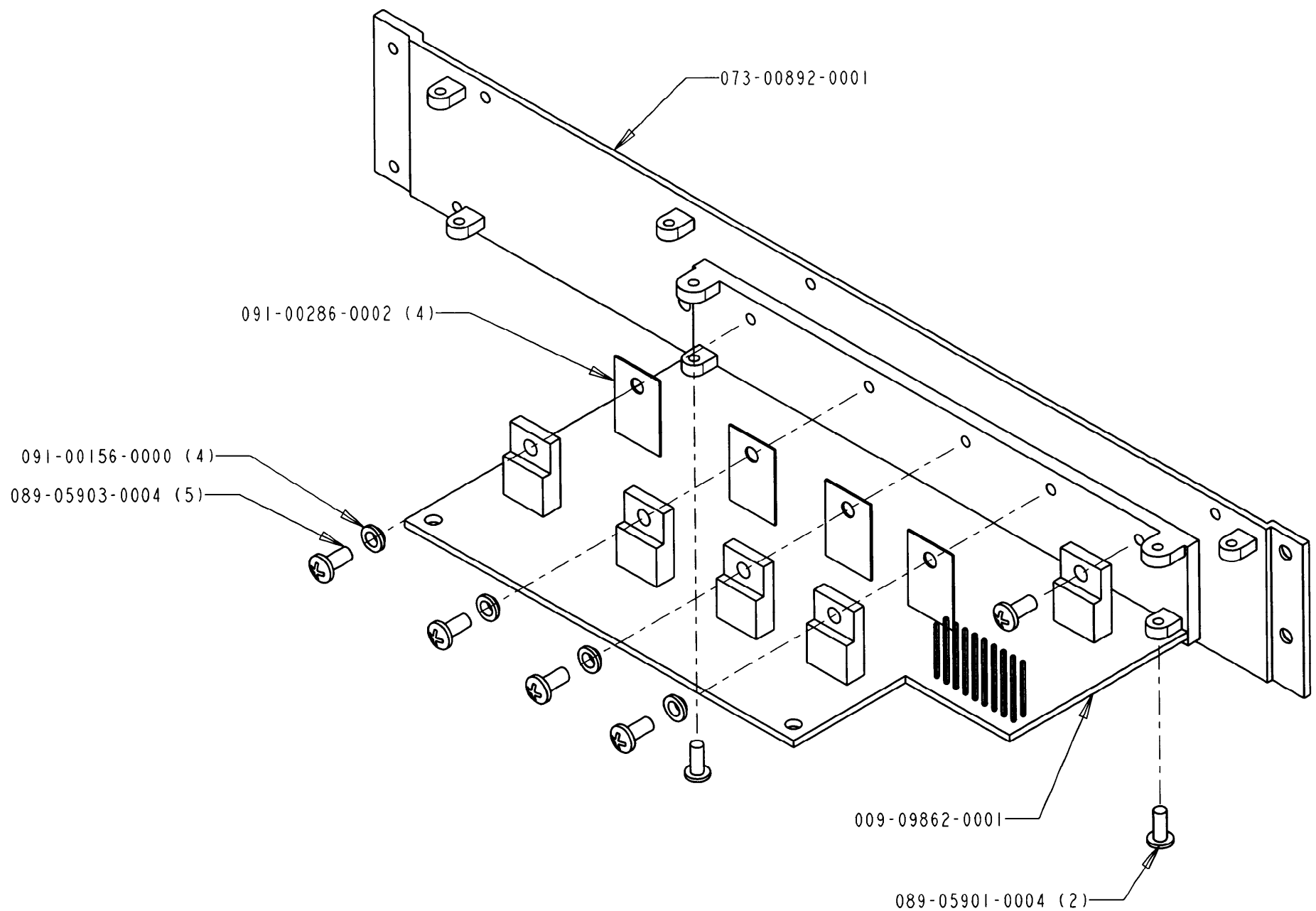

THIS DRAWING IS NOT COMPLETE WITHOUT
PARTS LIST 200-09862-0000

066-01164-0101	KT 73	TOL UNLESS NOTED .XX ±0.02 .XXX ±0.010 ANGLES ±0.5 °	CAGE: 22373		**Honeywell** Honeywell International Inc. Olathe, Kansas, USA	
NEXT ASSY	UNIT		ME D.MATTHES	THIRD ANGLE PROJECTION		
			EE J.HUBER			
		MATERIAL --	DRN DSM	SIZE B	NAME POWER SUPPLY	
			DATE 23-Mar-01			
		FINISH --	PRO/E FILENAMES 300-09862-0000 .dwg 200-09862-0000 ASSEM	SCALE 1.00	P/N RANGE --	DOCUMENT NUMBER 300-09862-0000 / SHT 3 OF 3

Honeywell International Inc. PROPRIETARY
This document and all information contained herein are the property of Honeywell International Inc. are provided in confidence, and may not be used, duplicated or disclosed to a third party, in whole or in part, without prior written written permission of Honeywell International Inc
Copyright 2001, 2002 Honeywell International Inc.
All rights reserved.

1.6 Released