

RF Exposure Report

Report No.: SA160809D13

FCC ID: ARS-PWMAW632A

Model No.: HSTND-9261-L

Received Date: Aug. 9, 2016

Test Date: Aug. 12 ~ 23, 2016

Issued Date: Aug. 26, 2016

Applicant: TOP VICTORY ELECTRONICS (TAIWAN) CO., LTD.

Address: 10F., No 230, Liancheng Rd., Zhonghe Dist., New Taipei City 23553, Taiwan

Issued By: Bureau Veritas Consumer Products Services (H.K.) Ltd., Taoyuan Branch

Lab Address: No. 47-2, 14th Ling, Chia Pau Vil., Lin Kou Dist., New Taipei City, Taiwan



This report is for your exclusive use. Any copying or replication of this report to or for any other person or entity, or use of our name or trademark, is permitted only with our prior written permission. This report sets forth our findings solely with respect to the test samples identified herein. The results set forth in this report are not indicative or representative of the quality or characteristics of the lot from which a test sample was taken or any similar or identical product unless specifically and expressly noted. Our report includes all of the tests requested by you and the results thereof based upon the information that you provided to us. You have 60 days from date of issuance of this report to notify us of any material error or omission caused by our negligence, provided, however, that such notice shall be in writing and shall specifically address the issue you wish to raise. A failure to raise such issue within the prescribed time shall constitute your unqualified acceptance of the completeness of this report, the tests conducted and the correctness of the report contents. Unless specific mention, the uncertainty of measurement has been explicitly taken into account to declare the compliance or non-compliance to the specification. The report must not be used by the client to claim product certification, approval, or endorsement by TAF or any government agencies.

Table of Contents

Release Control Record.....	3
1 Certificate of Conformity.....	4
2 RF Exposure	5
2.1 Test Setup.....	5
2.2 Test Instruments.....	5
2.3 Limits For Maximum Permissible Exposure (MPE).....	6
2.4 Test Point Description.....	6
3 Calculation Result Of Maximum Conducted Power	7
4 Photographs of the Test Configuration	9

Release Control Record

Issue No.	Description	Date Issued
SA160809D13	Original release.	Aug. 26, 2016

1 Certificate of Conformity

Product: LCD Monitor
(With Dual Mode Wireless Charger)

Brand: HP

Model No.: HSTND-9261-L

Sample Status: Engineering sample

Applicant: TOP VICTORY ELECTRONICS (TAIWAN) CO., LTD.

Test Date: Aug. 12 ~ 23, 2016

Standards: FCC Part 1 (Section 1.1307(b), 1.1310)

The above equipment has been tested by **Bureau Veritas Consumer Products Services (H.K.) Ltd., Taoyuan Branch**, and found compliance with the requirement of the above standards. The test record, data evaluation & Equipment Under Test (EUT) configurations represented herein are true and accurate accounts of the measurements of the sample's EMC characteristics under the conditions specified in this report.

Prepared by :



,

Date:

Aug. 26, 2016

Celia Chen / Supervisor

Approved by :



,

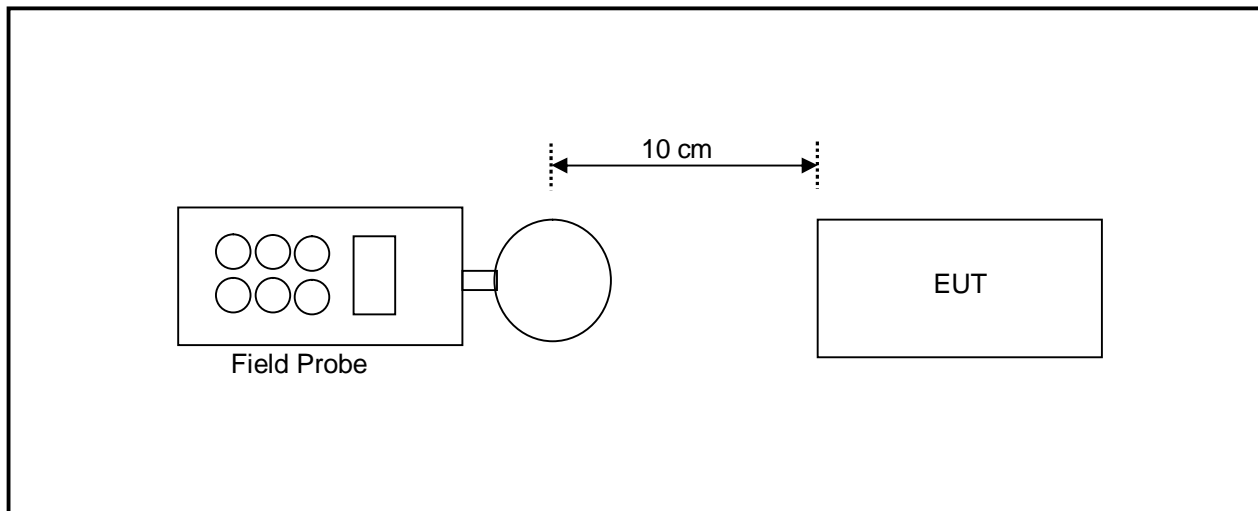
Date:

Aug. 26, 2016

Rex Lai / Assistant Manager

2 RF Exposure

2.1 Test Setup



Note: Measurements should be made from all sides and the top of the primary/client pair, with the 10 cm measured from the center of the probe(s) to the edge of the device.

2.2 Test Instruments

Description	Brand	Model No.	Frequency Range	Calibrated Date	Calibrated Until
Broadband Field Meter	NARDA	NBM-550	-	Feb. 9, 2016	Feb. 8, 2018
Magnetic Field Meter	NARDA	ELT-400	1 – 400kHz	Feb. 11, 2016	Feb. 10, 2018
Magnetic Probe	NARDA	HF-3061	300kHz – 30MHz	Feb. 9, 2016	Feb. 8, 2018
Magnetic Probe	NARDA	HF-0191	27 – 1000MHz	Feb. 9, 2016	Feb. 8, 2018
Broadband Field Meter	NARDA	NBM-550	-	Feb. 9, 2016	Feb. 8, 2018
Electric Field Meter	COMBINOVA	EFM 200	5Hz – 400kHz	Oct. 16, 2015	Oct. 15, 2016
E-Field Probe	NARDA	EF-0391	100kHz – 3GHz	Feb. 9, 2016	Feb. 8, 2018
E-Field Probe	NARDA	EF-6091	100MHz – 60GHz	Feb. 9, 2016	Feb. 8, 2018

NOTE: 1. The calibration interval of the above test instruments is 12/24 months and the calibrations are traceable to NML/ROC and NIST/USA.
2. The test was performed in Chia Pau RF Chamber

2.3 Limits For Maximum Permissible Exposure (MPE)

§ 1.1310 The criteria listed in table 1 shall be used to evaluate the environmental impact of human exposure to radiofrequency(RF) radiation as specified in § 1.1307(b), except in the case of portable devices which shall be evaluated according to the provisions of § 2.1093 of this chapter.

TABLE 1—LIMITS FOR MAXIMUM PERMISSIBLE EXPOSURE (MPE)

Frequency range (MHz)	Electric field strength (V/m)	Magnetic field strength (A/m)	Power density (mW/cm ²)	Averaging time (minutes)
(A) Limits for Occupational/Controlled Exposures				
0.3–3.0	614	1.63	*(100)	6
3.0–30	1842/f	4.89/f	*(900/f ²)	6
30–300	61.4	0.163	1.0	6
300–1500			f/300	6
1500–100,000			5	6
(B) Limits for General Population/Uncontrolled Exposure				
0.3–1.34	614	1.63	*(100)	30
1.34–30	824/f	2.19/f	*(180/f ²)	30
30–300	27.5	0.073	0.2	30
300–1500			f/1500	30
1500–100,000			1.0	30

f = frequency in MHz

* = Plane-wave equivalent power density

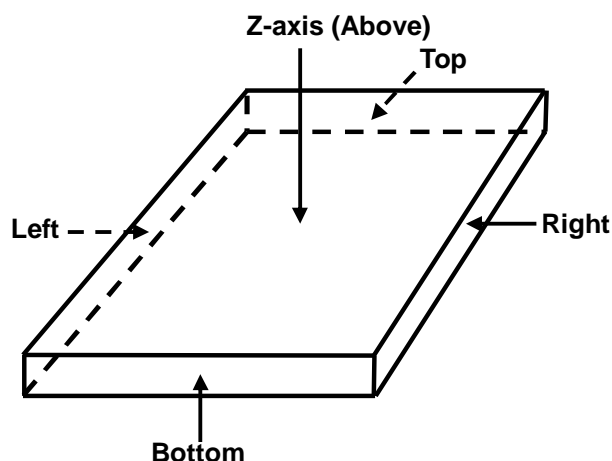
NOTE 1 TO TABLE 1: Occupational/controlled limits apply in situations in which persons are exposed as a consequence of their employment provided those persons are fully aware of the potential for exposure and can exercise control over their exposure. Limits for occupational/controlled exposure also apply in situations when an individual is transient through a location where occupational/controlled limits apply provided he or she is made aware of the potential for exposure.

NOTE 2 TO TABLE 1: General population/uncontrolled exposures apply in situations in which the general public may be exposed, or in which persons that are exposed as a consequence of their employment may not be fully aware of the potential for exposure or can not exercise control over their exposure.

680106 D01 RF Exposure Wireless Charging Apps v02

Aggregate leakage fields at 10 cm surrounding the device from all simultaneous transmitting coils are demonstrated to be less than 30% of the MPE limit.

2.4 Test Point Description



3 Calculation Result Of Maximum Conducted Power

For Qi: 135kHz

E-Field Measurement (10cm)					
EUT Side	Left	Right	Top	Bottom	Z-axis (Above)
Max E-field (V/m)	0.64	0.43	0.41	0.32	0.3
Limit 614 (V/m)	614	614	614	614	614
Margin (V/m)	-613.36	-613.57	-613.59	-613.68	-613.7
70% of the limit (V/m)	429.8	429.8	429.8	429.8	429.8
70% of the Margin (V/m)	-429.352	-429.499	-429.513	-429.576	-429.59

H-Field Measurement (10cm)					
EUT Side	Left	Right	Top	Bottom	Z-axis (Above)
Max H-field (A/m)	0.094	0.12	0.153	0.155	0.162
Limit 1.63 (A/m)	1.63	1.63	1.63	1.63	1.63
Margin (A/m)	-1.536	-1.51	-1.477	-1.475	-1.468
70% of the limit (A/m)	1.141	1.141	1.141	1.141	1.141
70% of the Margin (A/m)	-1.0752	-1.057	-1.0339	-1.0325	-1.0276

Measurements was made from all sides and the top of the primary/client pair, with the 10 cm measured from the center of the probe(s) to the edge of the device. The highest emission level was recorded.

For AirFuel: 148kHz


E-Field Measurement (10cm)					
EUT Side	Left	Right	Top	Bottom	Z-axis (Above)
Max E-field (V/m)	3.7	0.56	3.06	0.3	0.32
Limit 614 (V/m)	614	614	614	614	614
Margin (V/m)	-610.3	-613.44	-610.94	-613.7	-613.68
70% of the limit (V/m)	429.8	429.8	429.8	429.8	429.8
70% of the Margin (V/m)	-427.21	-429.408	-427.658	-429.59	-429.576

H-Field Measurement (10cm)					
EUT Side	Left	Right	Top	Bottom	Z-axis (Above)
Max H-field (A/m)	0.112	0.205	0.195	0.135	0.184
Limit 1.63 (A/m)	1.63	1.63	1.63	1.63	1.63
Margin (A/m)	-1.518	-1.425	-1.435	-1.495	-1.446
70% of the limit (A/m)	1.141	1.141	1.141	1.141	1.141
70% of the Margin (A/m)	-1.0626	-0.9975	-1.0045	-1.0465	-1.0122


Measurements was made from all sides and the top of the primary/client pair, with the 10 cm measured from the center of the probe(s) to the edge of the device. The highest emission level was recorded.

4 Photographs of the Test Configuration

E-Field Measurement (10cm) - For Qi



E-Field Measurement (10cm) - For AirFuel



--- END ---