


PHOTOGRAPHS OF THE TEST CONFIGURATION


CONDUCTED EMISSION TEST - Mode A





CONDUCTED EMISSION TEST - Mode B




RADIATED EMISSION TEST - Mode A (For Frequency range below 30MHz)



RADIATED EMISSION TEST - Mode B (For Frequency range below 30MHz)



RADIATED EMISSION TEST - Mode A (For Frequency range 30 ~ 1000MHz)



RADIATED EMISSION TEST - Mode B (For Frequency range 30 ~ 1000MHz)

