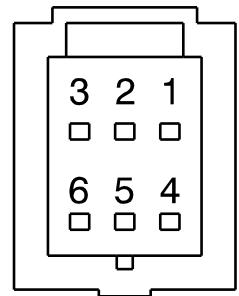
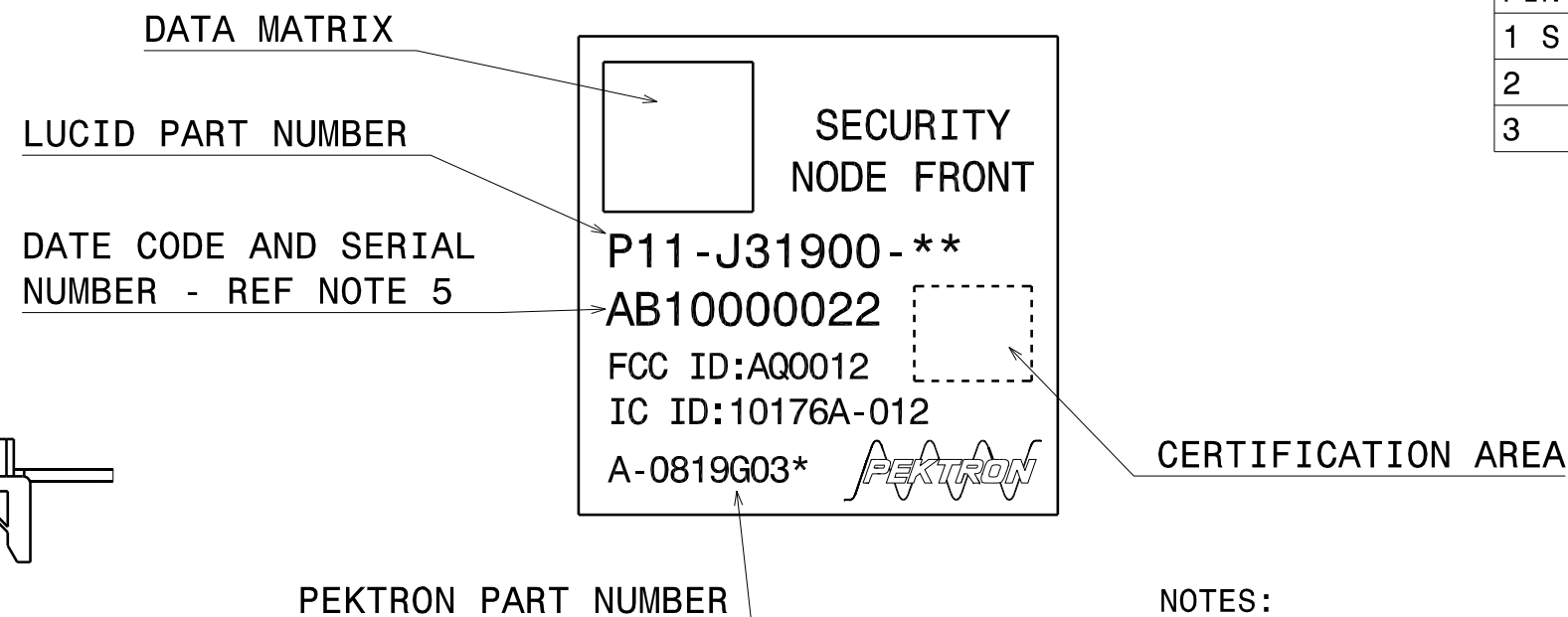
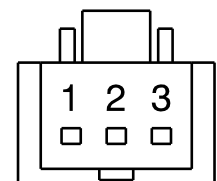


PIN	SIGNAL
1 S	POWER /ADDRESS 1
2	POWER /ADDRESS 3
3	POWER /ADDRESS 2
4 S	CAN -FD HIGH
5	CAN -FD LOW
6	GND

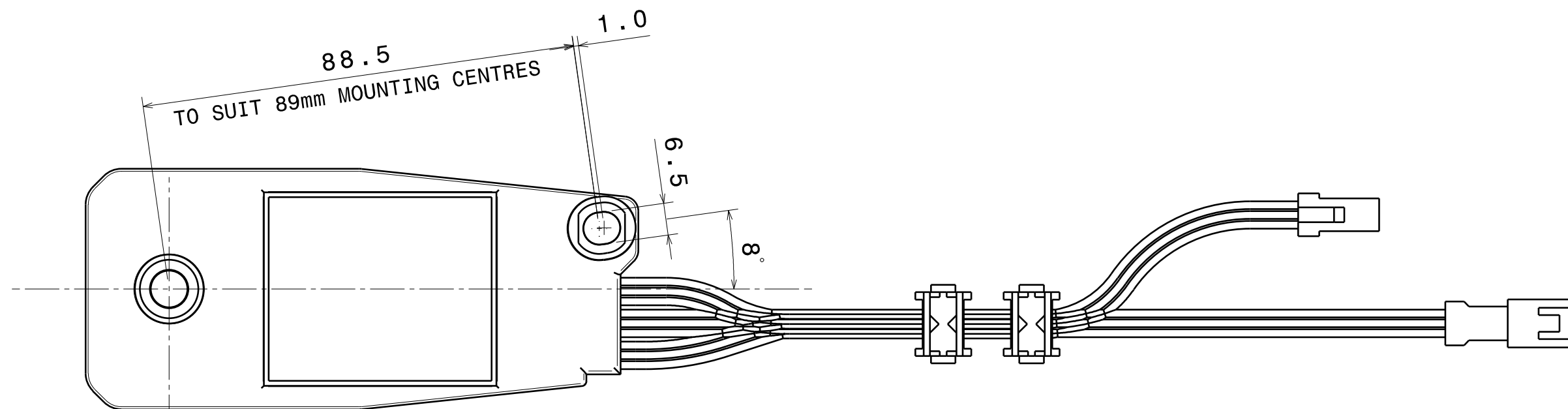


LF ANTENNA INTERFACE
CN2 = JST 03R-JWPF-VSLE-S
VIEW INTO FACE OF CONNECTOR
S = STRIPE WIRE

PIN	SIGNAL
1 S	LF ANTENNA CONN. 1
2	NOT CONNECTED
3	LF ANTENNA CONN. 2



Section view A-A



ITEM	PART NUMBER	DESCRIPTION	QTY	MATERIAL	COLOUR
1	MPP-0819P15*	OVERMOULD 1 - G05	1	TPE	BLACK
2	MPP-0819P16*	OVERMOULD 2	1	TPE	BLACK
3	MPP-0819P13*	COMP LIMITER	1	30%GF PA	BLACK
4	MPP-0819P14*	COMP LIMITER	1	30%GF PA	BLACK
5	PCB-0819AY2*	G05 POPULATED PCB	1	FR4	-
6	HAR-0819P06*	3 WAY HARNESS	1	SEE PART DWG	-
7	HAR-0819P05*	6 WAY HARNESS	1	SEE PART DWG	-
8	LBL-0819P18*	LABEL	1	POLYESTER	WHITE
9	TYR-082651	TIE WRAP	2	PA	BLACK

[illegible]

ALL DIMENSION ARE IN mm UNLESS OTHERWISE STATED

TOLERANCES

NO DECIMAL PLACES + / - 0.5mm

1 DECIMAL PLACES + / - 0.2mm

2 DECIMAL PLACES + / - 0.1mm

ANGULAR TOLERANCES + / - 1.0 DEGREES U.O.S

MACHINING BURRS/MOULDING FLASH TO BE REMOVED

DO NOT SCALE DRAWING

PARTS ARE TO BE CLEAN AND DRY



IMPORTANT: CONFIDENTIALITY NOTICE

THIS DRAWING AND THE INFORMATION CONTAINED WITHIN IT ARE THE PROPERTY OF PEKTRON GROUP LIMITED AND MUST BE HELD IN STRICT CONFIDENCE BY THE RECIPIENT. THIS DRAWING IS SUPPLIED TO YOU ON THE UNDERSTANDING THAT IT IS TO BE KEPT IN STRICT CONFIDENCE AND NOT TO BE REPRODUCED OR DISCLOSED TO ANY OTHER PERSON OR ORGANIZATION WITHOUT THE WRITTEN PERMISSION OF PEKTRON GROUP LIMITED.

THIS DRAWING AND THE INFORMATION CONTAINED WITHIN IT:

1. MAY NOT UNDER ANY CIRCUMSTANCES BE DISCLOSED BY THE RECIPIENT TO ANY THIRD PARTY OR BE REPRODUCED OR DISCLOSED TO ANY OTHER PERSON OR ORGANIZATION WITHOUT THE WRITTEN PERMISSION OF PEKTRON GROUP LIMITED.

2. THE INFORMATION CONTAINED WITHIN IT IS STRICT CONFIDENTIAL AND:

3. THE RECIPIENT SHALL BE REQUIRED TO RETURN TO PEKTRON GROUP LIMITED, ANY PATENTS, PATENT APPLICATIONS, OR DESIGN APPLICATIONS, REGISTERED DESIGNS, TOPOGRAPHY RIGHTS, DESIGN RIGHTS, OR COPYRIGHTS ARISING FROM THE USE OF THIS DRAWING AND/OR THE INFORMATION CONTAINED HEREIN, UPON THE COMPLETION OF THE PROJECT FOR WHICH IT WAS PROVIDED.

ED HT	TITLE		FRONT SECURITY NODE	
	SCALE NTS	MATERIAL	SEE PARTS LIST	
	FRAME SIZE A2	FINISH	SEE PARTS	
	CHECKED	A. Ashby	APPROVED	C. Beal
	DRG No: 0819G03B			