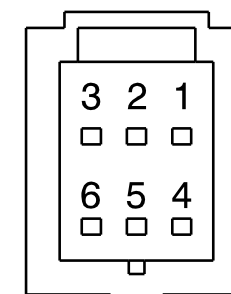
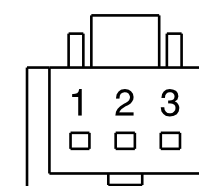


PIN	SIGNAL
1 S	POWER / ADDRESS 1
2	POWER / ADDRESS 3
3	POWER / ADDRESS 2
4 S	CAN-FD HIGH
5	CAN-FD LOW
6	GND



LF ANTENNA INTERFACE  
CN2 = JST 03R-JWPF-VSLE-S  
VIEW INTO FACE OF CONNECTOR  
S = STRIPE WIRE


PIN	SIGNAL
1 S	LF ANTENNA CONN. 1
2	NOT CONNECTED
3	LF ANTENNA CONN. 2



LUCID PART NUMBER

DATE CODE AND SERIAL  
NUMBER - REF NOTE 5

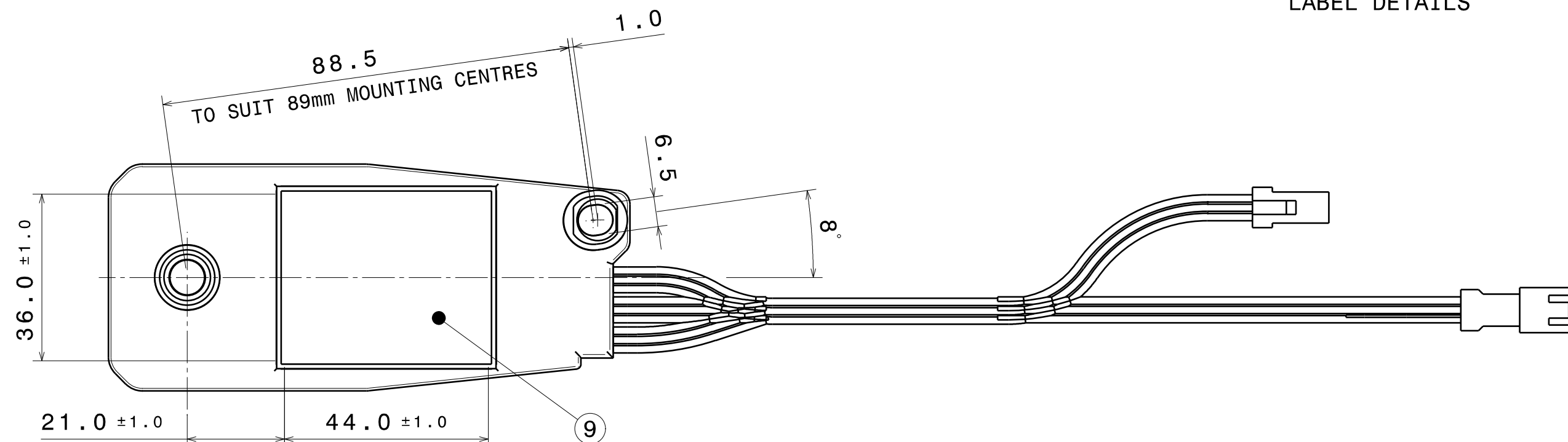
PEKTRON PART NUMBER



CERTIFICATION AREA

Section view A-A

## LABEL DETAILS



NOTES:

1. COMPLIES WITH PEKTRON PRODUCT DESIGN SPECIFICATION: PDS0819-20
2. WEIGHT APPROX. 55g
3. PART COMPLIANT WITH END OF LIFE VEHICLES DIRECTIVE (2000-53-EC). ALL MATERIAL USED IN THE MANUFACTURE OF THIS PART RoHS COMPLAINT
4. EACH B PILLAR NODE IS SUPPLIED WITH A 6 WAY EXTENSION HARNESS, TO MATE WITH CN1. REFER TO DRAWING SHEET 2.
5. DATE EXAMPLE A B 10000022 A = PRODUCTION YEAR, A=2021, B=2022 etc  
B = PRODUCTION MONTH A=JAN, B=FEB, C=MAR, D=APR etc,  
1 = TEST SET ID NUMBER 0000022 = UNIT SERIAL NUMBER
- 6.\* INDICATES THE LATEST ISSUE LEVEL

ITEM	PART NUMBER	DESCRIPTION	QTY	MATERIAL	COLOUR
1	MPP-0819P19*	OVERMOULD 1 - G08	1	TPE	BLACK
2	MPP-0819P20*	OVERMOULD 2	1	TPE	BLACK
3	MPP-0819P13*	COMP LIMITER	1	30%GF PA	BLACK
4	MPP-0819P14*	COMP LIMITER	1	30%GF PA	BLACK
5	PCB-0819AY2*	G04 POPULATED PCB	1	FR4	-
6	HAR-0819P06*	3 WAY HARNESS	1	SEE PART DWG	-
7	HAR-0819P05*	6 WAY HARNESS	1	SEE PART DWG	-
8	LBL-0819P18*	LABEL	1	POLYESTER	WHITE
9	ADH-0819P10*	ADHESIVE	1	3M PX5015	GREY

[illegible]

ALL DIMENSION ARE IN mm UNLESS OTHERWISE STATED

TOLERANCES  
NO DECIMAL PLACES + / - 0.5mm  
1 DECIMAL PLACES + / - 0.2mm  
2 DECIMAL PLACES + / - 0.1mm  
ANGULAR TOLERANCES + / - 1.0 DEGREES U.O.S

MACHINING BURRS/MOULDING FLASH TO BE REMOVED  
DO NOT SCALE DRAWING  
PARTS ARE TO BE CLEAN AND DRY



IMPORTANT: CONFIDENTIALITY NOTICE

THIS DRAWING AND THE INFORMATION CONTAINED WITHIN IT ARE THE PROPERTY OF PETKRON GROUP LIMITED AND MUST BE HELD IN STRICT CONFIDENCE BY THE RECIPIENT. THIS DRAWING IS SUPPLIED TO YOU ON THE UNDERSTANDING THAT IT IS NOT TO BE REPRODUCED, COPIED, EITHER WHOLLY OR IN PART, OR IN ANY MANNER, NOR IS IT TO BE DISCLOSED TO ANY OTHER PERSON. ANY REPRODUCTION OR DISCLOSURE IN THIS DRAWING OR NO COPY IS TO BE MADE EITHER IN PART OR IN WHOLE WITHOUT WRITTEN PERMISSION OF PETKRON GROUP LIMITED.

THIS DRAWING AND THE INFORMATION CONTAINED WITHIN IT:

1. MAY NOT UNDER ANY CIRCUMSTANCES BE DISCLOSED BY THE RECIPIENT TO ANY THIRD PARTY WITHOUT THE WRITTEN PERMISSION OF PETKRON GROUP LIMITED TO USE THIS DRAWING AND THE INFORMATION CONTAINED WITHIN IT STRICT CONFIDENCE; AND

2. MAY BE DESTROYED, DISPOSED OF, OR REPRODUCED BY PETKRON GROUP LIMITED, ANY PATENTS AND/OR DESIGN APPLICATIONS, REGISTERED DESIGNS, TOPOGRAPHY RIGHTS, DESIGN RIGHTS, OR COPYRIGHTS ARISING FROM THE USE OF THIS DRAWING AND/OR THE INFORMATION CONTAINED WITHIN IT, WITHOUT CONSIDERATION OF ANY OTHER RIGHTS.

TITLE		INTERIOR SECURITY NODE	
ED HT	SCALE NTS	MATERIAL	SEE PARTS LIST
	FRAME SIZE A2	FINISH	SEE PARTS
	CHECKED	A. Ashby	APPROVED C. Beal
DRG No :		0819G07B	