

Test Setup Photos

EMI - Radiated Measurement Photos

Semi-anechoic Chamber #1

FCC Section(s)	RSS Section(s)	Test Items	
15.205 & 209 / 407(b)(5) & (b)(6)	6.2.1 /6.2.2(q1)(v) /6.3	General Field Strength Limits (Restricted Bands and Radiated Emission Limits)	Tx
15.205 & 209 / 407(b)(5) & (b)(6)	6.2.1 / 6.2.2(q1)(v) /7.3	General Field Strength Limits (Radiated Emission Limits)	Rx

ThinkPad T40 Series



Front view



Rear view

ThinkPad X30 Series



Front view




Rear view

EMI - Conducted Measurement Photos

EMI conducted room (shield room)

FCC Section(s)	RSS Section(s)	Test Items	
15.207 / 407(b)(5)	6.2.2 (q1)(v) / 6.6	AC Wireline Conducted Emissions 150kHz- 30MHz	Tx
15.207 / 407(b)(5)	6.2.2(q1)(v) / 7.4	AC Wireline Conducted Emissions 150KHz - 30MHz	Rx

ThinkPad T40 Series



ThinkPad X30 Series





Conducted Measurement Photos


EMI Semi-anechoic Chamber #1, Operation Room

FCC Section(s)	RSS Section(s)	Test Items	
15.407(a)(1), (2)	6.2.2 (q1)(iv)(b)	Bandwidth at 26 dB below	Tx
	6.2.2 (q1)(i)(ii)	Conducted peak transmit output power	
		Peak Power Spectral Density	
N/A	6.2.2 (q1)(iv)(b)	Power Spectral Density	
15.407(a)(6)	N/A	Peak Excursion Ratio	

ThinkPad T40 Series



ThinkPad X30 Series



Antenna cable