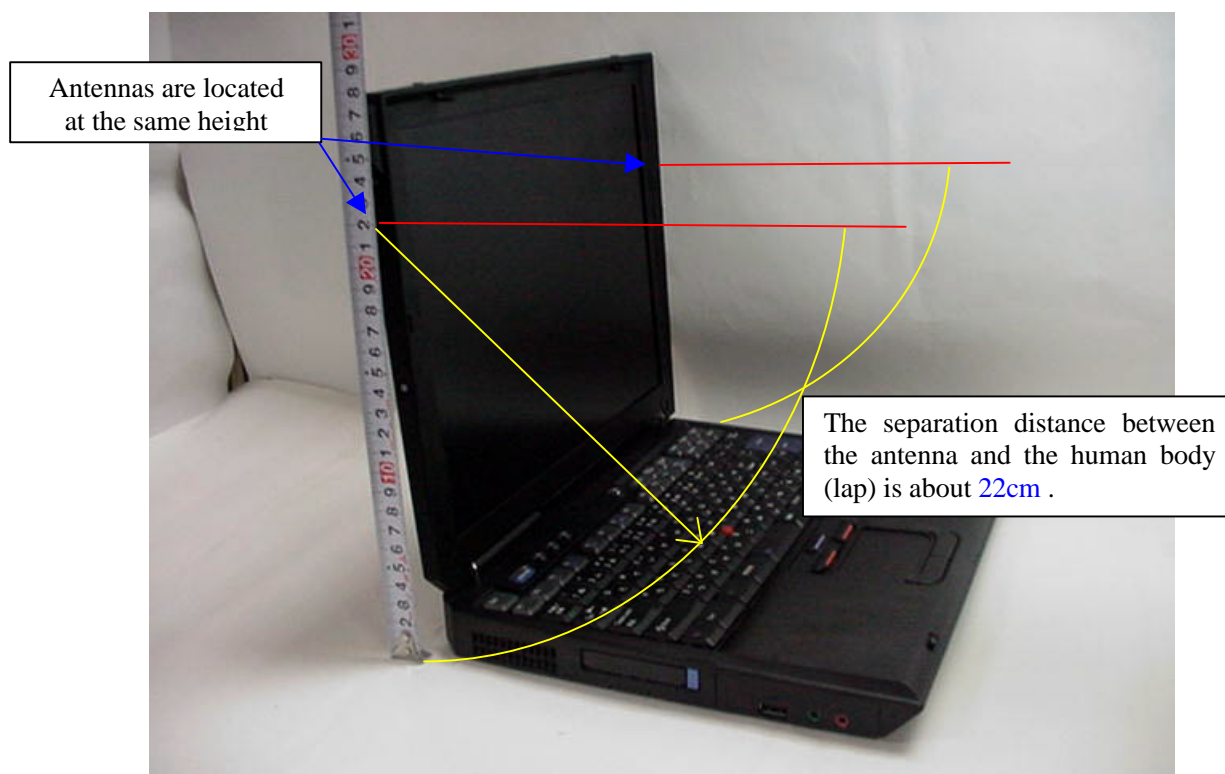


RF Exposure evaluation

1. RF Exposure evaluation for the applying transmitter

As shown in the following photo, both main and auxiliary WLAN antennas of the applying laptop PC, IBM ThinkPad R40 Series, are located at the top of display (LCD) bezel. The separation distances between the antennas and the human body are 20cm or more. Therefore the laptop PC can be categorized as a mobile device by FCC CFR 47 Section 2.1091.



[MPE evaluation]

The following table shows the highest conducted peak output power values measured for each transmission mode and the maximum peak antenna gains of the applying modular device.

Transmission mode	P : conducted peak output power	Test report number	G : peak antenna gain
2.4GHz band DSSS	17.3dBm (51.3mW)	FCC 19-0224-0	+ 0.83 dBi
2.4GHz band OFDM	17.4dBm (49.0mW)	FCC 19-0237-0	+ 0.83 dBi
5.8GHz band OFDM	16.7dBm (55.0mW)	FCC 19-0224-0	+ 0.85 dBi

With those results, the maximum power density at 20cm distance is calculated as follows.

Transmission mode	EIRP = P + G (dBm)	EIRP (mW)	Max. power density $S = \text{EIRP} / (4 \times 20^2 \times \pi)$
2.4GHz band DSSS	18.13	65.0	0.0129 mW/ cm ²
2.4GHz band OFDM	18.23	65.5	0.0130 mW/ cm ²
5.8GHz bnad OFDM	17.6	57.4	0.0114 mW/ cm ²

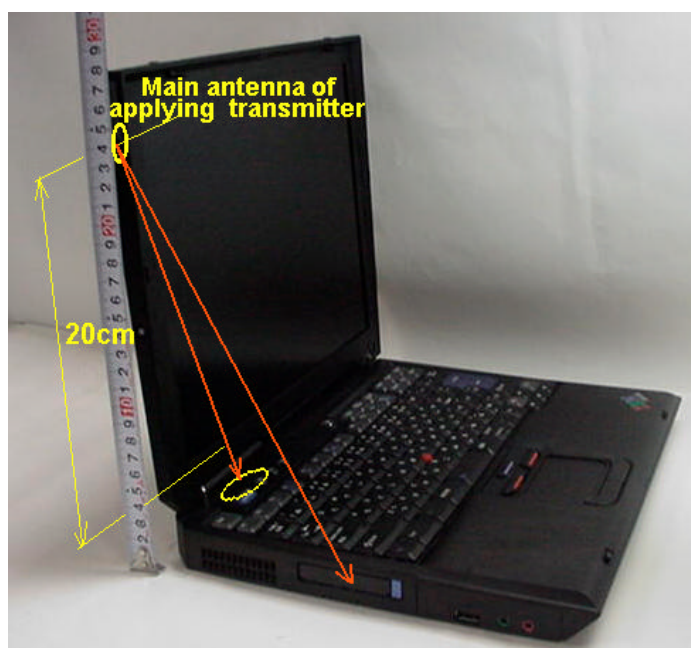
Since the applying modular transmitter device does not function to emit the radio frequency from both diversity antennas simultaneously, the above results are the maximum values of RF exposure to the persons, and are far below the MPE limit (1.0 mW/ cm²). Therefore the LMA transmitter meets the MPE requirements for general Population/Uncontrolled exposure.

2. RF Exposure evaluation for co-located Bluetooth transmitters

The applying laptop PC (ThinkPad R40 Series) supports three kinds of Bluetooth devices as follows.

	FCC ID	Grantee Name	Product Name	Granted Date	ERP in FCC test report
User's option	PI4BT-ULTRA	TDK Systems Europe Ltd.	Bluetooth Ultraport Module	May/22/2001	1.4 mW
	PI4BT-IBM-PCII		Bluetooth PC Card II	August/21/2001	1.0mW
Built-in type LMA transmitter	ANO20020100MTN	IBM Japan, Ltd.	IBM integrated Bluetooth with 56K Modem	February/26/2003	2.5mW

[Interfaces to connect Wireless options](#)



The main and auxiliary antennas placed at LCD section of the host device (ThinkPad R40 Series) are assembled apart from each Bluetooth antenna shown in the previous page with 20 cm or more.

Therefore the RF exposure evaluation for those Bluetooth transmitters is allowed to be examined independently of the applying WLAN antennas. In other word, the SAR testing for the applying transmitter in co-locating with those Bluetooth options is not required thanks to the following reasons.

When a customer operates the applying PC on one's lap, the sufficient separation distance (minimum 20cm) between the above Bluetooth antennas and the person's body (lap) can not be maintained.

But the footnote of the Section 3 in Supplement C to OET Bulletin 65 states "¹⁴ If a device, its antenna or other radiating structures are operating at closer than 2.5 cm from a person's body or in contact with the body, SAR evaluation may be necessary when the output is more than 50 – 100 mW, depending on the device operating configurations and exposure conditions."

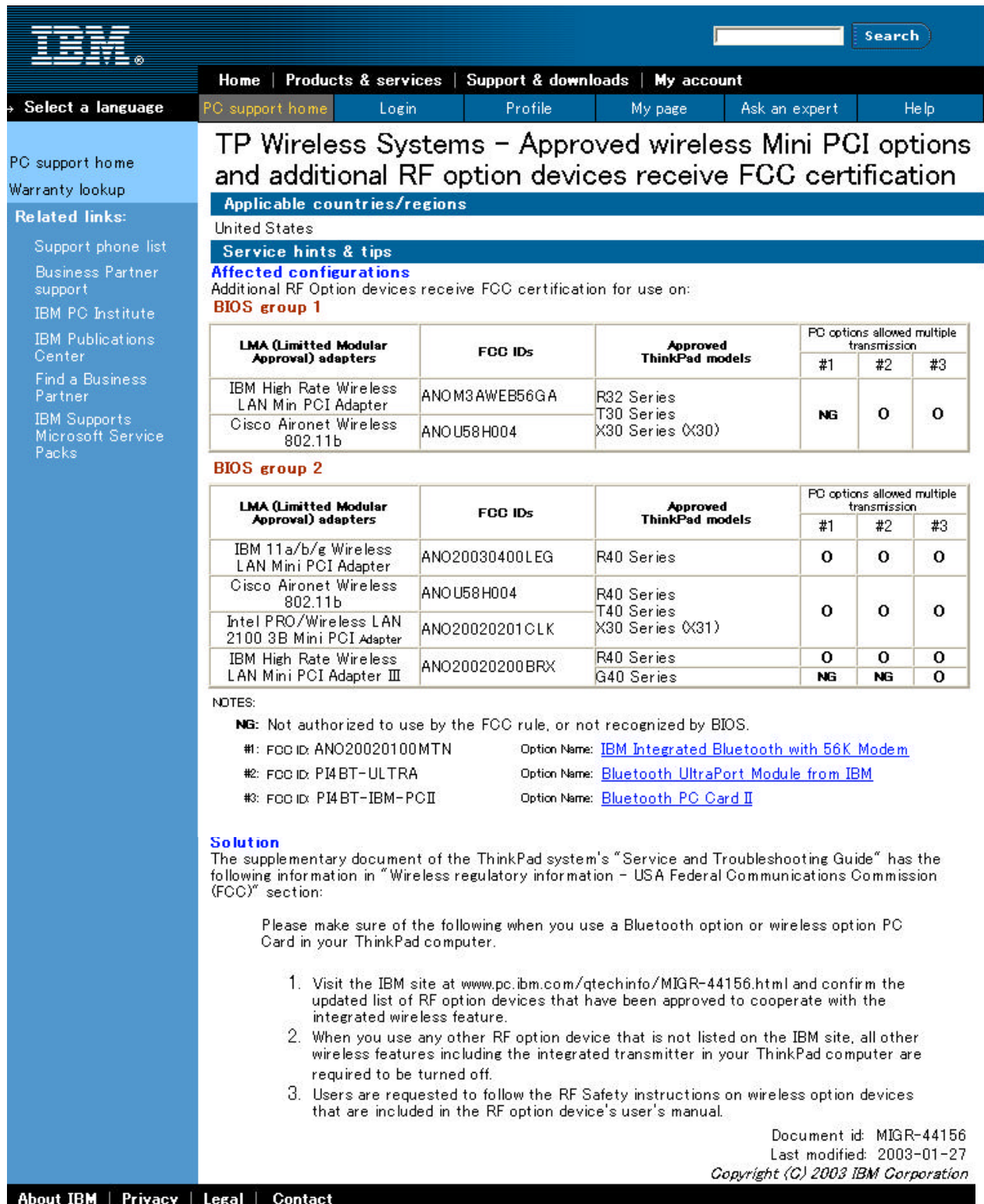
The total output power of the three Bluetooth transmitters in the previous table does not exceed 5mW. Therefore these transmitters also satisfy the RF exposure evaluation regarding CFR 47 Part 15.247(b)(4) without a SAR compliance test report, and can operate with the applying transmitter simultaneously.

IBM Web site guides to customers about the **grant condition** concerning those collaborating transmitter devices. See the next page.

4. IBM Web site for user's guidance concerning the co-located transmitters

Note) The info for the applying LMA transmitter is not available until the product announcement.

<http://www.pc.ibm.com/qtechinfo/MIGR-43693.html>



The screenshot shows the IBM PC support website. The main heading is "TP Wireless Systems – Approved wireless Mini PCI options and additional RF option devices receive FCC certification". Below this, there are sections for "Applicable countries/regions" (United States), "Service hints & tips", and "Affected configurations". The "Affected configurations" section lists additional RF Option devices that receive FCC certification for use on BIOS group 1 and BIOS group 2. Each group has a table with columns for LMA (Limited Modular Approval) adapters, FCC IDs, Approved ThinkPad models, and PC options allowed multiple transmission (Yes/No).

BIOS group 1

LMA (Limited Modular Approval) adapters	FCC IDs	Approved ThinkPad models	PC options allowed multiple transmission		
			#1	#2	#3
IBM High Rate Wireless LAN Mini PCI Adapter	ANO M3AWE B56GA	R32 Series T30 Series X30 Series (X30)	NG	O	O
Cisco Aironet Wireless 802.11b	ANO U58H004				

BIOS group 2

LMA (Limited Modular Approval) adapters	FCC IDs	Approved ThinkPad models	PC options allowed multiple transmission		
			#1	#2	#3
IBM 11a/b/g Wireless LAN Mini PCI Adapter	ANO20030400LEG	R40 Series	O	O	O
Cisco Aironet Wireless 802.11b	ANO U58H004	R40 Series T40 Series X30 Series (X31)	O	O	O
Intel PRO/Wireless LAN 2100 3B Mini PCI Adapter	ANO20020201CLK				
IBM High Rate Wireless LAN Mini PCI Adapter III	ANO20020200BRX	R40 Series G40 Series	O	O	O

NOTES:

NG: Not authorized to use by the FCC rule, or not recognized by BIOS.

#1: FCC ID: ANO20020100MTN Option Name: [IBM Integrated Bluetooth with 56K Modem](#)

#2: FCC ID: PI4BT-ULTRA Option Name: [Bluetooth UltraPort Module from IBM](#)

#3: FCC ID: PI4BT-IBM-PCI2 Option Name: [Bluetooth PC Card II](#)

Solution

The supplementary document of the ThinkPad system's "Service and Troubleshooting Guide" has the following information in "Wireless regulatory information – USA Federal Communications Commission (FCC)" section:

Please make sure of the following when you use a Bluetooth option or wireless option PC Card in your ThinkPad computer.

1. Visit the IBM site at www.pc.ibm.com/qtechinfo/MIGR-44156.html and confirm the updated list of RF option devices that have been approved to cooperate with the integrated wireless feature.
2. When you use any other RF option device that is not listed on the IBM site, all other wireless features including the integrated transmitter in your ThinkPad computer are required to be turned off.
3. Users are requested to follow the RF Safety instructions on wireless option devices that are included in the RF option device's user's manual.

Document id: MIGR-44156
Last modified: 2003-01-27
Copyright (C) 2003 IBM Corporation