

## **Modification on FCC ID : AJXFT3809**

The FCC ID : AJXFT3809 applies to Toshiba cordless phone FT-3809.

The same Class II Permissive Change was granted to electrically identical VTECH VT9108 & Sony SPP-900 (FCC ID: EW780-4177-B6).

Hence, the title on the schematic diagrams in this application may be marked as other models, but those are equivalent to Toshiba FT-3809.

The modification made is basically replacing the 2 ceramic filters & a few components by a Saw Duplexer.

Details component changes are list as follows :-

Handset RF board :

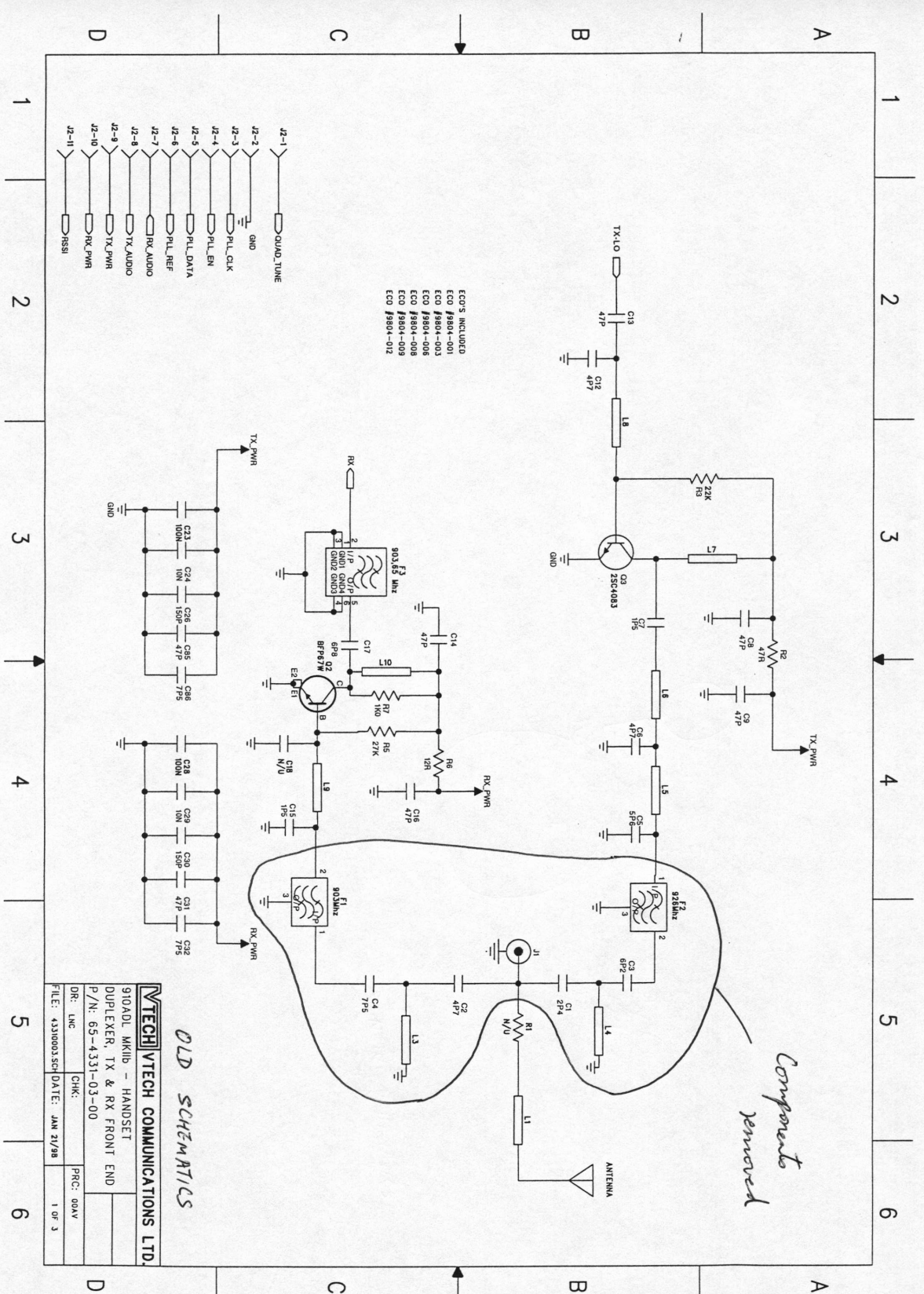
- 1) Remove ceramic filter F1, F2
- 2) Remove inductor L3, L4
- 3) Remove capacitor C2, C3, C4
- 4) Add Saw Duplexer F1

Base RF board :

- 5) Remove ceramic filter F1, F2
- 6) Remove inductor L3, L4
- 7) Remove capacitor C1, C2, C3, C4
- 8) Add Saw Duplexer F1

---

|         |              |                    |           |
|---------|--------------|--------------------|-----------|
| Handset | RF circuitry | Sheet 1 of 3 (old) | -- Page 2 |
| Handset | RF circuitry | Sheet 1 of 3 (new) | -- Page 3 |
| Handset | RF circuitry | Sheet 2 of 3       | -- Page 4 |
| Handset | RF circuitry | Sheet 3 of 3       | -- Page 5 |
| Base    | RF circuitry | Sheet 1 of 3 (old) | -- Page 6 |
| Base    | RF circuitry | Sheet 1 of 3 (new) | -- Page 7 |
| Base    | RF circuitry | Sheet 2 of 3       | -- Page 8 |
| Base    | RF circuitry | Sheet 3 of 3       | -- Page 9 |



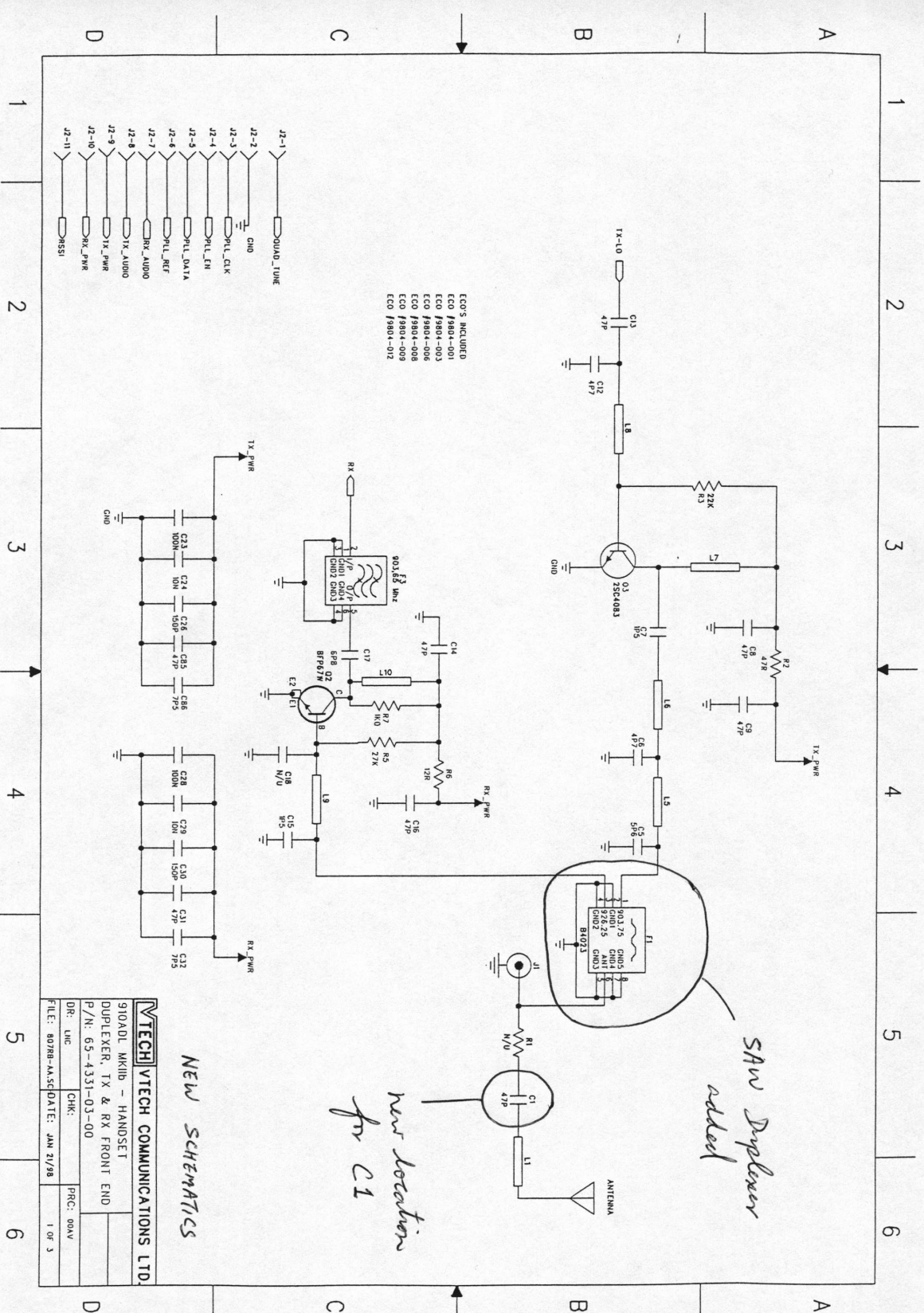
ECOS INCLUDED  
 ECO #9804-001  
 ECO #9804-003  
 ECO #9804-006  
 ECO #9804-008  
 ECO #9804-009  
 ECO #9804-012

- J2-1 <-> QUAD\_TUNE
- J2-2 <-> GND
- J2-3 <-> PLL\_CLK
- J2-4 <-> PLL\_EN
- J2-5 <-> PLL\_DATA
- J2-6 <-> PLL\_REF
- J2-7 <-> RX\_AUDIO
- J2-8 <-> TX\_AUDIO
- J2-9 <-> TX\_PWR
- J2-10 <-> RX\_PWR
- J2-11 <-> HSSI

*Components removed*

*OLD SCHEMATICS*

**MECH VTECH COMMUNICATIONS LTD.**  
 910ADL MK11b - HANDSET  
 DUPLEXER, TX & RX FRONT END  
 P/N: 65-4331-03-00  
 DR: LNC  
 CHK:  
 FILE: 4331003.SCH DATE: JAN 21/98  
 PRC: 00AV  
 1 OF 3



SAW Duplexers added

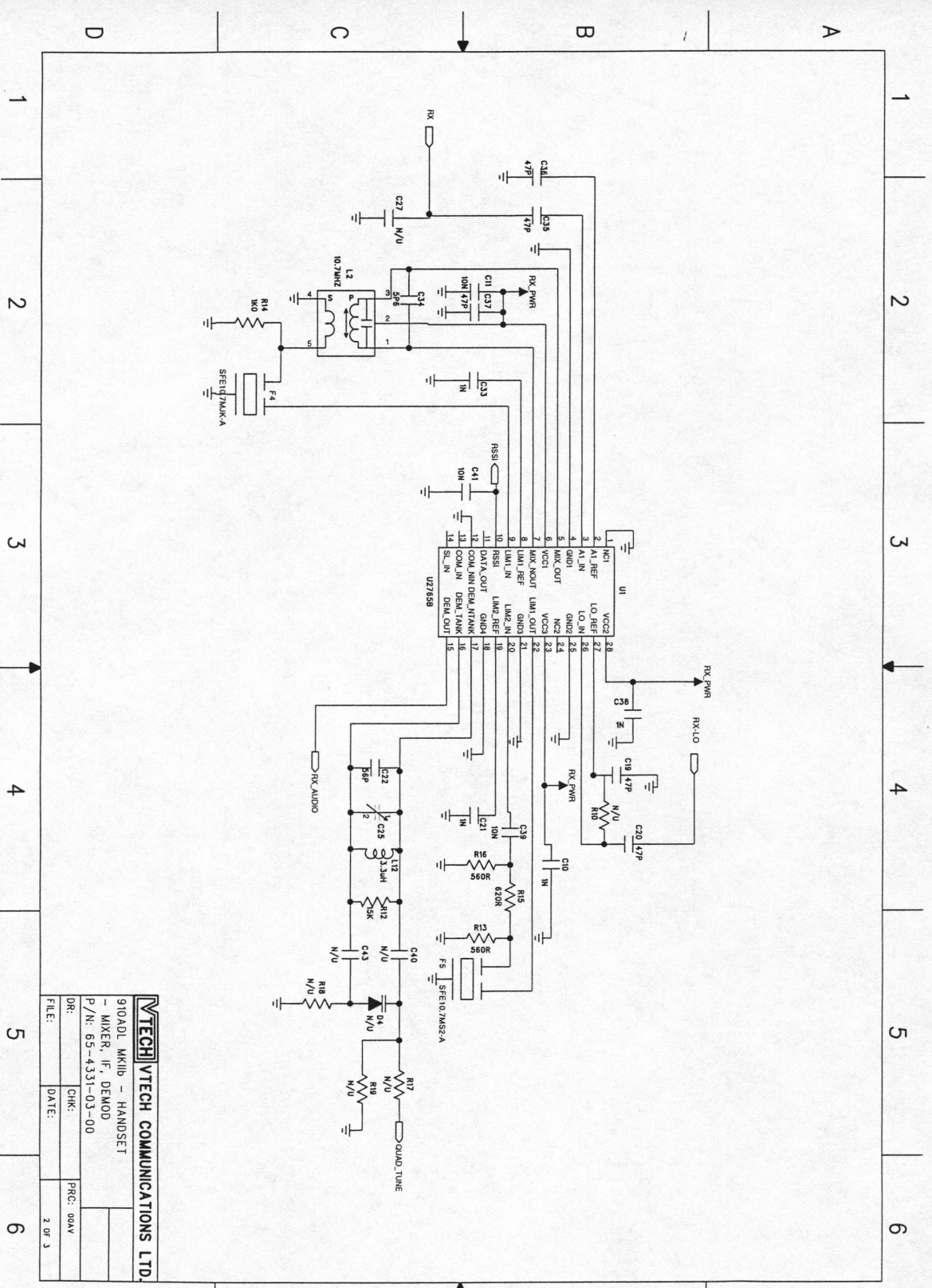
new location for C1

NEW SCHEMATICS

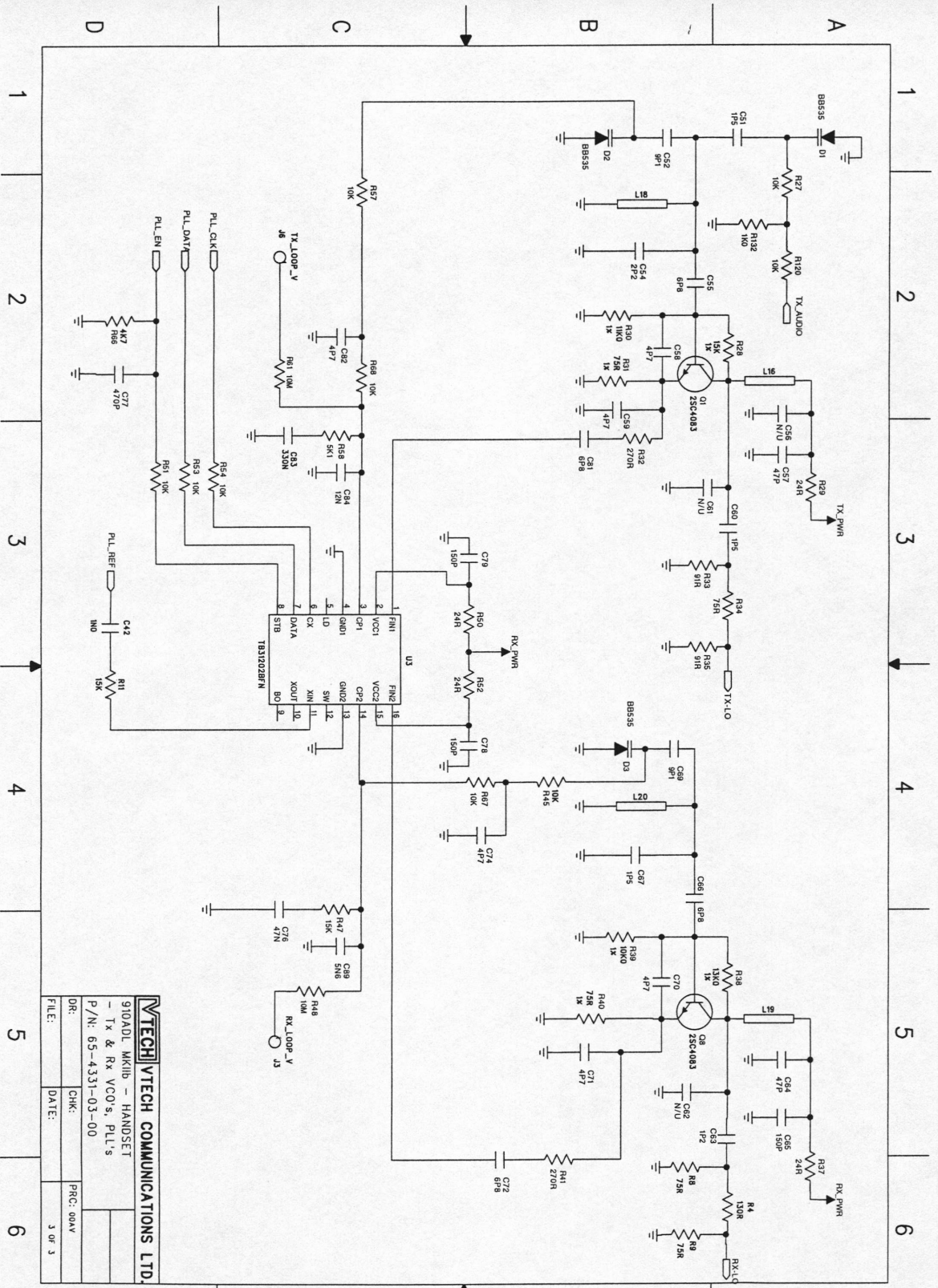
**VTECH** VTECH COMMUNICATIONS LTD.

910ADL MKIIb - HANDSET  
 DUPLEXER, TX & RX FRONT END  
 P/N: 65-4331-03-00

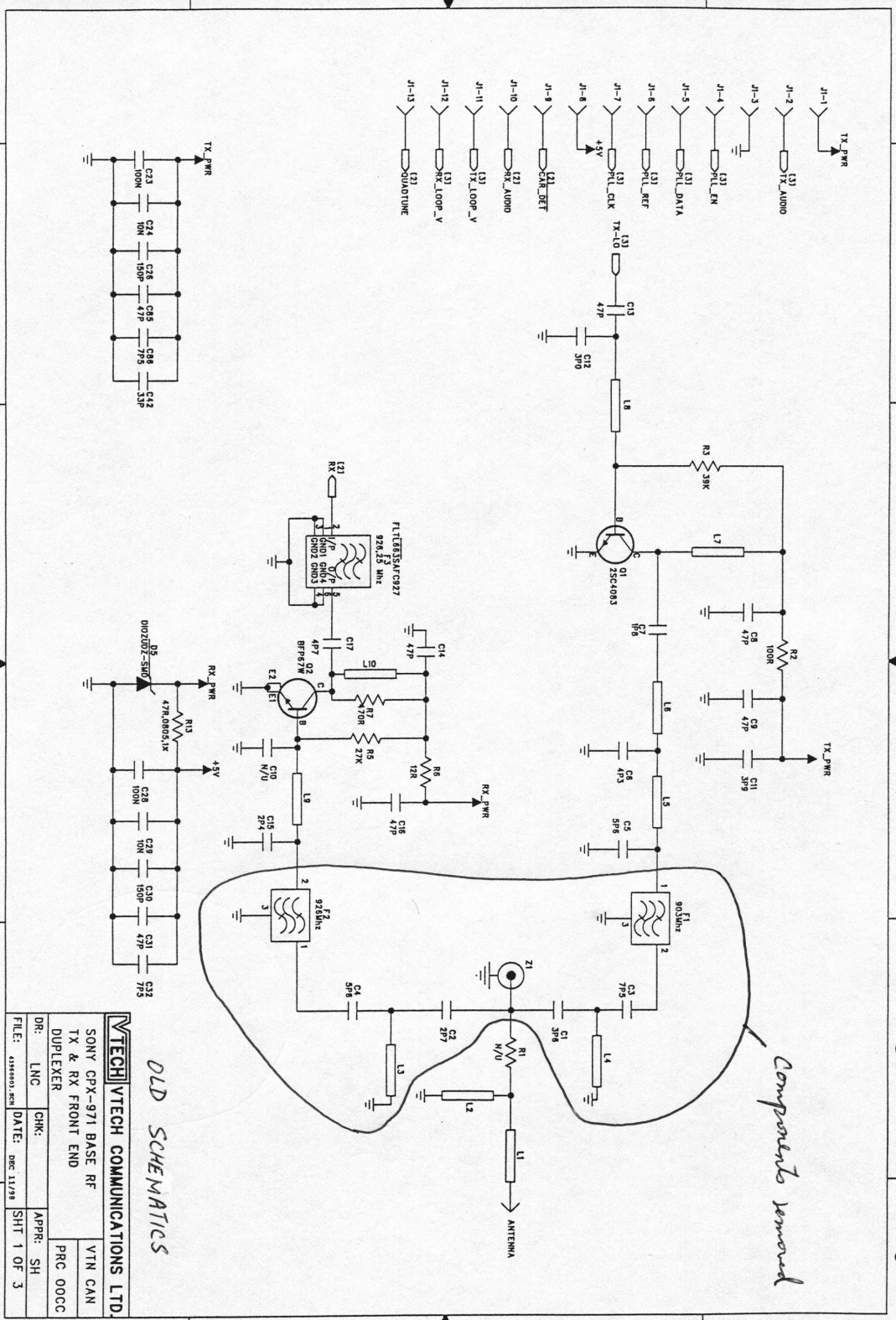
DR: LMC      CHK:      PRG: 00AV  
 FILE: 807RB-AA5C-DATE: JAN 21/98      1 OF 3



|                                       |            |
|---------------------------------------|------------|
| <b>TECH VTECH COMMUNICATIONS LTD.</b> |            |
| 910ADL MKIIB - HANDSET                |            |
| - MIXER, IF, DEMOD                    |            |
| P/N: 65-4331-03-00                    |            |
| DR:                                   | CHK:       |
| FILE:                                 | DATE:      |
|                                       | PREC: 00AV |
|                                       | 2 OF 3     |



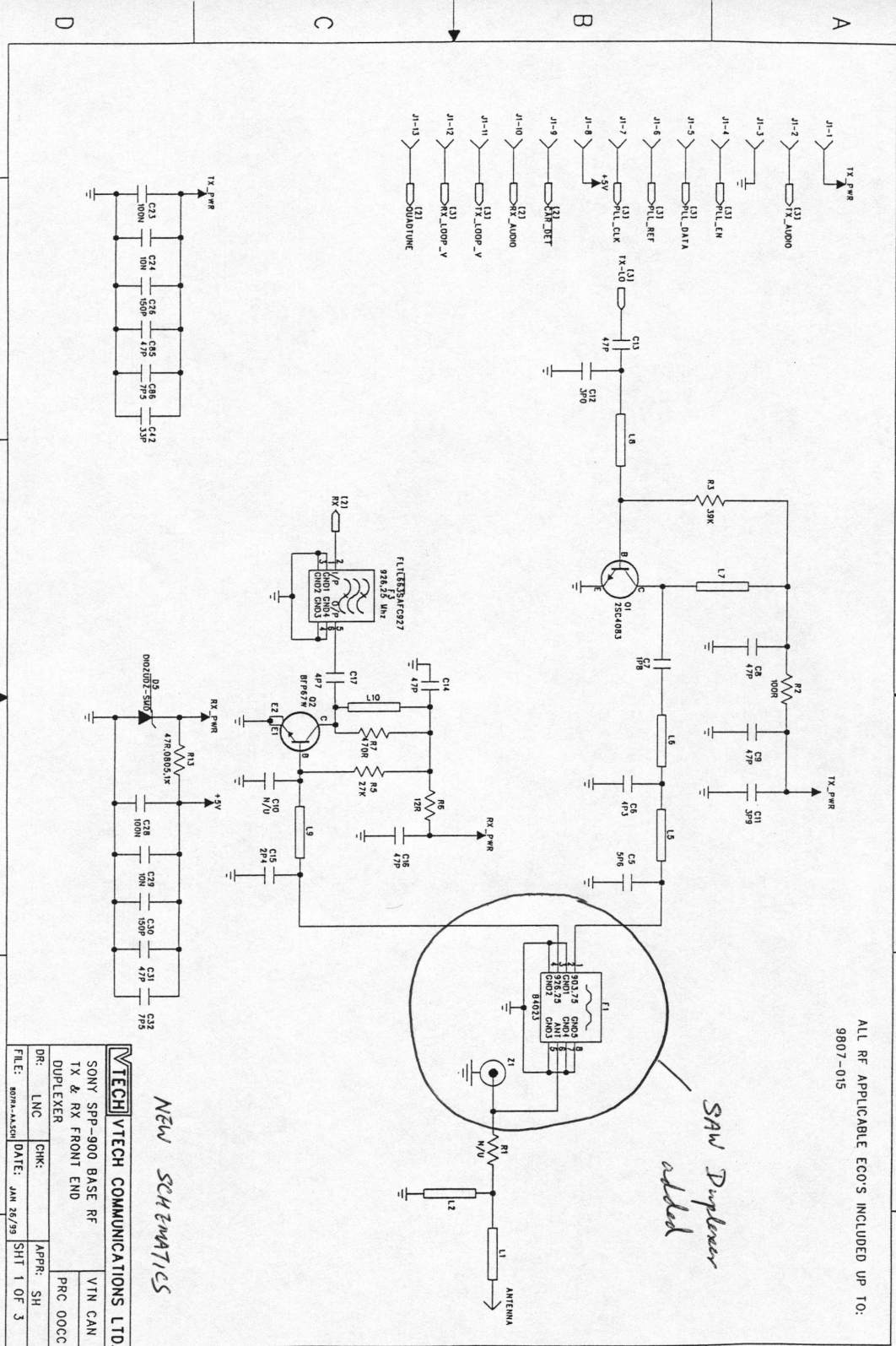
**VTECH VTECH COMMUNICATIONS LTD.**  
 910ADL MKIIB - HANDSET  
 - TX & RX VCO'S, PLL'S  
 P/N: 65-4331-03-00  
 DR: \_\_\_\_\_ CHK: \_\_\_\_\_ PRC: 00AV  
 FILE: \_\_\_\_\_ DATE: \_\_\_\_\_ 3 OF 3



*Components removed*

**OLD SCHEMATICS**

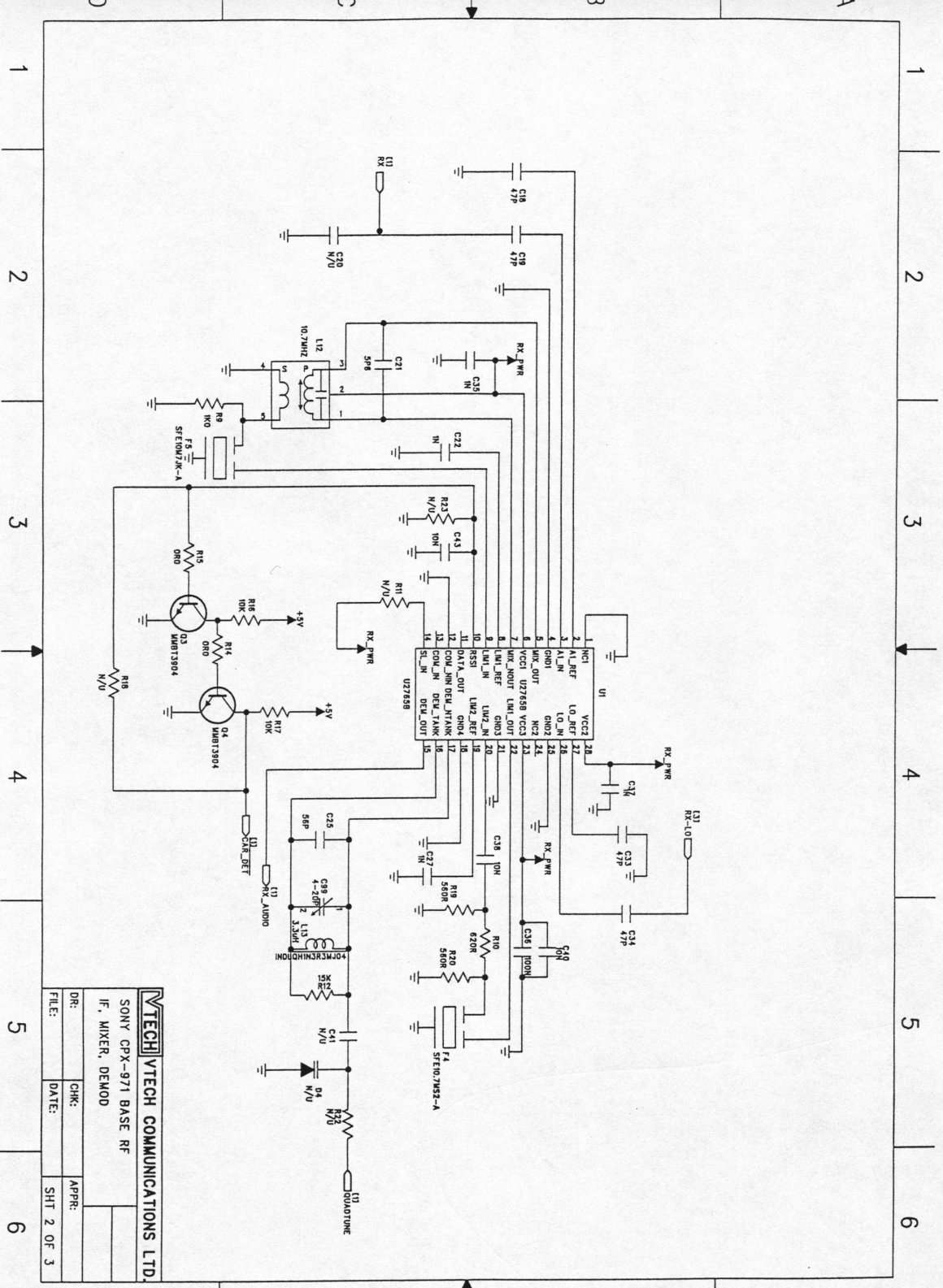
|                                       |      |                 |  |
|---------------------------------------|------|-----------------|--|
| <b>TECH VTECH COMMUNICATIONS LTD.</b> |      | <b>VIN CAN</b>  |  |
| SONY CPX-971 BASE RF                  |      | PRC 00CC        |  |
| TX & RX FRONT END                     |      | APPR: SH        |  |
| DUPLXER                               |      | SHT 1 OF 3      |  |
| DR: LNC                               | CHK: | DATE: DEC 11/98 |  |
| FILE: 43960003.sch                    |      |                 |  |



ALL RF APPLICABLE ECO'S INCLUDED UP TO:  
9807-015

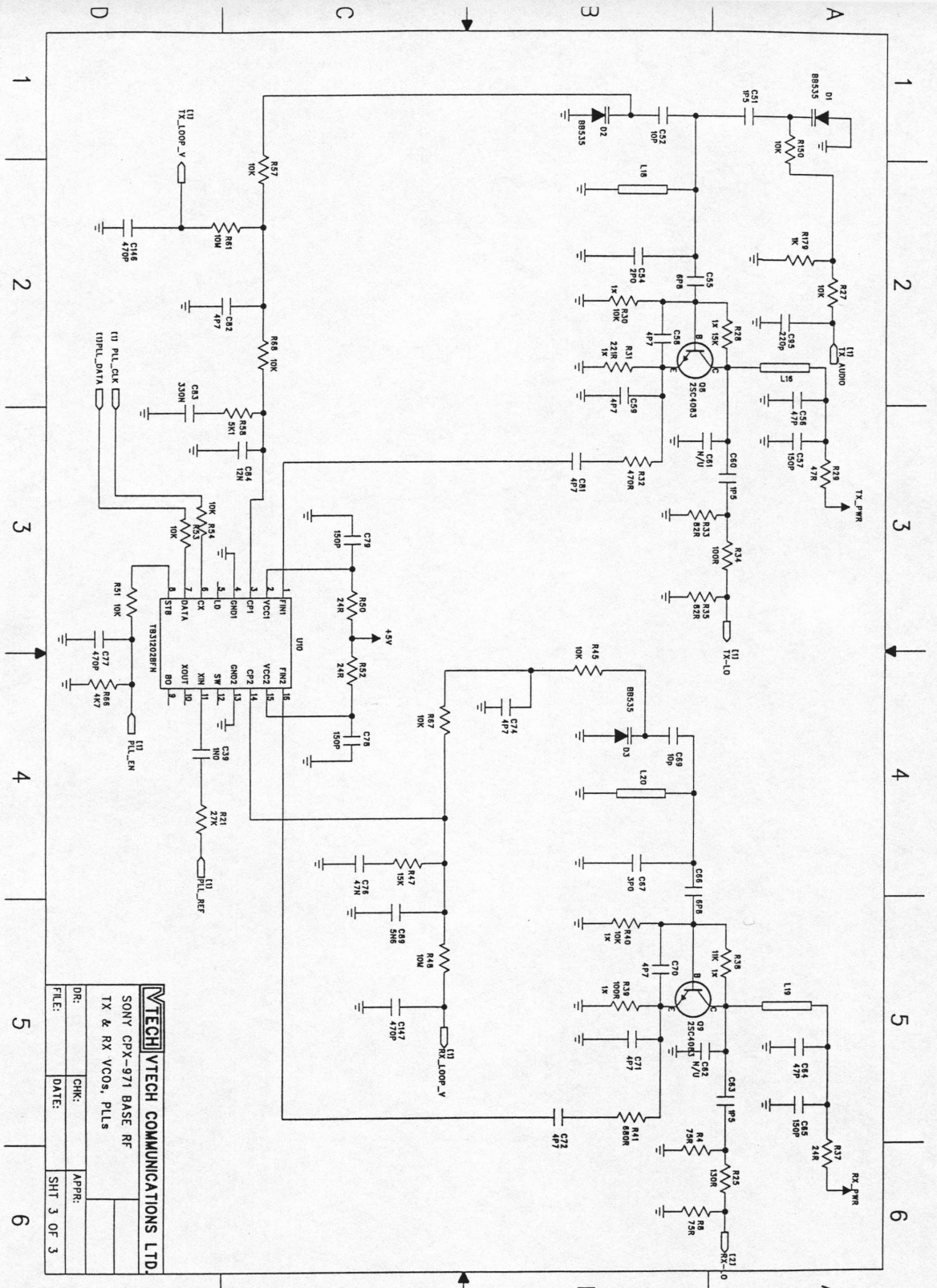
*NEW SCHEMATICS*

|  |                 |
|--|-----------------|
| <b>TECH</b> VITECH COMMUNICATIONS LTD. |                 |
| SONY SP-900 BASE RF                    |                 |
| TX & RX FRONT END                      |                 |
| DUPLEXER                               |                 |
| DRE: LNC                               | CHK: SH         |
| FILE: 807ra-aa.sch                     | DATE: JAN 26/99 |
| APP: SH                                | SHT 1 OF 3      |



|  |       |            |  |
|--|-------|------------|--|
| <b>VTech</b> VTech Communications Ltd. |       |            |  |
| SONY CPX-971 BASE RF                   |       |            |  |
| IF, MIXER, DEMOD                       |       |            |  |
| DR:                                    | CHK:  | APPR:      |  |
| FILE:                                  | DATE: | SHT 2 OF 3 |  |





**TECH VTECH COMMUNICATIONS LTD.**  
 SONY CPX-971 BASE RF  
 TX & RX VCOs, PLLs

|       |       |            |
|-------|-------|------------|
| DR:   | CHK:  | APPR:      |
| FILE: | DATE: | SHT 3 OF 3 |