

Photographs of NAVTEX, NX-900

Internal view

1 Main Unit (NX-900)

1.1 Rear view of NX-900 (with the rear cover removed showing MAIN board 08P3235 and RCV board 08P3236)



1.2 Rear view of NX-900 (with the shielding cover removed)



1.3 Rear view of NX-900 (with RCV board 08P3236 removed)



1.4 Rear view of NX-900 (with MAIN board 08P3235 removed, showing LCD module and buttons)




1.5 Rear view of NX-900 (with LCD module and buttons removed)




2 Antenna Unit (NX-9HE)

2.1 Top view of NX-9HE (with the top cover removed showing UPSIDE board 08P3240)



2.2 Top view of NX-9HE (with the circuit board module removed)




3 Printer (PP-900)


3.1 Front view of PP-900 (with P-IF board 08P3238 and PRINTER module removed)



3.2 Front view of P-IF board 08P3238 and PRINTER module (with the shielding cover removed)



3.3 Front view of P-IF board 08P3238 and PRINTER module (with P-IF board 08P3238 removed)



3.4 PRINTER module (with the shielding cover removed)




4 Junction Box (IF-900)

4.1 Front view of IF-900 (with the front cover removed, showing JCT board 08P3237)



JCT board 08P3237

4.2 Front view of IF-900 (with JCT board 08P3237 removed)



4.3 Front view of IF-900 (with the shielding cover removed)

