

© 2022 CommScope, Inc. All rights reserved.

ARRIS and the ARRIS Logo are trademarks of CommScope, Inc. and/or its affiliates. All other trademarks are the property of their respective owners. No part of this content may be reproduced in any form or by any means or used to make any derivative work (such as translation, transformation, or adaptation) without written permission from CommScope, Inc. and/or its affiliates ("CommScope"). CommScope reserves the right to revise or change this content from time to time without obligation on the part of CommScope to provide notification of such revision or change.

CommScope provides this content without warranty of any kind, implied or expressed, including, but not limited to, the implied warranties of merchantability and fitness for a particular purpose. CommScope may make improvements or changes in the products or services described in this content at any time. The capabilities, system requirements and/or compatibility with third-party products described herein are subject to change without notice.


The terms HDMI, HDMI High-Definition Multimedia Interface, and the HDMI Logo are trademarks or registered trademarks of HDMI Licensing Administrator, Inc. Manufactured under license from Dolby Laboratories.

Kraydel is registered with Companies House as Kraydel Limited

Open Source Software Information

For instructions on how to obtain a copy of any source code being made publicly available by ARRIS related to software used in this ARRIS product you may send your request in writing to: ARRIS, Software Pedigree Operations, 2450 Walsh Avenue, Santa Clara, CA 95051, USA

The ARRIS website opensource.arris.com also contains information regarding use of open source. ARRIS has created the opensource.arris.com site to serve as a portal for interaction with the software community-at-large.



Caring for the Environment by Recycling

When you see this symbol on an ARRIS product, do not dispose of the product with residential or commercial waste. Some countries or regions have set up systems to collect and recycle electrical and electronic waste items.

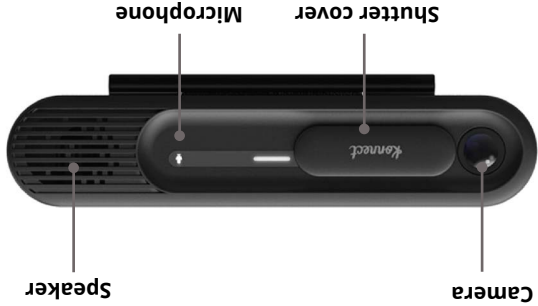
Recycling information can be obtained from the WEEE recycling-section at www.commscope.com. Please recycle product packaging and this document. ARRIS, 3871 Lakefield Drive, Suwanee, GA 30024, USA www.commscope.com

Ambient operating temperature	32-104°F / 0-40°C at 5-95% non condensing humidity.
Voltage	12Vdc, 1.67A
Power supply unit	This Class III product, HC200 , shall be powered by the Power Supply that is provided together with the product.
Power consumption	20W

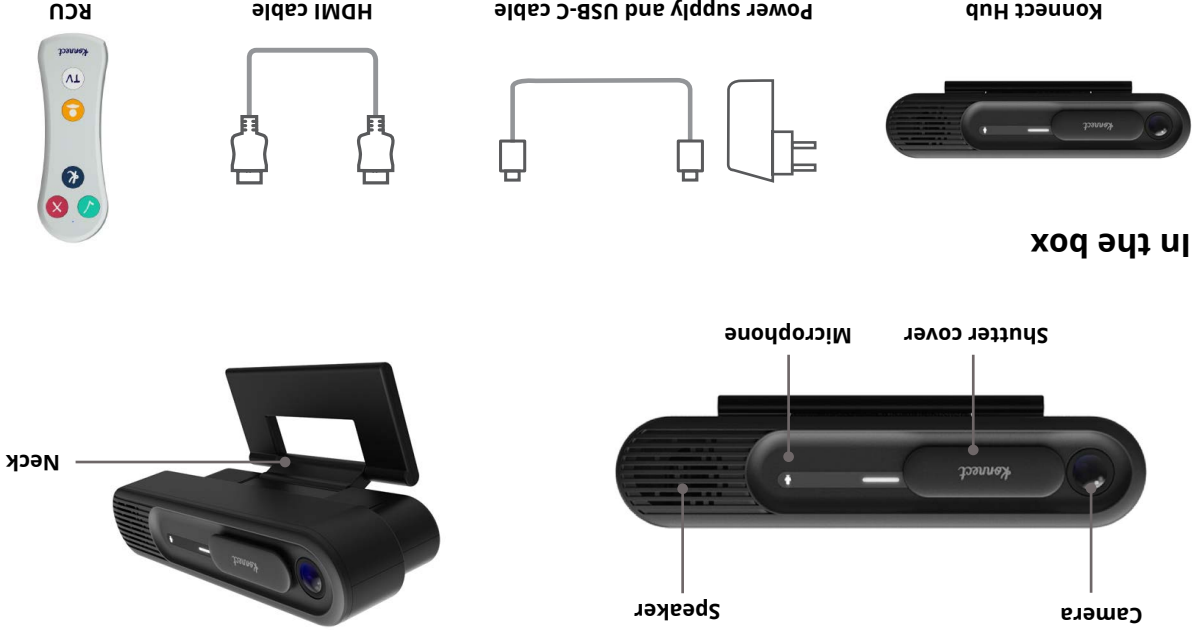


OVERVIEW

Front/Side



In the box



Konnect



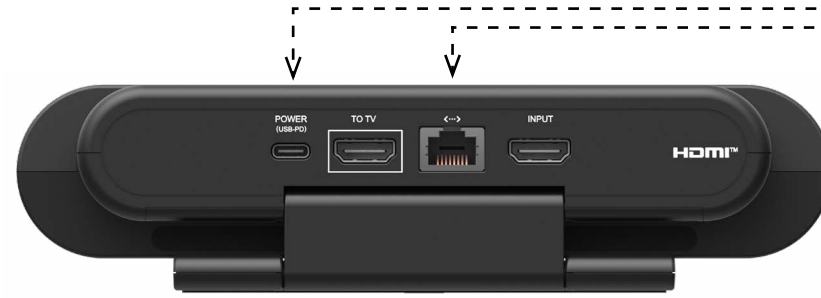
Konnect Hub
Quick Start Guide

Need help?

For more information about configuring your Hub and setting up Wi-Fi connection, scan the QR code.

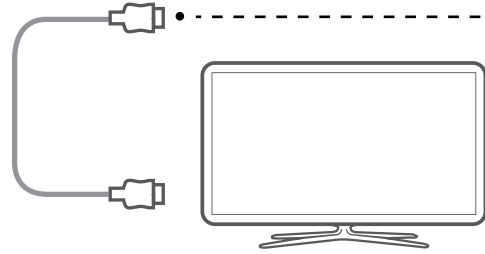


INSTALLING YOUR HUB

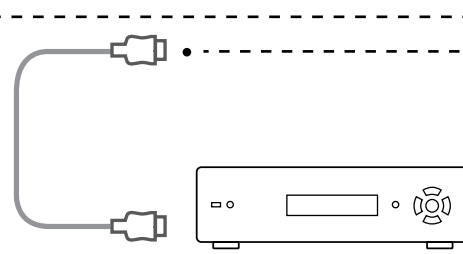


NOTE:

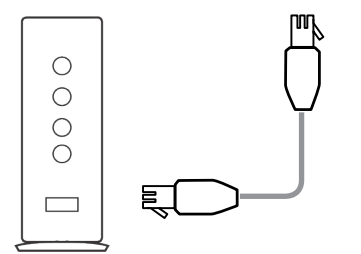
Do not use any power supply other than the one supplied with the product. Doing so may cause fire or seriously damage your Hub.



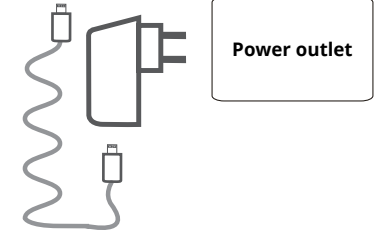
- 1** Connect one end of the HDMI cable to the **TO TV** port on your Hub and the other end to the HDMI connector on to your TV.



- 2** **(Optional)** If you have a set-top box, connect one end of a HDMI cable to the **INPUT** port on your Hub and the other end to your HDMI connector on to your set-top box.



- 3** **(Optional)** If you prefer a wired connection, connect one end of the Ethernet cable to the Ethernet port on your Hub and the other end to your home router.



- 4** a. Connect one end of the USB-C cable to the power supply and the other end to the USB port on your Hub.
b. Connect the power supply to the power outlet.

MOUNTING YOUR HUB

You can mount your Hub on top of your TV as shown below or you can mount on a table-top with the neck folded.



Note: Do not try to slide the shutter cover manually as it automatically slides open for a video call and slides back in as the call ends.

IMPORTANT SAFETY INSTRUCTIONS

Never place the product on top of or close to any heat sources such as other electronic devices. Doing so will reduce life time and may cause irreparable damage or malfunction. Do not use the product near water. Note that the ambient temperature must be below 104° F/40° C. Be sure to maintain necessary space around the product to allow for proper ventilation. Never use the product outside. Do not use any power supply other than the one supplied with the product. Doing so may cause fire or seriously damage the product.

MOUNTING INSTRUCTIONS

If you prefer to mount your Hub, then use a 1/4-20 UNC thread screw for mounting the hole on the stand.

The product can only be mounted in horizontal orientation. The product shall be mounted no higher than 2m from the floor.

CANADIAN COMPLIANCE

This Class B digital apparatus meets all requirements of the Canadian Interference Causing Equipment Regulations and CAN ICES-003 (B)/NMB-003(B). This device complies with Innovation, Science and Economic Development Canada's license-exempt RSSs. Operation is subject to the following two conditions:

- (1) This device may not cause interference; and
- (2) This device must accept any interference, including interference that may cause undesired operation of the device.

CAUTION:

The device for operation in the band 5150-5250 MHz is only for indoor use to reduce the potential for harmful interference to co-channel mobile satellite systems.

FEDERAL COMMUNICATION COMMISSION INTERFERENCE STATEMENT

This device complies with Part 15 of the FCC Rules. Operation is subject to the following two conditions: (1) This device may not cause harmful interference, and (2) this device must accept any interference received, including interference that may cause undesired operation.

This equipment has been tested and found to comply with the limits for a Class B digital device, pursuant to Part 15 of the FCC Rules. These limits are designed to provide reasonable protection against harmful interference in a residential installation. This equipment generates, uses and can radiate radio frequency energy and, if not installed and used in accordance with the instructions, may cause harmful interference to radio communications. However, there is no guarantee that interference will not occur in a particular installation. If this equipment does cause harmful interference to radio or television reception, which can be determined by turning the equipment off and on, the user is encouraged to try to correct the interference by one of the following measures:

- Reorient or relocate the receiving antenna.
- Increase the separation between the equipment and receiver.
- Connect the equipment into an outlet on a circuit different from that the receiver is connected.
- Consult the dealer or an experienced radio/TV technician for help.

FCC CAUTION: Any changes or modifications not expressly approved by the party responsible for compliance could void the user's authority to operate this equipment. This transmitter must not be co-located or operating in conjunction with any other antenna or transmitter.

RADIATION EXPOSURE STATEMENT:

This equipment complies with FCC radiation exposure limits set forth for an uncontrolled environment. This equipment should be installed and operated with minimum distance 20cm between the radiator and your body.

EUROPEAN UNION (EU) COMPLIANCE AND MANUFACTURER CONTACT ADDRESS

EU Compliance is maintained at the following address: ARRIS Group B.V., Hoogoorddreef 5, 1101 BA Amsterdam-Zuidoost, The Netherlands

UNITED KINGDOM (UK) COMPLIANCE AND MANUFACTURER CONTACT ADDRESS

UK Compliance is maintained at the following address: ARRIS Global Limited, Victoria Road, Saltair, West Yorkshire, BD18 3LF, United Kingdom

ARRIS declares that this product is in compliance with Directive 2014/53/EU.

The full test of the EU declaration of conformity is available at the following Internet address: <http://arris.com/consumers/eudoc>.

Disabling Wireless: This equipment is dependent on wireless for primary operation. To disable wireless disconnect the product from power.

The following table shows the RF Output Power for CPE wireless devices:

Table 1:

Frequency Band (MHz)	Maximum RF Power (dBm)
2410 to 2480	20

Table 2:

Frequency Range (MHz)	Mean e.i.r.p limit for Ph (dBm)	
		Without TPC
5150 to 5350*	23	20/23 (see note 1)
5470 to 5725	30	27 (see note 3)

* Indoor use only BE, BG, CZ, DK, DE, EE, IE, EL, ES, FR, HR, IT, CY, LV, LT, LU, HU, MT, NL, AT, PL, PT, RO, SI, SK, FI, SE & UK(NI).

Note 1: The applicable limit is 20dBm, except for transmissions whose nominal bandwidth falls completely within the band 5150 to 5250 MHz, in which case the applicable limit is 23 dBm.
Note 2: The applicable limit is 7dBm, except for transmissions whose nominal bandwidth falls completely within the band 5150 to 5250 MHz, in which case the applicable limit is 10 dBm/MHz.
Note 3: Slave devices without a Radar interference Detection function shall comply with the limits for the frequency range 5250 MHz to 5350 MHz.

Energy Consumption: The following energy consumption figures apply with all interfaces active and in an idle state (measured with a wattmeter at the outlet):

State	Power consumption
OFF	20 Watts
ON	20 Watts

EU External Power Supply

In accordance with Commission Regulation (EU) 2019/1782, energy efficiency data for the power supply provided with this product is available here: <https://www.commscope.com/consumers/psuinfo>.

Remote Control Batteries

CAUTION: There is Risk of explosion if the battery is replaced by an incorrect type. Dispose used batteries according to the instructions.

WARNING! To reduce the risk of fire or burns, do not disassemble, crush, or puncture; do not short external contacts; do not dispose of in fire or water